

MESSAGE OF THE
President of the United States

TRANSMITTING

THE BUDGET

FOR THE SERVICE OF THE
FISCAL YEAR ENDING JUNE 30

1927



WASHINGTON
GOVERNMENT PRINTING OFFICE
1925

ADDITIONAL COPIES
OF THIS PUBLICATION MAY BE PROCURED FROM
THE SUPERINTENDENT OF DOCUMENTS
GOVERNMENT PRINTING OFFICE
WASHINGTON, D. C.
AT
\$2.00 PER COPY (Paper Covers)
▽

TABLE OF CONTENTS

	Statement No.	Page
Budget message of the President of the United States.....		v
Chart presentation of estimates of appropriations, receipts and expenditures, for fiscal year 1927.....		A1
Chart.....opposite		A2
Description of governmental functions.....		A3
Description of Budget statements.....		A7
Balanced statement of (1) the condition of the Treasury at the end of the fiscal years 1924 and 1925, (2) the estimated condition of the Treasury at the end of the fiscal year in progress (1926), and (3) the estimated condition of the Treasury at the end of the ensuing fiscal year 1927, if the financial proposals contained in the Budget are adopted.....	1	A13
Detailed statement of ordinary expenditures by organization units, etc., fiscal year 1927, compared with prior years.....	2	A16
Detailed statement of ordinary receipts by organization units and sources of revenue, fiscal year 1927, compared with prior years.....	3	A34
Statement of ordinary expenditures by character, showing estimated expenditures for the fiscal years 1927 and 1926, and actual expenditures for the fiscal year 1925.....	4	A45
Summary of ordinary receipts by sources of revenue, fiscal year 1927, compared with prior years.....	5	A46
Statement of expenditures and receipts, Post Office Department and Postal Service, fiscal year 1927, compared with prior years.....	6	A48
Summary of estimates and appropriations, classified by governmental functions, fiscal year 1927, compared with 1926.....	7	A51
Summary of estimates and appropriations, classified by character and objects of expenditure, fiscal year 1927, compared with 1926.....	8	A53
Summary of expenditures, classified by governmental functions, fiscal year 1927, compared with prior years.....opposite	9	A54
Comparison of appropriations recommended and appropriations made by Congress, fiscal year 1926, compared with 1925.....	10	A55
Statement of estimates of appropriations for 1927 and appropriations for 1926, showing percentages of the totals for current operations.....	11	A56
Statement of annual, permanent, and other appropriations, including balances of appropriations of prior fiscal years, available for expenditure during fiscal year 1926, as of November 1, 1925.....	12	A57
Financial statements:		
Consolidated current balance sheet at close of business June 30, 1925.....	13	A58
Statement of operations, general fund, fiscal year 1925.....	14	A59
Consolidated statement of operations, fiscal year 1925.....	15	A60
Public debt statements—		
Statement of operations, public debt (loan) funds, fiscal year 1925.....	16	A61
Summary statement of outstanding debt of the United States at close of business June 30, 1925, compared with June 30, 1924, and June 30, 1916.....	17	A62
Detail statement of outstanding debt of the United States at close of business June 30, 1925, compared with June 30, 1924, and June 30, 1916.....	18	A63
Cumulative sinking fund statements—		
Actual, fiscal year 1925.....	19	A66
Estimated, fiscal year 1926.....	20	A66
Estimated, fiscal year 1927.....	21	A66
Proposed public debt issues and redemptions, fiscal year 1927, compared with prior years.....	22	A67
Statement summarizing and comparing, by classification services and grades, for the fiscal years 1927, 1926, and 1925, average number of employees, average salary rates, and the total salaries of the personnel of the executive departments and independent establishments in the District of Columbia classified under the act of March 4, 1923.....	23	A68
Statement summarizing and comparing, by departments and independent establishments, for the fiscal years 1927, 1926, and 1925, the average number of employees, the average salary rate, and the total salaries of the personnel in the District of Columbia classified under the act of March 4, 1923.....	24	A82
Explanatory synopsis of the estimates of appropriations.....		A83
Recapitulation of estimates of appropriations, fiscal year 1927, compared with appropriations for fiscal year 1926..		A95
Estimates of appropriations for 1927.....		1
Index.....		1325

MESSAGE TRANSMITTING THE BUDGET

TO THE CONGRESS OF THE UNITED STATES:

I transmit herewith the Budget of the United States for the fiscal year ending June 30, 1927. The receipts and expenditures shown in detail in the Budget are summarized in the following statement:

Summary (exclusive of postal revenues and postal expenditures paid from postal revenues)

	Estimates, 1927	Estimated, 1926	Actual, 1925
Total receipts-----	\$3, 824, 530, 203. 00	\$3, 880, 716, 942. 00	\$3, 780, 148, 684. 42
Total expenditures (including reduction of the public debt required by law to be made from ordinary receipts)-----	3, 494, 222, 308. 44	3, 618, 675, 186. 00	3, 529, 643, 446. 09
Excess of receipts-----	330, 307, 894. 56	262, 041, 756. 00	250, 505, 238. 33

The Budget for the fiscal year 1926, transmitted to the Congress December 1, 1924, indicated that for the fiscal year ending June 30, 1925, there would be a surplus of receipts over expenditures of \$67,884,489. The actual surplus was \$250,505,238. This gratifying difference between estimates and actual results was due mainly to unexpected increases in receipts, though a reduction in expenditures helped to swell the total.

In that Budget it was estimated that receipts for the current fiscal year, 1926, would amount to \$3,641,295,092 and expenditures \$3,267,551,378, forecasting a surplus of receipts over expenditures of \$373,743,714. This estimate, which was made one year ago, has materially changed. On the receipt side of the ledger the operations of the first five months of this fiscal year indicate that we will receive \$3,880,716,000, or approximately \$239,420,000 more than was estimated a year ago. There is an estimated increase of \$143,125,000 alone in our internal revenue, which indicates plainly the stimulating influence on business of the last tax reduction law. On the other side of the ledger the expenditures estimated a year ago as \$3,267,551,000 stand increased to-day to an estimated total of \$3,618,675,000, an increase of \$351,124,000. The indications to-day are that the surplus for 1926 will amount to \$262,041,000.

It is appropriate here to mention the principal items which enter into this increase in estimated expenditures for the current fiscal year, for which it will be necessary to submit supplemental estimates to the Congress. The Budget for 1926 carried an estimate of \$50,000,000 for the second payment to the adjusted service certificate fund established under the World War adjusted compensation act of May 19, 1924. In submitting that estimate it was stated that should the number of applications increase beyond what the then conditions indicated as being probable a supplemental estimate for the additional amount found necessary would be presented. The indications to-day are that there will be issued not less than 3,400,000 certificates of insurance at an average cost of \$1,033 each. On this basis the cost of the World War adjusted compensation act will reach \$3,500,000,000. The law contemplates that the financial obligation which it creates shall be equally distributed over a period of 20 years. To meet this obligation will require a payment of \$106,000,000 to the fund on January 1, 1926, in addition to the \$50,000,000 already appropriated. Subsequent payments to the fund will require approximately \$140,000,000 annually.

To meet refundment of taxes illegally collected it was estimated that our expenditures for 1926 would amount to \$90,000,000. The indications to-day are that \$151,000,000 will be required, a difference of \$61,000,000. The funds on hand July 1, 1925, amounted to \$60,000,000, which are now practically exhausted. An additional amount of \$91,000,000 will therefore be required to meet the refunds for the remainder of the current fiscal year.

For Federal aid to post roads, an additional amount of \$23,000,000 will be required this fiscal year, and to meet the estimated deficit in postal revenues \$37,100,000 will be required. This latter requirement grows out of the postal pay act which operated to change an estimated surplus of \$10,000,000 in postal revenues over postal expenditures to the deficit above stated.

The next item of importance is that of pensions, for which it is estimated an additional \$8,000,000 will be required this fiscal year.

The outlook for the coming fiscal year, 1927, is most favorable. For that year it is estimated that the ordinary receipts will be \$3,824,530,000 and expenditures \$3,494,222,000. This indicates a surplus of \$330,307,000.

The outlook for 1926 and 1927 shows clearly that the united effort of the executive and the legislative branches of the Government for economy in Federal expenditure is bearing further fruit. In the last four fiscal years there have been two substantial reductions in taxes. We have restored to the people a part of the moneys which we required of them to finance the World War. We are now in that favorable position of making further restoration. The Budget and Accounting Act contemplates that under the fortunate conditions in which we now find ourselves the Chief Executive will make recommendation to the Congress as to the disposition of the estimated surplus of revenue.

I therefore recommend to the Congress that there be a further reduction in taxes. The satisfaction of the Chief Executive in having opportunity to make such a recommendation I know is shared by the Congress whose cooperation with the Chief Executive in the conservation of public funds has made such reduction in taxes possible.

The Ways and Means Committee of the House of Representatives has been informed of our prospective surplus for 1927. That committee has prepared a tax-reduction measure. While this measure somewhat exceeds my judgment in amount and in exemptions, yet with continuing pressure for economy in the Federal service and the stimulation to business which will result from tax reduction, perhaps we can make further reduction in taxes of about the sum total of our prospective surplus for 1927 without jeopardizing the balancing of our annual Budget. Such reduction, however, should carry an obligation not to embark upon new projects involving large annual expenditure if we are to safeguard the integrity of our Budget.

The fruits of our labors are reflected in the coming tax reduction measure. It reflects the results of the efforts of the servants of the people and of their representatives in behalf of the people. There have been no partisan politics in expediting its preparation. I hope this same condition will prevail in the consideration of the measure.

This brings us to the estimates of appropriations contained in this Budget. These estimates reflect the continuing pressure for economy in Federal expenditure. We have about reached the time when the legitimate business of Government can not be carried on at a less expenditure than that which it now requires. With regard to our legitimate business the operating costs have been reduced to nearly a minimum. The normal expansion of the business of the Government in keeping pace with a growing nation will involve added expenditure from year to year. The effort for economy, however, must continue. So far as it lies within the power of the Chief Executive it will continue.

In the following table a comparison is made of the appropriations for 1926 with the estimates for 1927.

Estimates of appropriations for 1927 compared with appropriations for 1926

	Estimates of appropriations, 1927	Appropriations, 1926
Legislative establishment.....	\$16,498,381.70	\$14,915,001.80
Executive Office.....	441,960.00	489,960.00
Independent offices:		
Civil Service Commission.....	1,001,592.00	1,008,092.00
Employees' Compensation Commission.....	2,742,040.00	2,301,500.00
Federal Board for Vocational Education.....	8,210,620.00	8,227,000.00
Federal Trade Commission.....	997,000.00	1,008,000.00
General Accounting Office.....	3,714,400.00	3,701,960.00
Housing Corporation.....	674,398.00	743,915.00
Interstate Commerce Commission.....	6,033,309.25	6,853,962.00
Public Buildings and Public Parks.....	2,293,850.00	2,282,505.00
Tariff Commission.....	699,000.00	721,500.00
Shipping Board and Emergency Fleet Corporation.....	14,198,574.00	24,330,000.00
Smithsonian Institution and National Museum.....	858,240.00	874,020.00
United States Veterans' Bureau.....	458,965,000.00	405,700,000.00
Other independent offices.....	4,879,876.00	1,578,045.00
Total, Executive Office and independent offices.....	505,709,859.25	459,820,459.00
Department of Agriculture.....	140,717,758.00	138,075,191.00
Department of Commerce.....	30,402,847.00	28,542,129.00
Department of the Interior.....	250,967,602.00	262,255,603.50
Department of Justice.....	24,367,027.00	24,205,822.00
Department of Labor.....	8,567,305.00	8,627,625.00
Navy Department.....	322,869,430.00	302,862,378.00
State Department.....	16,614,932.64	16,277,652.51
Treasury Department.....	157,563,713.63	153,708,404.50
War Department, including Panama Canal.....	335,641,525.00	339,765,931.00
District of Columbia.....	35,626,579.00	36,032,853.00
Total, ordinary.....	1,845,546,960.22	1,785,089,050.31
Reduction in principal of the public debt:		
Sinking fund.....	339,423,648.44	325,304,445.00
Redemption of securities from Federal reserve bank and Federal intermediate credit bank franchise tax receipts.....	1,000,000.00	1,000,000.00
Redemption of bonds, etc., received as repayments of principal and as interest payments on obligations of foreign Governments.....	175,159,750.00	174,124,150.00
Principal of the public debt.....	515,583,398.44	500,428,595.00
Interest on the public debt.....	795,000,000.00	820,000,000.00
Total payable from the Treasury.....	3,156,130,358.66	3,105,517,645.31
Post Office Department and Postal Service, payable from postal revenues.....	740,077,563.00	636,269,415.00
Total, including Post Office Department and Postal Service.....	3,896,207,921.66	3,741,787,060.31

The foregoing table indicates that the estimates of appropriations for 1927, payable from the Treasury, will exceed by approximately \$50,600,000 the amount of the appropriations for 1926. However, in making a comparison we should take into consideration the lawful obligations for 1926 which have been determined since the appropriations were made for that year. Taking these into consideration the estimates for 1927 are less than the appropriations and lawful obligations for 1926.

For the air services the estimates carry a total of \$42,447,000, being \$16,793,000 for the Army, \$22,391,000 for the Navy, \$2,750,000 for the air mail service of the Post Office Department, and \$513,000 for the National Advisory Committee for Aeronautics. These amounts include contract authorizations, but do not include funds provided in other Budget items for the pay of commissioned Air Service officers, pay, housing, and general maintenance for the enlisted Air Service personnel, and certain classes of supplies and services of a general character furnished for Air Service activities. If we include these items, the total for the Air Service in 1927 will amount to not less than \$76,000,000. The estimates for the air services for 1927 are in furtherance of the program which was commenced this year. They propose procurement from the industries of airplanes, engines, and accessories to the amount of \$20,954,000. The remaining \$21,493,000 is for maintenance, operation, experimentation, and research. This Government is pursuing an orderly policy toward building up its air services. We realize that our national defense air problem is primarily an industrial problem. We also know that the airplane industry to-day is dependent almost entirely upon Government business for its development and growth. We do not contemplate any competition between the Government and industry in the production of airplanes. With the business already assured by the appropriations for the current year, and with the further assurance of the business contemplated by these estimates, there should be a normal and proper growth in this industry. If we continue this policy, there need be no fear of our national defense situation in so far as air strength is concerned.

The estimates carry a total of \$21,940,529 for prohibition enforcement. This includes \$12,634,000 for the activities of the Coast Guard in preventing rum smuggling. As an adjunct to prohibition enforcement, the Coast Guard has proved most effective. Its activities should be enlarged and strengthened at the earliest date possible. To this end I propose to recommend to the Congress additional appropriations for the Coast Guard for the remainder of this fiscal year and for all of the next fiscal year. This contemplates enlargement of the Coast Guard fleet and personnel. Provision is not made in this Budget for this additional equipment and personnel for 1927 for the reason that it should be presented to the Congress as one program, involving as it does the current as well as the next fiscal year. It is also proposed to recommend to the Congress that legislation be enacted which will authorize the construction of 10 new Coast Guard cutters which will cost approximately \$9,000,000. While the initial cost of these cutters is large, we will effect an economy, as they will replace the destroyers now being used and which are expensive of operation. The normal functions of the Coast Guard alone require these additional cutters so that their construction will serve a twofold purpose. Every available resource of the Government will be employed for prohibition enforcement. The recommendations which I propose to make to the Congress are for the purpose of increasing this available force. Such reinforcement is needed. It should be provided.

In furtherance of the policy of backing this salutary law with the full power of the Federal Government, funds are carried in these estimates for strengthening that branch of the Department of Justice which is charged with the prosecution of violators of its provisions.

Federal aid to States is annually requiring more than \$109,000,000. The estimates for this purpose for 1927 amount to something in excess of \$110,000,000. The principal item is for rural post roads, for which an appropriation is requested of \$80,000,000. The law authorizing Federal aid to States for the construction of rural post roads does not extend beyond the fiscal year 1927. The amount of \$80,000,000 does not discharge our entire obligation under existing law. In addition to this amount, the authorizations for which moneys have not yet been appropriated amount to \$116,700,000. Without further legislative action we therefore face an obligation of \$116,700,000 over and above the amount carried in this estimate.

The Federal Government has been generous in its participation in State road construction, having authorized appropriations amounting to \$690,000,000. Federal contribution to State highway construction was probably necessary in the beginning. It has expedited and so coordinated construction that all expenditures would be reflected in a definite and approved connecting highway system. On the other hand, there is no question but that Federal contributions have materially added to State expenditures of State funds. I am speaking for what I consider the best interest of the people. While Federal taxes have been reduced, State and other governmental taxes have been steadily increasing. Federal aid to States has influenced this latter condition. We should keep in mind that the moneys which we have contributed to the States are taken from the people who in turn also pay the moneys required by the States to finance their own portion of the cost. The entire cost falls upon the people. It is true that the necessity and demand for good roads are constantly increasing, but they should not be constructed faster than the taxpayers can afford to pay for them. The amount that taxpayers can afford to pay can best be determined by the citizens of each State.

Since the inauguration of the present plan of Federal aid for road construction, the States have changed their methods of financing their portion of the expenses. A large majority of the States now exact a gasoline tax, thereby distributing the cost of road construction and maintenance to those who benefit by their use. The construction of roads within a State is purely a State matter and ultimately should be financed by State funds. Without further legislative enactment the States would carry on their construction to an amount which they can afford to spend on it. But the National Government is committed to the policy of assisting in the building of good roads. Commitments have been made both by the States and the Nation in this direction. It is necessary to continue them for the present.

I do, however, recommend for the consideration of the Congress that future legislation restrict the Government's participation in State road construction to primary or interstate highways, leaving it to the States to finance their secondary or intercounty highways. This would operate to diminish the amount of Federal contribution.

For reclamation projects I am recommending \$6,437,000. In making appropriations this fiscal year for reclamation projects the Congress laid down certain restrictions on the use of the funds for new construction. These restrictions contemplated that the Government would have assurance of the paying ability of the projects before funds were expended on them. I am in full accord with this policy. Its continuance is recommended in the estimates appearing in this Budget.

Again I urge upon the Congress the need of additional office buildings in the District of Columbia in the interest of Federal efficiency and economy. The actual conditions that face some of the Government's most important activities because of lack of sufficient and suitable working space are almost inconceivable. The Department of Agriculture occupies 45 widely separated buildings in the District. The General Accounting Office is scattered in 20 different locations, while the Internal Revenue Bureau of the Treasury Department, with its financial problems involving the greater bulk of the Federal Government's receipts, is housed in 11 indifferent and in some cases most unsatisfactory offices. Efficient and economical administration for which we are striving is impossible under these conditions. I repeat my former recommendation that in the interest of good administration of Federal business provision be made at once by the Congress for an annual appropriation of not in excess of \$10,000,000 for the construction of buildings in the District of Columbia to properly house the Government's workers.

No general building bill has been enacted since before the war. This matter must necessarily come up for consideration. I am not in favor of the passage of an act which would be characterized as a general parceling out of favors that usually bears a name lacking in good repute. I am willing to approve an act similar in character to that which has already passed the House, providing a lump-sum appropriation to be expended under the direction of the Treasury, or any other proper authority, over a term of years, with such annual appropriations as the national finances could provide.

With regard to the physical plant of the Government, the policy was adopted of reaching a firm foundation before we attempted to build or rebuild. This was necessary because of the vast expansion of Federal agencies and activities growing out of the World War. We could not hope, nor was it necessary, to maintain this vast war inheritance. The only reasonable and proper course was to ascertain what part of it we did need so that money would not be wasted on the other. The time has now been reached when we know approximately the Government plant which should be maintained and the additions which are essential thereto. I have already directed your attention to the need of additional Federal buildings at the seat of government in order to adequately house and operate the business of the Government and protect its employees and records. The construction of Federal buildings at strategic points throughout the United States will be of material assistance in the transaction of public business and reduce rentals. This is not as urgent as the need for buildings in the District of Columbia. There is urgent need for new permanent construction to house the Army. This has been neglected primarily because we had the temporary shelter erected during the World War, but this has reached a stage when it is real waste to expend further funds upon its repair. The Congress in appropriating for the War Department for the fiscal year 1925 directed a study of the housing situation of the Army with a view to having laid before it a plan looking to the sale of property held by the War Department and the utilization of the proceeds to the erection of permanent buildings at places selected for permanent military posts and camps. This plan, which was reflected in bills introduced in Congress during the last session, would accomplish a very substantial commencement of the housing program for the Army. I commend this plan to the Congress for early consideration. It presents the means of meeting an urgent need.

The estimates include \$140,000,000 to be credited to the adjusted service certificate fund established under the World War adjusted compensation act of May 19, 1924. This amount is necessary for the third payment to the fund to be made January 1, 1927. The applications received clearly indicate that \$140,000,000 is the amount which should be paid into the fund on January 1, 1927.

During the fiscal year ended June 30, 1925, the gross public debt was reduced \$734,619,101.59. This was brought about through (1) retirements required to be charged against ordinary receipts, in amount \$466,538,113.83; (2) a reduction of \$17,575,749.43 in the general fund balance; and (3) the application of the entire surplus of \$250,505,238.33. The debt was at its peak on August 31, 1919, when the gross amount outstanding was \$26,596,701,648.01. The

gross amount outstanding on June 30, 1925, was \$20,516,193,887.90. The reduction accordingly has been \$6,080,507,760.11, and the annual saving in interest amounts to more than \$250,000,000.

Certain fixed debt charges for debt retirement are included in the regular Budget of the Government. This policy, which has become firmly established and which provides for an orderly retirement of the public debt, was inaugurated by the Congress in establishing the cumulative sinking fund and in directing that certain miscellaneous sources of revenue, including the repayment of loans to foreign governments made under authority of the Liberty bond acts should be applied to debt redemption. During the fiscal year 1925 debt amounting to \$306,308,400 was retired through the cumulative sinking fund. Other fixed debt charges amounted to \$160,229,714.

Interest payments during 1925 aggregated \$881,806,662.36 as compared to \$940,602,912.92 expended in 1924, and \$820,000,000 estimated to be expended during 1926. For 1927 estimated expenditures are \$795,000,000.

CALVIN COOLIDGE.

THE WHITE HOUSE, *December 7, 1925.*

THE CHART PRESENTATION

The chart presentation of the estimates of receipts, expenditures, and appropriations for the fiscal year ending June 30, 1927, given opposite page A2, sets forth graphically the source of income and how the average dollar of the estimated expenditures and appropriations is apportioned to organization units and functions in the Budget for the fiscal year 1927.

Chart 1 exhibits the estimates of appropriations by organization units, exclusive of the Post Office Department payable from postal revenues, and gives the allocation of the average dollar to the several departments and establishments for which the appropriations are recommended. It will be seen that of the average dollar to be appropriated 0.52 cent is for the legislative establishment; 16.01 cents for independent offices, of which 14.54 cents is for the Veterans' Bureau; that 4.46 cents is for the Department of Agriculture; 7.95 cents for the Department of the Interior; 10.23 cents for the Navy Department; 10.64 cents for the War Department; 46.52 cents for the Treasury Department, of which 25.19 cents is for interest on the public debt and 16.34 cents for reduction in principal of the public debt payable from ordinary receipts; and only 3.67 cents for the Departments of Commerce, Justice, Labor and State, the District of Columbia, and the Executive Office.

Chart 2 gives the estimates of appropriations by governmental functions and exhibits the purpose for which the average dollar is to be appropriated for the fiscal year 1927. It shows that of each dollar recommended for appropriation 3.71 cents goes for general functions; 39.32 cents for military functions, of which 18.02 cents is for national defense and 21.30 cents for military pensions, retirement pay, annuities, World War allowances, and life-insurance claims. It also shows that of the average dollar to be appropriated 14.05 cents is for civil functions, of which 1.81 cents is for promotion, regulation, and operation of marine transportation and 5.03 cents for public works. Of the total, 42.92 cents of each dollar included in the estimates is for nonfunctional purposes. This includes 0.67 cent for refunds, drawbacks, and like appropriations; 16.34 cents for public-debt retirements, and 25.19 cents for interest on the public debt.

Chart 3 gives the estimates of expenditures by organization units for the fiscal year 1927. Of the average dollar to be expended it shows that 10.52 cents will be disbursed by the Veterans' Bureau; 4.33 cents by the Department of Agriculture; 0.86 cent by the Department of Commerce; 7.66 cents by the Department of the Interior; 0.70 cent by the Department of Justice; 0.25 cent by the Department of Labor; 9.55 cents by the Navy Department; 9.94 cents by the War Department; 0.47 cent by the State Department; 51.89 cents by the Treasury Department, of which 14.76 cents represents reduction in principal of public debt payable from ordinary receipts and 22.75 cents for interest on the public debt; 1.04 cents by the District of Columbia; and but 2.08 cents to be disbursed by the legislative branch, the independent establishments other than the Veterans' Bureau, and the Executive Office.

Chart 4 gives the estimates of expenditures by governmental functions. It supplies information showing for the average dollar the general end or purpose to be accomplished by the expenditures during the fiscal year 1927. Of the average dollar to be expended during that fiscal year 3.35 cents will be spent for the general functions of the Government; 32.87 cents will go for military functions, of which 16.32 cents is for national defense and 16.55 cents for military pensions, retirement pay, annuities, World War allowances, and life-insurance claims. The chart also shows that 14.88 cents will be expended for civil functions, of which 1.88 cents goes for promotion, regulation, and operation of marine transportation, 5.60 cents for public works, and 7.40 cents for other civil functions; that 48.90 cents will be expended for nonfunctional operations, of which 4.91 cents represents refunds and drawbacks; 37.51 cents for fixed-debt charges, of which 14.76 cents is for public-debt retirements payable from ordinary receipts, 22.75 cents for interest on the public debt, and 6.48 cents for the disbursement of trust funds.

Chart 5 exhibits the estimated receipts of the Government by sources of revenue, exclusive of postal revenues for the fiscal year 1927. Of the average dollar to be received 72.01 cents comes from internal revenue, 14.43 cents will be received from customs, and 13.56 cents will be derived from miscellaneous sources, which comprise interest and discount, sale of Government property, public-domain receipts, fees, fines, penalties and forfeitures, gifts and contributions, repayments of investments, District of Columbia receipts, Panama Canal receipts, and trust-fund receipts.

The amounts which form the basis for computing the allocation of the average dollar for the estimates of appropriations by functions for the fiscal year 1927, Chart 2, are given in detail in Budget statement No. 7. The data used for the income statement, Chart 5, are supplied by Budget statement No. 5; the data for computing the average dollar for the estimated expenditures by functions, Chart 4, are given in Budget statement No. 9. The data for Chart 3, giving the average dollar allocation of the estimates of expenditures by organization units, are given in Budget statement No. 2, and similar data for Chart 1 are given in the recapitulation of estimates of appropriations.

Chart 5 does not include the estimated postal revenues for the fiscal year 1927, because such revenues are not considered receipts of the general fund.

Comparative statement showing how the average dollar of estimates of appropriations and expenditures, exclusive of the Postal Establishment payable from postal revenues, is apportioned to governmental functions in the Budget for the fiscal year ending June 30, 1927

Function	Estimates of appropriations, excluding Postal Establishment payable from postal revenues	Estimates of expenditures, excluding Postal Establishment payable from postal revenues
	<i>Cents</i>	<i>Cents</i>
1. General functions.....	3. 71	3. 35
2. Military functions:		
1. National defense.....	18. 02	16. 32
2. Military pensions, retirement pay, annuities, World War allowances, and life insurance claims.....	21. 30	16. 55
Total, military functions.....	39. 32	32. 87
3. Civil functions:		
1. Promotion, regulation, and operation of marine transportation.....	1. 81	1. 88
2. Public works.....	5. 03	5. 60
3. Other civil functions.....	7. 21	7. 40
Total, civil functions.....	14. 05	14. 88
4. Nonfunctional operations:		
1. Refunds.....	. 67	4. 91
2. Fixed debt charges—		
1. Public debt retirements from ordinary receipts.....	16. 34	14. 76
2. Interest on the public debt.....	25. 19	22. 75
Total, fixed debt charges.....	41. 53	37. 51
3. Trust funds.....	. 72	6. 48
Total, nonfunctional operations.....	42. 92	48. 90
Total.....	100. 00	100. 00

Comparative statement showing how the average dollar of estimates of appropriations and expenditures, exclusive of the Postal Establishment payable from postal revenues, is apportioned to organization units in the Budget for the fiscal year ending June 30, 1927

Organization unit	Estimates of appropriations, excluding Postal Establishment payable from postal revenues	Estimates of expenditures, excluding Postal Establishment payable from postal revenues
	<i>Cents</i>	<i>Cents</i>
1. Legislative.....	0. 52	0. 46
2. Executive.....	. 01	. 01
3. Independent offices:		
1. United States Veterans' Bureau.....	14. 54	10. 52
2. All other.....	1. 47	1. 61
Total, independent offices.....	16. 01	12. 13
4. Department of Agriculture.....	4. 46	4. 33
5. Department of Commerce.....	. 96	. 86
6. Department of the Interior.....	7. 95	7. 66
7. Department of Justice (including judicial).....	. 77	. 70
8. Department of Labor.....	. 27	. 25
9. Navy Department.....	10. 23	9. 55
10. Post Office Department (estimated deficiency).....		. 71
11. State Department.....	. 53	. 47
12. Treasury Department.....	46. 52	51. 89
13. War Department (including Panama Canal).....	10. 64	9. 94
14. District of Columbia.....	1. 13	1. 04
Total.....	100. 00	100. 00

CHARTS OF ESTIMATES OF APPROPRIATIONS, EXPENDITURES, AND RECEIPTS OF THE U.S. GOVERNMENT, EXCLUDING THE POST OFFICE DEPARTMENT FOR THE FISCAL YEAR ENDING JUNE 30, 1927.

CHART 1. ESTIMATES OF APPROPRIATIONS BY ORGANIZATION UNITS.

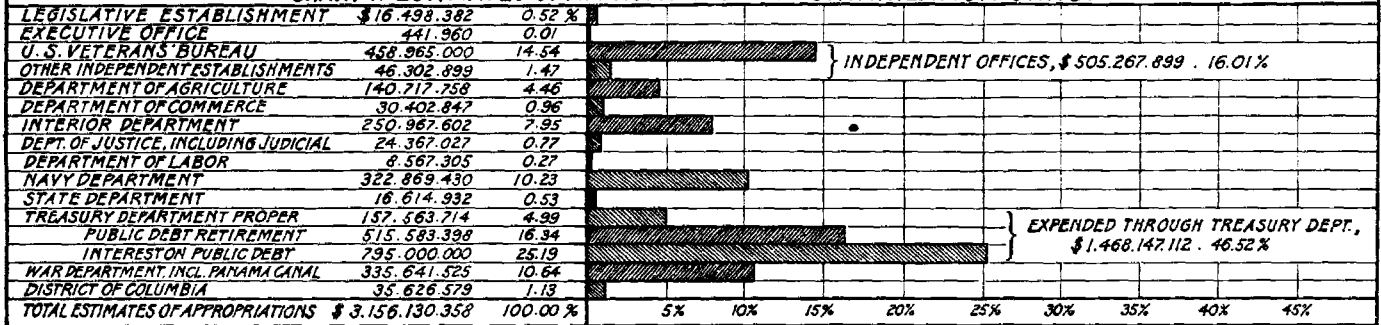


CHART 2. ESTIMATES OF APPROPRIATIONS BY GOVERNMENT FUNCTIONS.




CHART 3. ESTIMATED EXPENDITURES BY ORGANIZATION UNITS.

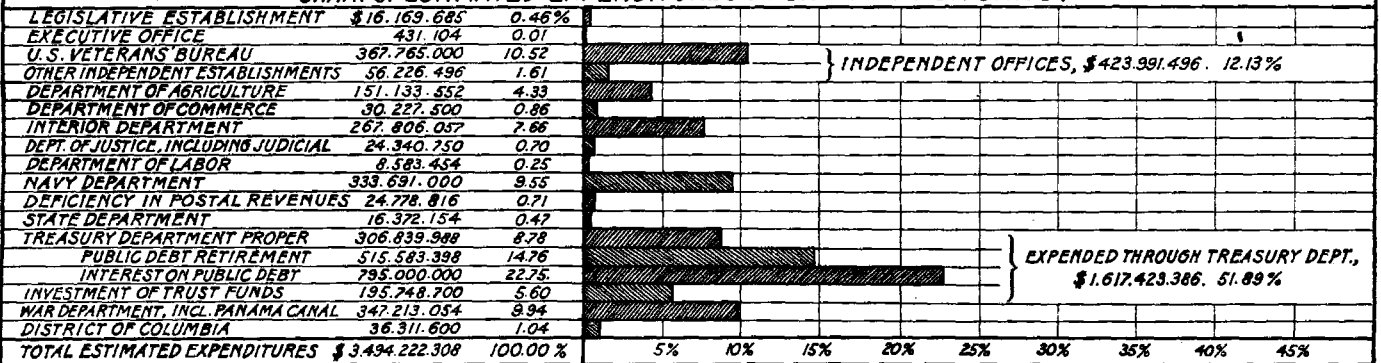


CHART 4. ESTIMATED EXPENDITURES BY GOVERNMENT FUNCTIONS.

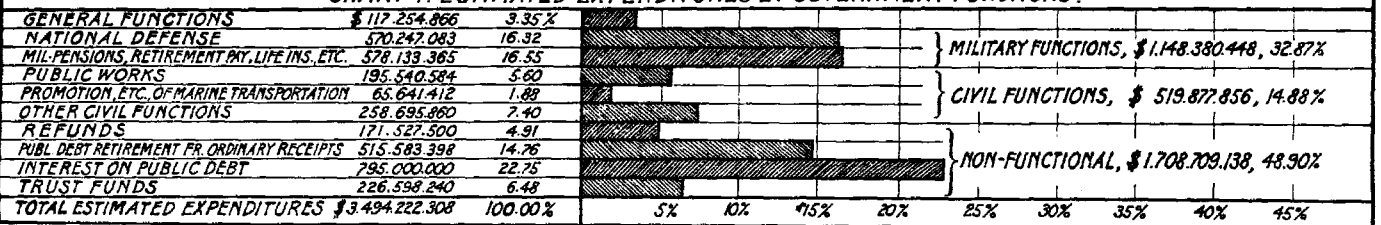
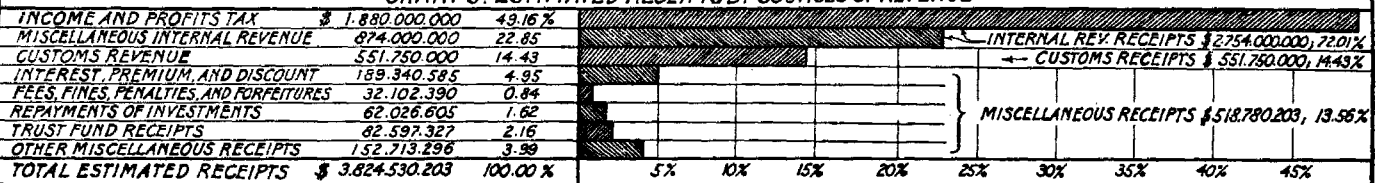


CHART 5. ESTIMATED RECEIPTS BY SOURCES OF REVENUE



Bureau of the Budget, December 7, 1925.

DESCRIPTION OF GOVERNMENTAL FUNCTIONS

INTRODUCTION

A classification by governmental functions has for its purpose to set forth the general end or purposes accomplished by the expenditures made by the several organization units of the Government. Each function of government represents a service rendered directly to the people or else a service performed as a means of promoting, protecting, regulating, or administering services directly rendered.

The classification set forth on statements Nos. 8 and 9 presents, first, the general functions of the Government. These correspond closely to the main organs of government established by the Constitution. The general functions have been divided into the following:

1. Legislative,
2. Judicial,
3. Executive, and
4. General administration.

The activities and duties of each of these deal with matters in all other functional fields.

Of the specific functions, it is important in the case of the National Government to segregate clearly the expenditures for military and distinctly war purposes from expenditures for civil services. Therefore a segregation is made of the specific functions into the following classes:

1. Military functions.
2. Civil functions.
3. Nonfunctional expenditures.

The military functions represent those activities conducted for military and war purposes and include those activities of special war agencies and expenditures made by civil services arising from war conditions. These were of special importance during the recent World War and some of them are likely to continue for an indefinite period.

The civil functions include those functions of government which have to do with the promotion of friendly relations with foreign powers; those which have to do with the conservation of social order and property; those which have to do with the conservation of natural resources and economic interests of the people; those activities which relate to the promotion and protection of health, the care and education of Indians, and the promotion of public education, educational research, and science.

The nonfunctional expenditures include certain important expenditures which are of a nonorganizational character. These are for the most part expenditures arising out of war, such as interest on and redemption of public debt, investments, refunds, and disbursement of trust funds.

The "refunds" and "investments" are segregated from other departmental expenditures because the former represents the repayment or refund of the whole or part of an amount previously received in payment of indebtedness to the United States, and the latter represents expenditures made in the purchase of notes, bonds, and other choses in action, and loans to foreign Governments, railroads, and the like, which are not expenses of operation but the conversion of cash into other assets.

DEFINITIONS OF GOVERNMENTAL FUNCTIONS

For the purpose of defining the expenditures or appropriations comprehended within each general function, the following definitions are given:

- A-1. *Legislative*.—Under this function are grouped only those activities of Congress as a legislative body.
- A-2. *Judicial*.—Under this function are grouped those expenditures having to do with the judicial branch of the Government. It includes all United States courts expenses other than the District of Columbia courts, which are included under "Local government."
- A-3. *Executive*.—Under this function are included the direct cost of the Executive Office, including the salary and expenses of the President and Vice President and the cost of maintaining the Executive Mansion and grounds.
- A-4. *General administration*.—Under this heading are grouped the expenditures of certain administrative agencies which are of a general character dealing with matters in all the various fields of administrative functions and those departmental expenditures which can not now be allocated to specific civil functions.

This general title includes expenditures for (1) financial administration, (2) Government supply services, (3) public buildings service, (4) civil pensions and allowance administration, and (5) institutional and general expenses.

Under "Financial administration" are included the Treasury fiscal services, the Bureau of the Budget, the services having to do with the collection of taxes, the public debt service, the World War Foreign Debt (Funding) Commission, and the General Accounting Office.

Under "Government supply services" are included those organization units of the Government whose function it is to supply personnel, services, or materials to all other agencies of the Government. It includes such services as the Civil Service Commission, the Bureau of Efficiency, the Government Printing Office, the Superintendent of Public Documents, the Bureau of Engraving and Printing, the Government fuel yards in the District of Columbia, the General Supply Committee, and the Coordinator of General Supply.

Under "Public buildings service" are included all expenses incurred in connection with the maintenance and operation of public buildings within and without the District of Columbia. It includes the maintenance and operation of the Capitol Building and grounds, the Senate and House Office Buildings, the Capitol power plant, all other building maintenance and operation expenditures connected with the legislative branch, and like expenses for maintenance and operation of the State, War, and Navy Department buildings, Interior Department buildings, Treasury Department buildings, public buildings under the Supervising Architect of the Treasury, public buildings and grounds under the Chief of Engineers of the Army, and the Congressional Library buildings and grounds.

The "Civil pensions and allowance administration" comprise the general expenses of the Employees' Compensation Commission and the cost of administering the act retiring civil service employees, which is supervised by the Pension Office of the Interior Department. It excludes the payments made out of the employees' compensation fund, which are reported under "promotion of labor interests," C-12, and the civil service annuities paid out of the civil service retirement and disability fund, reported under "trust funds," D-4.

The "Institutional and general expenses" include only the salaries and expenses of the Treasury and Interior Departments not directly chargeable to any specific civil function. These include the salaries of the chief clerk's office of the Treasury Department (other than those relating to buildings service); other institutional services of the Treasury Department, such as appointment division, the printing division, the disbursing clerk, and the mail and files division; and like expenses of the Interior Department.

B-1. *National defense*.—Under this general title are included the military activities of the War Department, the naval and military activities of the Navy Department, the expenditures of the civil establishment from War and Navy Department appropriations transferred to them for special research work, and the special defense appropriations given directly to the civil departments. It excludes all trust fund expenditures. These are reported under D-4.

This general title includes the military activities of (1) the War Department, (2) the Navy Department, (3) the War and Navy Department appropriations expended by civil establishments, and (4) the special defense appropriations given to civil establishments.

Under "War Department" are included the salaries and contingent expenses of the department proper and all military activities involved in recruiting, training officers and men at schools and training camps, maintenance and operation of armed forces, and provisions for war equipment and stores, which comprehend the purchase, operation, maintenance, or construction, as the case may be, of fortifications, ordnance, ammunition, and other military equipment and supplies.

Under the "Navy Department" are included the salaries and contingent expenses of the department proper, and all naval and military activities involved in the maintenance, equipment, and training of regular forces, the militia and other reserve forces as indicated in the preceding paragraph, inclusive of the cost of operation, maintenance, construction, or purchase of vessels, ordnance, ammunition, and of plants and materials for the manufacture of supplies and equipment for use by the Navy.

The "War and Navy Departments appropriations expended by civil establishments" comprise the expenditures made by the Bureau of Mines of the Interior Department, the Bureau of Standards of the Department of Commerce, the Forestry Service of the Department of Agriculture, and the expenditures made by the Department of Agriculture proper in conducting researches and scientific investigations for national defense purposes.

The "special defense appropriations given to civil establishments" are made up of the appropriations and expenditures for encouraging production of minerals, the adjustment and payment of mineral claims, the protection of health of the military forces, the enforcement of the act to regulate explosives, and the administration and operations under the wheat price guaranty act of March 4, 1919.

B-2. *Special war agencies*.—Under this caption are included the war agencies organized in 1917 as a result of the World War, exclusive of the relief expenditures of the American Relief Administration and European food relief reported under "Relief expenditures," and the expenditures made by such war agencies from the national security and defense fund.

B-3. *National security and defense fund activities*.—Under this caption are included the expenditures of the special fund placed in the hands of the President, allotted by him, and expended by various civil and military agencies in prosecuting the World War, with the exception of the amount expended for European food relief which is included under "Relief expenditures," the investments in capital stock of war emergency corporations, reported under "Investments," and the construction cost of the Arlington Building, grouped under "Public works."

B-4. *Military pensions, retirement pay, annuities, World War allowances, and life insurance claims*.—Under this group are included all payments to persons by way of accruals or fixed charges made as compensation for past military services to the Government, including pensions on account of disability or death due to military service, pensions on account of services, salaries commencing to accrue to retiring military officers and enlisted men immediately on their leaving active service, allowances on account of military and naval services in the World War, losses on Government life insurance policies, and salaries and expenses of the United States Veterans' Bureau; also the salaries and expenses of the Pension Office of the Interior Department, exclusive of the administration of the act retiring civil-service employees.

C-1. *Foreign relations and protection of American interests abroad*.—Under this general title of civil functions are included the activities of the State Department in the conduct of relations with foreign Governments, local representation abroad, cooperation for settlement of international controversies, and the promotion of friendly intercourse with foreign peoples.

C-2. *General law enforcement*.—Under this general title are included the activities having to do with the enforcement of the general laws and the administration and enforcement of special acts like the national prohibition act, the narcotic act, and the investigation and prosecution of war contract frauds.

C-3. *Provision for control of currency and banking*.—Under this function are included the expenses incurred in connection with the regulation of currency and of banking through the office of the Comptroller of the Currency and public debt service; the Federal Reserve Board; the Federal Farm Loan Bureau; and the expenditures made by the Bureau of the Mint and mint and assay offices in the maintenance of a money standard.

C-4. *Administration of Indian affairs.*—Under this caption are grouped the expenditures of the National Government in the care and education of the Indian wards of the Nation.

C-5. *Administration of public domain.*—Under this general title are included the activities of the Government having to do with the care and utilization of public lands and the care and utilization of the national forests.

C-6. *Promotion and regulation of commerce and industry.*—Under this general title are included those activities of the several departments and independent establishments having to do with the promotion and regulation of commerce and industry.

C-7. *Promotion, regulation, and operation of marine transportation.*—Under this general title are included the activities having to do with the preparation of charts and sailing directions, the supplying of public facilities for navigation, the provision for a merchant marine, and the rescue and relief of seamen and passengers, including the activities of the United States Shipping Board and Emergency Fleet Corporation, and the losses on war risk insurance of American vessels.

C-8. *Promotion and regulation of land transportation.*—Under this general title are included those activities of the Government having to do with the promotion and regulation of land transportation, including the Federal control of transportation systems exercised during the World War, and the payments and advances made by the Government since the termination of Federal control in the form of guaranties as provided by the transportation act of 1920.

C-9. *Postal Service and land telegraph and telephone communication.*—Under this general title are included the deficiencies in postal revenues and the cost of Federal control of telephone and telegraph systems during the recent World War.

C-10. *Promotion and regulation of agriculture.*—Under this function are grouped the activities of the Department of Agriculture in the promotion of agriculture and game preservation and the expenses incurred through the State Department in the support of the International Institute of Agriculture at Rome, Italy.

C-11. *Promotion and regulation of fisheries.*—Under this function are grouped those activities of the Department of Commerce in the propagation and distribution of food fishes, the protection of Alaska seal and salmon fisheries in Alaska, and other like activities.

C-12. *Promotion of labor interests.*—Under this particular function are grouped the activities of the independent establishments and the Department of Labor having to do with the compilation of labor laws and statistics, the investigation of labor questions, the improvement in housing conditions, the enforcement of the child labor laws, the establishment of employment agencies, the payments made by the United States Employees' Compensation Commission to Government employees from the compensation fund, and other like activities.

C-13. *Immigration and naturalization.*—Under this general title are included the expenses involved in regulating immigration, preventing importation of contract labor, the enforcement of laws against alien anarchists, deportation of aliens, care of interned aliens, and the regulation of naturalization.

C-14. *Promotion of public health.*—Under this general title are included those activities having to do with the promotion and protection of public health, exclusive of the Medical Corps of the Army, the Bureau of Surgery and Medicine of the Navy Department, the medical corps of institutions for the care of aged and sick soldiers and sailors, and like expenditures of the War Risk Insurance, now Veterans' Bureau, all of which are reported under military functions.

C-15. *Promotion of public education.*—Under this general caption are included those activities of the several departments and independent establishments having to do with the promotion of public education and all activities of the Federal Board for Vocational Education, except the vocational education of discharged World War veterans, which is reported under "Military functions."

C-16. *Science and research.*—Under this general title are included the activities of the Government having to do with the investigation and publication of knowledge gained and verified by exact observation; the reporting of results of investigations that have been worked out and systematized concerning some subject or group of subjects of ascertained facts, and the principles covering or attempting to give adequate expression to a great natural group or division of knowledge. In addition, it also includes those research activities conducted for the purpose of adding to human knowledge, such as investigations of some phenomenon or series of phenomena by experimental methods to discover facts or to coordinate them as laws.

C-17. *Public works.*—Under this general heading are included the capital expenditures of the Government in constructing public works within and without the District of Columbia other than those outlays for plant facilities and additions which, being essential to the proper performance of specific activities, are included under their respective functions.

This function is subdivided to segregate the expenditures under the captions of:

1. General supervision, design, and overhead;
2. Public improvements; and
3. Government plant additions.

The first subdivision represents the general expenses incurred in designing and supervising the construction of public improvements and plant additions.

The second subdivision comprises the capital outlays made by the Government in the construction of public works, such as the Panama Canal, rivers and harbors and flood-control structures, railroad construction in Alaska, construction of irrigation systems by the Reclamation Service, public roads and rural post roads, the construction of buildings and structures in and around Washington, hospital construction and hospital facilities for war patients, and like capital expenditures.

The third subdivision comprises those structures which are constructed or additions made thereto which are built primarily to house the personnel of the Government and to provide proper facilities for the efficient operation of governmental activities. It includes the cost of construction and cost of improvements only, the operation and maintenance expense being reported under "Public buildings service."

The structures comprehended within this group are those purchased or built under the direction of the Architect of the Capitol; the acquisition or construction of diplomatic premises and buildings by the State Department; the construction work performed under the Supervising Architect of the Treasury in erecting the Arlington Building, customhouses, courthouses and post offices, and like structures.

C-18. *Revenue-producing enterprises*.—Under this general title are included the operations of the Government which are (or it is assumed will become) self-supporting. It includes only the net results of those services of the Government which, after being provided with working capital, are financed out of their own earnings.

The only activity included in this group at the present time is the operation and management of the Center Market, District of Columbia, of the Department of Agriculture.

C-19. *Local government*.—Under this function are included the expenditures of the National Government in the administration of local government in the District of Columbia and the Territories of Alaska, Hawaii, and other insular possessions and such aid as is given to State governments by the National Government in the form of subventions, exclusive of specific grants for education and public health.

C-20. *Relief expenditures*.—Under this general title are grouped those expenditures of the Government made in giving relief to American citizens abroad, contributions toward the maintenance of foreign hospitals which admit citizens of the United States, and other like welfare operations, both foreign and domestic, such as those conducted to alleviate the distress and suffering in Russia and other foreign countries.

D-1. *Refunds, losses, contingencies, and miscellaneous*.—Under this general title of nonfunctional expenditures are grouped the expenditures made by the Government in repayment or refund of the whole or part of an amount or amounts previously received in payment of indebtedness to the United States, losses and contingencies, such as charges on bullion sold, losses on silver dollars melted or broken up, recoinage of gold, silver, and minor coins, and other bullion and coinage losses, and miscellaneous expenses incurred by the Government in connection with ter-centenary and other celebrations.

D-2. *Investments*.—Under this general title of nonfunctional expenditures are grouped those expenditures made by the Government in the purchase of capital stock of war emergency corporations, notes, bonds, and other choses in action; loans to foreign governments, and loans to railroads, exclusive of advances to carriers and the American Express Co. under section 209 of the transportation act of 1920, which are reported under "Promotion and regulation of land transportation," C-8.

D-3. *Fixed debt charges*.—Under this general heading are grouped the expenditures made from ordinary receipts in the redemption and purchase of outstanding bonded indebtedness and payments to the sinking fund. It also includes the amount of interest paid on the public debt, all of which is payable from ordinary receipts. It excludes refunding operations.

D-4. *Trust funds*.—Under this general heading are grouped all expenditures made by the Government (including District of Columbia trust funds) in the nature of repayments of amounts not subject to demand or claim by the United States, of which it has assumed custody. It is the repayment of those moneys received by the Government in trust for private purposes and over which it exercises the responsibility of custodian rather than owner.

D-5. *Acquisition of territory*.—This general title includes only the payment to Denmark for cession of the Danish West Indian Islands (Virgin Islands). These islands were acquired by the United States from Denmark by the convention entered into between said countries on the 4th day of August, 1916, and ratified by the Senate of the United States on the 7th of September, 1916.

DESCRIPTION OF BUDGET STATEMENTS

The Budget statements given herein supply data regarding the income and outgo of the Government, actual and prospective, during the last completed fiscal year, the year in progress, and the ensuing fiscal year. They also give financial data showing (1) the financial condition of the Treasury at the end of the last completed fiscal year (balance sheets), (2) the means by which such condition was reached (operating statements), and (3) the public-debt transactions and the condition at the close of business June 30, 1925.

Statement No. 1 is the master or key statement of the Budget. This statement, it will be seen, shows not merely the balance in the general fund at the end of the two last completed years, the estimated surplus that will exist at the end of the year in progress, and the estimated balance at the end of the ensuing fiscal year if the financial proposals contained in the Budget are adopted, but the means by which this balance has been and will be reached. It shows, in a word, the revenues and expenditures of the Government, past and prospective, for these years and exhibits the effect of these amounts in increasing or decreasing the available balance of the general fund.

In considering the showing, past and prospective, it should be noted that payments in respect to the reduction of the public debt figure among the general fund expenditures of the Government. The total amount of debt redemptions included among the general-fund expenditures during the fiscal year ending June 30, 1925, amounted to \$734,619,101.83, of which \$466,538,113.83 was required by existing law to be made from ordinary revenue, and the remainder, \$268,080,988 represents the amount of general fund applied to the redemption of debt in addition to that now required by law to be made from ordinary receipts.

The estimated surplus of \$262, 041, 756 for the fiscal year 1926 is reached after deducting the sum of \$500,428,595 for the reduction of public debt now required by existing law to be made from ordinary receipts. Taking this item into account, it shows that the ordinary revenue exceeds all other estimated ordinary expenditures by \$762,470,351, or an estimated improvement in the financial condition of the Government of this amount for the fiscal year ending June 30, 1926.

The estimated surplus of receipts of \$330,297,894.56 for the fiscal year 1927 has been decreased by the inclusion of \$515,583,398.44 for debt redemptions out of ordinary receipts. Adding these redemptions to the estimated surplus of receipts reported in Statement No. 1 indicates an improvement of the financial condition of the Government of \$845,881,293 for the fiscal year ending June 30, 1927.

A feature of especial interest in this table is the manner in which expenditures have been classified with a view to bringing out the general purposes for which they have been or are to be made. They are thus first classified under four main heads: (1) Ordinary expenditures, (2) Reduction in principal of public debt payable from ordinary receipts, (3) Investment of trust funds, and (4) Interest on the public debt. The ordinary expenditures have been further subdivided to show (a) the general expenditures, by organization units; (b) the operations in special accounts; and (c) the capital outlays for rights and obligations—that is, the purchase of stock of Federal intermediate credit banks and loans to railroads.

Statement No. 2 supports Statement No. 1 and supplies the details of the expenditures made for 1925, compared with the estimates for 1926, and the proposals for 1927, by main branches or administrative divisions of the Government.

Statement No. 3 is a detailed statement showing the agencies collecting Government revenue. It supplies the actual revenue items collected in 1925 and estimates of the revenue items to be collected by the several departments and other organization units during the fiscal years 1926 and 1927.

In Statement No. 4, the expenditures are classified according to character rather than by organization units, as is done in Statements 1 and 2. It will thus be noted that a distinction is made between those expenditures which are for the current operations of the Government, those that are of a nonadministrative character, those for construction work, including national-defense structures, and other expenditures. The importance of the distinctions here made may be seen from the fact that though the expenditure program for 1927 calls for a total expenditure of \$3,494,222,308.44, only \$820,130,321 is for the current operations of the Government. The latter sum, it will be seen, is \$6,667,412 less than the corresponding item for the year in progress, 1926. Nonadministrative expenses, including such items as interest on the public debt, pensions, etc., call for the expenditure of no less than \$1,498,602,414 in 1927.

Statement No. 5 also supports Statement No. 1 and supplies details of the sources of revenue of the Government. It sets out in detail the sources from which the income of the Government was derived in 1925 and is expected to be derived in 1926 and 1927.

Statement No. 6 has to do with the operations of the Post Office Department and Postal Service, payable from postal revenues. Beginning with the fiscal year 1923, the departmental expenditures of the Post Office Department at Washington are also financed from the postal receipts.

This statement shows the results of the operations, which for 1925, 1926, and 1927 show a deficit and gives in detail the expenditures made and to be made out of the postal revenues. The deficiency in postal revenues, it will be noted, is carried in Statement No. 1 and represents the amount of money which will need to be advanced from the general fund to meet the program recommended in the Budget for the Postal Establishment.

Statement No. 7 summarizes the estimates of appropriations by governmental functions for the fiscal year 1927 and the appropriations made for the fiscal year 1926. This statement sets forth the general end or purposes to be accomplished by the expenditure of the appropriations recommended, compared with the appropriations which have already been made for the fiscal year 1926. The classification given on this statement presents first the general functions of the Government. This corresponds closely to the main organs of the Government established by the Constitution. The general functions have been divided into (a) legislative, (b) judicial, (c) executive, and (d) general administration.

The specific functions are segregated to distinguish the expenditures for military and distinctly war purposes from expenditures for civil services; therefore, the segregation made in this statement divides the specific functions into (a) military functions, (b) civil functions, and (c) nonfunctional operations. This statement not only gives the amount of money recommended for appropriation for the fiscal year ending June 30, 1927, compared with the actual appropriations already made by Congress for the fiscal year 1926, but it also shows the percentages of the amounts allocated to the different purposes.

This statement will be found interesting and informative, showing as it does the approximate amounts devoted to important Government activities and interests.

It will be found that a total of \$117,015,248.33 is carried for general functions, which include the legislative, judicial, executive, and the general administrative operations of the Government which can not be allocated to specific civil functions.

The sum of \$1,241,281,065 is provided for military functions, which includes military pensions, retirement pay, annuities, and World War allowances, and national defense.

The amount recommended for national defense is divided into two classes: Army, \$253,626,369; Navy, \$315,077,919.

The amount provided in the Budget for military pensions and allowances includes \$193,895,000 for pensions, \$454,965,000 for World War allowances, and \$23,586,127 for retirement pay.

The amount recommended for civil functions totals \$443,447,146.89. Under this general function \$16,332,525.64 is allowed for foreign relations and protection of American interests abroad; \$23,552,770 for general law enforcement, which includes activities having to do with the enforcement of general laws and the administration and enforcement of special acts like the national prohibition act, the narcotic act, and the investigation and prosecution of war contract frauds; \$6,991,210 for the control of currency and banking; \$12,901,744 for the administration of Indian affairs; \$23,191,906 for the administration of public domain, which includes those activities of the Government having to do with the care and utilization of public lands and the care and utilization of national forests; \$14,829,667 for the promotion and regulation of commerce and industry, which includes the activities of the Tariff Commission, the Federal Trade Commission, the Patent Office, and those activities of the Departments of Agriculture and Commerce having to do with the promotion and regulation of commerce and industry; \$57,016,173 for the promotion, regulation, and operation of marine transportation, which includes \$14,198,574 for the Shipping Board and Emergency Fleet Corporation; \$6,034,109.25 for the promotion and regulation of land transportation; \$28,354,919 for the promotion and regulation of agriculture; \$1,687,253 for the promotion and regulation of fisheries; \$4,848,218 for the promotion of labor interests; \$5,984,705 for immigration and naturalization; \$17,469,798 for promotion of public health; \$11,890,020 for promotion of public education; \$13,373,953 for science and research; \$40,041,727 for local government, including the District of Columbia; and \$137,050 for civil relief.

For public works under civil functions \$158,638,399 is carried, which includes \$56,037,600 for rivers and harbors proper and items of similar character; \$80,000,000 for roads; \$7,639,094 for Panama Canal; \$6,437,000 for Reclamation Service; \$1,855,000 for railroads in Alaska; and \$2,347,440 for other public improvements and Government plant additions.

Under nonfunctional appropriations is carried a total of \$1,354,386,898.44, which includes \$21,165,500 for refunds, losses, contingencies, and miscellaneous; \$515,583,398 for public-debt retirements payable from ordinary receipts; \$795,000,000 for interest on the public debt; and \$22,638,000 for disbursement of trust funds.

Statement No. 8 summarizes the estimates of appropriations by character and objects of expenditures for the fiscal year 1927 and the appropriations made for the fiscal year 1926. It makes a distinction between those appropriations already made and herein recommended for (a) current expenses, (b) fixed charges, (c) acquisition of property, (d) payment of debt, and (e) payments for rights and obligations.

Statement No. 9 gives similar data to that presented by Statement No. 8. It is a summary of *expenditures* classified by governmental functions for the fiscal year 1927 compared with prior years. It not only gives the amount of money spent but that which it is estimated will be spent during the current fiscal year and the ensuing fiscal year. It also furnishes the percentages allocated to the different functions of the Government. The expenditures given for the fiscal year 1925 are on the basis of warrants issued and charged to appropriation accounts—that is, warrants issued authorizing withdrawal of cash from the Treasury as reported by the Secretary of the Treasury in the "Combined statement of receipts and disbursements, balances, etc., of the United States," brought to the actual cash expenditure by an adjustment figure.

Statement No. 10 gives the appropriations recommended and appropriations made by Congress during the fiscal year 1926, compared with the fiscal year 1925, classified by organization units, including those appropriations made by Congress for which no estimates were submitted by the Chief Executive.

Statement No. 11 summarizes the estimates of appropriations for the fiscal year 1927 and appropriations for 1926. It shows the amounts and percentages applied to current operations of the Government by Government departments and offices.

Statement No. 12 gives the amount of annual, permanent, or other appropriations, including balances of appropriations for prior fiscal years, available for expenditure during the fiscal year in progress, 1926, as of November 1, 1925. This statement shows the total amount available for expenditure during the fiscal year 1926 to date.

Statement No. 13 is a consolidated current balance sheet—that is, it consolidates the general fund, which includes all other expendable funds, with the loan funds.

Statement No. 14 is a statement of operations of the general fund showing how the condition reported in the general-fund balance sheet was reached.

Statement No. 15 is a consolidated statement of operations showing how the condition reported in Statement No. 13 was reached.

Statement No. 16 is a statement of operations of the public debt (loan) funds for the fiscal year ending June 30, 1925. It shows the receipts and expenditures of the loan funds for that year.

Statement No. 17 is a summary statement of outstanding debt at the close of business June 30, 1925, compared with June 30, 1924, and June 30, 1916, on the basis of revised figures reported in the "Statement of the public debt of the United States." It shows that the gross outstanding debt on June 30, 1916, was \$1,225,145,567.53 and that the gross debt as of June 30, 1924, was \$21,251,120,426.83, while the gross debt outstanding on June 30, 1925, was \$20,516,272,174.73. It will be noted that the gross debt was reduced over \$700,000,000 in the fiscal year 1925.

Statement No. 18 is a detailed statement of outstanding debt at the close of business June 30, 1925, compared with June 30, 1924, and June 30, 1916. It supports Statement No. 17.

Statements Nos. 19, 20, and 21 report information regarding the sinking-fund operations for the fiscal year 1925 and the estimated operations for the fiscal years 1926 and 1927.

Statement No. 22 supplies information as to the proposed borrowings from the public for redemptions and purchases of public-debt issues during the fiscal year 1927, compared with those expected to be made in 1926 and the actual borrowings and redemptions which were made during the fiscal year 1925, exclusive of those certificates of indebtedness which are issued and redeemed within the same fiscal year.

Statement No. 23 summarizes and compares by classification services and grades for the fiscal years 1927, 1926, and 1925, the average number of employees, the average salary rates, and the total salaries of the personnel of the executive departments and independent establishments in the District of Columbia classified under the act of March 4, 1923.

Statement No. 24 summarizes and compares by departments and independent establishments, for the fiscal years 1927, 1926, and 1925, the average number of employees, the average salary rate, and the total salaries of the personnel in the District of Columbia classified under the act of March 4, 1923.

BUDGET STATEMENTS

▲11

BUDGET STATEMENT No. 1

Balanced statement of (1) the condition of the Treasury at the end of the fiscal years 1925 and 1924; (2) the estimated condition of the Treasury at the end of the fiscal year in progress, 1926; and (3) the estimated condition of the Treasury at the end of the ensuing fiscal year, 1927, if the financial proposals contained in the Budget are adopted

Reference to statement			Estimated, 1927	Estimated, 1926	Actual, 1925 ¹	Actual, 1924 ¹
No.	Page					
2		A. Expenditures:				
		1. Ordinary expenditures—				
		1. General expenditures—				
A16		1. Legislative establishment.....	\$16, 169, 685. 00	\$16, 011, 245. 00	\$13, 855, 664. 29	\$14, 315, 684. 73
A17		2. Executive Office.....	431, 104. 00	483, 007. 00	411, 898. 27	450, 952. 65
		3. Independent offices—				
A18		1. Civil Service Commission.....	981, 792. 00	988, 642. 00	981, 238. 86	973, 608. 79
A18		2. Employees' Compensation Commission.....	2, 739, 204. 00	2, 548, 008. 00	2, 601, 628. 47	2, 449, 903. 78
A18		3. Federal Board for Vocational Education.....	7, 784, 698. 00	7, 622, 221. 00	6, 724, 912. 16	5, 663, 182. 94
A18		4. General Accounting Office.....	3, 631, 400. 00	3, 618, 960. 00	3, 669, 249. 09	3, 646, 422. 63
A18		5. Interstate Commerce Commission.....	5, 967, 322. 00	6, 190, 527. 00	5, 852, 269. 22	5, 080, 809. 79
A17		6. United States Veterans' Bureau ²	367, 765, 000. 00	388, 515, 000. 00	389, 382, 833. 01	415, 106, 551. 93
A18		7. All other, exclusive of "Operations in special accounts," A 1-2.....	12, 887, 080. 00	11, 210, 973. 00	7, 853, 359. 48	10, 448, 053. 54
		Total, independent offices, exclusive of "Operations in special accounts," A 1-2.....	401, 756, 496. 00	420, 694, 331. 00	417, 065, 490. 29	443, 368, 533. 40
A19		4. Department of Agriculture—				
		1. Department of Agriculture, exclusive of rural post roads.....	61, 133, 552. 00	68, 401, 222. 00	69, 307, 590. 42	60, 147, 064. 26
A20		2. Rural post roads.....	90, 000, 000. 00	94, 500, 000. 00	95, 336, 693. 12	80, 969, 376. 43
		Total, Department of Agriculture.....	151, 133, 552. 00	162, 901, 222. 00	164, 644, 283. 54	141, 116, 440. 69
A21		5. Department of Commerce.....	30, 227, 500. 00	29, 427, 640. 00	25, 782, 961. 39	21, 429, 678. 93
A22		6. Interior Department—				
		1. Interior Department, exclusive of Indian Service and pensions.....	42, 374, 200. 00	41, 931, 035. 00	38, 454, 218. 74	39, 819, 975. 61
A24		2. Indian Service.....	31, 495, 419. 00	41, 880, 473. 00	38, 755, 456. 82	46, 754, 025. 92
A24		3. Pensions.....	193, 936, 438. 00	210, 056, 000. 00	219, 930, 979. 94	229, 658, 558. 71
		4. Add cash expenditure in excess of warrant distribution.....			297, 140, 655. 50	316, 232, 560. 24
					5, 254, 468. 10	11, 995, 136. 87
		Total, Interior Department.....	267, 806, 057. 00	293, 867, 508. 00	302, 395, 123. 60	328, 227, 697. 11
A24		7. Department of Justice.....	24, 340, 750. 00	25, 053, 160. 00	23, 495, 738. 96	21, 134, 228. 10
A25		8. Department of Labor.....	8, 583, 454. 00	8, 355, 599. 00	9, 677, 841. 30	6, 620, 052. 55
A25		9. Navy Department.....	333, 691, 000. 00	342, 305, 000. 00	344, 603, 085. 27	331, 095, 228. 71
A27		10. Post Office Department (claims, etc., for prior years).....			* 79, 826. 85	186, 789. 29
		(For deficiencies in postal revenues, see p. A14.)				
A27		11. State Department.....	16, 372, 154. 00	16, 135, 032. 00	15, 054, 408. 58	14, 669, 456. 89
A28		12. Treasury Department.....	134, 604, 988. 00	132, 237, 928. 00	127, 860, 574. 10	125, 119, 379. 83
		(For refund of receipts, see p. A14.)				
A30		13. War Department.....	338, 249, 520. 00	347, 289, 031. 00	359, 177, 125. 89	344, 089, 823. 58
		(For Panama Canal, see p. A14.)				
A32		14. District of Columbia.....	36, 311, 600. 00	36, 516, 448. 00	32, 713, 000. 57	25, 873, 115. 19
		Adjustment of unclassified items.....			1, 836, 657, 369. 20	1, 817, 697, 061. 65
					347, 106. 72	1, 234, 150. 47
		Total general expenditures.....	1, 759, 677, 860. 00	1, 831, 277, 151. 00	1, 837, 004, 475. 92	1, 816, 462, 911. 18

¹ On basis of daily Treasury statement, June 30, 1924 and 1925.

² Includes expenditures made by other departments and establishments for veterans' relief from Veterans' Bureau appropriation.

* Excess of credits—deduct.

No. 1.—*Balanced statement of (1) the condition of the Treasury at the end of the fiscal years 1925 and 1924; (2) the estimated condition of the Treasury at the end of the fiscal year in progress, 1926; and (3) the estimated condition of the Treasury at the end of the ensuing fiscal year, 1927, if the financial proposals contained in the Budget are adopted—Continued*

Reference to statement			Estimated, 1927	Estimated, 1926	Actual, 1925	Actual, 1924
No.	Page					
		A. Expenditures—Continued.				
		1. Ordinary expenditures—Continued.				
	A17	2. Operations in special accounts—				
		1. Alien property funds.....		\$1, 000, 000. 00	\$4, 018, 131. 55	\$1, 150, 576. 16
		2. Emergency Fleet Corporation.....	\$27, 710, 000. 00	39, 690, 000. 00	30, 304, 859. 54	85, 491, 358. 71
		3. Railroad Administration and transportation act, exclusive of "Loans to railroads".....	4, 525, 000. 00	7, 209, 047. 00	7, 204, 992. 53	22, 771, 167. 74
		4. War Finance Corporation.....	\$ 10, 000, 000. 00	\$ 20, 000, 000. 00	\$ 42, 901, 758. 13	\$ 52, 539, 947. 20
		Total, operations in special accounts.....	22, 235, 000. 00	27, 899, 047. 00	\$ 1, 373, 774. 51	54, 572, 003. 09
		3. Capital outlays for rights and obligations—				
		1. Subscription to capital stock Federal intermediate credit banks.....				12, 000, 000. 00
		2. Loans to railroads.....				12, 971, 000. 00
		Total, capital outlays for rights and obligations.....				24, 971, 000. 00
	A29	4. Refunds of receipts—				
	A29	1. Customs.....	20, 010, 000. 00	28, 622, 500. 00	22, 920, 891. 05	20, 566, 638. 33
		2. Internal revenue.....	152, 225, 000. 00	157, 625, 000. 00	147, 777, 034. 05	127, 220, 151. 47
		Total refunds of receipts.....	172, 235, 000. 00	186, 247, 500. 00	170, 697, 925. 10	147, 786, 789. 80
6	A48	5. Postal deficiencies.....	24, 778, 816. 00	37, 067, 449. 00	23, 216, 783. 58	12, 638, 849. 75
2	A32	6. Panama Canal.....	8, 963, 534. 00	10, 213, 394. 00	9, 092, 818. 69	8, 387, 099. 90
	A33	7. Investment of trust and special funds—				
		1. Government life insurance fund.....	44, 212, 000. 00	38, 250, 000. 00	31, 991, 713. 82	30, 410, 378. 80
		2. Civil service retirement fund.....	8, 211, 000. 00	8, 965, 000. 00	9, 745, 622. 04	8, 028, 336. 62
		3. District of Columbia teachers' retirement fund.....	250, 000. 00	245, 000. 00	258, 006. 70	233, 420. 36
		4. Foreign service retirement fund.....	75, 700. 00	82, 050. 00	82, 568. 91	
		5. General railroad contingent fund.....	3, 000, 000. 00	2, 000, 000. 00	1, 123, 760. 49	4, 584, 262. 92
		6. Adjusted service certificate fund.....	140, 000, 000. 00	156, 000, 000. 00	99, 458, 769. 16	
		Total, trust and special fund investments.....	195, 748, 700. 00	205, 542, 050. 00	142, 660, 441. 12	43, 256, 398. 70
	A33	8. Interest on the public debt.....	795, 000, 000. 00	820, 000, 000. 00	881, 806, 662. 36	940, 602, 912. 92
		Total expenditures, exclusive of principal of the public debt.....	2, 978, 638, 910. 00	3, 118, 246, 591. 00	3, 063, 105, 332. 26	3, 048, 677, 965. 34
	A33	2. Reduction in principal of public debt, payable from ordinary receipts—				
		1. Sinking fund.....	339, 423, 648. 44	325, 304, 445. 00	306, 308, 400. 00	295, 987, 350. 00
		2. Purchase of securities from foreign repayments.....			386, 100. 00	38, 509, 150. 00
		3. United States securities received from foreign governments under debt settlements.....	175, 159, 750. 00	174, 124, 150. 00	158, 793, 500. 00	110, 878, 450. 00
		4. United States securities received from estate taxes.....			47, 550. 00	8, 897, 050. 00
		5. Purchases from franchise tax receipts (Federal reserve and Federal intermediate credit banks).....	1, 000, 000. 00	1, 000, 000. 00	794, 159. 88	3, 634, 550. 00
		6. Forfeitures, gifts, etc.....			208, 403. 95	93, 200. 00
		Total, reduction in principal of public debt, payable from ordinary receipts.....	515, 583, 398. 44	500, 428, 595. 00	466, 538, 113. 83	457, 999, 750. 00
		TOTAL EXPENDITURES payable from ordinary receipts.....	3, 494, 222, 308. 44	3, 618, 675, 186. 00	3, 529, 643, 446. 09	3, 506, 677, 715. 34

* Excess of credits—deduct.

No. 1.—*Balanced statement of (1) the condition of the Treasury at the end of the fiscal years 1925 and 1924; (2) the estimated condition of the Treasury at the end of the fiscal year in progress, 1926; and (3) the estimated condition of the Treasury at the end of the ensuing fiscal year, 1927, if the financial proposals contained in the Budget are adopted—Continued*

Reference to statement			Estimated, 1927	Estimated, 1926	Actual, 1925	Actual, 1924
No.	Page					
3	A40	B. Means of financing from ordinary receipts:				
		1. Internal revenue receipts—				
		1. Income and profits tax.....	\$1,880,000,000. 00	\$1,880,000,000. 00	\$1,760,537,823. 68	\$1,842,144,418. 46
		2. Miscellaneous internal revenue.....	874,000,000. 00	864,000,000. 00	828,638,067. 90	953,012,617. 62
		Total, internal revenue.....	2,754,000,000. 00	2,744,000,000. 00	2,589,175,891. 58	2,795,157,036. 08
	A40	2. Customs.....	551,750,000. 00	556,750,000. 00	547,561,226. 11	545,637,503. 99
	A34	3. Miscellaneous receipts—				
	A34	1. Legislative establishment.....	538, 850. 00	527, 140. 00	625, 854. 60	491, 376. 53
	A34	2. Shipping Board Emergency Fleet Corporation.....	17, 056, 609. 00	12, 297, 288. 00	3, 781, 817. 44	46, 225, 607. 77
	A34	3. Railroad Administration and transportation act.....	20, 801, 972. 00	59, 286, 391. 00	145, 084, 338. 89	99, 056, 974. 54
	A35	4. United States Veterans' Bureau.....	56, 362, 000. 00	59, 955, 000. 00	59, 272, 650. 11	54, 206, 965. 46
	A35	5. Other independent establishments.....	5, 852, 779. 00	5, 837, 929. 00	7, 861, 575. 77	6, 516, 321. 17
	A36	6. Department of Agriculture.....	9, 493, 020. 00	7, 874, 330. 00	8, 153, 720. 59	8, 681, 221. 60
	A36	7. Department of Commerce.....	4, 406, 270. 00	4, 019, 700. 00	1, 720, 332. 39	617, 971. 20
	A37	8. Department of the Interior.....	47, 158, 879. 00	46, 387, 831. 00	56, 621, 834. 75	56, 253, 773. 45
	A38	9. Department of Justice.....	8, 566, 600. 00	8, 536, 600. 00	8, 508, 027. 13	8, 989, 127. 68
	A38	10. Department of Labor.....	4, 750, 250. 00	4, 785, 250. 00	5, 276, 359. 37	6, 734, 901. 29
	A39	11. Navy Department.....	7, 916, 200. 00	9, 871, 200. 00	24, 207, 681. 06	27, 428, 407. 13
	A39	12. Post Office Department.....				31, 374. 94
	A39	13. State Department.....	8, 108, 733. 00	8, 115, 733. 00	8, 193, 720. 66	8, 339, 302. 02
	A40	14. Treasury Department.....	245, 474, 241. 00	276, 652, 053. 00	227, 489, 136. 45	256, 057, 587. 43
	A42	15. War Department, including Panama Canal.....	54, 238, 800. 00	48, 595, 997. 00	64, 402, 876. 14	70, 034, 572. 61
	A44	16. District of Columbia.....	28, 055, 000. 00	27, 224, 500. 00	22, 536, 510. 99	19, 130, 740. 44
		17. Unclassified.....				^a 63, 321. 45
		Adjustment between cash receipts and receipts by warrant.....			643, 736, 486. 34	668, 732, 908. 81
		Total miscellaneous receipts.....			324, 919. 61	2, 517, 252. 77
		TOTAL ORDINARY RECEIPTS.....	3, 824, 530, 203. 00	3, 880, 716, 942. 00	3, 780, 148, 684. 42	4, 012, 044, 701. 65
		C. Excess of ordinary receipts over expenditures payable therefrom.....	330, 307, 894. 56	262, 041, 756. 00	250, 505, 238. 33	505, 366, 986. 31
		D. Balance in general fund at beginning of fiscal year.....	217, 835, 731. 85	217, 835, 731. 85	235, 411, 481. 52	370, 939, 121. 08
		E. Balance and excess of ordinary receipts over expenditures payable therefrom.....	548, 143, 626. 41	479, 877, 487. 85	485, 916, 719. 85	876, 306. 107. 39
22	A67	F. Deduct amount of general fund applied or estimated to be applied to redemption of public debt, in addition to sinking fund and redemptions from restricted receipts.....	330, 297, 894. 56	262, 041, 756. 00	268, 080, 988. 00	640, 894, 625. 87
		G. Balance in general fund at end of fiscal year for working capital.....	217, 835, 731. 85	217, 835, 731. 85	217, 835, 731. 85	235, 411, 481. 52

^a Excess of credits—deduct.

NOTE.—Estimated figures for 1927 in Budget Statement No. 1 above are based on existing revenue laws. If the tax reduction proposal contained in the Budget should be adopted, an annual reduction in revenue of approximately \$300,000,000 would result.

BUDGET STATEMENT NO. 2

Estimated expenditures, fiscal year 1927, compared with prior years

DETAIL BY ORGANIZATION UNITS AND CHARACTER OF EXPENDITURES

[Supports summary Budget Statement No. 1]

Classification	Estimated, 1927	Estimated, 1926	Actual, 1925 ¹
1. ORDINARY EXPENDITURES:			
1. LEGISLATIVE—			
1. Current operations—			
1. Senate—			
1. Salaries and mileage of Senators.....	\$1,011,000.00	\$1,011,000.00	\$849,598.50
2. Salaries, officers and employees.....	1,364,000.00	1,370,000.00	1,326,174.96
3. Contingent expenses.....	340,000.00	340,000.00	470,150.71
4. Gratuities and miscellaneous.....	35,000.00	75,000.00	33,321.62
Total, Senate.....	2,750,000.00	2,796,000.00	2,679,245.79
2. House of Representatives—			
1. Salaries and mileage of Members and Delegates.....	4,582,500.00	4,582,500.00	3,809,899.42
2. Salaries, officers and employees.....	2,531,129.00	2,475,000.00	2,519,881.13
3. Contingent expenses.....	299,650.00	305,000.00	371,532.65
4. Gratuities and miscellaneous.....	9,000.00	9,000.00	59,372.34
Total, House of Representatives.....	7,422,279.00	7,371,500.00	6,760,685.54
3. Legislative miscellaneous—			
1. Joint Committee on Printing.....	10,190.00	10,190.00	10,190.00
2. Office of Legislative Counsel.....	50,000.00	45,000.00	31,977.30
3. Capitol police, salaries and contingent.....	77,020.00	77,020.00	76,622.23
4. Statement of appropriations.....	4,000.00	4,000.00	8,000.00
5. Miscellaneous items.....			76,201.78
Total, legislative miscellaneous.....	141,210.00	136,210.00	202,991.31
4. Architect of the Capitol—			
1. Salaries.....	106,313.00	104,100.00	99,700.05
2. Capitol Building and grounds.....	155,858.00	145,058.00	167,883.10
3. Care, maintenance, etc., Library of Congress.....	102,154.00	73,129.00	119,046.52
4. Senate Office Building.....	86,914.00	108,268.00	103,781.85
5. House Office Building.....	106,217.00	98,965.00	98,562.71
6. Capitol power plant.....	379,793.00	474,361.00	714,492.40
7. Miscellaneous items.....			1,074.64
8. New book stacks.....	400,000.00	345,000.00	
Total under Architect of the Capitol.....	1,337,249.00	1,348,881.00	1,304,541.27
5. Government Printing Office—			
1. Salaries.....	157,000.00	152,000.00	143,540.66
2. Public printing and binding.....	2,229,000.00	2,229,000.00	1,212,296.38
3. Office of Superintendent of Documents.....	565,000.00	543,000.00	470,551.93
Total, Government Printing Office.....	2,951,000.00	2,924,000.00	1,826,388.97
6. Library of Congress—			
1. Salaries.....	891,026.00	794,884.00	741,109.49
2. Increase of Library.....	110,500.00	100,500.00	99,166.90
3. Care and maintenance.....	128,831.00	112,838.00	107,365.90
4. Contingent expenses.....	10,500.00	10,000.00	9,882.77
5. Printing and binding.....	305,000.00	300,000.00	252,760.48
6. Chamber of Music auditorium.....			56,000.00
7. Trust fund, bequest of Gertrude M. Hubbard, interest.....	800.00	800.00	1,000.00
Total, Library of Congress.....	1,446,657.00	1,319,022.00	1,267,285.54
7. Botanic Garden—			
1. Salaries.....	73,990.00	74,007.00	66,936.03
2. Repairs and improvements.....	47,300.00	41,625.00	35,168.58
Total, Botanic Garden.....	121,290.00	115,632.00	102,104.61
Deduct warrant distribution in excess of cash expenditures.....			14,143,243.03
Total legislative.....	16,169,685.00	16,011,245.00	287,578.74
			13,855,664.29

¹ Actual expenditures by warrant for fiscal year 1925, brought to cash expenditures, as per Treasury statement, by adjustment of departmental totals.

No. 2.—*Estimated expenditures, fiscal year 1927, compared with prior years—Continued*

DETAIL BY ORGANIZATION UNITS AND CHARACTER OF EXPENDITURES—Continued

Classification	Estimated, 1927	Estimated, 1926	Actual, 1925
1. ORDINARY EXPENDITURES—Continued.			
2. EXECUTIVE OFFICE AND INDEPENDENT ESTABLISHMENTS—			
1. Executive Office—			
1. Current operations—			
1. Salary of the President.....	\$75,000.00	\$75,000.00	\$75,000.00
2. Salary of the Vice President.....	15,000.00	15,000.00	7,912.50
3. Salaries and expenses, Executive Office.....	123,204.00	123,679.00	125,804.98
4. Printing and binding.....	2,800.00	2,800.00	2,747.58
5. Traveling expenses of the President.....	25,000.00	25,000.00	23,427.10
6. Improvement and maintenance of Executive Mansion and grounds.....	106,500.00	106,500.00	100,973.67
7. White House police.....	83,600.00	85,100.00	81,481.27
8. Lighting, etc., Executive Mansion.....			4,969.63
9. Extraordinary repairs and plans, Executive Mansion.....		49,928.00	71.07
10. Expenses of sickness and death of President Harding.....			7,465.17
Deduct warrant distribution in excess of cash expenditures.....			429,852.97
Total, Executive Office.....	431,104.00	483,007.00	17,954.70
2. Independent establishments—			
1. Operations in special accounts ¹ —			
1. Alien property funds.....		1,000,000.00	4,018,131.55
2. Emergency Fleet Corporation—			
1. Operating deficit.....	14,710,000.00	23,190,000.00	30,958,447.47
2. Payment of back claims.....	1,500,000.00	2,500,000.00	
3. Expenses of liquidation.....	2,500,000.00	3,500,000.00	
4. Loans.....	7,500,000.00	4,000,000.00	9,861,422.26
5. Dieselization of ships.....	1,500,000.00	6,500,000.00	
Deduct warrant distribution in excess of cash expenditures.....			40,819,869.73
Total, Emergency Fleet Corporation.....	27,710,000.00	39,690,000.00	10,515,010.19
3. Railroads—			
1. Interstate Commerce Commission—			
1. Reimbursement to carriers, sec. 204, transportation act.....	1,500,000.00	3,452,583.00	
2. Guaranty to carriers, sec. 209, transportation act.....	1,000,000.00	1,674,568.00	
Total under Interstate Commerce Commission.....	2,500,000.00	5,127,151.00	7,358,237.39
2. Railroad Administration—			
1. Judgments, decrees, and awards.....	1,500,000.00	2,999,770.00	
2. Net operating expenses.....	525,000.00	917,874.00	
Total, Railroad Administration.....	2,025,000.00	2,081,896.00	153,244.86
Total, railroads.....	4,525,000.00	7,209,047.00	7,204,992.53
4. War Finance Corporation.....	10,000,000.00	20,000,000.00	42,901,758.13
Total operations in special accounts ²	22,235,000.00	27,899,047.00	1,373,774.51
2. United States Veterans' Bureau—			
1. Salaries and expenses.....	42,750,000.00	43,200,000.00	44,688,846.90
2. Printing and binding.....	165,000.00	165,000.00	109,154.12
3. Expenses, adjusted compensation act.....			913,418.22
4. Nonadministrative expenses—			
1. Military and naval compensation.....	140,800,000.00	140,000,000.00	140,848,427.86
2. Military and naval insurance.....	115,000,000.00	114,000,000.00	91,742,790.52
3. Vocational rehabilitation.....	1,100,000.00	34,000,000.00	68,405,781.97
4. Hospital facilities and services.....	7,150,000.00	6,850,000.00	4,258,159.32
5. Medical and hospital services.....	35,000,000.00	34,000,000.00	32,927,637.73
6. Losses on converted insurance—Government life-insurance trust fund.....	10,000,000.00	9,500,000.00	11,998,014.93
7. Adjusted service and dependent pay.....	15,800,000.00	6,800,000.00	3,100,000.00
8. Miscellaneous.....			10,442.86
Total nonadministrative expenses.....	324,850,000.00	345,150,000.00	353,291,255.19
Deduct warrant distribution in excess of cash expenditures.....			399,002,674.43
Total, United States Veterans' Bureau.....	367,765,000.00	388,515,000.00	9,619,841.42
			389,382,833.01

¹ The figures given for operations in special accounts are net figures. Where no figures are shown for 1927 and 1926, no net expenditures are anticipated.

² Deduct—excess of credits.

No. 2.—*Estimated expenditures, fiscal year 1927, compared with prior years—Continued*

DETAIL BY ORGANIZATION UNITS AND CHARACTER OF EXPENDITURES—Continued

Classification	Estimated, 1927	Estimated, 1926	Actual, 1925
1. ORDINARY EXPENDITURES—Continued.			
2. EXECUTIVE OFFICE AND INDEPENDENT ESTABLISHMENTS—Continued.			
2. Independent establishments—Continued.			
3. All other—			
1. Alien Property Custodian.....	\$128,650.00	\$183,000.00	\$200,665.66
2. American Battle Monuments Commission.....	800,000.00	555,123.00	25,000.00
3. Arlington Memorial Bridge Commission.....	2,348,700.00	642,100.00	10,000.00
4. Board of Tax Appeals.....	438,879.00	349,882.00	(⁴)
5. Bureau of Efficiency.....	147,200.00	147,200.00	144,537.00
6. Civil Service Commission.....	981,792.00	988,642.00	981,238.86
7. Commission of Fine Arts.....	5,212.00	6,417.00	5,091.49
8. Employees' Compensation Commission—			
1. Salaries and expenses.....	139,204.00	146,008.00	146,256.48
2. Nonadministrative expenses, United States employees' compensation payments.....	2,600,000.00	2,402,000.00	2,455,371.99
Total, Employees' Compensation Commission.....	2,739,204.00	2,548,008.00	2,601,628.47
9. Federal Board for Vocational Education—			
1. Salaries and expenses—			
1. Board proper.....	195,115.00	196,726.00	189,893.96
2. Rehabilitation of persons disabled in industry.....	72,203.00	68,906.00	61,903.88
Total, salaries and expenses.....	267,318.00	265,632.00	251,797.84
2. Nonadministrative expenses—			
1. Cooperative education in agriculture, including Hawaii.....	2,855,380.00	2,825,110.00	2,418,309.95
2. Cooperative education, teacher training, including Hawaii.....	1,045,000.00	1,023,700.00	1,037,307.42
3. Cooperative education in trade and industry, including Hawaii.....	2,877,000.00	2,846,500.00	2,461,434.64
4. Rehabilitation of persons disabled in industry, including Hawaii.....	740,000.00	661,279.00	556,062.31
Total, nonadministrative expenses.....	7,517,380.00	7,356,589.00	6,473,114.32
Total, Federal Board for Vocational Education.....	7,784,698.00	7,622,221.00	6,724,912.16
10. Federal Power Commission.....	35,400.00	41,888.00	33,034.42
11. Federal Reserve Board.....	2,500,000.00	2,500,000.00	1,676,733.21
12. Federal Trade Commission.....	986,000.00	996,850.00	991,148.19
13. General Accounting Office.....	3,631,400.00	3,618,960.00	3,669,249.09
14. Housing Corporation.....	662,498.00	670,398.00	682,075.92
15. Interstate Commerce Commission.....	5,967,322.00	6,190,527.00	5,852,269.22
16. National Advisory Committee for Aeronautics.....	496,000.00	524,539.00	382,805.96
17. Perry's Victory Memorial Commission.....		49,185.00	50,000.00
18. Railroad Labor Board.....	271,982.00	286,817.00	312,647.68
19. Shipping Board.....	287,000.00	310,000.00	565,821.48
20. Smithsonian Institution—			
1. Interest from trust fund.....	60,000.00	60,000.00	60,000.00
2. Government activities in charge of Smithsonian Institution.....	782,964.00	799,092.00	732,042.25
Total, Smithsonian Institution.....	842,964.00	859,092.00	792,042.25
21. Public Buildings and Public Parks of the National Capital—			
1. Salaries.....	1,629,100.00	1,678,600.00	1,617,208.45
2. Public works, including purchase of sites.....	20,000.00		168,781.83
3. Fuel, lights, repairs, etc.....	603,350.00	722,380.00	614,192.68
4. Miscellaneous items.....			15,250.04
Total, Public Buildings and Public Parks of the National Capital.....	2,252,450.00	2,400,980.00	2,415,433.00
22. Tariff Commission.....	668,800.00	661,952.00	655,677.64
23. United States Geographic Board.....	345.00	550.00	203.78
24. Special funds, indigent of Alaska.....	15,000.00	15,000.00	15,921.85
25. Other independent bureaus and offices.....		10,000.00	184,566.79
Deduct warrant distribution in excess of cash expenditures.....			28,972,704.12
Total, all other.....	33,991,496.00	32,179,331.00	27,682,657.28
Total, independent establishments.....	423,991,496.00	448,593,376.00	415,691,715.78
Total, Executive Office and independent establishments.....	424,422,600.00	449,076,385.00	416,103,614.05

⁴ Paid from Internal Revenue appropriation in 1925.

No. 2.—*Estimated expenditures, fiscal year 1927, compared with prior years—Continued*

DETAIL BY ORGANIZATION UNITS AND CHARACTER OF EXPENDITURES—Continued

Classification	Estimated, 1927	Estimated, 1926	Actual, 1925
1. ORDINARY EXPENDITURES—Continued.			
3. DEPARTMENT OF AGRICULTURE			
1. Current operations—			
1. General—			
1. Salaries, office of the Secretary of Agriculture	\$654,460.00	\$600,220.00	\$512,650.40
2. Mechanical shops and power plant	89,000.00	88,000.00	85,492.20
3. Miscellaneous expenses	179,000.00	140,000.00	121,375.58
4. Rent of buildings	195,366.00	185,000.00	179,513.82
5. Department salaries (not detailed)			76,291.76
6. Increase of compensation			75,781.66
Total, general	1,117,826.00	1,013,220.00	1,051,105.42
2. Office of Editorial and Distribution Work—			
1. Salaries	323,880.00	311,720.00	300,266.62
2. General expenses	34,000.00	31,280.00	28,472.35
3. Printing and binding	685,000.00	688,000.00	670,037.52
Total, Office of Editorial and Distribution Work	1,042,880.00	1,031,000.00	998,776.49
3. Office of Experiment Stations—			
1. Salaries	34,586.00	34,585.00	35,185.66
2. General expenses	317,050.00	295,100.00	290,330.73
3. State agricultural experiment stations	2,880,000.00	2,400,000.00	1,440,000.00
Total, Office of Experiment Stations	3,231,636.00	2,729,685.00	1,765,516.39
4. Extension Service—			
1. Salaries	131,000.00	133,710.00	171,377.15
2. General expenses	1,365,000.00	1,394,765.00	1,323,134.73
3. Cooperative agricultural extension work	5,865,000.00	5,865,000.00	5,859,605.00
4. Cooperative farm forestry	49,900.00	49,000.00	
Total, Extension Service	7,410,900.00	7,442,475.00	7,354,116.88
5. Weather Bureau—			
1. Salaries	442,000.00	445,400.00	417,226.96
2. General expenses	2,012,000.00	2,006,327.00	1,731,729.36
Total, Weather Bureau	2,454,000.00	2,451,727.00	2,148,956.32
6. Bureau of Animal Industry—			
1. Salaries	628,835.00	628,135.00	591,528.86
2. General expenses (including investigations, quarantine, and eradication of disease)	3,126,130.00	4,212,985.00	4,974,368.97
3. Indemnities for animals slaughtered	2,377,735.00	2,557,045.00	2,333,703.76
4. Meat inspection	4,744,380.00	4,782,815.00	4,440,616.53
5. Experiments in dairying and livestock production	26,500.00	79,565.00	81,221.02
Total, Bureau of Animal Industry	10,903,580.00	12,260,545.00	12,421,439.14
7. Bureau of Dairying—			
1. Salaries	71,500.00	73,365.00	66,874.31
2. General expenses	393,000.00	396,000.00	333,653.17
3. Field station, Woodward, Okla.	7,500.00	11,500.00	6,801.42
Total, Bureau of Dairying	472,000.00	480,865.00	407,328.90
8. Bureau of Plant Industry—			
1. Salaries	567,000.00	572,000.00	519,935.93
2. General expenses	3,078,359.00	3,241,560.00	2,955,495.73
Total, Bureau of Plant Industry	3,645,359.00	3,813,560.00	3,475,431.66
9. Forest Service—			
1. Salaries	3,216,430.00	3,225,050.00	3,123,209.97
2. General expenses	4,803,592.00	5,568,910.00	5,934,590.74
3. Cooperative fire prevention	650,000.00	650,000.00	386,992.33
4. Acquisition of lands for protection of watersheds	850,000.00	700,000.00	520,798.08
5. Federal forest road construction		54,675.00	16,701.87
6. Forest road development and highways	4,995,000.00	9,423,000.00	8,146,727.86
7. Cooperative distribution, forest planting stock	48,000.00	45,000.00	
8. Miscellaneous	25,500.00	75,500.00	36,145.18
Total, Forest Service	14,588,522.00	19,742,135.00	18,165,166.03

No. 2.—*Estimated expenditures, fiscal year 1927, compared with prior years—Continued*

DETAIL BY ORGANIZATION UNITS AND CHARACTER OF EXPENDITURES—Continued

Classification	Estimated, 1927	Estimated, 1926	Actual, 1925
1. ORDINARY EXPENDITURES—Continued.			
3. DEPARTMENT OF AGRICULTURE—Continued.			
1. Current operations—Continued.			
10. Bureau of Chemistry—			
1. Salaries.....	\$348,808.00	\$354,710.00	\$328,872.35
2. General expenses.....	1,083,937.00	1,102,670.00	1,022,503.23
Total, Bureau of Chemistry.....	1,432,745.00	1,457,380.00	1,351,375.58
11. Bureau of Soils—			
1. Salaries.....	85,315.00	85,100.00	82,090.35
2. General expenses.....	299,035.00	299,300.00	269,011.09
Total, Bureau of Soils.....	384,350.00	384,400.00	351,101.44
12. Bureau of Entomology—			
1. Salaries.....	132,525.00	134,375.00	128,898.61
2. General expenses.....	948,230.00	946,850.00	1,053,224.07
3. Preventing spread of moths.....	594,750.00	687,250.00	520,518.02
4. Preventing spread of Mexican bean beetle.....	31,550.00	31,400.00	25,308.26
5. Preventing spread of European corn borer.....	322,490.00	364,575.00	213,587.39
6. Preventing spread of Japanese beetle.....	235,000.00	273,400.00	
7. Miscellaneous.....			3,059.24
Total, Bureau of Entomology.....	2,267,545.00	2,437,850.00	1,944,595.59
13. Bureau of Biological Survey—			
1. Salaries.....	101,500.00	103,500.00	99,260.05
2. General expenses.....	770,000.00	832,000.00	744,703.74
3. Protection of game in Alaska.....		25,000.00	14,034.73
4. Upper Mississippi River game refuge.....	125,000.00	300,000.00	
Total, Bureau of Biological Survey.....	996,500.00	1,260,500.00	857,998.52
14. Library, Department of Agriculture—			
1. Salaries.....	53,430.00	37,830.00	35,511.69
2. General expenses.....	29,350.00	30,000.00	28,763.88
Total, Library.....	82,780.00	67,830.00	64,275.57
15. Bureau of Public Roads—			
1. Salaries.....	111,640.00	115,560.00	111,183.26
2. General expenses.....	304,670.00	352,315.00	298,029.51
3. Cooperative construction of rural post roads.....	90,000,000.00	94,500,000.00	95,336,693.12
4. Cooperative construction of roads and trails, national forests.....	765,000.00	1,168,500.00	1,443,882.05
Total, Bureau of Public Roads.....	91,181,310.00	96,136,375.00	97,189,787.94
16. Bureau of Agricultural Economics—			
1. Salaries.....	1,126,000.00	1,132,895.00	1,057,606.51
2. General expenses.....	2,235,838.00	2,317,255.00	2,223,727.85
3. Enforcement of cotton standards and cotton futures acts.....	171,270.00	181,070.00	168,562.03
4. Enforcement of grain standards act.....	588,709.00	588,710.00	585,908.26
5. Administration of warehouse act.....	193,441.00	196,440.00	145,756.99
6. Enforcement of standard containers act.....	4,890.00	4,890.00	4,088.88
7. Salaries and expenses, Wool Division.....	6,156.00	6,155.00	10,220.65
8. Operation of Center Market.....	163,661.00	163,660.00	151,877.43
9. Classification of cotton, revolving fund.....			¹ 100,056.56
Total, Bureau of Agricultural Economics.....	4,489,965.00	4,591,075.00	4,247,692.04
17. Bureau of Home Economics—			
1. Salaries.....	26,844.00	26,740.00	25,790.51
2. General expenses.....	86,500.00	86,500.00	75,494.09
Total, Bureau of Home Economics.....	113,344.00	113,240.00	101,284.60
18. Insecticide and Fungicide Board—			
1. Salaries.....	35,880.00	35,880.00	33,220.94
2. General expenses.....	150,100.00	155,575.00	115,935.44
Total, Insecticide and Fungicide Board.....	185,980.00	191,455.00	149,156.38

¹ Deduct—excess of credits.

No. 2.—*Estimated expenditures, fiscal year 1927, compared with prior years—Continued*

DETAIL BY ORGANIZATION UNITS AND CHARACTER OF EXPENDITURES—Continued

Classification	Estimated, 1927	Estimated, 1926	Actual, 1925
1. ORDINARY EXPENDITURES—Continued.			
3. DEPARTMENT OF AGRICULTURE—Continued.			
1. Current operations—Continued.			
19. Federal Horticultural Board—			
1. Salaries.....	\$56,950.00	\$57,000.00	\$53,302.47
2. General expenses.....	368,000.00	356,000.00	291,132.05
3. Suppression of spread of pink bollworm of cotton.....	245,380.00	290,000.00	312,474.18
4. Eradication of date scale.....	16,350.00	20,700.00	15,447.95
Total, Federal Horticultural Board.....	686,680.00	723,700.00	672,356.65
20. Enforcement of grain futures act.....	112,000.00	108,000.00	79,646.42
21. Enforcement of packers and stockyards act.....	422,000.00	444,500.00	416,165.58
22. Nitrate plants.....	60,000.00	250,500.00	222,518.79
23. Farmers' seed grain loans.....		400.00	*286,062.21
24. Collection of farmers' seed grain loans.....	4,900.00	23,545.00	19,357.54
25. Miscellaneous items.....			136,970.56
Total, current operations, Department of Agriculture.....	147,286,802.00	159,155,962.00	155,306,058.22
2. Special funds—			
1. Payments to States and Territories, national forest fund.....	1,307,750.00	1,242,940.00	1,301,848.22
2. Roads and trails for States, national forest fund.....	599,000.00	599,000.00	507,470.54
3. Arizona and New Mexico school funds.....	40,000.00	28,320.00	44,503.87
4. Cooperative work, Forest Service.....	1,800,000.00	1,800,000.00	2,431,378.22
5. Refunds to depositors, excess of deposits.....	100,000.00	75,000.00	102,061.91
6. Expenses cotton standards act.....			34,483.32
Total, special funds.....	3,846,750.00	3,745,260.00	4,421,746.08
Add cash expenditures in excess of warrant distribution.....			159,727,804.30
Total, Department of Agriculture, including "good roads".....	151,133,552.00	162,901,222.00	164,644,283.54
4. DEPARTMENT OF COMMERCE—			
1. Current operations—			
1. General—			
1. Salaries.....	257,000.00	225,000.00	218,718.06
2. Increase of compensation.....			978.15
3. Printing and binding.....	1,688,000.00	1,444,000.00	515,565.06
4. Miscellaneous items.....	330,000.00	319,000.00	288,468.86
Total, general.....	2,275,000.00	1,988,000.00	1,023,730.13
2. Bureau of Standards.....	1,875,000.00	1,700,000.00	1,906,713.57
3. Bureau of the Census.....	1,970,000.00	2,438,000.00	4,845,186.04
4. Bureau of Foreign and Domestic Commerce—			
1. Salaries.....	260,000.00	260,000.00	259,598.34
2. Commercial attachés.....	330,000.00	315,000.00	265,698.08
3. Promoting commerce, etc.....	2,580,000.00	2,385,000.00	2,064,769.64
4. Investigating sources of crude rubber.....			87,436.54
Total, Bureau of Foreign and Domestic Commerce.....	3,170,000.00	2,960,000.00	2,677,502.60
5. Coast and Geodetic Survey—			
1. Salaries and expenses.....	930,000.00	890,000.00	873,177.86
2. Pay of personnel of vessels.....	650,000.00	649,000.00	651,714.02
3. Field expenses.....	600,000.00	624,000.00	678,066.38
4. Repairs of vessels.....	75,000.00	70,000.00	59,460.09
5. Miscellaneous.....	65,000.00	60,000.00	487.39
Total, Coast and Geodetic Survey.....	2,320,000.00	2,293,000.00	2,262,905.74
6. Steamboat Inspection Service.....	1,050,000.00	1,035,000.00	1,024,357.73
7. Bureau of Navigation.....	650,000.00	520,000.00	483,448.41
8. Bureau of Lighthouses—			
1. Salaries.....	87,500.00	87,500.00	82,956.41
2. Lighthouse Service.....	9,000,000.00	8,875,000.00	8,788,829.71
Total, Bureau of Lighthouses.....	9,087,500.00	8,962,500.00	8,871,786.12

* Deduct—excess of credits.

No. 2.—Estimated expenditures, fiscal year 1927, compared with prior years—Continued

DETAIL BY ORGANIZATION UNITS AND CHARACTER OF EXPENDITURES—Continued

Classification	Estimated, 1927	Estimated, 1926	Actual, 1925
1. ORDINARY EXPENDITURES—Continued.			
4. DEPARTMENT OF COMMERCE—Continued.			
1. Current operations—Continued.			
9. Bureau of Fisheries	\$1,600,000.00	\$1,552,140.00	\$1,364,072.67
10. Patent Office	2,690,000.00	2,748,000.00	940,715.78
11. Bureau of Mines	2,500,000.00	2,206,000.00	(⁶)
Total, current operations, Department of Commerce	29,187,500.00	28,402,640.00	25,400,418.79
2. Public works—			
1. Existing projects—			
1. Lighthouses, beacons, fog signals, light vessels, etc	600,000.00	700,000.00	542,505.97
2. Fish hatcheries			1,003.50
Total, existing projects	600,000.00	700,000.00	543,509.47
2. New projects—			
1. Lighthouses, beacons, fog signals, light vessels, etc	400,000.00	300,000.00	
2. Fish hatcheries	40,000.00	25,000.00	
Total, new projects	440,000.00	325,000.00	
Total, public works, Department of Commerce	1,040,000.00	1,025,000.00	543,509.47
Deduct warrant distribution in excess of cash expenditures			25,943,928.26
Total, Department of Commerce	30,227,500.00	29,427,640.00	160,966.87
5. (1) INTERIOR DEPARTMENT (exclusive of Indian Service and pensions)—			
1. Current operations—			
1. Department proper—			
1. Salaries and expenses	630,143.00	615,288.00	602,206.00
2. Increase of compensation			69,611.36
3. Printing and binding	235,500.00	242,130.00	957,277.92
Total, department proper	865,643.00	857,418.00	1,629,095.28
2. General Land Office—			
1. Salaries and expenses	695,000.00	715,500.00	789,600.42
2. Salaries and expenses, offices of surveyors general			190,009.55
3. Registers and receivers	110,000.00	125,000.00	275,736.41
4. Contingent expenses, land offices	240,000.00	257,500.00	326,951.80
5. Protecting public lands, timber, etc	395,000.00	410,000.00	472,834.62
6. Surveying public lands	800,000.00	825,000.00	763,519.09
7. Repayments for lands erroneously sold	65,000.00	70,000.00	68,895.70
8. Miscellaneous	15,000.00	20,000.00	307.41
Total, General Land Office	2,320,000.00	2,423,000.00	2,887,240.18
3. Geological Survey	1,816,894.00	1,880,673.00	1,665,270.02
4. Patent Office ¹			2,025,822.56
5. Bureau of Mines ² —			
1. Salaries and expenses			1,890,329.80
2. Adjustment and payment of mineral claims		4,855.00	751,422.62
Total, Bureau of Mines		4,855.00	2,641,752.42
6. Bureau of Education	216,000.00	217,233.00	206,876.40
7. Fuel yards, District of Columbia			112,214.07
8. National Park Service—			
1. Salaries	54,288.00	49,725.00	45,527.67
2. National parks	3,600,000.00	2,938,295.00	2,534,292.63
Total, National Park Service	3,654,288.00	2,988,020.00	2,579,820.30
9. Institutions—			
1. St. Elizabeths Hospital	764,891.00	869,900.00	693,325.93
2. Other	450,251.00	441,353.00	471,723.26
Total, institutions	1,215,142.00	1,311,253.00	1,165,049.19

¹ Transferred from Interior Department Apr. 1, 1925.² Transferred from Interior Department July 1, 1925.³ Deduct—excess of credits.⁴ Transferred to Department of Commerce Apr. 1, 1925.⁵ Transferred to Department of Commerce July 1, 1925.

No. 2.—*Estimated expenditures, fiscal year 1927, compared with prior years—Continued*

DETAIL BY ORGANIZATION UNITS AND CHARACTER OF EXPENDITURES—Continued

Classification	Estimated, 1927	Estimated, 1926	Actual, 1925
1. ORDINARY EXPENDITURES—Continued.			
5. (1) INTERIOR DEPARTMENT—Continued.			
1. Current operations—Continued.			
10. Territories—			
1. Alaska (exclusive of special funds)—			
1. Salary, governor and secretary	\$10,425.00	\$10,600.00	\$6,708.33
2. Contingent expenses	12,500.00	12,570.00	9,468.27
3. Legislative expenses	47,260.00		44,872.60
4. Care and custody of insane in Alaska	159,248.00	157,757.00	157,848.97
5. Education of natives in Alaska	450,000.00	430,575.00	394,269.68
6. Medical relief in Alaska	142,500.00	122,320.00	116,279.86
7. Protection of game in Alaska ¹			³ 1,812.96
8. Reindeer for Alaska	12,500.00	12,500.00	6,804.19
9. Suppressing liquor traffic in Alaska	16,200.00	16,200.00	12,791.29
Total, Alaska	850,633.00	762,522.00	747,230.23
2. Hawaii—			
1. Salaries, governor and secretary	12,400.00	12,400.00	12,400.00
2. Contingent expenses	4,500.00	4,500.00	4,027.69
3. Legislative expenses	30,000.00		29,939.97
Total, Hawaii	46,900.00	16,900.00	46,367.66
Total, Territories	897,533.00	779,422.00	793,597.89
11. Miscellaneous			29,183.48
12. Nonadministrative expenses—			
1. Colleges for agriculture and mechanic arts	2,550,000.00	2,550,000.00	2,550,000.00
Total, current operations, Interior Department	13,535,500.00	13,011,874.00	18,285,921.79
2. Public works—			
1. Existing projects—			
1. Buildings and grounds, Columbia Institution for the Deaf	10,900.00	10,000.00	
2. Buildings and grounds, Howard University	29,000.00	123,692.00	46,500.00
3. Buildings and grounds, Freedmen's Hospital		50,000.00	17,854.88
4. Buildings and grounds, St. Elizabeths Hospital	119,000.00	187,708.00	221,862.48
5. Reclamation Service—			
1. Auxiliary reclamation fund, Yuma project, Arizona			7,235.94
2. Reclamation fund, construction and operation of reclamation projects	11,632,000.00	12,000,000.00	3,829,284.36
3. General investigations, Bureau of Reclamation	14,800.00		62,772.77
4. Colorado River Flood Control	35,000.00		
Total, Reclamation Service	11,681,800.00	12,000,000.00	3,899,293.07
6. The Alaska Railroad—			
1. Maintenance and operation of river boats			26,500.00
2. Construction, maintenance, and operation of railroads in Alaska			648,084.91
3. Maintenance and operation of railroads in Alaska			901,689.67
4. Alaska Railroad	2,200,000.00	2,288,261.00	524,423.09
Total, Alaska Railroad	2,200,000.00	2,288,261.00	2,100,697.67
Total, existing projects	14,040,700.00	14,659,661.00	6,286,208.10
Total, public works, Interior Department	14,040,700.00	14,659,661.00	6,286,208.10
3. Special funds—			
1. Five, three, and two per cent funds, sales of lands	15,000.00	34,000.00	17,008.17
2. Deposits by individuals for surveying public lands	45,000.00	50,000.00	33,552.35
3. Public schools, Alaska fund	25,000.00	25,000.00	68,653.52
4. Payments to States under mineral leasing act	3,000,000.00	3,525,000.00	4,656,157.21
5. Other special funds	500.00	500.00	
Total, special funds, Interior Department	3,085,500.00	3,634,500.00	4,775,371.25
4. Trust funds—			
1. Personal funds of patients, St. Elizabeths Hospital	195,000.00	180,000.00	188,595.21
2. Pension moneys, St. Elizabeths Hospital	40,000.00	65,000.00	20,548.14
3. Civil-service retirement fund	11,477,500.00	10,380,000.00	8,881,552.31
4. Other trust funds			16,021.94
Total, trust funds, Interior Department	11,712,500.00	10,625,000.00	9,106,717.60
Total, Interior Department (exclusive of Indian Service and pensions)	42,374,200.00	41,931,035.00	38,454,218.74

¹ Deduct—excess of credits.³ Transferred to Department of Agriculture.

No. 2.—*Estimated expenditures, fiscal year 1927, compared with prior years—Continued*

DETAIL BY ORGANIZATION UNITS AND CHARACTER OF EXPENDITURES—Continued

Classification	Estimated, 1927	Estimated, 1926	Actual, 1925
1. ORDINARY EXPENDITURES—Continued.			
5 (2) INDIAN SERVICE—			
1. Current operations—			
1. Salaries, Indian Office.....	\$347, 488. 00	\$372, 260. 00	\$339, 635. 20
2. Current and contingent expenses.....	2, 354, 325. 00	2, 396, 738. 00	1, 347, 567. 91
3. Fulfilling treaty obligations.....	918, 893. 00	946, 377. 00	860, 562. 02
4. Miscellaneous supports.....	875, 375. 00	867, 888. 00	759, 762. 91
5. Support of Indian schools.....	5, 716, 185. 00	5, 762, 404. 00	5, 557, 445. 58
6. Interest on Indian trust-fund accounts.....	800, 000. 00	890, 000. 00	796, 104. 04
7. Civilization of the Sioux.....	185, 000. 00	195, 000. 00	183, 314. 02
8. Miscellaneous expenses.....	1, 586, 253. 00	1, 449, 806. 00	3, 643, 710. 58
Total, current operations, Indian Service.....	12, 783, 519. 00	12, 880, 473. 00	13, 488, 102. 26
2. Trust funds—			
1. Indian moneys, proceeds of labor.....	1, 500, 000. 00	1, 000, 000. 00	23, 642, 487. 35
2. Miscellaneous trust funds of Indian tribes.....	17, 211, 900. 00	28, 000, 000. 00	1, 624, 867. 21
Total, trust funds.....	18, 711, 900. 00	29, 000, 000. 00	25, 267, 354. 56
Total, Indian Service.....	31, 495, 419. 00	41, 880, 473. 00	38, 755, 456. 82
5 (3) PENSIONS—			
1. Salaries and expenses, Pension Office.....	1, 376, 438. 00	1, 442, 000. 00	1, 483, 039. 94
2. Army pensions.....	184, 700, 000. 00	200, 000, 000. 00	209, 833, 459. 21
3. Navy pensions.....	7, 300, 000. 00	8, 000, 000. 00	7, 943, 335. 00
4. Fees of examining surgeons.....	450, 000. 00	500, 000. 00	544, 630. 21
5. Investigation, pension cases.....	95, 000. 00	100, 000. 00	116, 452. 75
6. Miscellaneous.....	15, 000. 00	14, 000. 00	10, 062. 83
Total, pensions.....	193, 936, 438. 00	210, 056, 000. 00	219, 930, 979. 94
Add cash expenditures in excess of warrant distribution.....			297, 140, 655. 50 5, 254, 468. 10
Total, Interior Department, including Indian Service and pensions.....	267, 806, 057. 00	293, 867, 508. 00	302, 395, 123. 60
6. DEPARTMENT OF JUSTICE—			
1. Current operations—			
1. Salaries and expenses.....	1, 604, 000. 00	722, 500. 00	721, 881. 99
2. Detection and prosecution of crimes.....	2, 100, 000. 00	2, 290, 000. 00	2, 329, 139. 08
3. Investigation and prosecution of war frauds.....		850, 000. 00	603, 969. 57
4. Printing and binding.....	235, 000. 00	215, 000. 00	234, 060. 50
5. Miscellaneous items.....	381, 200. 00	448, 000. 00	362, 722. 99
Total, current operations, Department of Justice.....	4, 320, 200. 00	4, 525, 500. 00	4, 251, 774. 13
7. JUDICIAL—			
1. Current operations—			
1. Salaries, etc.—			
1. Supreme Court.....	319, 000. 00	240, 000. 00	215, 353. 24
2. Circuit, district, and retired judges.....	1, 350, 000. 00	1, 350, 000. 00	1, 299, 844. 39
3. United States courts of customs appeals.....	83, 890. 00	83, 000. 00	85, 256. 92
4. Court of Claims.....	211, 800. 00	213, 000. 00	154, 281. 50
5. Territorial courts.....	150, 700. 00	150, 700. 00	144, 611. 11
6. National park commissioners.....	11, 160. 00	11, 160. 00	11, 160. 00
Total salaries.....	2, 126, 550. 00	2, 047, 860. 00	1, 910, 507. 16
2. Expenses, etc., United States courts—			
1. Salaries, fees, and expenses of marshals.....	3, 299, 000. 00	3, 500, 000. 00	3, 357, 886. 27
2. Salaries and expenses of attorneys.....	2, 875, 000. 00	2, 864, 000. 00	2, 989, 009. 77
3. Salaries and expenses of clerks.....	1, 750, 000. 00	1, 758, 000. 00	1, 650, 002. 36
4. Fees of commissioners.....	500, 000. 00	500, 000. 00	546, 235. 32
5. Fees of jurors.....	1, 575, 000. 00	1, 600, 000. 00	1, 636, 860. 92
6. Fees of witnesses.....	1, 400, 000. 00	1, 500, 000. 00	1, 474, 275. 44
7. Pay of bailiffs.....	330, 000. 00	348, 000. 00	394, 836. 90
8. Support of prisoners.....	1, 974, 000. 00	2, 250, 000. 00	2, 221, 377. 10
9. Operation and maintenance of penitentiaries.....	2, 650, 000. 00	1, 750, 000. 00	1, 778, 289. 13
10. Probation system.....	75, 000. 00		
11. Miscellaneous items.....	965, 000. 00	1, 180, 000. 00	1, 007, 897. 67
Total expenses, etc., United States courts.....	17, 393, 000. 00	17, 250, 000. 00	17, 056, 970. 88
Total, current operations, judicial.....	19, 519, 550. 00	19, 297, 860. 00	18, 967, 478. 04

No. 2.—*Estimated expenditures, fiscal year 1927, compared with prior years—Continued*

DETAIL BY ORGANIZATION UNITS AND CHARACTER OF EXPENDITURES—Continued

Classification	Estimated, 1927	Estimated, 1926	Actual, 1925
1. ORDINARY EXPENDITURES—Continued.			
7. JUDICIAL—Continued.			
2. Public works—			
1. Existing projects—			
1. United States penitentiary, Leavenworth, Kans.....	\$189,000.00	\$313,000.00	\$107,860.70
2. United States penitentiary, McNeil Island, Wash.....	103,000.00	16,800.00	9,995.03
3. Federal Industrial Institution for Women.....	9,000.00	900,000.00	60,000.00
4. United States penitentiary, Atlanta—Construction.....	200,000.00		
Total, public works, judicial (existing projects).....	501,000.00	1,229,800.00	177,855.73
Total, judicial.....	20,020,550.00	20,527,660.00	19,145,333.77
Add cash expenditures in excess of warrant distribution.....			23,397,107.90 98,631.06
Total under Department of Justice.....	24,340,750.00	25,053,160.00	23,495,738.96
8. DEPARTMENT OF LABOR—			
1. Current operations—			
1. General—			
1. Salaries.....	432,341.00	392,261.00	372,408.46
2. Printing and binding.....	202,676.00	221,469.00	216,601.13
3. Miscellaneous items.....	76,016.00	73,938.00	73,620.43
Total, general.....	711,033.00	687,668.00	662,630.02
2. Bureau of Labor Statistics.....	288,947.00	287,574.00	271,422.15
3. Bureau of Naturalization.....	728,801.00	756,979.00	760,167.94
4. Bureau of Immigration—			
1. Salaries.....	89,694.00	89,989.00	88,609.30
2. Regulating immigration.....	4,990,594.00	4,789,187.00	4,965,877.18
3. Miscellaneous.....			3,765.60
Total, Bureau of Immigration.....	5,080,288.00	4,879,176.00	5,058,252.08
5. Children's Bureau—			
1. Promotion of welfare and hygiene of maternity and infancy.....	1,093,261.00	1,010,353.00	884,310.31
2. Miscellaneous.....	300,946.00	311,908.00	358,797.50
Total, Children's Bureau.....	1,394,207.00	1,322,261.00	1,243,107.81
6. Employment Service.....	195,599.00	209,218.00	221,922.78
7. Women's Bureau.....	98,329.00	102,884.00	108,757.52
8. Miscellaneous.....	25,000.00	25,000.00	12,303.97
Total, current operations, Department of Labor.....	8,522,204.00	8,270,760.00	8,338,564.27
2. Public works, immigrant stations.....	61,250.00	84,839.00	409,843.82
Add cash expenditures in excess of warrant distribution.....			8,748,408.09 929,433.21
Total, Department of Labor.....	8,583,454.00	8,355,599.00	9,677,841.30
9. NAVY DEPARTMENT—			
1. Current operations—			
1. Department proper—			
1. Salaries.....	3,000,000.00	3,100,000.00	3,007,173.53
2. Contingent expenses.....	80,000.00	78,000.00	77,151.91
3. Printing and binding.....	530,000.00	535,000.00	561,598.61
4. Hydrographic Office.....	415,000.00	410,000.00	413,349.71
Total, department proper.....	4,025,000.00	4,123,000.00	4,059,273.76
2. Naval Establishment—			
1. Increase of the Navy.....	33,000,000.00	39,360,000.00	38,181,351.93
2. Scrapping of naval vessels.....		1,000,000.00	
3. Increase of compensation.....			17,592.33
4. General account of advances.....		2,000,000.00	16,624,251.10
5. Naval supply account fund.....	2,000,000.00	5,000,000.00	5,240,445.35
6. Experimental and research laboratory.....	170,000.00	140,000.00	159,782.24
7. Naval working fund.....			5,018,994.13
8. Alterations to naval vessels.....	7,000,000.00	7,910,000.00	

¹ Deduct—excess of credits.

No. 2.—*Estimated expenditures, fiscal year 1927, compared with prior years—Continued*

DETAIL BY ORGANIZATION UNITS AND CHARACTER OF EXPENDITURES—Continued

Classification	Estimated, 1927	Estimated, 1926	Actual, 1925
1. ORDINARY EXPENDITURES—Continued.			
9. NAVY DEPARTMENT—Continued.			
1. Current operations—Continued.			
2. Naval Establishment—Continued.			
9. Secretary's office—			
1. Pay, miscellaneous.....	\$1, 500, 000. 00	\$2, 000, 000. 00	\$2, 414, 161. 37
2. Miscellaneous items.....	130, 000. 00	130, 000. 00	146, 303. 47
Total, Secretary's office.....	1, 630, 000. 00	2, 130, 000. 00	2, 560, 464. 84
10. Bureau of Aeronautics.....	18, 000, 000. 00	17, 000, 000. 00	13, 007, 905. 81
11. Bureau of Supplies and Accounts—			
1. Pay of the Navy.....	119, 000, 000. 00	116, 000, 000. 00	13, 780, 001. 51
2. Provisions, Navy.....	19, 250, 000. 00	19, 800, 000. 00	21, 957, 670. 18
3. Maintenance.....	9, 350, 000. 00	9, 550, 000. 00	8, 851, 945. 69
4. Freight.....			687, 213. 05
5. Fuel and transportation.....	14, 700, 000. 00	15, 200, 000. 00	14, 154, 996. 07
6. Miscellaneous.....			* 18, 224. 90
Total, Bureau of Supplies and Accounts.....	162, 300, 000. 00	160, 550, 000. 00	159, 413, 601. 60
12. Bureau of Ordnance—			
1. Ordnance and ordnance stores.....	11, 000, 000. 00	11, 000, 000. 00	10, 271, 726. 78
2. Miscellaneous.....	680, 000. 00	1, 000, 000. 00	322, 431. 01
Total, Bureau of Ordnance.....	11, 680, 000. 00	12, 000, 000. 00	10, 594, 157. 79
13. Bureau of Yards and Docks—			
1. Maintenance.....	6, 650, 000. 00	6, 650, 000. 00	5, 942, 197. 23
2. Miscellaneous.....	120, 000. 00	126, 000. 00	186, 874. 99
Total, Bureau of Yards and Docks.....	6, 770, 000. 00	6, 776, 000. 00	6, 129, 072. 22
14. Bureau of Navigation—			
1. Transporting and recruiting.....	4, 200, 000. 00	3, 500, 000. 00	3, 376, 894. 91
2. Naval training stations.....	875, 000. 00	900, 000. 00	887, 158. 60
3. Organizing Naval Reserve.....	3, 500, 000. 00	3, 650, 000. 00	4, 152, 917. 43
4. Naval Home, Philadelphia.....	160, 000. 00	180, 000. 00	169, 887. 44
5. Recreation for enlisted men.....		460, 000. 00	524, 288. 94
6. Administrative expenses, World War adjusted compensation act.....			282, 673. 35
7. Miscellaneous.....	1, 200, 000. 00	840, 000. 00	818, 742. 75
Total, Bureau of Navigation.....	9, 935, 000. 00	9, 530, 000. 00	10, 212, 563. 42
15. Bureau of Construction and Repair.....	16, 800, 000. 00	16, 750, 000. 00	15, 685, 986. 43
16. Bureau of Engineering—			
1. Engineering.....	19, 200, 000. 00	19, 000, 000. 00	17, 276, 806. 51
2. Miscellaneous.....	170, 000. 00	170, 000. 00	187, 308. 64
Total, Bureau of Engineering.....	19, 370, 000. 00	19, 170, 000. 00	17, 464, 115. 15
17. Bureau of Medicine and Surgery—			
1. Medical Department.....	1, 900, 000. 00	1, 650, 000. 00	1, 843, 532. 30
2. Miscellaneous.....	85, 000. 00	450, 000. 00	427, 611. 17
Total, Bureau of Medicine and Surgery.....	1, 985, 000. 00	2, 100, 000. 00	2, 271, 143. 47
18. Marine Corps—			
1. Pay, Marine Corps.....	15, 000, 000. 00	15, 500, 000. 00	16, 215, 396. 54
2. General expenses.....	8, 000, 000. 00	8, 350, 000. 00	6, 372, 461. 00
3. Miscellaneous.....	12, 000. 00		
Total, Marine Corps.....	23, 012, 000. 00	23, 850, 000. 00	22, 587, 857. 54
19. Naval Academy.....	1, 850, 000. 00	1, 890, 000. 00	2, 024, 160. 75
20. Temporary government for West Indian Islands.....	300, 000. 00	395, 150. 00	270, 150. 00
21. Naval Observatory.....	147, 000. 00	118, 850. 00	107, 906. 80
22. Miscellaneous—			
1. Nonadministrative—Judgments of courts, certified claims, etc.....	250, 000. 00	250, 000. 00	870, 592. 07
Total, current operations, Naval Establishment.....	316, 199, 000. 00	323, 920, 000. 00	307, 923, 216. 01
Total, current operations, Navy Department.....	320, 224, 000. 00	328, 043, 000. 00	311, 982, 489. 77

* Deduct—excess of credits.

No. 2.—*Estimated expenditures, fiscal year 1927, compared with prior years*—Continued

DETAIL BY ORGANIZATION UNITS AND CHARACTER OF EXPENDITURES—Continued

Classification	Estimated, 1927	Estimated, 1926	Actual, 1925
1. ORDINARY EXPENDITURES—Continued.			
9. NAVY DEPARTMENT—Continued.			
2. Public works—			
1. Existing projects—			
1. Navy yards and stations.....	\$1, 303, 000. 00	\$2, 206, 000. 00	\$2, 065, 314. 65
2. Depots for coal.....	50, 000. 00	40, 000. 00	117, 470. 98
3. Naval operating bases.....		5, 000. 00	498, 996. 36
4. Hospitals and medical supply depots.....	115, 000. 00	80, 000. 00	483, 303. 96
5. Marine barracks.....	16, 000. 00	275, 000. 00	79, 959. 66
6. Naval training station, buildings.....	70, 000. 00	220, 000. 00	116, 035. 18
7. Naval magazines and proving grounds.....	78, 000. 00	359, 000. 00	7, 944. 91
8. Temporary office buildings.....			370, 959. 48
9. Miscellaneous.....	755, 000. 00	285, 000. 00	
Total, public works, existing projects.....	2, 387, 000. 00	3, 470, 000. 00	3, 739, 985. 18
2. New projects—			
1. Navy yards and stations.....	500, 000. 00	167, 000. 00	
2. Naval magazines and proving grounds.....		30, 000. 00	
3. Naval hospitals.....		35, 000. 00	
4. Naval fuel depots.....		30, 000. 00	
5. Naval supply base, South Brooklyn, N. Y.....	330, 000. 00		
6. Naval Aeronautical Station, Pensacola, Fla.....		20, 000. 00	
Total, public works, new projects.....	830, 000. 00	282, 000. 00	
Total, public works.....	3, 217, 000. 00	3, 752, 000. 00	3, 739, 985. 18
3. Special funds—			
1. Naval hospital fund.....	2, 500, 000. 00	2, 750, 000. 00	645, 825. 09
2. Fines and forfeitures.....	200, 000. 00	230, 000. 00	544, 260. 32
3. Clothing and small stores fund.....	6, 750, 000. 00	6, 750, 000. 00	8, 225, 472. 91
4. Ships' stores profits.....	320, 000. 00	320, 000. 00	517, 992. 05
Total, special funds.....	9, 770, 000. 00	10, 050, 000. 00	9, 933, 550. 37
4. Trust funds—			
1. Pay, Navy deposit fund.....	80, 000. 00	60, 000. 00	114, 409. 66
2. Pay, Marine Corps deposit fund.....	400, 000. 00	400, 000. 00	599, 142. 18
3. Navy and Marine Corps allotments.....			* 4, 146. 83
4. Miscellaneous.....			36. 32
Total, trust funds.....	480, 000. 00	460, 000. 00	709, 441. 33
Total, special and trust funds.....	10, 250, 000. 00	10, 510, 000. 00	10, 642, 991. 70
Add cash expenditures in excess of warrant distribution.....			326, 365, 466. 65
Total, Navy Department.....	333, 691, 000. 00	342, 305, 000. 00	18, 237, 618. 62
			344, 603, 085. 27
10. POST OFFICE DEPARTMENT—			
1. Current operations, payable from the Treasury—			
1. General—			
1. Miscellaneous items (prior years).....			96, 941. 83
2. Deficiencies in postal revenues, exclusive of civil-service retirement deductions.....	24, 778, 816. 00	37, 067, 449. 00	23, 216, 783. 58
Deduct warrant distribution in excess of cash expenditures.....			23, 313, 725. 41
Total, Post Office Department, payable from the Treasury.....	24, 778, 816. 00	37, 067, 449. 00	176, 768. 68
			23, 136, 956. 73
11. STATE DEPARTMENT—			
1. Current operations—			
1. Department proper—			
1. Salaries and expenses.....	1, 090, 437. 00	1, 112, 222. 00	1, 257, 063. 51
2. Expenses, passport bureau.....	61, 749. 00	59, 829. 00	47, 168. 58
3. Printing and binding.....	161, 500. 00	149, 785. 00	156, 144. 23
4. Collecting and editing of official papers.....	20, 000. 00		
Total, department proper.....	1, 333, 686. 00	1, 321, 836. 00	1, 460, 376. 32

* Deduct—excess of credits.

No. 2.—*Estimated expenditures, fiscal year 1927, compared with prior years—Continued*

DETAIL BY ORGANIZATION UNITS AND CHARACTER OF EXPENDITURES—Continued

Classification	Estimated, 1927	Estimated, 1926	Actual, 1925
1. ORDINARY EXPENDITURES—Continued.			
11. STATE DEPARTMENT—Continued.			
1. Current operations—Continued.			
2. Foreign Service—			
1. Diplomatic and consular salaries.....	\$3,333,850.00	\$3,112,600.00	\$3,361,734.06
2. Clerks, etc., at embassies and legations.....	355,000.00	353,000.00	365,389.18
3. Allowance for clerks at consulates.....	1,550,000.00	1,550,000.00	1,559,454.92
4. Immigration of aliens.....	487,625.00	415,000.00	195,502.82
5. Embassy, legation, and consular buildings and grounds.....	400,000.00	447,192.00	188,822.67
6. Contingent expenses, foreign missions.....	740,500.00	748,376.00	774,428.03
7. Contingent expenses, consulates.....	965,000.00	950,000.00	1,007,842.31
8. Post allowances.....	25,000.00	25,000.00	104,556.42
9. Transportation of Foreign Service officers.....	275,000.00	250,000.00	309,512.75
10. Emergencies arising in the Foreign Service.....	300,000.00	300,000.00	179,798.85
11. Miscellaneous items.....	87,350.00	94,350.00	^a 48,107.49
Total, foreign intercourse.....	8,519,325.00	8,245,518.00	7,998,934.52
3. International bureaus and commissions.....	915,003.00	999,538.00	787,270.22
4. Nonadministrative expenses—			
1. Payment to Republic of Panama.....	250,000.00	250,000.00	250,000.00
2. Payment to Republic of Colombia.....	5,000,000.00	5,000,000.00	5,000,000.00
3. Relief and protection of American seamen.....	125,000.00	100,000.00	109,748.09
4. Rescuing shipwrecked American seamen.....	2,000.00	2,000.00	529.20
5. Prisons for American convicts in foreign lands.....	15,000.00	15,000.00	10,316.05
6. Miscellaneous items.....	2,000.00	2,000.00	2,583.45
Total, nonadministrative expenses.....	5,394,000.00	5,369,000.00	5,373,176.79
Total, current operations, State Department.....	16,162,014.00	15,935,892.00	15,619,757.85
2. Trust funds.....	210,140.00	199,140.00	266,147.59
Deduct warrant distribution in excess of cash expenditure.....			15,885,905.44
Total, State Department.....	16,372,154.00	16,135,032.00	15,054,408.58
12. TREASURY DEPARTMENT—			
1. Current operations—			
1. General—			
1. Secretary's office.....	154,966.00	176,863.00	171,330.78
2. Office of chief clerk and superintendent.....	1,071,540.00	991,720.00	905,169.65
3. General Supply Committee.....	117,158.00	117,870.00	141,527.27
4. Office of Commissioner of Accounts and Deposits.....	82,730.00	20,027.00	17,726.00
5. Division of Bookkeeping and Warrants.....	594,000.00	571,350.00	653,263.93
6. Division of Deposits.....		16,965.00	17,006.48
7. Public debt service—			
1. Current expenses.....	2,878,833.00	3,085,477.00	3,227,145.48
2. Expenses of loans.....	328,389.00	373,423.00	1,242,528.07
3. Distinctive paper for United States securities.....	1,456,242.00	1,541,680.00	1,268,043.25
4. Preparation and issue of Federal reserve notes (reimbursable).....			311,605.06
5. Preparation, custody, and delivery of Federal farm-loan bonds (reimbursable).....	71,000.00	75,000.00	
6. Relief of Liberty loan subscribers of certain banks.....			24.00
7. Preparation, custody, and delivery of Federal intermediate credit bank securities (reimbursable).....	3,600.00	10,000.00	
Total, public debt service.....	4,738,064.00	5,085,580.00	6,049,345.86
8. Division of Appointments.....	59,670.00	59,358.00	62,393.97
9. Division of Printing.....	52,675.00	55,834.00	57,454.97
10. Division of Mail and Files.....		19,683.00	19,459.30
11. Office of disbursing clerk.....	51,968.00	51,636.00	51,292.53
12. Printing and binding.....	866,500.00	919,000.00	857,431.61
13. Miscellaneous.....			343,559.14
14. World War Foreign Debt Commission.....	5,000.00	3,000.00	
Total, general.....	7,794,271.00	8,088,886.00	9,346,961.49

^a Deduct—excess of credits.

No. 2.—*Estimated expenditures, fiscal year 1927, compared with prior years—Continued*

DETAIL BY ORGANIZATION UNITS AND CHARACTER OF EXPENDITURES—Continued

Classification	Estimated, 1927	Estimated, 1926	Actual, 1925
1. ORDINARY EXPENDITURES—Continued.			
12. TREASURY DEPARTMENT—Continued.			
1. Current operations—Continued.			
2. Customs Service—			
1. Salaries, Division of Customs	\$61,425.00	\$62,400.00	\$53,766.74
2. Collecting the customs revenues	16,546,490.00	16,090,105.00	16,302,497.75
3. Compensation in lieu of moieties	155,000.00	30,000.00	152,274.00
4. Purchase of scales	99,890.00	94,890.00	136,248.73
5. Miscellaneous			1,444.02
6. Nonadministrative expenses (refunds, drawbacks, etc.)—			
1. Debentures or drawbacks, bounties or allowances	13,000,000.00	22,000,000.00	15,284,131.10
2. Refund of excess of duties	7,000,000.00	6,600,000.00	7,136,797.11
3. Other refunds or drawbacks	7,500.00	20,000.00	8,335.90
Total, Customs Service	36,870,305.00	44,897,395.00	39,075,495.35
3. Bureau of the Budget	180,340.00	175,112.00	169,378.40
4. Federal Farm Loan Bureau (see special funds)			14,820.11
5. Office of Treasurer of the United States—			
1. Salaries, office of Treasurer of the United States	1,031,898.00	1,046,565.00	1,051,359.70
2. Miscellaneous expenses			32,606.72
3. Salaries, office of Treasurer of the United States (national currency, reimbursable)	312,000.00	314,581.00	402,266.28
4. Contingent expenses, office of Treasurer of the United States (national currency, reimbursable)	148,000.00	168,437.00	168,751.91
Total, office of Treasurer of the United States	1,491,898.00	1,529,583.00	1,654,984.61
6. Office of Comptroller of the Currency—			
1. Salaries, comptroller's office	214,625.00	220,475.00	213,224.06
2. Salaries, comptroller's office (national currency, reimbursable)	62,888.00	65,325.00	48,562.29
3. Special examinations of national banks	1,500.00	1,500.00	1,667.87
Total, office of Comptroller of the Currency	279,013.00	287,300.00	263,454.22
7. Internal Revenue Service—			
1. Salaries, office of Commissioner of Internal Revenue		801,563.00	795,775.27
2. Expenses of collecting	35,461,576.00	35,474,998.00	35,675,308.07
3. Enforcement of prohibition and narcotic acts	10,383,169.00	10,571,493.00	10,388,360.20
4. Miscellaneous items			4,470.22
5. Nonadministrative expenses, refunding taxes erroneously collected	150,000,000.00	151,000,000.00	158,464,777.47
6. Other refunds	1,355,000.00	3,550,000.00	1,709,764.62
Total, Internal Revenue Service	197,199,745.00	201,398,054.00	207,038,455.85
8. Coast Guard	24,154,650.00	22,106,865.00	26,792,806.07
9. Bureau of Printing and Engraving	7,659,153.00	7,816,760.00	6,562,111.44
10. Secret Service Division	475,176.00	466,647.00	461,325.04
11. Public Health Service—			
1. Salaries and expenses	3,516,308.00	3,529,193.00	3,282,564.27
2. Prevention of epidemic diseases	428,313.00	414,146.00	509,537.58
3. Pay of personnel and maintenance of hospitals	5,225,941.00	5,201,073.00	5,266,466.77
4. Expenses, Division of Venereal Diseases	74,750.00	80,711.00	111,928.05
Total, Public Health Service	9,245,312.00	9,225,123.00	9,170,496.67
12. Mint establishment—			
1. Salaries and expenses, Bureau of the Mint	46,247.00	44,966.00	37,259.64
2. Mints and assay offices	1,595,849.00	1,614,695.00	1,520,173.82
Total, mint establishment	1,642,096.00	1,659,661.00	1,557,433.46
13. Supervising Architect of the Treasury—			
1. Salaries	267,579.00	269,022.00	261,636.46
2. Operation and maintenance of public buildings	10,130,050.00	9,210,800.00	8,970,912.26
3. Equipment, etc., public buildings	2,761,000.00	2,798,000.00	2,054,496.49
Total, Supervising Architect of the Treasury	13,158,629.00	12,277,822.00	11,287,045.21
14. Miscellaneous nonadministrative expenses—			
1. Charges on bullion sold	20,000.00	20,000.00	65,000.00
2. Promoting education of the blind	50,000.00	50,000.00	50,000.00
Total, miscellaneous nonadministrative expenses	70,000.00	70,000.00	115,000.00
Total, current operations, Treasury Department	300,220,588.00	309,999,208.00	313,509,767.92

No. 2.—*Estimated expenditures, fiscal year 1927, compared with prior years—Continued*

DETAIL BY ORGANIZATION UNITS AND CHARACTER OF EXPENDITURES—Continued

Classification	Estimated, 1927	Estimated, 1926	Actual, 1925
1. ORDINARY EXPENDITURES—Continued.			
12. TREASURY DEPARTMENT—Continued.			
2. Public works—			
1. Existing projects—			
1. Customhouses, courthouses, post offices, etc.....	\$3, 000, 000. 00	\$3, 000, 000. 00	\$2, 489, 145. 39
2. Marine hospitals.....	750, 000. 00	400, 000. 00	266, 502. 52
3. Quarantine stations.....	250, 000. 00	100, 000. 00	97, 257. 51
4. Hospital facilities and construction.....		130, 000. 00	317, 438. 89
Total, public works, Treasury Department.....	4, 000, 000. 00	3, 630, 000. 00	3, 170, 344. 31
3. Special funds—			
1. Philippine Islands—Customs and internal revenue collections.....	847, 500. 00	3, 052, 500. 00	-----
2. Porto Rico—Internal revenue taxes collected in United States on articles produced in Porto Rico.....	5, 000. 00	5, 000. 00	117, 830. 70
3. National bank examiners—Salaries and expenses.....	2, 299, 000. 00	2, 250, 000. 00	2, 108, 028. 45
4. Additional income tax on railroads in Alaska.....	20, 000. 00	20, 000. 00	20, 398. 02
5. Federal Farm Loan Bureau.....	453, 000. 00	491, 920. 00	368, 832. 65
6. Miscellaneous special funds.....	³ 5, 100. 00	36, 800. 00	21, 277. 14
Total, special funds, Treasury Department.....	3, 619, 400. 00	5, 856, 220. 00	2, 636, 366. 96
4. Trust funds—			
1. Securities trust fund.....			³ 738, 511. 26
2. Outstanding liabilities.....	³ 1, 000, 000. 00	³ 1, 000, 000. 00	³ 593, 819. 58
Total, trust funds, Treasury Department.....	³ 1, 000, 000. 00	³ 1, 000, 000. 00	³ 1, 332, 330. 84
Deduct warrant distribution in excess of cash expenditures.....			317, 984, 148. 35
Total, Treasury Department.....	306, 839, 988. 00	318, 485, 428. 00	19, 425, 649. 15
			298, 558, 499. 20
13. WAR DEPARTMENT—			
1. Department proper—			
1. Current operations—			
1. Salaries and expenses.....	3, 780, 082. 00	3, 773, 297. 00	3, 870, 028. 08
2. Printing and binding.....	590, 000. 00	588, 000. 00	539, 896. 03
3. Administrative expenses, World War adjusted compensation act.....		825, 000. 00	2, 772, 007. 16
Total, department proper.....	4, 370, 082. 00	5, 186, 297. 00	7, 181, 931. 27
2. Military Establishment—			
1. Support of the Army—			
1. Current operations—			
1. Secretary of War.....	312, 410. 00	347, 247. 00	43, 986. 36
2. General Staff Corps.....	272, 975. 00	268, 477. 00	56, 463. 93
3. Adjutant General's Department.....	195, 359. 00	202, 313. 00	215, 240. 25
4. Finance Department—			
1. Pay of the Army.....	120, 814, 998. 00	121, 304, 067. 00	123, 389, 443. 75
2. Mileage of the Army.....	775, 000. 00	784, 000. 00	844, 601. 92
3. Pay of the Army deposit fund.....	900, 000. 00	900, 000. 00	1, 407, 490. 44
4. Army account of advances.....			³ 6, 546, 393. 82
5. Miscellaneous.....	1, 167, 500. 00	1, 443, 280. 00	1, 768, 271. 30
Total, Finance Department.....	123, 657, 498. 00	124, 431, 347. 00	120, 863, 413. 59
5. Quartermaster Corps—			
1. Subsistence of the Army.....	16, 109, 908. 00	12, 935, 000. 00	16, 235, 163. 36
2. Regular supplies of the Army.....	11, 622, 891. 00	12, 359, 530. 00	12, 292, 411. 79
3. Clothing and equipage.....	5, 097, 116. 00	5, 938, 784. 00	4, 229, 990. 66
4. Incidental expenses.....	3, 879, 600. 00	3, 924, 850. 00	4, 765, 259. 10
5. Army transportation.....	14, 366, 817. 00	15, 455, 709. 00	14, 507, 192. 99
6. Horses for Cavalry, Artillery, Engineers, etc.....	430, 915. 00	489, 875. 00	975, 763. 78
7. Maintenance of structures and utilities, and minor constructions.....	7, 116, 247. 00	8, 114, 593. 00	5, 407, 729. 15
8. Miscellaneous items.....			1, 529, 210. 99
Total, Quartermaster Corps.....	58, 623, 494. 00	59, 218, 341. 00	59, 942, 721. 82
6. Signal Corps (Signal Service of the Army).....	1, 895, 722. 00	1, 877, 658. 00	1, 900, 766. 32
7. Air Service, Army.....	14, 965, 000. 00	13, 845, 594. 00	11, 680, 954. 95
8. Medical Department.....	1, 255, 311. 00	1, 072, 290. 00	1, 015, 229. 41
9. Bureau of Insular Affairs.....	950. 00	950. 00	401. 50
10. Engineer Department.....	332, 540. 00	347, 963. 00	383, 658. 97

³ Deduct—excess of credits.

No. 2.—*Estimated expenditures, fiscal year 1927, compared with prior years—Continued*

DETAIL BY ORGANIZATION UNITS AND CHARACTER OF EXPENDITURES—Continued

Classification	Estimated, 1927	Estimated, 1926	Actual, 1925
1. ORDINARY EXPENDITURES—Continued.			
13. WAR DEPARTMENT—Continued.			
2. Military Establishment—Continued.			
1. Support of the Army—Continued.			
1. Current operations—Continued.			
11. Ordnance Department—			
1. Ordnance Service.....	\$1, 058, 300. 00	\$1, 143, 880. 00	\$1, 120, 600. 87
2. Ordnance stores, ammunition and supplies.....	3, 395, 035. 00	1, 089, 233. 00	985, 288. 40
3. Manufacture of arms, rifles, and tanks.....	925, 900. 00	768, 747. 00	802, 798. 39
4. Field Artillery armament.....	1, 633, 750. 00	1, 640, 020. 00	1, 421, 788. 18
5. Arsenal.....	606, 200. 00	653, 033. 00	796, 095. 54
6. Miscellaneous.....	268, 925. 00	298, 833. 00	3 444, 411. 29
Total, Ordnance Department.....	7, 888, 110. 00	5, 593, 746. 00	4, 682, 160. 09
12. Chemical Warfare Service.....	1, 197, 980. 00	875, 270. 00	694, 358. 00
13. Chief of Infantry.....	57, 776. 00	63, 281. 00	65, 494. 32
14. Chief of Cavalry.....	16, 872. 00	18, 461. 00	19, 044. 02
15. Chief of Field Artillery.....	20, 788. 00	22, 223. 00	27, 156. 94
16. Chief of Coast Artillery.....	24, 796. 00	27, 049. 00	29, 432. 18
17. Military Academy.....	2, 480, 173. 00	2, 526, 930. 00	2, 280, 046. 64
18. Training other than the Regular Army—			
1. National Guard.....	30, 694, 593. 00	30, 837, 647. 00	29, 246, 129. 53
2. Organized Reserves.....	3, 667, 800. 00	3, 601, 304. 00	6, 112, 120. 66
3. Citizens' military training.....	6, 509, 238. 00	6, 504, 546. 00	2, 548, 950. 94
4. National Board for Promotion of Rifle Practice.....	52, 200. 00	99, 960. 00	114, 627. 43
Total, training other than the Regular Army.....	40, 923, 831. 00	41, 043, 457. 00	38, 021, 828. 56
Total, current operations under support of the Army.....	254, 121, 585. 00	251, 782, 597. 00	241, 922, 357. 85
2. Public works—			
1. Military posts, buildings, acquisition of land, etc.....		2, 028, 000. 00	667, 255. 78
2. Fortifications—			
1. Public works—			
1. Signal Corps.....	165, 196. 00	166, 118. 00	223, 623. 59
2. Engineer Department.....	434, 860. 00	530, 334. 00	531, 645. 86
3. Ordnance Department.....	1, 214, 572. 00	1, 216, 865. 00	272, 427. 85
4. Coast Artillery Corps.....	129, 450. 00	161, 132. 00	198, 445. 85
5. Panama Canal.....	550, 610. 00	688, 963. 00	872, 689. 93
Total, fortifications.....	2, 494, 688. 00	2, 763, 412. 00	2, 098, 833. 08
Total, public works.....	2, 494, 688. 00	4, 791, 412. 00	2, 766, 088. 86
Total, Military Establishment.....	256, 616, 273. 00	256, 574, 009. 00	244, 688, 446. 71
3. Nonmilitary activities—			
1. Current operations—			
1. Finance Department.....	4, 200. 00	4, 200. 00	4, 200. 00
2. Quartermaster Corps (national cemeteries).....	774, 350. 00	666, 032. 00	1, 018, 044. 41
3. Signal Corps.....	153, 517. 00	147, 440. 00	978, 918. 20
4. Medical Department.....	77, 350. 00	49, 921. 00	42, 799. 87
5. Engineer Department—			
1. Public buildings and grounds.....	1, 495. 00	12, 800. 00	32, 441. 71
2. Miscellaneous civil works.....	14, 800. 00	14, 959. 00	18, 928. 42
Total, Engineer Department.....	16, 295. 00	27, 759. 00	51, 370. 13
6. Inland and coastwise waterways service.....		1, 500, 000. 00	1, 599, 906. 59
7. National military parks.....	196, 554. 00	168, 092. 00	216, 621. 62
8. Soldiers' homes—			
1. National Home for Disabled Volunteer Soldiers.....	8, 210, 900. 00	7, 429, 576. 00	7, 796, 163. 89
2. State homes for disabled volunteer soldiers.....		627, 200. 00	705, 852. 67
3. United States Soldiers' Home, Washington, D. C.—			
1. Interest account.....	118, 000. 00	120, 000. 00	124, 439. 85
2. Permanent fund.....	690, 000. 00	690, 000. 00	789, 268. 64
Total, United States Soldiers' Home, Wash- ington, D. C.....	808, 000. 00	810, 000. 00	913, 708. 49
Total, soldiers' homes.....	9, 018, 900. 00	8, 866, 776. 00	9, 415, 725. 05

* Deduct—excess of credits.

No. 2.—*Estimated expenditures, fiscal year 1927, compared with prior years—Continued*

DETAIL BY ORGANIZATION UNITS AND CHARACTER OF EXPENDITURES—Continued

Classification	Estimated, 1927	Estimated, 1926	Actual, 1925
1. ORDINARY EXPENDITURES—Continued.			
13. WAR DEPARTMENT—Continued.			
3. Nonmilitary activities—Continued.			
1. Current operations—Continued.			
9. Nonadministrative—War claims and relief acts.....			\$3, 008, 224. 18
10. Miscellaneous.....			36, 529. 42
Total, current operations, nonmilitary activities.....	\$10, 241, 166. 00	\$11, 430, 220. 00	16, 372, 339. 47
2. Public works—			
1. Engineer Department—			
1. Rivers and harbors.....	63, 551, 350. 00	69, 735, 003. 00	76, 612, 225. 08
2. Funds contributed for river and harbor improvements.....	2, 646, 940. 00	3, 339, 793. 00	2, 816, 817. 85
3. Roads in Alaska—			
1. Construction and maintenance of roads, bridges, and trails.....	600, 000. 00	800, 000. 00	769, 782. 72
2. Wagon roads, bridges, and trails, Alaska fund.....	125, 000. 00	125, 000. 00	150, 972. 91
3. Funds contributed for improvement of roads, bridges, and ferries.....	98, 709. 00	98, 709. 00	97, 736. 73
Total, public works, nonmilitary activities.....	67, 021, 999. 00	74, 098, 505. 00	80, 447, 535. 29
Total, nonmilitary activities.....	77, 263, 165. 00	85, 528, 725. 00	96, 819, 874. 76
4. Increase of compensation—			
1. War Department.....			216, 657. 62
2. Panama Canal.....			² 107. 36
Total, increase of compensation.....			216, 550. 26
Total, War Department, exclusive of Panama Canal (unadjusted).....	338, 249, 520. 00	347, 289, 031. 00	348, 906, 803. 00
5. Panama Canal—			
1. Current operations—			
1. Maintenance and operations.....	7, 318, 534. 00	8, 567, 601. 00	7, 421, 237. 45
2. Sanitation, Canal Zone.....	665, 000. 00	648, 813. 00	657, 836. 03
3. Civil government, Panama Canal Zone.....	980, 000. 00	996, 980. 00	971, 543. 61
Add cash expenditures in excess of warrant distribution.....			9, 050, 617. 09
Total, Panama Canal.....	8, 963, 534. 00	10, 213, 394. 00	42, 201. 60
Add cash expenditures in excess of warrant distribution.....			357, 999, 621. 69
Total, War Department, including Panama Canal.....	347, 213, 054. 00	357, 502, 425. 00	10, 270, 322. 89
368, 269, 944. 58			
14. DISTRICT OF COLUMBIA—			
1. General fund—			
1. General government.....	1, 755, 000. 00	1, 710, 448. 00	1, 692, 451. 60
2. Protection of life and property.....	5, 900, 000. 00	5, 900, 418. 00	5, 893, 962. 64
3. Health and sanitation.....	3, 000, 000. 00	3, 068, 380. 00	3, 025, 755. 17
4. Highways.....	2, 936, 000. 00	2, 199, 738. 00	2, 165, 568. 40
5. Charities and corrections.....	3, 983, 700. 00	3, 499, 917. 00	3, 505, 605. 49
6. Education.....	11, 977, 000. 00	11, 332, 841. 00	9, 550, 621. 09
7. Recreation.....	1, 950, 000. 00	1, 940, 066. 00	1, 806, 290. 77
8. Miscellaneous.....	340, 000. 00	334, 974. 00	329, 353. 41
Total, general fund.....	31, 841, 700. 00	29, 986, 782. 00	27, 969, 608. 57
2. Public service enterprises.....	2, 896, 500. 00	3, 730, 117. 00	2, 044, 295. 97
3. Interest and sinking fund.....			300, 000. 00
4. Trust and special funds.....	1, 573, 400. 00	2, 799, 549. 00	2, 399, 096. 03
Total, District of Columbia.....	36, 311, 600. 00	36, 516, 448. 00	32, 713, 000. 57
Unclassified items.....			347, 106. 72
Total, ordinary expenditures.....	1, 987, 890, 210. 00	2, 092, 704, 541. 00	2, 038, 638, 228. 78

² Deduct—excess of credits.

No. 2.—*Estimated expenditures, fiscal year 1927, compared with prior years—Continued*

DETAIL BY ORGANIZATION UNITS AND CHARACTER OF EXPENDITURES—Continued

Classification	Estimated, 1927	Estimated, 1926	Actual, 1925
2. REDUCTION IN PRINCIPAL OF THE PUBLIC DEBT, PAYABLE FROM ORDINARY RECEIPTS:			
1. Sinking fund—			
1. Third Liberty loan.....			\$18,374,000.00
2. Treasury notes.....			287,934,400.00
Total sinking fund.....	\$339,423,648.44	\$325,304,445.00	306,308,400.00
2. Purchase of Treasury notes from foreign repayments—			
1. Treasury notes.....			386,100.00
3. Foreign payments under debt settlement, principal and interest—			
1. Certificates of indebtedness.....			158,793,500.00
Total.....	175,159,750.00	174,124,150.00	158,793,500.00
4. Redemption of bonds and notes from estate taxes—			
1. Third Liberty loan.....			46,500.00
2. Fourth Liberty loan.....			1,050.00
Total redemption of bonds from estate taxes.....			47,550.00
5. Redemption of securities from Federal reserve banks and Federal intermediate credit banks, franchise-tax receipts—			
1. Treasury notes.....			152,200.00
2. Other debts items.....			641,959.88
Total redemptions from franchise-tax receipts.....	1,000,000.00	1,000,000.00	794,159.88
6. Retirements from gifts, forfeitures, and other miscellaneous receipts—			
1. First Liberty loan.....			5,100.00
2. Second Liberty loan.....			28,400.00
3. Third Liberty loan.....			127,700.00
4. Fourth Liberty loan.....			13,300.00
5. Victory Liberty loan notes.....			3,800.00
6. Treasury notes.....			30,000.00
7. Thrift stamps.....			103.95
Total retirements from gifts, forfeitures, etc.....			208,403.95
Total net reduction in principal of the public debt, payable from ordinary receipts.....	515,583,398.44	500,428,595.00	466,538,113.83
3. INTEREST ON THE PUBLIC DEBT:			
Interest on the public debt.....	795,000,000.00	820,000,000.00	881,806,662.36
4. INVESTMENT OF TRUST AND SPECIAL FUNDS:			
1. Government life insurance fund.....	44,212,000.00	38,250,000.00	31,991,713.82
2. Civil service retirement fund.....	8,211,000.00	8,965,000.00	9,745,622.04
3. District of Columbia teachers' retirement fund.....	250,000.00	245,000.00	258,006.70
4. Foreign service retirement fund.....	75,700.00	82,050.00	82,568.91
5. General railroad contingent fund.....	3,000,000.00	2,000,000.00	1,123,760.49
6. Adjusted service certificate fund.....	140,000,000.00	156,000,000.00	99,458,769.16
Total investment of trust and special funds.....	195,748,700.00	205,542,050.00	142,660,441.12
Total expenditures from ordinary receipts.....	3,494,222,308.44	3,618,675,186.00	3,529,643,446.09
SUMMARY, INCLUDING POSTAL SERVICE			
Legislative establishment.....	16,169,685.00	16,011,245.00	13,855,664.29
Executive Office and independent establishments.....	424,422,600.00	449,076,385.00	416,103,614.05
Department of Agriculture.....	151,133,552.00	162,901,222.00	164,644,283.54
Department of Commerce.....	30,227,500.00	29,427,640.00	25,782,961.39
Department of the Interior.....	267,806,057.00	293,867,508.00	302,395,123.60
Department of Justice.....	24,340,750.00	25,053,160.00	23,495,738.96
Department of Labor.....	8,583,454.00	8,355,599.00	9,677,841.30
Navy Department.....	333,691,000.00	342,305,000.00	344,603,085.27
Post Office Department (payable from the Treasury).....	24,778,816.00	37,067,449.00	23,136,956.73
State Department.....	16,372,154.00	16,135,032.00	15,054,408.58
Treasury Department.....	306,839,988.00	318,485,428.00	298,558,499.20
War Department.....	347,213,054.00	357,502,425.00	368,269,944.58
District of Columbia.....	36,311,600.00	36,516,448.00	32,713,000.57
Reduction in principal of the public debt, payable from ordinary receipts.....	515,583,398.44	500,428,595.00	466,538,113.83
Investment of trust funds.....	195,748,700.00	205,542,050.00	142,660,441.12
Interest on public debt.....	795,000,000.00	820,000,000.00	881,806,662.36
Net unclassified items.....			347,106.72
Total expenditures from ordinary receipts.....	3,494,222,308.44	3,618,675,186.00	3,529,643,446.09
Expenditures from postal revenues, exclusive of deficiency in postal revenues, which is included in expenditures from ordinary receipts.....	704,400,000.00	660,000,000.00	599,591,477.59
Total expenditures.....	4,198,622,308.44	4,278,675,186.00	4,129,234,923.68

BUDGET STATEMENT No. 3

Estimated receipts, exclusive of postal revenues, fiscal year 1927, compared with prior years

ORDINARY RECEIPTS DETAILED BY SOURCES AND ORGANIZATION UNITS

Source and organization unit	Estimated receipts		Actual receipts, 1925 (on basis of Treasury Daily Statement)
	1927	1926	
1. LEGISLATIVE—Public funds:			
1. Senate—			
1. Sales of miscellaneous Government property.....	\$1, 000. 00	\$1, 000. 00	\$968. 90
2. House of Representatives—			
1. Sales of miscellaneous Government property.....	1, 000. 00	1, 000. 00	980. 54
2. Gifts and contributions.....			3, 125. 00
Total, House of Representatives.....	1, 000. 00	1, 000. 00	4, 105. 54
3. Office of Architect of the Capitol—			
1. Sales of miscellaneous Government property.....	2, 650. 00	2, 540. 00	2, 244. 40
4. Government Printing Office—			
1. Sales of miscellaneous Government property.....	201, 000. 00	201, 000. 00	219, 559. 21
2. Deduction due civil service retirement fund.....			74. 62
Total, Government Printing Office.....	201, 000. 00	201, 000. 00	219, 633. 83
5. Library of Congress—			
1. Sales of miscellaneous Government property.....	1, 200. 00	1, 200. 00	1, 187. 56
2. Copyright fees.....	174, 000. 00	170, 000. 00	166, 381. 17
3. Sale of photoduplications.....	3, 000. 00	2, 900. 00	
4. Work done by Library of Congress.....			2, 824. 53
5. Sale of card indexes.....	155, 000. 00	147, 500. 00	139, 238. 21
6. Gifts and contributions.....			88, 050. 00
Total, Library of Congress.....	333, 200. 00	321, 600. 00	397, 681. 47
6. Miscellaneous.....			1, 220. 46
Total, Legislative public fund receipts.....	538, 850. 00	527, 140. 00	625, 854. 60
2. EXECUTIVE OFFICE AND INDEPENDENT ESTABLISHMENTS:			
1. Executive Office—			
1. Sales of miscellaneous Government property.....	20. 00	20. 00	17. 71
2. Deductions for civil service retirement and disability fund.....			51. 13
Total, Executive Office.....	20. 00	20. 00	68. 84
2. Shipping Board Emergency Fleet Corporation—			
1. Ship sales.....	5, 507, 542. 00	2, 586, 249. 00	
2. Other property sales.....	355, 000. 00	205, 000. 00	955. 00
3. Interest on construction loan fund securities.....	1, 722, 917. 00	1, 476, 731. 00	40, 067. 85
4. Payments on principal-construction loan fund securities.....	4, 819, 036. 00	4, 557, 444. 00	2, 938, 353. 88
5. Interest on other securities.....	110, 169. 00	120, 364. 00	
6. Payment on principal—other securities.....	984, 445. 00	9, 000. 00	
7. Repayment on principal—loans.....	807, 500. 00	342, 500. 00	
8. Receipts from operation to be deposited for disbursement.....	2, 750, 000. 00	3, 000, 000. 00	802, 440. 71
Total, Shipping Board Emergency Fleet Corporation.....	17, 056, 609. 00	12, 297, 288. 00	3, 781, 817. 44
3. Railroads—			
1. Interstate Commerce Commission—			
1. Interest on loans to carriers.....	9, 980, 000. 00	10, 000, 000. 00	10, 877, 234. 56
2. Repayment of loans to carriers.....	1, 200, 000. 00	37, 000, 000. 00	14, 236, 170. 87
3. General railroad contingent fund.....	3, 000, 000. 00	2, 000, 000. 00	1, 137, 872. 54
Total under Interstate Commerce Commission.....	14, 180, 000. 00	49, 000, 000. 00	26, 251, 277. 97
2. Railroad Administration—			
1. Interest on obligations of carriers.....	6, 588, 372. 00	6, 674, 425. 00	11, 937, 230. 65
2. Repayment of principal on obligations of carriers.....	33, 600. 00	2, 333, 600. 00	72, 538, 011. 67
3. Sales of carriers' obligations.....		968, 898. 00	34, 357, 500. 00
4. Miscellaneous collections (appropriated funds).....		309, 468. 00	
5. Sales of Government property.....			318. 60
Total, Railroad Administration.....	6, 621, 972. 00	10, 286, 391. 00	118, 833, 060. 92
Total, railroads.....	20, 801, 972. 00	59, 286, 391. 00	145, 084, 338. 89

No. 3.—*Estimated receipts, exclusive of postal revenues, fiscal year 1927, compared with prior years*—Continued

ORDINARY RECEIPTS DETAILED BY SOURCES AND ORGANIZATION UNITS—Continued

Source and organization unit	Estimated receipts		Actual receipts, 1925 (on basis of Treasury Daily Statement)
	1927	1926	
2. EXECUTIVE OFFICE AND INDEPENDENT ESTABLISHMENTS—Continued.			
4. United States Veterans' Bureau—			
1. Premiums on converted insurance.....	\$45,712,000.00	\$40,500,000.00	\$38,644,010.63
2. Interest on investment of Government life insurance funds.....	8,500,000.00	7,250,000.00	5,425,905.37
3. Sales of Government property, etc.....	2,150,000.00	1,705,000.00	1,727,733.09
4. Premiums on term insurance.....		10,500,000.00	13,475,001.02
Total, United States Veterans' Bureau.....	56,362,000.00	59,955,000.00	59,272,650.11
5. All other—			
1. Alien Property Custodian—refund of transportation.....			14.95
2. Civil Service Commission—sales of Government property.....	100.00		138.92
3. Federal Board for Vocational Education—			
1. Interest, premium, and discount—interest on public deposits.....	36,000.00	38,000.00	47,722.89
2. Sales of Government property.....	25.00	25.00	25.78
Total, Federal Board for Vocational Education.....	36,025.00	38,025.00	47,748.67
4. Federal Power Commission—			
1. Fees, fines, penalties, etc.—licenses.....	290,000.00	242,300.00	129,490.68
2. Miscellaneous.....	100.00	100.00	
Total, Federal Power Commission.....	290,100.00	242,400.00	129,490.68
5. Federal Reserve Board—			
1. Fees, fines, penalties, etc.—taxes account deficiencies in reserve against deposits.....			10.01
2. Assessments on Federal reserve banks for salaries and expenses Federal Reserve Board.....	2,500,000.00	2,500,000.00	1,876,864.65
3. Sales of Government property.....			150.00
Total, Federal Reserve Board.....	2,500,000.00	2,500,000.00	1,877,024.66
6. Federal Trade Commission—			
1. Reimbursement—Government property lost or damaged.....			12.24
7. General Accounting Office—			
1. Sales of Government property—office material.....	3,750.00	3,500.00	2,391.98
8. Housing Corporation—			
1. Interest, premium, discount, etc.—interest on loans.....	379,300.00	475,000.00	785,000.03
2. Sales of Government property—disposal of properties.....	1,466,000.00	1,300,000.00	2,512,949.40
3. Revenue-producing enterprises—operation of properties.....	607,700.00	610,700.00	539,114.17
4. Repayments—loans (principal).....	524,500.00	623,000.00	1,614,391.10
Total, Housing Corporation.....	2,977,500.00	3,008,700.00	5,451,454.70
9. Interstate Commerce Commission—			
1. Sales of Government property.....	100.00	100.00	
2. Fees, fines, penalties, etc.—certifying railroad tariffs, etc.....	7,000.00	7,000.00	7,132.02
3. Reimbursements—			
1. Sale of printed forms.....	10,000.00	10,000.00	11,494.10
2. Reimbursement for Government property lost.....			40.50
Total, Interstate Commerce Commission.....	17,100.00	17,100.00	18,666.62
10. Public Buildings and Public Parks of the National Capital—			
1. Sales of Government property.....	28,000.00	28,000.00	28,289.95
2. Reimbursement for Government property lost.....			23.40
Total, Public Buildings and Public Parks of the National Capital.....	28,000.00	28,000.00	28,313.35
11. Smithsonian Institution—			
1. Sales of Government property—office material.....	184.00	184.00	184.96
12. Miscellaneous.....			306,065.20
Total, all other.....	5,852,759.00	5,837,909.00	7,861,506.93
Total, independent offices—public fund receipts.....	100,073,340.00	137,376,588.00	216,000,313.37
Total, Executive Office and independent establishments.....	100,073,360.00	137,376,608.00	216,000,382.21

No. 3.—*Estimated receipts, exclusive of postal revenues, fiscal year 1927, compared with prior years—Continued*

ORDINARY RECEIPTS DETAILED BY SOURCES AND ORGANIZATION UNITS—Continued

Source and organization unit	Estimated receipts		Actual receipts, 1925 (on basis of Treasury Daily Statement)
	1927	1926	
3. DEPARTMENT OF AGRICULTURE:			
1. Sales of Government property—			
1. Surplus war material.....		\$110,000.00	\$101,374.78
2. Miscellaneous Government property.....	\$30,000.00	30,000.00	114,460.21
Total sales of Government property.....	30,000.00	140,000.00	215,834.99
2. Public-domain receipts—			
1. Forest reserve fund.....	6,882,500.00	5,182,565.00	5,101,497.95
3. Revenue-producing enterprises—			
1. United States telegraph lines.....	9,670.00	9,670.00	9,515.49
2. Center Market, Washington, D. C.....	249,450.00	249,450.00	249,858.66
3. Sales of agricultural products.....	74,000.00	72,000.00	5,517.64
4. Sales of furs and skins.....	20,000.00	20,000.00	
Total revenue-producing enterprises.....	353,120.00	351,120.00	264,891.79
4. Gifts and contributions, Forest Service cooperative fund.....	1,800,000.00	1,800,000.00	2,104,219.23
5. Fees under United States warehouse act and game licenses, Alaska.....	29,475.00	19,475.00	7,383.00
6. Reimbursements—			
1. Work performed by Agricultural Department for individuals, corporations, and others.....	16,440.00	6,480.00	7,474.04
2. Inspection of food products.....	176,325.00	176,325.00	177,864.48
3. Cost of appeals under grain standards act.....	48,650.00	48,650.00	49,790.21
4. Reimbursement for Government property lost or damaged.....	1,713.00	1,918.00	1,717.63
5. Fumigation of cars and wagons on Mexican border.....	75,000.00	75,000.00	73,961.50
6. Collections under cotton standards act.....	73,240.00	63,240.00	72,295.39
Total reimbursements.....	391,368.00	371,613.00	383,103.25
7. Miscellaneous—			
1. Rent of public buildings, grounds, etc.....	2,130.00	2,130.00	2,510.00
2. Interest on farmers' seed grain loans.....	2,000.00	5,000.00	28,000.00
3. Deductions due civil service retirement fund.....	2,427.00	2,427.00	2,309.88
4. Other.....			43,970.50
Total miscellaneous.....	6,557.00	9,557.00	76,790.38
Total, Department of Agriculture, public-fund receipts.....	9,493,020.00	7,874,330.00	8,153,720.59
4. DEPARTMENT OF COMMERCE—Public funds:			
1. Interest, premium, and discount—			
1. Interest on debts due United States by individuals.....			550.45
2. Gain by exchange.....			3.79
Total interest, premium, and discount.....			554.24
2. Sales of Government property—Miscellaneous.....	53,000.00	53,000.00	132,188.84
3. Reimbursement for Government property lost or damaged.....	3,000.00	3,000.00	6,603.38
4. Work done by Department of Commerce.....			4,245.54
5. Fees, fines, penalties, etc.—			
1. Testing fees, Bureau of Standards.....	53,000.00	44,000.00	98,583.47
2. Commerce collections.....	260,200.00	260,200.00	314,098.50
3. Fees on letters patent.....	3,724,270.00	3,385,700.00	1,755,349.21
4. Other.....			3,115.80
Total fees, fines, penalties, etc.....	4,037,470.00	3,689,900.00	1,171,146.98
6. Miscellaneous—			
1. Rent of public buildings, grounds, etc.....	8,000.00	8,000.00	6,595.95
2. Sale of sealskins.....	182,000.00	175,000.00	208,157.42
3. Sale of fox skins.....	72,000.00	40,000.00	128,045.06
4. Sale of charts and publications.....	50,000.00	50,000.00	51,205.22
5. Other.....	800.00	800.00	11,589.76
Total, miscellaneous.....	312,800.00	273,800.00	405,593.41
Total, Department of Commerce, public-fund receipts.....	4,406,270.00	4,019,700.00	1,720,332.39

¹ The Patent Office was transferred to Department of Commerce Apr. 1, 1925. The patent fees for the first nine months of the fiscal year 1925 are shown under the Interior Department.

No. 3.—*Estimated receipts, exclusive of postal revenues, fiscal year 1927, compared with prior years—Continued*

ORDINARY RECEIPTS DETAILED BY SOURCES AND ORGANIZATION UNITS—Continued

Source and organization unit	Estimated receipts		Actual receipts, 1925 (on basis of Treasury Daily Statement)
	1927	1926	
5. INTERIOR DEPARTMENT:			
1. Public funds—			
1. Sales of Government property—			
1. Sales to Indians.....	\$100,000.00	\$100,000.00	\$90,715.01
2. Sales of publications, Geological Survey.....	48,000.00	48,000.00	41,557.59
3. Miscellaneous Government property.....	27,840.00	27,840.00	31,559.03
Total sales of Government property.....	175,840.00	175,840.00	163,831.63
2. Public domain receipts—			
1. Sale of public lands.....	500,000.00	500,000.00	623,533.84
2. Depredations on public lands.....	25,000.00	25,000.00	1,565.76
3. Deposits by individuals for surveying public lands.....	50,000.00	50,000.00	29,158.65
4. Proceeds of town sites.....	7,000.00	8,000.00	-----
5. Sale of land, timber, etc. (Coos Bay and Oregon and California land-grant fund).....	1,000,000.00	1,000,000.00	872,277.46
6. Revenues of national parks and monuments.....	974,000.00	736,100.00	699,364.72
7. Receipts under mineral oil leasing acts.....	10,000,000.00	10,000,000.00	9,192,160.14
8. Royalties on coal mined and royalties and rentals on potash deposits.....	10,000.00	10,000.00	8,292.69
9. Sale of miscellaneous land and timber.....	25,000.00	25,000.00	38,295.28
Total public domain receipts.....	12,591,000.00	12,354,100.00	11,464,648.54
3. Fees, fines, penalties, etc.—			
1. Fees on letters patent.....	(2)	(2)	2,207,304.08
2. Miscellaneous fees, etc., Interior Department.....	575,050.00	575,100.00	737,963.84
Total fees, fines, penalties, etc.....	575,050.00	575,100.00	2,945,267.92
4. Gifts and contributions.....			345.00
5. Repayments of investments (principal): Return of advances made to reclamation fund.....	1,000,000.00	1,000,000.00	1,000,000.00
6. Collections, Bureau of Reclamation.....	8,500,000.00	8,000,000.00	6,359,899.79
7. Assessments—			
1. Construction charges.....	20,000.00	20,000.00	16,973.63
2. Drainage assessments.....	1,000.00	1,000.00	693.64
Total assessments.....	21,000.00	21,000.00	17,667.27
8. Reimbursements—			
1. Costs collected from estates of deceased Indians.....	75,000.00	75,000.00	68,111.19
2. Reimbursement account appropriations made for Indian tribes.....	100,000.00	100,000.00	444.08
3. Surveying railroad and private land claims.....	30,000.00	40,000.00	14,295.08
4. Reimbursement for Government property lost or damaged.....	500.00	500.00	417.10
5. Miscellaneous.....	400.00	400.00	1,921.52
Total reimbursements.....	205,900.00	215,900.00	85,188.97
9. Miscellaneous—			
1. Rent of public buildings, etc.....	18,413.00	18,413.00	11,412.77
2. Alaska, licenses and sales receipts.....	49,500.00	49,500.00	-----
3. Other.....	3,160.00	3,160.00	-----
4. Unclaimed funds of patients, St. Elizabeths Hospital and Freedmen's Hospital.....	1,016.00	318.00	1,400.57
5. Miscellaneous collections.....	-----	-----	37,687.62
Total miscellaneous.....	72,089.00	71,391.00	50,500.96
Total public fund receipts.....	23,140,879.00	22,413,331.00	22,087,350.08
2. Trust funds—			
1. Indian moneys—			
1. Indian money, proceeds of labor.....	2,066,000.00	2,000,000.00	30,670,134.64
2. Proceeds of sales of Indian lands, timber, etc.....	19,160,000.00	19,400,000.00	1,422,547.56
3. Miscellaneous Indian moneys.....	30,000.00	30,000.00	53,216.50
Total Indian moneys.....	21,256,000.00	21,430,000.00	32,145,898.70
2. Civil-service retirement and disability funds—earnings.....	2,477,500.00	2,263,000.00	2,109,882.71
3. Personal funds of patients, St. Elizabeths Hospital.....	215,000.00	210,000.00	200,554.41
4. Pension moneys, St. Elizabeths Hospital.....	63,000.00	65,000.00	68,032.06
5. Surveys within railroad land grants.....	5,000.00	5,000.00	-----
6. Outstanding liabilities: Lands.....	1,000.00	1,000.00	10,006.32
7. Unearned moneys: Lands.....	500.00	500.00	160.47
Total trust fund receipts.....	24,018,000.00	23,974,500.00	34,534,534.67
Total, Interior Department.....	47,158,879.00	46,387,831.00	56,621,884.75

* Shown under the Department of Commerce for 1927 and 1928

No. 3.—*Estimated receipts, exclusive of postal revenues, fiscal year 1927, compared with prior years—Continued*

ORDINARY RECEIPTS DETAILED BY SOURCES AND ORGANIZATION UNITS—Continued

Source and organization unit	Estimated receipts		Actual receipts, 1925 (on basis of Treasury Daily Statement)
	1927	1926	
6. DEPARTMENT OF JUSTICE—Public funds:			
1. Interest, premium, and discount—interest on public deposits	\$1, 500. 00	\$1, 500. 00	\$1, 215. 15
2. Sale of Government property—			
1. Office material			196. 90
2. Miscellaneous Government property	1, 000. 00	1, 000. 00	4, 801. 70
Total, sale of Government property	1, 000. 00	1, 000. 00	4, 998. 60
3. Reimbursements for Government property lost or damaged	2, 500. 00	2, 500. 00	2, 520. 73
4. Revenue-producing enterprises—			
1. Operating textile mill, Atlanta, Ga.	100, 000. 00	100, 000. 00	
2. Shoe factory, Leavenworth, Kans.	50, 000. 00	20, 000. 00	
5. Reimbursement for printing record	1, 500. 00	1, 500. 00	1, 360. 07
6. Miscellaneous items	100. 00	100. 00	11, 870. 62
Total, Department of Justice, public-fund receipts	156, 600. 00	126, 600. 00	21, 965. 17
7. JUDICIAL—Public funds:			
1. Sale of Government property—miscellaneous	5, 000. 00	5, 000. 00	4, 680. 94
2. Fees, fines, penalties, etc.—			
1. Judicial fees and costs	225, 000. 00	225, 000. 00	188, 230. 55
2. Judicial emolument fees	1, 400, 000. 00	1, 400, 000. 00	1, 269, 037. 19
3. Judicial fines, penalties, and forfeitures	¹ 1, 500, 000. 00	¹ 1, 500, 000. 00	1, 379, 868. 19
4. Fees collected outside incorporated towns, Alaska—Alaska fund	150, 000. 00	150, 000. 00	206, 303. 36
5. Collections under national prohibition act	5, 000, 000. 00	5, 000, 000. 00	5, 312, 338. 38
6. Miscellaneous	5, 000. 00	5, 000. 00	1, 187. 85
Total fees, fines, penalties, etc.	8, 280, 000. 00	8, 280, 000. 00	8, 356, 965. 52
3. Miscellaneous—			
1. Unclaimed moneys remaining in registry of courts 5 years or longer	75, 000. 00	75, 000. 00	70, 043. 71
2. Unclaimed wages of seamen remaining in registry of courts for 6 years or longer	50, 000. 00	50, 000. 00	53, 402. 27
Total, miscellaneous	125, 000. 00	125, 000. 00	123, 445. 98
4. Trust fund—			
1. Deductions for civil service retirement and disability fund			965. 52
Total judicial, public-fund receipts	8, 410, 000. 00	8, 410, 000. 00	8, 486, 061. 96
Total under Department of Justice ⁴	8, 566, 600. 00	8, 536, 600. 00	8, 508, 027. 13
8. DEPARTMENT OF LABOR—Public funds:			
1. Interest on public deposits			2, 160. 83
2. Sales of Government property—Miscellaneous	1, 000. 00	1, 000. 00	2, 261. 23
3. Fees, fines, penalties, etc.—			
1. Naturalization fees	650, 000. 00	650, 000. 00	993, 783. 50
2. Collections, Department of Labor	400, 000. 00	400, 000. 00	584, 118. 92
3. Forfeitures, bonds of aliens	100, 000. 00	100, 000. 00	118, 463. 78
4. Immigration head tax, privileges, fines, etc.	3, 150, 000. 00	3, 155, 000. 00	3, 207, 928. 32
5. Immigration permits	250, 000. 00	250, 000. 00	96, 639. 12
6. Return passage money	45, 000. 00	45, 000. 00	43, 566. 62
7. Other			64, 334. 62
Total fees, fines, penalties, etc.	4, 595, 000. 00	4, 600, 000. 00	5, 108, 834. 88
4. Reimbursement for Government property lost or damaged			37. 02
5. Miscellaneous—			
1. Receipts from telephone service	250. 00	250. 00	
2. Rent of public buildings			900. 00
3. Care of aliens, Ellis Island Hospital	150, 000. 00	180, 000. 00	161, 880. 00
4. Other	4, 000. 00	4, 000. 00	285. 41
Total miscellaneous	154, 250. 00	184, 250. 00	163, 065. 41
Total public-fund receipts, Department of Labor	4, 750, 250. 00	4, 785, 250. 00	5, 276, 359. 37

¹ Exclusive of collections by Department of Justice carried in receipts of other Government departments.⁴ See note under War Department receipts for "Money received in settlement of claims" by the Department of Justice in war fraud matters.

No. 3.—*Estimated receipts, exclusive of postal revenues, fiscal year 1927, compared with prior years—Continued*

ORDINARY RECEIPTS DETAILED BY SOURCES AND ORGANIZATION UNITS—Continued

Source and organization unit	Estimated receipts		Actual receipts, 1925 (on basis of Treasury Daily Statement)
	1927	1926	
9. NAVY DEPARTMENT:			
1. Public funds—			
1. Interest, premium, and discount—			
1. Interest on public deposits and daily balances.....	\$1, 000. 00	\$1, 000. 00	\$4, 421. 10
2. Gain by exchange.....			99, 391. 60
3. Interest on debts due United States from individuals and corporations.....	35, 000. 00	40, 000. 00	490. 97
4. Interest on advance payments to contractors.....			61, 551. 10
Total interest, premium, and discount.....	36, 000. 00	41, 000. 00	165, 854. 77
2. Sales of Government property—			
1. Naval vessels.....		100, 000. 00	
2. War supplies.....		300, 000. 00	1, 594, 944. 27
3. Miscellaneous, condemned materials, etc.....	600, 000. 00	600, 000. 00	2, 217, 243. 33
Total sales of Government property.....	600, 000. 00	1, 000, 000. 00	3, 812, 187. 60
3. Revenue-producing enterprises—			
1. United States Navy Radio Service.....	150, 000. 00	200, 000. 00	250, 000. 00
2. United States Hydrographic Office, sale of charts.....	30, 000. 00	30, 000. 00	24, 100. 53
3. Profits from sale of ships' stores.....	340, 000. 00	340, 000. 00	577, 498. 09
Total revenue-producing enterprises.....	520, 000. 00	570, 000. 00	851, 598. 62
4. Fees, fines, penalties, etc., Navy fines and forfeitures.....	850, 000. 00	850, 000. 00	1, 419, 046. 77
5. Assessments and reimbursements—			
1. Reimbursements, work performed by Navy Department.....	200, 000. 00	200, 000. 00	218, 537. 92
2. Reimbursement for Government property lost or damaged.....	55, 000. 00	55, 000. 00	59, 802. 18
3. Reimbursement by Kittery water district.....	10, 000. 00	10, 000. 00	26, 393. 68
4. Miscellaneous.....	10, 000. 00	10, 000. 00	180, 110. 63
Total assessments and reimbursements.....	275, 000. 00	275, 000. 00	484, 844. 41
6. Miscellaneous—			
1. Rent of public buildings, grounds, etc.....	100, 000. 00	100, 000. 00	211, 939. 44
2. Purchase of discharges, Navy and Marine Corps.....	2, 000. 00	2, 000. 00	2, 078. 68
3. Naval hospital fund.....	370, 000. 00	370, 000. 00	816, 342. 57
4. Clothing and small-stores fund.....	4, 700, 000. 00	6, 200, 000. 00	8, 192, 201. 63
5. Collections credited to general account of advances.....			7, 730, 356. 21
6. Other.....	10, 000. 00	10, 000. 00	32, 858. 48
Total miscellaneous.....	5, 182, 000. 00	6, 682, 000. 00	16, 985, 777. 01
Total public-fund receipts.....	7, 463, 000. 00	9, 418, 000. 00	23, 719, 309. 18
2. Trust funds—			
1. Pay of Marine Corps, deposit fund.....	400, 000. 00	400, 000. 00	403, 813. 00
2. Pay of Navy, deposit fund.....	50, 000. 00	50, 000. 00	77, 812. 16
3. Navy pension fund, principal.....	3, 200. 00	3, 200. 00	6, 746. 72
Total trust-fund receipts.....	453, 200. 00	453, 200. 00	488, 371. 88
Total, Navy Department.....	7, 916, 200. 00	9, 871, 200. 00	24, 207, 681. 06
10. STATE DEPARTMENT:			
1. Public funds—			
1. Interest, premium, and discount—			
1. Interest on public deposits.....	4, 000. 00	4, 000. 00	4, 154. 13
2. Interest on debts due United States from individuals.....			1, 294. 68
3. Gain by exchange.....	16, 000. 00	16, 000. 00	15, 316. 87
Total interest, premium, and discount.....	20, 000. 00	20, 000. 00	20, 765. 68
2. Sales of Government property—			
1. Office material.....	1, 000. 00	1, 000. 00	847. 20
2. Miscellaneous Government property.....	5, 000. 00	5, 000. 00	10, 086. 69
Total sales of Government property.....	6, 000. 00	6, 000. 00	10, 933. 89
3. Fees, fines, penalties, etc.—			
1. Consular fees.....	6, 493, 000. 00	6, 500, 000. 00	6, 053, 452. 80
2. Passport fees.....	1, 420, 000. 00	1, 420, 000. 00	1, 394, 802. 73
3. Miscellaneous fees and penalties.....	2, 000. 00	2, 000. 00	1, 864. 02
Total fees, fines, penalties, etc.....	7, 915, 000. 00	7, 922, 000. 00	7, 450, 119. 55

No. 3.—*Estimated receipts, exclusive of postal revenues, fiscal year 1927, compared with prior years—Continued*

ORDINARY RECEIPTS DETAILED BY SOURCES AND ORGANIZATION UNITS—Continued

Source and organization unit	Estimated receipts		Actual receipts, 1925 (on basis of Treasury Daily Statement)
	1927	1926	
10. STATE DEPARTMENT—Continued.			
1. Public funds—Continued.			
4. Reimbursements—			
1. Cost of extradition cases	\$4,500.00	\$4,500.00	\$4,578.06
2. Relief moneys furnished American citizens and prisoners of war	1,000.00	1,000.00	1,461.29
3. German Government's share of expenses, Mixed Claims Commission	15,544.00	15,544.00	8,270.18
4. Reimbursement by Persian Government			110,000.00
5. Miscellaneous	250.00	250.00	
Total reimbursements	21,294.00	21,294.00	124,309.53
5. Miscellaneous—			
1. Funds contributed as quota to Pan American Union	126,439.00	126,439.00	92,551.74
2. Other			319,638.32
Total miscellaneous	126,439.00	126,439.00	412,190.06
Total public-fund receipts	8,088,733.00	8,095,733.00	8,018,318.71
2. Trust funds—			
1. Claims of individuals	19,400.00	19,400.00	109,630.54
2. Wages due seamen			485.72
3. Estates of decedents	600.00	600.00	1,347.30
4. Service credits and interest on investments, Foreign Service retirement and disability fund			3,938.39
5. Persian indemnity to Katherine G. Imbrie			60,000.00
Total trust-fund receipts	20,000.00	20,000.00	175,401.95
Total, State Department	8,108,733.00	8,115,733.00	8,193,720.66
11. TREASURY DEPARTMENT:			
A. Internal revenue—			
1. Income and profits taxes	1,880,000,000.00	1,880,000,000.00	1,760,537,823.68
2. Miscellaneous internal revenue	874,000,000.00	864,000,000.00	828,638,067.90
Total internal-revenue receipts	2,754,000,000.00	2,744,000,000.00	2,589,175,891.58
B. Customs	\$551,750,000.00	\$556,750,000.00	547,561,226.11
C. Miscellaneous receipts—			
1. Public funds—			
1. Interest on loans to foreign governments held by the United States—			
1. Russia	275.00	33,500.00	6,825.60
2. Belgium			729,096.55
Total interest on loans to foreign governments	275.00	33,500.00	735,922.15
2. Interest on obligations of foreign governments on account of sales of war supplies—			
1. Belgium		17,235.00	1,376,730.50
2. France	20,367,057.00	20,367,057.00	20,367,057.25
3. Nicaragua	8,800.00	17,700.00	5,378.75
4. Lithuania			1,138.99
5. Poland			5,025.99
6. Latvia		4,563.00	
Total interest on obligations of foreign govern- ments on account of sales of war supplies	20,375,857.00	20,406,555.00	21,755,331.48
3. Interest on obligations of foreign governments on account of relief, American Relief Administration, Lithuania			407.98

* Includes \$1,750,000 tonnage tax estimated by Department of Commerce for 1927 and 1926.

No. 3.—*Estimated receipts, exclusive of postal revenues, fiscal year 1927, compared with prior years—Continued*

ORDINARY RECEIPTS DETAILED BY SOURCES AND ORGANIZATION UNITS—Continued

Source and organization unit	Estimated receipts		Actual receipts, 1925 (on basis of Treasury Daily Statement)
	1927	1926	
11. TREASURY DEPARTMENT—Continued.			
C. Miscellaneous receipts—Continued.			
1. Public funds—Continued.			
4. Interest on funded obligations of foreign governments on account of—			
1. Great Britain.....	\$135,525,000.00	\$136,260,000.00	\$136,965,000.00
2. Finland.....	265,155.00	266,595.00	267,975.00
3. Hungary.....	58,733.00	59,036.00	29,666.33
4. Lithuania.....	180,450.00	181,360.00	135,675.00
5. Poland.....	1,750,000.00	1,250,000.00	500,000.00
6. Belgium.....	2,000,000.00	1,840,000.00	-----
7. Czechoslovakia.....	3,000,000.00	3,000,000.00	-----
8. Latvia.....	65,000.00	30,000.00	-----
9. Esthonia.....	125,000.00	50,000.00	-----
Total interest on funded obligations of foreign governments.....	142,969,338.00	142,936,991.00	137,898,316.33
5. Other interest, premium, and discount—			
1. Interest on farm loan bonds.....	2,317,500.00	3,442,500.00	4,443,624.56
2. Interest on public deposits.....	4,275,000.00	4,470,000.00	4,446,223.03
3. Interest repaid by central branch Union Pacific R. R.....	15,400.00	15,400.00	21,188.78
4. Interest on temporary investments.....	-----	-----	272,005.90
5. Gain by exchange.....	-----	-----	404,917.64
6. Miscellaneous items.....	-----	-----	35,304.29
Total other interest, premium, and discount.....	6,607,900.00	7,927,900.00	9,623,264.20
6. Sales of Government property—			
1. Office material.....	60,000.00	75,000.00	41,092.44
2. Land and buildings.....	-----	-----	600,575.00
3. Miscellaneous Government property.....	254,472.00	249,872.00	525,891.46
4. Other.....	-----	-----	29,638.44
Total sales of Government property.....	314,472.00	324,872.00	1,197,197.34
7. Fees, fines, penalties, etc.—			
1. Tax on circulation of Federal reserve and national banks.....	3,510,495.00	3,357,947.00	4,061,574.78
2. Franchise tax: Surplus earnings of Federal reserve and Federal intermediate credit banks.....	1,000,000.00	1,000,000.00	641,959.88
3. Fines for violation of national banking laws.....	-----	-----	100.00
4. Fees, fines, etc., Customs Service.....	1,450,000.00	1,300,000.00	1,275,826.61
5. Collections under national prohibition act.....	-----	-----	47,334.51
6. Miscellaneous.....	-----	-----	4,120.92
Total fees, fines, penalties, etc.....	5,960,495.00	5,657,947.00	6,030,916.70
8. Repayments of investments (principal)—			
1. Repayments of unfunded loans (principal) to foreign governments, etc. (act of Sept. 24, 1917)—			
1. France.....	-----	-----	4,660.51
2. Italy.....	-----	-----	127,852.20
Total repayments of unfunded loans (prin- cipal) to foreign governments.....	-----	-----	132,512.71
2. Payment of obligations of foreign governments for sales of surplus war supplies—			
1. Nicaragua.....	36,090.00	70,000.00	30,513.86
3. Principal payments on funded obligations of foreign governments—			
1. Loans, Great Britain and Ireland.....	25,000,000.00	24,000,000.00	23,000,000.00
2. Finland.....	49,000.00	47,000.00	45,000.00
3. Belgium.....	2,100,000.00	2,100,000.00	-----
4. Hungary.....	10,230.00	10,018.00	9,672.50
5. Italy.....	5,000,000.00	5,000,000.00	-----
6. Lithuania.....	31,240.00	30,225.00	30,000.00
Total principal payments on funded obliga- tions of foreign governments.....	32,190,470.00	31,187,243.00	23,084,672.50
4. Sale of farm loan bonds.....	25,000,000.00	55,000,000.00	13,000,000.00
5. Liquidation of capital stock of Federal land banks.....	250,000.00	300,000.00	472,455.00
Total repayments of investments (principal).....	57,476,560.00	86,557,243.00	36,720,154.07

* Now included in internal revenue.

No. 3.—*Estimated receipts, exclusive of postal revenues, fiscal year 1927, compared with prior years—Continued*

ORDINARY RECEIPTS DETAILED BY SOURCES AND ORGANIZATION UNITS—Continued

Source and organization unit	Estimated receipts		Actual receipts, 1925 (on basis of Treasury Daily Statement)
	1927	1926	
11. TREASURY DEPARTMENT—Continued.			
C. Miscellaneous receipts—Continued.			
1. Public funds—Continued.			
9. Assessments—			
1. Salaries and expenses, national-bank examiners.....	\$2, 300, 000. 00	\$2, 250, 000. 00	\$2, 436, 831. 34
2. Salaries and expenses, Federal Farm Loan Bureau.....	516, 300. 00	491, 920. 00	390, 659. 16
Total assessments.....	2, 816, 300. 00	2, 741, 920. 00	2, 827, 490. 50
10. Reimbursements—			
1. Expenses of national currency.....	558, 084. 00	606, 765. 00	721, 797. 52
2. Fumigating and disinfecting vessels.....	600, 000. 00	600, 000. 00	633, 703. 75
3. Money recovered in narcotic and prohibition cases.....	10, 000. 00	10, 000. 00	5, 754. 20
4. Expenses of international service of ice observation and patrol.....	125, 000. 00	125, 000. 00	111, 538. 72
5. Expenses of farm loan bonds and credit bank securities.....	74, 600. 00	85, 000. 00	-----
6. Care of immigrants, Ellis Island.....	(⁷)	(⁷)	107, 194. 23
7. Care of seamen.....	65, 000. 00	65, 000. 00	66, 931. 48
8. Reimbursement for Government property lost or dam- aged.....	-----	-----	2, 273. 66
9. Other.....	1, 860. 00	1, 860. 00	2, 613. 05
Total reimbursements.....	1, 434, 544. 00	1, 493, 625. 00	1, 651, 806. 61
11. Miscellaneous—			
1. Profits on coinage, bullion deposits, etc.....	7, 400, 000. 00	8, 450, 000. 00	8, 715, 150. 82
2. Rent of public buildings, grounds, etc.....	75, 900. 00	75, 900. 00	89, 614. 09
3. Revenue-producing enterprises.....	-----	-----	763. 81
4. Gifts and contributions.....	-----	-----	169, 039. 20
5. Other receipts.....	42, 600. 00	45, 600. 00	63, 628. 50
Total miscellaneous.....	7, 518, 500. 00	8, 571, 500. 00	9, 038, 196. 42
Total public fund receipts.....	245, 474, 241. 00	276, 652, 053. 00	227, 479, 003. 78
2. Trust funds—Miscellaneous.....	-----	-----	10, 132. 67
Total miscellaneous receipts.....	245, 474, 241. 00	276, 652, 053. 00	227, 489, 136. 45
Total, Treasury Department.....	3, 551, 224, 241. 00	3, 577, 402, 053. 00	3, 364, 226, 254. 14
12. WAR DEPARTMENT:			
1. Public funds—			
1. Interest, premium, and discount—			
1. Interest on advanced payments to contractors, deficiency act of Oct. 6, 1917.....	120, 662. 00	125, 000. 00	59, 031. 19
2. Interest on deferred payments.....	389, 295. 00	460, 000. 00	446, 416. 18
3. Interest on public deposits.....	-----	-----	320. 22
4. Gain by exchange.....	-----	-----	24. 85
5. Other.....	1, 000. 00	1, 000. 00	2, 205. 61
Total interest premium, and discount.....	510, 957. 00	586, 000. 00	507, 998. 05
2. Sales of Government property—			
1. Office material.....	1, 200. 00	1, 200. 00	-----
2. Land and buildings.....	2, 000, 000. 00	2, 625, 000. 00	9, 580. 00
3. Ordnance material.....	75, 000. 00	75, 000. 00	122, 571. 09
4. War supplies ¹	6, 000, 000. 00	13, 000, 000. 00	14, 437, 456. 65
5. Garbage and refuse.....	45, 000. 00	45, 000. 00	-----
6. Salvage and miscellaneous material.....	1, 155, 000. 00	1, 161, 500. 00	1, 700, 920. 03
Total sales of Government property.....	9, 276, 200. 00	16, 907, 700. 00	16, 270, 527. 77
3. Revenue-producing enterprises—			
1. United States telegraph lines.....	225, 000. 00	225, 000. 00	229, 031. 28
2. United States transports.....	5, 000. 00	5, 000. 00	1, 367. 84
3. United States Army tank line.....	5, 000. 00	6, 000. 00	2, 977. 43
4. United States telephone lines.....	4, 000. 00	4, 000. 00	4, 127. 07
5. United States laundry and dry cleaning operation.....	1, 348, 500. 00	1, 425, 000. 00	1, 443, 840. 51
6. Receipts from stud fees.....	35, 000. 00	40, 000. 00	40, 409. 72
7. Photographs and motion-picture films.....	10, 000. 00	10, 000. 00	-----
Total revenue-producing enterprises.....	1, 632, 500. 00	1, 715, 000. 00	1, 721, 753. 85

¹ Transferred to Department of Labor.² Includes collections on war contracts by the Department of Justice of \$2,109,809.20 in 1925, \$3,000,000 in 1926, and \$1,000,000 in 1927.

No. 3.—*Estimated receipts, exclusive of postal revenues, fiscal year 1927, compared with prior years—Continued*

ORDINARY RECEIPTS DETAILED BY SOURCES AND ORGANIZATION UNITS—Continued

Source and organization unit	Estimated receipts		Actual receipts, 1925 (on basis of Treasury Daily Statement)
	1927	1926	
12. WAR DEPARTMENT—Continued.			
1. Public funds—Continued.			
4. Fees, fines, penalties, etc.—			
1. Fines for violating regulations	\$300. 00	\$300. 00	\$263. 06
2. Forfeitures by contractors	10, 000. 00	12, 000. 00	13, 566. 83
3. Other			627. 25
Total fees, fines, penalties, etc	10, 300. 00	12, 300. 00	14, 457. 14
5. Gifts and contributions—			
1. Contributions for river and harbor improvements	3, 500, 000. 00	3, 500, 000. 00	3, 828, 735. 06
2. Contributions for improvement of roads, bridges, and related works	125, 000. 00	125, 000. 00	79, 078. 45
3. Miscellaneous			15. 50
Total gifts and contributions	3, 625, 000. 00	3, 625, 000. 00	3, 907, 829. 01
6. Reimbursements—			
1. Work performed by War Department for individuals, corporations, and others	9, 000. 00	9, 200. 00	105, 404. 47
2. Reimbursement for Government property lost or damaged	10, 000. 00	12, 000. 00	228, 881. 19
3. Overhead charges on sales of supplies (commissary)	325, 000. 00	335, 000. 00	337, 456. 22
4. Payment by German Government under terms of armistice	13, 101, 000. 00		14, 725, 154. 40
5. Settlement of claims	50, 000. 00	50, 000. 00	451, 940. 40
6. Other	15, 000. 00	20, 000. 00	289. 38
Total reimbursements	13, 510, 000. 00	426, 200. 00	15, 849, 126. 06
7. Miscellaneous—			
1. Rent of public buildings, grounds, etc	850, 000. 00	875, 000. 00	979, 019. 76
2. Dividends on capital stock			350, 000. 00
3. Collections on advance and deferred payments	2, 231, 143. 00	1, 856, 097. 00	421, 180. 67
4. Other	1, 000. 00	1, 000. 00	150. 54
Total miscellaneous	3, 082, 143. 00	2, 732, 097. 00	1, 750, 350. 97
Total public fund receipts	31, 647, 100. 00	26, 004, 297. 00	40, 022, 042. 85
2. Trust funds—			
1. Soldiers' home permanent fund	690, 000. 00	690, 000. 00	589, 857. 31
2. Pay of the Army deposit fund	900, 000. 00	900, 000. 00	678, 958. 14
3. Preservation birthplace of Lincoln	1, 700. 00	1, 700. 00	2, 040. 00
4. Other			20, 019. 97
Total trust-fund receipts	1, 591, 700. 00	1, 591, 700. 00	1, 290, 875. 42
Total, War Department, exclusive of Panama Canal	33, 238, 800. 00	27, 595, 997. 00	41, 312, 918. 27
3. Panama Canal—Public funds—			
1. Taxes, licenses, fines, etc., Canal Zone	200, 000. 00	200, 000. 00	202, 538. 89
2. Tolls	20, 000, 000. 00	20, 000, 000. 00	21, 399, 629. 39
3. Net profit, business operations	675, 000. 00	675, 000. 00	843, 583. 09
4. Proceeds of waterworks	125, 000. 00	125, 000. 00	103, 326. 66
5. Miscellaneous			4, 654. 41
Add excess of cash receipt over warrant distribution			22, 553, 732. 44
Total, Panama Canal—Public fund receipts	21, 000, 000. 00	21, 000, 000. 00	536, 225. 43
Total, War Department, including Panama Canal	54, 238, 800. 00	48, 595, 997. 00	23, 089, 957. 87
			64, 402, 876. 14

No. 3.—*Estimated receipts, exclusive of postal revenues, fiscal year 1927, compared with prior years—Continued*

ORDINARY RECEIPTS DETAILED BY SOURCES AND ORGANIZATION UNITS—Continued

Source and organization unit	Estimated receipts		Actual receipts, 1925 (on basis of Treasury Daily Statement)
	1927	1926	
13. DISTRICT OF COLUMBIA:			
1. Revenues of the District of Columbia—			
1. General fund.....	\$23, 246, 500. 00	\$23, 000, 000. 00	\$17, 942, 512. 55
2. Water funds.....	1, 354, 000. 00	1, 200, 000. 00	1, 165, 923. 01
3. Industrial Home School fund.....	4, 000. 00	4, 000. 00	3, 769. 15
4. Escheated estates relief fund.....	500. 00	500. 00	137. 32
5. Gasoline tax, road and street fund.....	1, 200, 000. 00	900, 000. 00	787, 651. 85
Total revenues of the District of Columbia.....	25, 805, 000. 00	25, 104, 500. 00	19, 899, 993. 88
2. Trust funds—			
1. Teachers' retirement fund.....	300, 000. 00	270, 000. 00	303, 953. 34
2. Policemen and firemen's relief fund.....	450, 000. 00	450, 000. 00	90, 575. 68
3. Washington redemption fund.....	325, 000. 00	325, 000. 00	331, 310. 23
4. Permit fund.....	75, 000. 00	75, 000. 00	84, 907. 52
5. Miscellaneous trust-fund deposits.....	1, 100, 000. 00	1, 000, 000. 00	1, 068, 662. 52
Total trust funds.....	2, 250, 000. 00	2, 120, 000. 00	1, 879, 409. 29
Total receipts, District of Columbia.....	28, 055, 000. 00	27, 224, 500. 00	21, 779, 403. 17
3. United States receipts from District of Columbia sources.....	(¹)	(¹)	757, 107. 82
Adjustment between cash and warrant distribution (deduct).....			643, 736, 486. 34 324, 919. 61
Total miscellaneous receipts.....	518, 780, 203. 00	579, 966, 942. 00	643, 411, 566. 73
Total ordinary receipts, exclusive of postal revenues.....	3, 824, 530, 203. 00	3, 880, 716, 942. 00	3, 780, 148, 684. 42
SUMMARY, INCLUDING POSTAL SERVICE			
Legislative establishment.....	538, 850. 00	527, 140. 00	625, 854. 60
Executive Office and independent establishments.....	100, 073, 360. 00	137, 376, 608. 00	216, 000, 382. 21
Department of Agriculture.....	9, 493, 020. 00	7, 874, 330. 00	8, 153, 720. 59
Department of Commerce.....	4, 406, 270. 00	4, 019, 700. 00	1, 720, 332. 39
Department of the Interior.....	47, 158, 879. 00	46, 387, 831. 00	56, 621, 884. 75
Department of Justice.....	8, 566, 600. 00	8, 536, 600. 00	8, 508, 027. 13
Department of Labor.....	4, 750, 250. 00	4, 785, 250. 00	5, 276, 359. 37
Navy Department.....	7, 916, 200. 00	9, 871, 200. 00	24, 207, 681. 06
State Department.....	8, 108, 733. 00	8, 115, 733. 00	8, 193, 720. 66
Treasury Department.....	3, 551, 224, 241. 00	3, 577, 402, 053. 00	3, 364, 226, 254. 14
War Department.....	54, 238, 800. 00	48, 595, 997. 00	64, 402, 876. 14
District of Columbia.....	28, 055, 000. 00	27, 224, 500. 00	22, 536, 510. 99
Adjustment between cash and warrant distribution (deduct).....			3, 780, 473, 604. 03 324, 919. 61
Total ordinary receipts.....	3, 824, 530, 203. 00	3, 880, 716, 942. 00	3, 780, 148, 684. 42
Postal revenues.....	704, 400, 000. 00	660, 000, 000. 00	599, 591, 477. 59
Total receipts.....	4, 528, 930, 203. 00	4, 540, 716, 942. 00	4, 379, 740, 162. 01
RECAPITULATION			
Internal revenue receipts.....	2, 754, 000, 000. 00	2, 744, 000, 000. 00	2, 589, 175, 891. 58
Customs receipts.....	551, 750, 000. 00	556, 750, 000. 00	547, 561, 226. 11
Miscellaneous.....	518, 780, 203. 00	579, 966, 942. 00	643, 411, 566. 73
Total ordinary receipts.....	3, 824, 530, 203. 00	3, 880, 716, 942. 00	3, 780, 148, 684. 42
Postal revenues.....	704, 400, 000. 00	660, 000, 000. 00	599, 591, 477. 59
Total receipts.....	4, 528, 930, 203. 00	4, 540, 716, 942. 00	4, 379, 740, 162. 01

¹ Included in District of Columbia general fund in 1926 and 1925.

BUDGET STATEMENT NO. 4

Estimated expenditures, fiscal year 1927, compared with prior years

SUMMARY BY CHARACTER OF EXPENDITURES, EXCLUSIVE OF THE POSTAL SERVICE

Reference to statement		Character of expenditure	Expenditures		
No.	Page		Estimated, 1927	Estimated, 1926	Actual, 1925 ¹
2	----	Expenditures:			
		1. Current expenses, including equipment.....	\$820, 130, 321. 00	\$826, 797, 733. 00	\$812, 728, 578. 30
		2. Nonadministrative expenses ² —			
A33		1. Interest on public debt.....	795, 000, 000. 00	820, 000, 000. 00	881, 806, 662. 36
A24		2. Pensions.....	193, 936, 438. 00	210, 056, 000. 00	219, 930, 979. 94
A17		3. U. S. Veterans' Bureau payments.....	317, 700, 000. 00	338, 300, 000. 00	349, 033, 090. 87
A18		4. Vocational education and rehabilitation of persons disabled in industry.....	7, 517, 380. 00	7, 356, 589. 00	6, 473, 114. 32
A19		5. Cooperative agricultural extension work.....	650, 000. 00	650, 000. 00	386, 992. 33
A23		6. Colleges for agricultural and mechanic arts.....	2, 550, 000. 00	2, 550, 000. 00	2, 550, 000. 00
A27		7. Treaty payments.....	5, 250, 000. 00	5, 250, 000. 00	5, 250, 000. 00
A29		8. Refunds and drawbacks, etc.....	171, 362, 500. 00	183, 170, 000. 00	182, 603, 806. 20
A18		9. Employees' compensation fund payments.....	2, 600, 000. 00	2, 402, 000. 00	2, 455, 371. 99
A32		10. War claims and relief acts.....			3, 008, 224. 18
		11. Other.....	2, 036, 096. 00	2, 028, 661. 00	2, 551, 202. 32
		Total nonadministrative expenses ²	1, 498, 602, 414. 00	1, 571, 763, 250. 00	1, 656, 049, 444. 51
		3. Construction work, including national defense structures—			
A20		1. Rural post roads.....	90, 000, 000. 00	94, 500, 000. 00	95, 336, 693. 12
A32		2. Rivers and harbors.....	66, 198, 290. 00	73, 074, 796. 00	79, 429, 042. 93
A32		3. Panama Canal.....	8, 963, 534. 00	10, 213, 394. 00	9, 092, 711. 33
A17		4. Hospital facilities and construction for World War patients.....	7, 400, 000. 00	7, 080, 000. 00	4, 672, 855. 72
A19		5. Acquisition of lands for protection of watersheds.....	850, 000. 00	700, 000. 00	520, 798. 08
A19		6. Forest road construction and development.....	5, 760, 000. 00	10, 646, 175. 00	9, 607, 311. 78
A30		7. Public buildings under Treasury Department.....	3, 750, 000. 00	3, 400, 000. 00	2, 755, 647. 91
		8. Construction under War Department other than rivers and harbors and Panama Canal.....	3, 924, 597. 00	6, 468, 154. 00	4, 580, 676. 76
A27		9. Construction under Navy Department.....	3, 217, 000. 00	3, 752, 000. 00	3, 749, 985. 18
A22		10. Public works under Commerce Department.....	1, 040, 000. 00	1, 025, 000. 00	543, 509. 47
A23		11. Public works under Interior Department.....	14, 040, 700. 00	14, 659, 661. 00	6, 286, 208. 10
		12. Other public works.....	3, 730, 950. 00	2, 561, 047. 00	841, 481. 38
		Total public works.....	208, 875, 071. 00	228, 080, 227. 00	217, 416, 921. 76
A32		4. District of Columbia.....	36, 311, 600. 00	36, 516, 448. 00	32, 713, 000. 57
A27		5. Deficiencies in postal revenues.....	24, 778, 816. 00	37, 067, 449. 00	23, 216, 783. 58
A17		6. Operations in special accounts.....	22, 235, 000. 00	27, 899, 047. 00	³ 1, 373, 774. 51
A21		7. Investments—Farmers' seed grain loans.....		400. 00	² 286, 062. 21
A33		8. Reduction in principal of public debt, payable from ordinary receipts—			
		1. Sinking fund.....	339, 423, 648. 44	325, 304, 445. 00	306, 308, 400. 00
		2. Other.....	176, 159, 750. 00	175, 124, 150. 00	160, 229, 713. 83
		Total reduction in principal of public debt, payable from ordinary receipts.....	515, 583, 398. 44	500, 428, 595. 00	466, 538, 113. 83
		9. Special funds.....	20, 336, 650. 00	23, 300, 980. 00	21, 782, 956. 51
		10. Trust funds—			
A24		1. Indian moneys.....	18, 711, 900. 00	29, 000, 000. 00	25, 267, 354. 56
A23		2. Civil service retirement fund.....	11, 477, 500. 00	10, 380, 000. 00	8, 881, 552. 31
A33		3. Investment of trust funds.....	195, 748, 700. 00	205, 542, 050. 00	142, 660, 441. 12
		4. Other.....	121, 430, 938. 00	121, 899, 007. 00	124, 048, 135. 76
		Total trust funds.....	347, 369, 038. 00	366, 821, 057. 00	300, 857, 483. 75
		Total expenditures.....	3, 494, 222, 308. 44	3, 618, 675, 186. 00	3, 529, 643, 446. 09

¹ On basis of Treasury daily statement of June 30, 1925.² Represents those disbursements of the Government which do not constitute expenses of administration, strictly speaking. Examples of such expenditures are interest on the public debt, pensions, grants, subsidies, and contributions, refunds and drawbacks, indemnities, military and naval insurance, and the like.³ Deduct—excess of repayments.

BUDGET STATEMENT, No. 5

Estimated receipts, fiscal year 1927, compared with prior years

SUMMARY BY SOURCES OF REVENUE, EXCLUSIVE OF POSTAL REVENUES

Reference to statement	No.	Page	Source of revenue	Receipts		
				Estimated, 1927	Estimated, 1926	Actual, 1925
1	A15		1. Internal revenue receipts:			
			1. Income and profits tax	\$1, 880, 000, 000. 00	\$1, 880, 000, 000. 00	\$1, 760, 537, 823. 68
			2. Miscellaneous	874, 000, 000. 00	864, 000, 000. 00	828, 638, 067. 90
			Total internal revenue	2, 754, 000, 000. 00	2, 744, 000, 000. 00	2, 589, 175, 891. 58
1	A15		2. Customs receipts	551, 750, 000. 00	556, 750, 000. 00	547, 561, 226. 11
1	A15		3. Miscellaneous receipts:			
			1. Interest, premium, and discount—			
			1. Interest on loans to foreign governments	275. 00	33, 500. 00	735, 922. 15
			2. Interest on miscellaneous obligations of foreign governments	20, 375, 857. 00	20, 406, 555. 00	21, 755, 739. 46
			3. Dividend on capital stock			350, 000. 00
			4. Interest on loans to railroads	16, 568, 372. 00	16, 674, 425. 00	22, 779, 738. 44
			5. Premiums on term insurance		10, 500, 000. 00	13, 475, 001. 02
			6. Interest on bonds of foreign governments under funding agreements	142, 969, 338. 00	142, 936, 991. 00	137, 898, 316. 33
			7. Gain by exchange	16, 000. 00	16, 000. 00	519, 654. 75
			8. Interest on miscellaneous obligations	2, 775, 743. 00	2, 718, 495. 00	1, 345, 719. 22
			9. Interest on farm loan bonds	2, 317, 500. 00	3, 442, 500. 00	4, 443, 624. 56
			10. Interest on public deposits, etc.	4, 317, 500. 00	4, 514, 500. 00	4, 501, 922. 54
			Total interest, premium, and discount	189, 340, 585. 00	201, 242, 966. 00	207, 805, 638. 47
			2. Sale of Government property—			
			1. Sale of war supplies	6, 600, 000. 00	14, 110, 000. 00	16, 580, 191. 88
			2. Miscellaneous Government property	13, 738, 083. 00	10, 689, 630. 00	9, 610, 359. 80
			Total sale of Government property	20, 338, 083. 00	24, 799, 630. 00	26, 190, 551. 68
			3. Public-domain receipts—			
			1. Sale of public lands	500, 000. 00	500, 000. 00	623, 533. 84
			2. Receipts under mineral oil leasing acts	10, 000, 000. 00	10, 000, 000. 00	9, 192, 160. 14
			3. Forest reserve fund	6, 882, 500. 00	5, 182, 565. 00	5, 101, 497. 95
			4. National park revenues	974, 000. 00	736, 100. 00	699, 299. 22
			5. Other	1, 042, 000. 00	1, 043, 000. 00	949, 655. 34
			Total public-domain receipts	19, 398, 500. 00	17, 461, 665. 00	16, 566, 146. 49
			4. Federal reserve and Federal intermediate credit banks franchise tax	1, 000, 000. 00	1, 000, 000. 00	641, 959. 88
			5. Profits on coinage, bullion deposits, etc.	7, 400, 000. 00	8, 450, 000. 00	8, 715, 150. 82
			6. Revenue-producing enterprises—			
			1. Emergency Fleet Corporation, construction loan funds	4, 819, 036. 00	4, 557, 444. 00	2, 938, 353. 88
			2. Panama Canal, tolls, profits, etc.	21, 000, 000. 00	21, 000, 000. 00	23, 089, 957. 87
			3. Other	5, 863, 320. 00	6, 246, 820. 00	4, 111, 941. 21
			Total revenue-producing enterprises	31, 682, 356. 00	31, 804, 264. 00	30, 140, 252. 96
			7. Rent of public buildings and grounds	1, 054, 443. 00	1, 079, 443. 00	1, 338, 130. 44
			8. Fees, fines, penalties, forfeitures, etc.—			
			1. Consular and passport fees	7, 913, 000. 00	7, 920, 000. 00	7, 448, 255. 53
			2. Tax on circulation of Federal reserve and national banks	3, 510, 495. 00	3, 357, 947. 00	4, 061, 574. 78
			3. Customs service	1, 450, 000. 00	1, 300, 000. 00	1, 275, 826. 61
			4. Collections under enforcement of national prohibition act	5, 000, 000. 00	5, 000, 000. 00	5, 359, 672. 89
			5. Navy fines and forfeitures	850, 000. 00	850, 000. 00	1, 419, 046. 77
			6. Naturalization fees	650, 000. 00	650, 000. 00	993, 783. 50
			7. Immigration head tax	3, 150, 000. 00	3, 155, 000. 00	3, 197, 265. 07
			8. Judicial	3, 280, 000. 00	3, 280, 000. 00	2, 837, 135. 93
			9. Fees on letters patent	3, 724, 270. 00	3, 385, 700. 00	2, 962, 653. 29
			10. Other	2, 574, 625. 00	2, 466, 975. 00	3, 431, 977. 44
			Total fees, fines, penalties, etc.	32, 102, 390. 00	31, 365, 622. 00	32, 987, 191. 81

No. 5.—*Estimated receipts, fiscal year, 1927, compared with prior years*—Continued

SUMMARY BY SOURCES OF REVENUE, EXCLUSIVE OF POSTAL REVENUES—Continued

Reference to statement	No.	Page	Source of revenue	Receipts		
				Estimated, 1927	Estimated, 1926	Actual, 1925
1	A15		3. Miscellaneous receipts—Continued.			
			9. Gifts and contributions—			
			1. For river and harbor improvements.....	\$3, 500, 000. 00	\$3, 500, 000. 00	\$3, 828, 735. 06
			2. For Forest Service cooperative work.....	1, 800, 000. 00	1, 800, 000. 00	2, 104, 219. 23
			3. Other.....	251, 439. 00	251, 439. 00	433, 396. 79
			Total gifts and contributions.....	5, 551, 439. 00	5, 551, 439. 00	6, 366, 351. 08
			10. Miscellaneous unclassified receipts.....	5, 408, 826. 00	7, 250, 596. 00	9, 137, 558. 43
			11. Army and Navy miscellaneous collections.....	2, 232, 143. 00	1, 857, 097. 00	8, 151, 536. 88
			12. Repayments of investments—			
			1. Principal of unfunded loans made to foreign governments.....			132, 512. 71
			2. Repayment of principal of loans to railroads.....	1, 233, 600. 00	40, 302, 498. 00	121, 131, 682. 54
			3. Liquidation of capital stock, Federal land banks.....	250, 000. 00	300, 000. 00	472, 455. 00
			4. Sale of farm loan bonds.....	25, 000, 000. 00	55, 000, 000. 00	13, 000, 000. 00
			5. Return of advances made to reclamation fund.....	1, 000, 000. 00	1, 000, 000. 00	1, 000, 000. 00
			6. Principal of loans made by Housing Corporation.....	524, 500. 00	623, 000. 00	1, 614, 391. 10
			7. Principal of bonds of foreign governments under funding agreements.....	32, 190, 470. 00	31, 187, 243. 00	23, 084, 672. 50
			8. Other.....	1, 828, 035. 00	421, 500. 00	30, 513. 86
			Total repayments of investments.....	62, 026, 605. 00	128, 834, 241. 00	160, 466, 227. 71
			13. Assessments and reimbursements—			
			1. Salaries and expenses, national-bank examiners.....	2, 300, 000. 00	2, 250, 000. 00	2, 436, 831. 34
			2. Expenses of redeeming national currency.....	558, 084. 00	606, 765. 00	721, 797. 52
			3. Reclamation.....	8, 500, 000. 00	8, 000, 000. 00	6, 359, 899. 79
			4. Work done for individuals, corporations, et al.....	1, 015, 440. 00	1, 005, 680. 00	257, 757. 85
			5. Salaries and expenses, Federal Reserve Board.....	2, 500, 000. 00	2, 500, 000. 00	1, 869, 374. 71
			6. General railroad contingent fund.....	3, 000, 000. 00	2, 000, 000. 00	1, 137, 872. 54
			7. Payment by German Government under terms of the armistice.....	13, 101, 000. 00		14, 725, 154. 40
			8. Other.....	1, 867, 982. 00	1, 841, 207. 00	4, 611, 744. 06
			Total assessments and reimbursements.....	32, 842, 506. 00	18, 203, 652. 00	32, 120, 432. 21
3	A44		14. District of Columbia—			
			1. Revenues of the District of Columbia.....	25, 805, 000. 00	25, 104, 500. 00	19, 902, 228. 39
			2. United States receipts, District of Columbia sources.....			757, 107. 82
			Total, District of Columbia.....	25, 805, 000. 00	25, 104, 500. 00	20, 659, 336. 21
			15. Trust-fund receipts—			
			1. Government life-insurance fund—			
			1. Premiums on converted insurance.....	45, 712, 000. 00	40, 500, 000. 00	38, 644, 010. 63
			2. Interest.....	8, 500, 000. 00	7, 250, 000. 00	5, 425, 905. 37
			Total, Government life-insurance fund.....	54, 212, 000. 00	47, 750, 000. 00	44, 069, 916. 00
			2. Civil-service retirement and disability fund.....	2, 479, 927. 00	2, 265, 427. 00	2, 123, 796. 71
			3. Soldiers' Home permanent fund.....	690, 000. 00	690, 000. 00	589, 857. 31
			4. Army, Navy, and Marine Corps deposit funds.....	1, 353, 200. 00	1, 353, 200. 00	1, 160, 583. 30
			5. Indian moneys—			
			1. Proceeds of labor.....	2, 066, 000. 00	2, 000, 000. 00	30, 670, 134. 64
			2. Proceeds of sale of Indian lands and timber.....	19, 160, 000. 00	19, 400, 000. 00	1, 422, 547. 56
			3. Other.....	30, 000. 00	30, 000. 00	53, 216. 50
			Total Indian moneys.....	21, 256, 000. 00	21, 430, 000. 00	32, 145, 898. 70
			6. Miscellaneous trust funds.....	356, 200. 00	353, 200. 00	482, 794. 47
			7. District of Columbia trust funds.....	2, 250, 000. 00	2, 120, 000. 00	1, 877, 174. 78
			Total trust-fund receipts.....	82, 597, 327. 00	75, 961, 827. 00	82, 450, 021. 27
			Deduct excess of receipts by warrant over cash receipts.....			643, 736, 486. 34
			Total miscellaneous receipts.....	518, 780, 203. 00	579, 966, 942. 00	643, 411, 566. 73
1, 3	A15 A44		Total ordinary receipts, exclusive of postal revenues.....	3, 824, 530, 203. 00	3, 880, 716, 942. 00	3, 780, 148, 684. 42

BUDGET STATEMENT No. 6

POST OFFICE DEPARTMENT AND POSTAL SERVICE

Estimated expenditures and receipts, fiscal year 1927, compared with prior years, detail statement by character of expenditure and source of receipt

Classification	Estimated, 1927	Estimated, 1926	Actual, 1925
EXPENDITURES			
A. Post Office Department proper:			
1. Salaries, Post Office Department—			
Office of the Postmaster General.....	\$198,707.50	\$205,045.00	\$207,741.48
Post Office Department buildings.....	220,032.00	220,032.00	218,533.60
Office of the First Assistant.....	396,449.50	382,585.00	376,398.96
Office of the Second Assistant.....	282,859.50	259,284.00	250,926.86
Office of the Third Assistant.....	668,638.50	661,560.00	658,362.31
Office of the Fourth Assistant.....	365,738.50	367,766.50	351,347.89
Office of the solicitor.....	56,510.00	56,510.00	52,958.28
Office of the chief inspector.....	144,963.00	131,547.00	128,920.45
Office of the purchasing agent.....	32,467.50	32,467.50	32,501.30
Bureau of Accounts.....	37,499.50	37,499.50	33,357.54
Total salaries, Post Office Department.....	2,403,865.50	2,354,296.50	2,311,048.67
2. Contingent expenses—			
1. Stationery.....	25,000.00	25,000.00	24,625.51
2. Fuel, repairs, etc.....	53,000.00	53,000.00	55,514.57
3. Telegraphing.....	6,500.00	6,500.00	6,028.43
4. Miscellaneous items.....	52,000.00	52,000.00	54,691.96
5. Furniture and filing cabinets.....	8,000.00	8,000.00	8,491.80
Total contingent expenses.....	144,500.00	144,500.00	149,352.27
3. Printing and binding, Post Office Department.....	1,124,620.00	1,124,620.00	1,270,906.28
4. Heat, light, and power, Post Office Department Building, Washington, D. C.....	47,000.00	47,000.00	43,884.82
5. Claims for damages, Post Office Department.....		26,000.00	25,943.57
Total, Post Office Department proper.....	3,719,985.50	3,696,416.50	3,801,135.61
B. Postal Service:			
1. General undistributed—			
1. Electric power, light, etc.....	8,000.00	8,000.00	6,901.92
2. Travel expenses, Postmaster General and Assistant Postmasters General.....	5,000.00	4,500.00	2,349.29
Total, general undistributed.....	13,000.00	12,500.00	9,251.21
2. Inspection service: Post-office inspectors.....	2,639,365.00	2,637,242.39	2,443,315.12
3. Post offices:			
1. Compensation to postmasters.....	51,250,000.00	49,836,722.00	47,689,750.00
2. Compensation to assistant postmasters.....	6,971,250.00	6,825,000.00	6,231,983.15
3. Clerks (including temporary clerks and printers, mechanics, and skilled laborers).....	170,007,750.00	159,272,095.00	140,710,186.00
4. Watchmen, messengers, and laborers.....	7,689,600.00	6,750,000.00	5,925,000.00
5. Separating mails.....	700,000.00	700,000.00	695,000.00
6. Unusual conditions at post offices.....	100,000.00	100,000.00	115,000.00
7. City delivery carriers (including temporary carriers).....	113,737,500.00	106,325,000.00	93,842,050.00
8. Vehicle service.....	17,179,537.00	16,698,865.00	15,624,192.00
9. Car fare and bicycle allowance (includes special-delivery car fare).....	1,175,000.00	1,075,000.00	1,000,000.00
10. Special-delivery fees.....	8,600,000.00	8,244,000.00	7,140,000.00
11. Rent, light, and fuel.....	16,450,000.00	15,000,000.00	14,000,000.00
12. Miscellaneous items.....	1,602,000.00	1,403,303.00	945,000.00
Total, post offices.....	395,462,637.00	372,229,985.00	333,918,161.15
4. Domestic transportation service—			
1. Power-boat service—			
1. Power boats.....	1,568,000.00	1,516,490.00	1,492,354.00
2. Airplane and airplane service.....	4,747,125.00	2,597,558.00	2,738,105.27
Total, power-boat service.....	6,315,125.00	4,114,048.00	4,230,459.27
2. Railroad transportation and mail-messenger service.....	114,996,300.00	111,391,242.00	107,784,886.19

¹ Includes \$2,000,000 for contract air-mail service.

POST OFFICE DEPARTMENT AND POSTAL SERVICE—Continued

No. 6.—*Estimated expenditures and receipts, fiscal year 1927, compared with prior years, detail statement by character of expenditure and source of receipt—Continued*

Classification	Estimated, 1927	Estimated, 1926	Actual, 1925
EXPENDITURES—continued			
B. Postal service—Continued.			
4. Domestic transportation service—Continued.			
3. Railway Mail Service—			
1. Salaries.....	\$54, 557, 042. 00	\$53, 352, 266. 00	\$48, 938, 324. 50
2. Travel expenses and allowances.....	3, 862, 000. 00	3, 881, 935. 00	3, 043, 752. 87
3. Miscellaneous items.....	1, 170, 000. 00	1, 167, 573. 00	1, 038, 330. 97
Total, Railway Mail Service.....	59, 589, 042. 00	58, 401, 774. 00	53, 020, 408. 34
4. Electric and cable car service.....	725, 000. 00	715, 913. 00	619, 201. 00
Total domestic transportation.....	181, 625, 467. 00	174, 622, 977. 00	165, 654, 954. 80
5. Foreign mail transportation service.....	7, 996, 890. 00	7, 795, 717. 00	² 7, 324, 226. 00
6. Balances due foreign countries.....	1, 700, 000. 00	1, 500, 000. 00	1, 460, 488. 00
7. Village delivery service.....	1, 960, 000. 00	1, 782, 000. 00	1, 586, 700. 00
8. Rural Delivery Service.....	101, 885, 175. 00	101, 171, 903. 44	93, 178, 186. 65
9. Star route service—			
1. Alaska star route service.....	170, 000. 00	156, 085. 00	148, 653. 00
2. Other star route service.....	13, 100, 000. 00	12, 920, 000. 00	12, 708, 919. 53
Total, star route service.....	13, 270, 000. 00	13, 076, 085. 00	12, 857, 572. 53
10. Manufacturing and repair operations—			
1. Manufacture of postage stamps and stamped paper.....	7, 860, 000. 00	8, 000, 000. 00	7, 788, 569. 52
2. Mail bags and equipment.....	2, 437, 750. 00	1, 788, 250. 00	1, 400, 249. 63
Total, manufacturing and repair operations.....	10, 297, 750. 00	9, 788, 250. 00	9, 188, 819. 15
11. Losses and indemnities—			
1. Losses by fire, burglary, etc.....	50, 000. 00	50, 000. 00	54, 856. 89
2. Indemnities, domestic mail.....	3, 600, 000. 00	4, 000, 000. 00	3, 699, 998. 72
3. Indemnities, international mail.....	100, 000. 00	100, 000. 00	34, 830. 00
4. Personal or property damage claims.....	10, 000. 00	10, 000. 00	17, 029. 18
Total, losses and indemnities.....	3, 760, 000. 00	4, 160, 000. 00	3, 806, 714. 79
12. Miscellaneous—			
1. Payment of rewards.....	35, 000. 00	40, 843. 92	40, 843. 92
2. Unpaid money orders more than one year old.....	150, 000. 00	145, 000. 00	138, 041. 38
3. Other miscellaneous items—			
1. Stationery.....	894, 000. 00	910, 100. 00	809, 615. 68
2. Twine and tying devices.....	480, 000. 00	470, 000. 00	448, 573. 56
3. Post office equipment and supplies (including office appliances).....	1, 685, 700. 00	1, 400, 000. 00	1, 274, 236. 39
4. Shipment of supplies.....	66, 506. 25	68, 556. 25	59, 462. 19
5. Distribution of stamped envelopes.....	22, 767. 50	22, 720. 00	20, 926. 94
6. Labor-saving devices.....	560, 700. 00	574, 700. 00	477, 109. 60
7. Pneumatic-tube service.....	526, 373. 00	534, 953. 00	524, 953. 33
8. Rewards to postal employees for inventions.....	2, 500. 00	2, 500. 00	340. 00
9. Freight, express or motor transportation of equipment, etc.....	425, 000. 00	425, 000. 00	398, 823. 82
Total, other miscellaneous items.....	4, 663, 546. 75	4, 408, 529. 25	4, 014, 041. 51
Total, miscellaneous.....	4, 850, 546. 75	4, 594, 373. 17	4, 192, 926. 81
Total, Postal Service.....	725, 458, 830. 75	693, 371, 033. 00	635, 621, 316. 21
Total, Postal Service and Post Office Department.....	729, 178, 816. 25	697, 067, 449. 50	639, 422, 451. 82
Civil-service retirement fund.....	11, 098, 746. 75	10, 308, 156. 86	9, 622, 116. 17
Total expenditures, Postal Service and Post Office Department, including deficiencies payable from Treasury.....	740, 277, 563. 00	707, 375, 606. 36	649, 044, 567. 99

² Includes \$1,000 for representative to Universal Postal Congress in Europe appropriated in 1926 act.

POST OFFICE DEPARTMENT AND POSTAL SERVICE--Continued

No. 6.—*Estimated expenditures and receipts, fiscal year 1927, compared with prior years, detail statement by character of expenditure and source of receipt*—Continued

Classification	Estimated, 1927	Estimated, 1926	Actual, 1925
RECEIPTS			
C. Postal Service receipts:			
1. Sale of postage stamps and other stamped paper.....	\$590,604,200.00	\$553,009,000.00	\$507,572,252.46
2. Second-class postage paid in money.....	31,457,000.00	30,840,000.00	29,619,240.37
3. First, second, third, and fourth class postage paid in money under permit.....	51,630,000.00	46,936,000.00	39,301,022.57
4. Box rents.....	8,450,000.00	8,130,000.00	7,817,104.35
5. Foreign mail transit service.....	290,000.00	275,000.00	202,945.19
6. Fines and penalties.....	210,000.00	200,000.00	185,223.20
7. Dead letters.....	225,000.00	200,000.00	223,196.64
8. Revenues from money-order business.....	18,952,800.00	17,880,000.00	12,334,036.08
9. Unpaid money orders more than one year old.....	625,000.00	600,000.00	574,966.51
10. Interest and profits, Postal Savings System.....	1,500,000.00	1,500,000.00	1,349,319.95
11. Miscellaneous sales of Government property and other miscellaneous receipts.....	456,000.00	430,000.00	412,170.27
Total receipts.....	704,400,000.00	660,000,000.00	599,591,477.59
D. Excess of expenditures over receipts (operating deficiency in postal revenues).....	35,877,563.00	47,375,606.36	49,453,090.40
Less unliquidated obligations of 1925.....			20,134,753.22
Excess of 1925 disbursements over 1925 receipts.....			29,318,337.18
Plus expenditures pertaining to previous years:			
1924.....			19,013,851.84
1923.....			621,480.58
1922 and prior.....			413,473.86
			49,367,143.46
Less adjustment to Treasury statement basis (due principally to transfers to civil-service retirement fund).....	11,098,746.75	10,308,156.86	26,150,359.88
Deficiency in postal revenues (Treasury statement basis).....	24,778,816.25	37,067,449.50	23,216,783.58

BUDGET STATEMENT No. 7

Summary of estimates of appropriations, classified by governmental functions, fiscal year 1927, compared with appropriations for fiscal year 1926, exclusive of the Postal Service

Function	Estimates of appropriations, 1927		Appropriations, 1926		Increase over appropriations for 1926 (+), decrease (-)
	Amount	Per cent	Amount	Per cent	
A. General functions:					
1. Legislative.....	\$10,426,791.50	0.33	\$9,082,305.00	0.30	+\$1,344,486.50
2. Judicial.....	11,984,122.00	.38	12,802,312.00	.42	-818,190.00
3. Executive.....	441,960.00	.01	489,960.00	.01	-48,000.00
4. General administration—					
1. Financial administration.....	64,627,224.63	2.05	65,396,873.50	2.10	-769,648.87
2. Government supply services.....	12,225,075.00	.39	12,124,692.00	.39	+100,383.00
3. Public buildings service.....	14,277,755.20	.45	13,421,329.80	.43	+856,425.40
4. Civil pensions and allowance administration.....	218,040.00	.01	231,500.00	.01	-13,460.00
5. Institutional and general expenses ¹	2,814,280.00	.09	2,760,739.00	.09	+53,541.00
Total, general administration.....	94,162,374.83	2.99	93,935,134.30	3.02	+227,240.53
Total, general functions.....	117,015,248.33	3.71	116,309,711.30	3.75	+705,537.03
B. Military functions:					
1. National defense.....	568,704,288.00	18.02	548,645,279.00	17.67	+20,059,009.00
2. Special war agencies.....	130,650.00	.00	189,220.00	.01	-58,570.00
3. Military pensions; retirement pay, annuities; World War allowances and life-insurance claims.....	672,446,127.00	21.30	627,736,237.00	20.21	+44,709,890.00
Total, military functions.....	1,241,281,065.00	39.32	1,176,570,736.00	37.89	+64,710,329.00
C. Civil functions:					
1. Foreign relations and protection of American interests abroad.....	16,332,525.64	.52	15,964,416.51	.52	+368,109.13
2. General law enforcement.....	23,552,770.00	.75	22,934,290.00	.74	+618,480.00
3. Provision for control of currency and banking.....	6,991,210.00	.22	6,774,805.00	.22	+216,405.00
4. Administration of Indian Affairs.....	12,901,744.00	.41	12,968,270.00	.42	-66,526.00
5. Administration of public domain.....	23,191,906.00	.73	22,087,419.00	.72	+1,104,487.00
6. Promotion and regulation of commerce and industry.....	14,829,667.00	.47	14,688,808.00	.46	+140,859.00
7. Promotion, regulation, and operation of marine transportation.....	57,016,173.00	1.81	62,980,668.00	2.03	-5,964,495.00
8. Promotion and regulation of land transportation.....	6,034,109.25	.19	6,854,762.00	.22	-820,652.75
9. Promotion and regulation of agriculture.....	28,354,919.00	.90	29,572,154.00	.95	-1,217,235.00
10. Promotion and regulation of fisheries.....	1,687,253.00	.05	1,589,140.00	.05	+98,113.00
11. Promotion of labor interests.....	4,848,218.00	.15	4,448,640.00	.15	+399,578.00
12. Immigration and naturalization.....	5,984,705.00	.19	6,056,705.00	.21	-72,000.00
13. Promotion of public health.....	17,469,798.00	.55	17,474,341.00	.55	-4,543.00
14. Promotion of public education.....	11,890,020.00	.38	12,267,075.00	.39	-377,055.00
15. Science and research.....	13,373,953.00	.42	12,337,057.00	.39	+1,036,896.00
16. Public works—					
1. General supervision, design and overhead.....	1,336,865.00	.04	1,392,909.00	.04	-56,044.00
2. Public improvements.....	154,954,094.00	4.91	152,681,013.50	4.92	+2,273,080.50
3. Government plant additions.....	2,347,440.00	.08	2,771,050.00	.09	-423,610.00
Total, public works.....	158,638,399.00	5.03	156,844,972.50	5.05	+1,793,426.50
17. Revenue-producing enterprises.....	171,000.00	.01	176,000.00	.01	-5,000.00
18. Local government.....	40,041,727.00	1.27	39,701,781.00	1.28	+339,946.00
19. Relief expenditures.....	137,050.00	.00	157,050.00	.00	-20,000.00
Total, civil functions.....	443,447,146.89	14.05	445,878,354.01	14.36	-2,431,207.12

¹ Salaries and expenses of the several departments not directly chargeable to any productive function.

No. 7.—*Summary of estimates of appropriations, classified by governmental functions, fiscal year 1927, compared with appropriations for fiscal year 1926, exclusive of the Postal Service—Continued*

Function	Estimates of appropriations, 1927		Appropriations, 1926		Increase over appropriations for 1926 (+), decrease (—)
	Amount	Per cent	Amount	Per cent	
D. Nonfunctional appropriations:					
1. Refunds, losses, contingencies, and miscellaneous	\$21, 165, 500. 00	. 67	\$20, 563, 000. 00	. 66	+ 602, 500. 00
2. Fixed debt charges ¹ —					
1. Public debt retirements from "ordinary" receipts	515, 583, 398. 44	16. 34	500, 428, 595. 00	16. 11	+ 15, 154, 803. 44
2. Interest on the public debt	795, 000, 000. 00	25. 19	820, 000, 000. 00	26. 40	— 25, 000, 000. 00
Total, fixed debt charges ¹	1, 310, 583, 398. 44	41. 53	1, 320, 428, 595. 00	42. 51	— 9, 845, 196. 56
3. Trust funds	22, 638, 000. 00	. 72	25, 767, 249. 00	. 83	— 3, 129, 249. 00
Total, nonfunctional appropriations	1, 354, 386, 898. 44	42. 92	1, 366, 758, 844. 00	44. 00	— 12, 371, 945. 56
Grand total	3, 156, 130, 358. 66	100. 00	3, 105, 517, 645. 31	100. 00	² + 50, 612, 713. 35
RECAPITULATION					
General functions	117, 015, 248. 33	3. 71	116, 309, 711. 30	3. 75	+ 705, 537. 03
Military functions	1, 241, 281, 065. 00	39. 32	1, 176, 570, 736. 00	37. 89	+ 64, 710, 329. 00
Civil functions	443, 447, 146. 89	14. 05	445, 878, 354. 01	14. 36	— 2, 431, 207. 12
Nonfunctional appropriations	1, 354, 386, 898. 44	42. 92	1, 366, 758, 844. 00	44. 00	— 12, 371, 945. 56
Grand total	3, 156, 130, 358. 66	100. 00	3, 105, 517, 645. 31	100. 00	² + 50, 612, 713. 35

¹ Excludes public debt redemptions to be made from the general fund.

² Net increase.

NOTE.—Definitions of governmental functions are given on p. A3.

BUDGET STATEMENT No. 8

Summary of estimates of appropriations by "character and objects of expenditure" ¹ for the fiscal year 1927, compared with appropriations for the fiscal year 1926, exclusive of the Postal Service

Character and objects of expenditure	Estimates of appropriations, 1927		Appropriations, 1926		Increase over appropriations for 1926 (+), decrease (-)
	Amount	Per cent	Amount	Per cent	
Current expenses:					
01. Personal services ²	\$470, 115, 380. 44	14. 90	\$474, 893, 511. 52	15. 29	—\$4, 778, 131. 08
02. Supplies and materials.....	94, 692, 003. 74	3. 00	86, 749, 333. 29	2. 79	+7, 942, 670. 45
03. Subsistence and support of persons (service).....	9, 629, 099. 36	. 31	9, 372, 136. 82	. 30	+256, 962. 54
04. Subsistence and care of animals and storage and care of vehicles (service).....	137, 751. 00	. 00	148, 911. 35	. 01	—11, 160. 35
05. Communication service.....	3, 220, 936. 77	. 10	3, 323, 851. 60	. 11	—102, 914. 83
06. Travel expenses.....	35, 314, 595. 29	1. 12	35, 136, 764. 64	1. 13	+177, 830. 65
07. Transportation of things (service).....	12, 173, 443. 11	. 39	12, 554, 064. 53	. 41	—380, 621. 42
08. Printing, engraving, lithographing, binding, photographing, and typewriting (service).....	11, 204, 282. 34	. 35	10, 681, 459. 94	. 34	+522, 822. 40
09. Advertising and publication of notices (service).....	130, 246. 94	. 00	130, 658. 87	. 00	—411. 93
10. Furnishing of heat, light, power, water, and electricity (service).....	5, 537, 920. 25	. 18	5, 547, 061. 67	. 18	—9, 141. 42
11. Rents.....	6, 925, 626. 94	. 22	6, 889, 520. 89	. 22	+36, 106. 05
12. Repairs and alterations.....	59, 695, 466. 39	1. 89	61, 299, 944. 18	1. 97	—1, 604, 477. 79
13. Special and miscellaneous current expenses.....	22, 999, 478. 50	. 73	33, 707, 483. 72	1. 09	—10, 708, 005. 22
14. Maintenance and operation of naval shore stations.....	64, 150, 440. 00	2. 03	63, 772, 755. 00	2. 05	+377, 685. 00
15. Maintenance and operation of fleet.....	108, 390, 086. 00	3. 43	107, 938, 104. 00	3. 48	+451, 982. 00
16. Miscellaneous naval operating charges.....	25, 111, 381. 00	. 80	25, 474, 407. 00	. 82	—363, 026. 00
Total current expenses.....	929, 428, 138. 07	29. 45	937, 619, 969. 02	30. 19	—8, 191, 830. 95
Fixed charges:					
20. Interest.....	795, 210, 500. 00	25. 20	820, 237, 500. 00	26. 41	—25, 027, 000. 00
21. Pensions, retirement salaries, annuities, and World War allowances.....	594, 148, 127. 00	18. 83	541, 819, 293. 00	17. 45	+52, 328, 834. 00
22. Grants, subsidies, and contributions.....	105, 911, 809. 64	3. 35	104, 119, 094. 08	3. 35	+1, 792, 715. 56
Total fixed charges.....	1, 495, 270, 436. 64	47. 38	1, 466, 175, 887. 08	47. 21	+29, 094, 549. 56
Acquisition of property:					
30. Plant and equipment—					
1. Purchase and construction of vessels.....	29, 055, 087. 00	. 92	14, 318, 068. 00	. 46	+14, 737, 019. 00
2. Equipage of naval vessels.....	8, 657, 309. 00	. 28	4, 497, 561. 00	. 15	+4, 159, 748. 00
3. Other equipment and plant (includes livestock).....	26, 258, 946. 01	. 83	24, 969, 348. 70	. 80	+1, 289, 597. 31
Total plant and equipment.....	63, 971, 342. 01	2. 03	43, 784, 977. 70	1. 41	+20, 186, 364. 31
31. Lands and interest in land.....	1, 794, 850. 00	. 05	2, 567, 005. 80	. 09	—772, 155. 80
32. Structures and parts and nonstructural improvements to land (includes fixed equipment).....	56, 704, 854. 50	1. 80	51, 570, 867. 90	1. 66	+5, 133, 986. 60
33. Stores purchased for resale.....	26, 491. 00	. 00	35, 691. 00	. 00	—9, 200. 00
34. General stores.....	9, 429, 150. 00	. 30	7, 193, 600. 00	. 23	+2, 235, 550. 00
Total acquisition of property.....	131, 926, 687. 51	4. 18	105, 152, 142. 40	3. 39	+26, 774, 545. 11
Payment of debt:					
40. Public-debt redemptions and purchases.....	515, 583, 398. 44	16. 34	500, 428, 595. 00	16. 11	+15, 154, 803. 44
Payments for rights and obligations:					
51. Treaty obligations.....	5, 493, 020. 00	. 17	5, 497, 500. 00	. 18	—4, 480. 00
52. Repayments of deposits.....	17, 976, 585. 00	. 57	19, 781, 535. 00	. 63	—1, 804, 950. 00
53. Refunds, awards, and indemnities.....	24, 360, 077. 00	. 77	24, 423, 087. 00	. 79	—63, 010. 00
Total payments for rights and obligations.....	47, 829, 682. 00	1. 51	49, 702, 122. 00	1. 60	—1, 872, 440. 00
Reserve.....	465, 437. 00	. 01	10, 406, 076. 81	. 34	—9, 940, 639. 81
Total, General Government.....	3, 120, 503, 779. 66	98. 87	3, 069, 484, 792. 31	98. 84	+51, 018, 987. 35
District of Columbia.....	35, 626, 579. 00	1. 13	36, 032, 853. 00	1. 16	—406, 274. 00
Grand total.....	3, 156, 130, 358. 66	100	3, 105, 517, 645. 31	100	+50, 612, 713. 35
RECAPITULATION					
Current expenses.....	929, 428, 138. 07	-----	937, 619, 969. 02	-----	—8, 191, 830. 95
Fixed charges.....	1, 495, 270, 436. 64	-----	1, 466, 175, 887. 08	-----	+29, 094, 549. 56
Acquisition of property.....	131, 926, 687. 51	-----	105, 152, 142. 40	-----	+26, 774, 545. 11
Payment of debt.....	515, 583, 398. 44	-----	500, 428, 595. 00	-----	+15, 154, 803. 44
Payments for rights and obligations.....	47, 829, 682. 00	-----	49, 702, 122. 00	-----	—1, 872, 440. 00
Reserve.....	465, 437. 00	-----	10, 406, 076. 81	-----	—9, 940, 639. 81
Total, General Government.....	3, 120, 503, 779. 66	-----	3, 069, 484, 792. 31	-----	+51, 018, 987. 35
District of Columbia.....	35, 626, 579. 00	-----	36, 032, 853. 00	-----	—406, 274. 00
Grand total.....	3, 156, 130, 358. 66	-----	3, 105, 517, 645. 31	-----	+50, 612, 713. 35

¹ For definitions of objects, see General Accounting Office Bulletin No. 1, dated May 11, 1922.

² Exclusive of personal services chargeable to the manufacture and repair of equipment or the building and repair of structures, etc.

BUDGET STATEMENT NO. 9.

Summary of expenditures, classified by governmental functions, fiscal year 1927, compared with prior years

[The actual expenditures given are on basis of warrants issued; that is, warrants authorizing withdrawal of cash from Treasury]

Function	Estimated				Actual	
	1927		1926		1925	
	Amount	Per cent	Amount	Per cent	Amount	Per cent
A. General functions:						
1. Legislative.....	\$10,313,489.00	0.30	\$10,303,710.00	0.29	\$9,642,922.64	0.28
2. Judicial.....	12,020,550.00	.34	12,433,860.00	.34	11,978,802.04	.34
3. Executive.....	431,104.00	.01	483,007.00	.01	429,852.97	.01
4. General administration—						
1. Financial administration.....	64,632,674.00	1.84	64,990,482.00	1.80	65,939,941.46	1.88
2. Government supply services.....	11,739,145.00	.34	11,876,602.00	.33	9,655,673.82	.28
3. Public buildings service.....	16,082,244.00	.46	15,426,461.00	.43	14,777,824.73	.42
4. Civil pensions and allowance administration.....	139,204.00	.00	146,008.00	.00	146,256.48	.00
5. Institutional and general expenses ¹	1,896,456.00	.06	1,962,929.00	.05	3,020,686.80	.09
Total general administration.....	94,489,723.00	2.70	94,402,482.00	2.61	93,540,383.29	2.67
Total general functions.....	117,254,866.00	3.35	117,623,059.00	3.25	115,591,960.94	3.30
B. Military functions:						
1. National defense.....	580,118,433.00	16.60	589,706,296.00	16.30	570,142,484.02	16.23
2. Special war agencies.....	² 9,871,350.00	² .28	² 19,817,000.00	² .55	² 42,701,092.47	² 1.21
3. Military pensions; retirement pay; annuities, World War allowances, and life insurance claims.....	578,133,365.00	16.55	614,738,037.00	16.99	627,255,963.42	17.86
Total military functions.....	1,148,380,448.00	32.87	1,184,627,333.00	32.74	1,154,697,354.97	32.88
C. Civil functions:						
1. Foreign relations and protection of American interests abroad.....	15,625,014.00	.45	15,374,700.00	.43	15,310,341.84	.44
2. General law enforcement.....	22,692,545.00	.65	22,442,640.00	.61	22,100,451.42	.63
3. Provision for control of currency and banking.....	7,653,109.00	.22	7,691,899.00	.21	6,936,925.35	.20
4. Administration of Indian affairs.....	12,783,519.00	.36	12,880,473.00	.35	13,488,102.26	.38
5. Administration of public domain.....	22,530,264.00	.64	27,093,635.00	.75	26,244,365.07	.75
6. Promotion and regulation of commerce and industry.....	16,688,765.00	.48	16,198,377.00	.44	14,964,814.51	.43
7. Promotion, regulation, and operation of marine transportation.....	65,641,412.00	1.88	76,870,412.00	2.13	71,958,078.71	2.05
8. Promotion and regulation of land transportation.....	10,492,322.00	.30	13,399,574.00	.35	13,057,261.75	.38
9. Postal Service (deficiency in postal revenues).....	24,778,816.00	.71	37,067,449.00	1.04	23,136,956.73	.64
10. Promotion and regulation of agriculture.....	27,861,880.00	.80	29,441,555.00	.81	27,587,197.31	.76
11. Promotion and regulation of fisheries.....	1,640,000.00	.05	1,577,140.00	.05	1,365,076.17	.04
12. Promotion of labor interests.....	4,853,388.00	.14	4,671,559.00	.14	4,727,132.03	.14
13. Immigration and naturalization.....	5,809,089.00	.16	5,636,155.00	.16	5,818,420.02	.15
14. Promotion of public health.....	17,581,535.00	.50	17,657,479.00	.49	16,898,922.52	.48
15. Promotion of public education.....	10,848,631.00	.31	10,678,495.00	.29	10,049,438.16	.33
16. Science and research.....	11,684,650.00	.34	11,813,585.00	.33	13,044,924.22	.38
17. Public works—						
1. General supervision, design, and overhead.....	1,093,931.00	.03	1,090,499.00	.03	984,548.65	.03
2. Public improvements.....	188,925,503.00	5.41	200,319,081.00	5.54	194,729,259.20	5.54
3. Government plant additions.....	5,521,150.00	.16	6,108,231.00	.17	4,289,083.89	.12
Total public works.....	195,540,584.00	5.60	207,517,811.00	5.74	200,002,891.74	5.69
18. Revenue-producing enterprises.....	2,200,000.00	.06	2,288,261.00	.06	2,100,697.67	.05
19. Local government.....	42,845,333.00	1.23	45,711,410.00	1.26	40,057,287.04	1.14
20. Relief expenditures.....	127,000.00	.00	102,000.00	.00	110,277.29	.00
Total civil functions.....	519,877,856.00	14.88	566,114,609.00	15.64	528,959,561.81	15.06
D. Nonfunctional expenditures:						
1. Refunds, losses, contingencies, and miscellaneous.....	171,527,500.00	4.91	184,315,000.00	5.09	186,792,895.36	5.32
2. Seed grain loans (investments).....			400.00	.01	² 286,062.21	.01

¹ Salaries and expenses of the several departments not directly chargeable to any productive function.

² Credit.

No. 9.—Summary of expenditures, classified by governmental functions, fiscal year 1927, compared with prior years—
Continued

[The actual expenditures given are on basis of warrants issued; that is, warrants authorizing withdrawal of cash from Treasury]

Function	Estimated				Actual	
	1927		1926		1925	
	Amount	Per cent	Amount	Per cent	Amount	Per cent
D. Nonfunctional expenditures—Continued						
3. Fixed debt charges ² —						
1. Public debt retirements payable from ordinary receipts	\$515, 583, 398. 44	14. 76	\$500, 428, 595. 00	13. 83	\$466, 538, 113. 83	13. 29
2. Interest on the public debt	795, 000, 000. 00	22. 75	820, 000, 000. 00	22. 66	881, 806, 662. 36	25. 11
Total fixed debt charges ³	1, 310, 583, 398. 44	37. 50	1, 320, 428, 595. 00	36. 49	1, 348, 344, 776. 19	38. 40
4. Trust funds	226, 598, 240. 00	6. 48	245, 566, 190. 00	6. 78	177, 500, 592. 35	5. 05
Total nonfunctional expenditures	1, 708, 709, 138. 44	48. 90	1, 750, 310, 185. 00	48. 37	1, 712, 352, 201. 69	48. 76
Total expenditures from the Treasury, warrant basis					3, 511, 601, 079. 41	100. 00
E. Adjustment between cash expenditures and warrant distribution					18, 042, 366. 68	
Total expenditures from the Treasury, cash basis	3, 494, 222, 308. 44	100. 00	3, 618, 675, 186. 00	100. 00	3, 529, 643, 446. 09	
Add Postal Service expenditures, payable from postal revenues	704, 400, 000. 00		660, 000, 000. 00		599, 591, 477. 59	
Total expenditures	4, 198, 622, 308. 44		4, 278, 675, 186. 00		4, 129, 234, 923. 68	

¹ Excludes expenditures out of loan funds liquidating public debt (refunding operations), but includes all redemptions made from ordinary receipts.

NOTE.—Definitions of governmental functions are given on page A3. For years prior to 1925, see Budget Statement No. 9, in Budget for 1926.

BUDGET STATEMENT No. 10

Comparison of appropriations recommended and appropriations made by Congress, fiscal year 1926, compared with fiscal year 1925, classified by organization units

Organization unit	Appropriations recommended			Appropriations by Congress to Mar. 4, 1925	Increases by Congress (+); decreases (—)
	In budget	Supplemental estimates	Total		
Fiscal year 1926					
Legislative establishment.....	\$15, 094, 545. 80	\$20, 018. 80	\$15, 114, 564. 60	\$14, 915, 001. 80	—\$199, 562. 80
Executive and independent establishments.....	457, 760, 795. 00	50, 000. 00	457, 810, 795. 00	459, 820, 459. 00	+2, 070, 039. 00
Department of Agriculture.....	140, 092, 750. 00	960, 000. 00	141, 052, 750. 00	138, 075, 191. 00	—2, 977, 559. 00
Department of Commerce.....	22, 741, 514. 00		22, 741, 514. 00	28, 542, 129. 00	+5, 800, 615. 00
Interior Department.....	267, 785, 596. 17	500, 600. 00	268, 286, 196. 17	262, 255, 603. 50	—6, 030, 592. 67
Department of Justice.....	24, 917, 822. 00		24, 917, 822. 00	24, 205, 822. 00	—712, 000. 00
Department of Labor.....	8, 335, 260. 00		8, 335, 260. 00	8, 627, 625. 00	+292, 365. 00
Navy Department.....	289, 783, 978. 00	13, 000, 000. 00	302, 783, 978. 00	302, 862, 378. 00	+78, 400. 00
Post Office Department.....	637, 376, 005. 00		637, 376, 005. 00	636, 269, 415. 00	—1, 106, 590. 00
State Department.....	16, 130, 652. 51	143, 000. 00	16, 273, 652. 51	16, 277, 652. 51	+4, 000. 00
Treasury Department.....	163, 847, 741. 00	668, 632. 50	164, 516, 373. 50	153, 708, 404. 50	—10, 807, 969. 00
War Department, including Panama Canal.....	338, 551, 230. 00	366, 000. 00	338, 917, 230. 00	339, 765, 931. 00	+880, 741. 00
District of Columbia.....	32, 335, 827. 00	2, 655, 920. 00	34, 991, 747. 00	36, 032, 853. 00	+1, 041, 106. 00
Public debt, principal and interest.....	1, 314, 766, 130. 00	15, 662, 465. 00	1, 330, 428, 595. 00	1, 320, 428, 595. 00	
Total, including Postal Service, payable from postal revenues.....	3, 729, 519, 846. 48	18, 364, 171. 30	3, 753, 546, 482. 78	3, 741, 787, 060. 31	—11, 759, 422. 47
Fiscal year 1925					
Legislative establishment.....	13, 783, 836. 25	1, 456, 437. 57	15, 240, 273. 82	14, 817, 390. 70	—422, 883. 12
Executive and independent establishments.....	405, 181, 432. 95	131, 250, 386. 05	536, 431, 819. 00	535, 810, 132. 70	—621, 686. 30
Department of Agriculture.....	69, 590, 575. 00	8, 458, 230. 07	78, 048, 805. 07	75, 922, 254. 07	—2, 126, 551. 00
Department of Commerce.....	24, 048, 025. 00	2, 365, 760. 73	26, 413, 785. 73	26, 159, 967. 73	—253, 818. 00
Interior Department.....	299, 312, 600. 06	5, 719, 948. 82	305, 032, 548. 88	296, 223, 305. 61	—8, 809, 243. 27
Department of Justice.....	21, 378, 456. 00	3, 353, 562. 50	24, 732, 018. 50	24, 602, 210. 44	—129, 808. 06
Department of Labor.....	6, 702, 576. 51	697, 034. 38	7, 399, 610. 89	8, 678, 550. 89	+1, 278, 940. 00
Navy Department.....	278, 499, 054. 00	17, 686, 396. 12	296, 185, 450. 12	294, 492, 081. 49	—1, 693, 368. 63
Post Office Department.....	613, 093, 183. 50	7, 906, 943. 57	621, 000, 127. 07	621, 584, 684. 06	+584, 557. 01
State Department.....	14, 988, 446. 29	1, 341, 332. 27	16, 329, 778. 56	16, 916, 182. 07	+586, 403. 51
Treasury Department.....	148, 986, 065. 00	170, 491, 414. 66	319, 477, 479. 66	318, 225, 199. 92	—1, 252, 279. 74
War Department, including Panama Canal.....	336, 441, 092. 00	17, 908, 024. 40	354, 349, 116. 40	351, 056, 086. 52	—3, 293, 029. 88
District of Columbia.....	26, 879, 812. 00	3, 569, 112. 43	30, 448, 924. 43	31, 383, 745. 33	+934, 820. 90
Public debt, principal and interest.....	1, 372, 277, 975. 00	15, 471, 574. 00	1, 386, 806, 401. 00	1, 336, 806, 401. 00	
Total, including Postal Service, payable from postal revenues.....	3, 631, 163, 129. 56	336, 733, 009. 57	3, 967, 896, 139. 13	3, 952, 678, 192. 55	—15, 217, 946. 58

¹ Increase in original public debt estimates, as revised by the Treasury Department.

² Reduction in original public debt estimates, as revised by the Treasury Department.

³ Revised, consequent upon transfer of bureaus from Department of Interior to Department of Commerce.

NOTE.—Appropriations for which no estimates were submitted have been distributed above by departments.

66010—25†—v

BUDGET STATEMENT No. 11

Statement of estimates of appropriations for 1927 and appropriations for 1926, showing percentages of the totals for current operation of the Government, by departments and offices

Department or office	Estimates of appropriations, 1927	Per cent of total	Appropriations, 1926	Per cent of total
Legislative establishment.....	\$16, 498, 381. 70	0. 89	\$14, 915, 001. 80	0. 83
Executive Office.....	441, 960. 00	. 02	489, 960. 00	. 03
Independent offices:				
Arlington Memorial Bridge Commission.....	2, 500, 000. 00	. 14		
Civil Service Commission.....	1, 001, 592. 00	. 05	1, 008, 092. 00	. 06
Employees' Compensation Commission.....	2, 742, 040. 00	. 15	2, 301, 500. 00	. 13
Federal Board for Vocational Education.....	8, 210, 620. 00	. 44	8, 227, 000. 00	. 45
Federal Trade Commission.....	997, 000. 00	. 05	1, 008, 000. 00	. 06
General Accounting Office.....	3, 714, 400. 00	. 20	3, 701, 960. 00	. 20
Housing Corporation.....	674, 398. 00	. 04	743, 915. 00	. 04
Interstate Commerce Commission.....	6, 033, 309. 25	. 37	6, 853, 962. 00	. 37
Shipping Board and Emergency Fleet Corporation.....	14, 198, 574. 00	. 77	24, 330, 000. 00	1. 35
Smithsonian Institution.....	858, 240. 00	. 05	874, 020. 00	. 04
Public Buildings and Public Parks of the National Capital.....	2, 293, 850. 00	. 12	2, 282, 505. 00	. 13
Tariff Commission.....	699, 000. 00	. 04	721, 500. 00	. 04
United States Veterans' Bureau.....	458, 965, 000. 00	24. 86	405, 700, 000. 00	22. 72
Other independent offices.....	2, 379, 876. 00	. 13	1, 578, 045. 00	. 08
Department of Agriculture.....	140, 717, 758. 00	7. 62	138, 075, 191. 00	7. 84
Department of Commerce.....	30, 402, 847. 00	1. 65	28, 542, 129. 00	1. 59
Department of the Interior.....	250, 967, 602. 00	13. 60	262, 255, 603. 50	14. 68
Department of Justice.....	24, 367, 027. 00	1. 32	24, 205, 822. 00	1. 35
Department of Labor.....	8, 567, 305. 00	. 46	8, 627, 625. 00	. 48
Navy Department.....	322, 869, 430. 00	17. 49	302, 862, 378. 00	16. 96
State Department.....	16, 614, 932. 64	. 90	16, 277, 652. 51	. 91
Treasury Department.....	157, 563, 713. 63	8. 53	153, 708, 404. 50	8. 61
War Department, including Panama Canal.....	335, 641, 525. 00	18. 18	339, 765, 931. 00	19. 03
District of Columbia.....	35, 626, 579. 00	1. 93	36, 032, 853. 00	2. 02
Ordinary (current operations).....	1, 845, 546, 960. 22	100. 00	1, 785, 089, 050. 31	100. 00

BUDGET STATEMENT No. 12

Statement of balances of appropriations of June 30, 1925, and of appropriations for the fiscal year 1926 (including revised estimated permanent and indefinite appropriations), as of November 1, 1925, reported by the Secretary of the Treasury

[Budget and Accounting Act, 1921, sec. 201 (c)]

	Balances of appropriations, June 30, 1925	Appropriations for fiscal year 1926, including revised estimated permanent and indefinite appropriations	Total available
Legislative establishment.....	\$5, 786, 756. 46	\$10, 872, 685. 80	\$16, 659, 442. 26
Executive Office.....	58, 337. 86	477, 960. 00	536, 297. 86
Independent offices:			
Federal Board for Vocational Education.....	1, 469, 488. 23	8, 227, 000. 00	9, 696, 488. 23
Interstate Commerce Commission.....	557, 183. 28	6, 553, 962. 00	7, 111, 145. 28
Transportation act, 1920.....	139, 513, 086. 70		139, 513, 086. 70
Railroad Administration.....	40, 913, 549. 89		40, 913, 549. 89
Shipping Board.....	49, 433, 878. 78	24, 330, 000. 00	73, 763, 878. 78
United States Veterans' Bureau.....	112, 184, 651. 02	405, 700, 000. 00	517, 884, 651. 02
Other independent offices.....	4, 672, 723. 02	14, 279, 912. 00	18, 952, 635. 02
Department of Agriculture.....	21, 768, 896. 60	127, 724, 191. 00	149, 493, 087. 60
Department of Commerce.....	3, 859, 806. 46	22, 919, 334. 00	26, 779, 140. 46
Department of the Interior.....	88, 504, 461. 69	264, 142, 133. 50	352, 646, 595. 19
Department of Justice.....	3, 634, 499. 75	24, 204, 822. 00	27, 839, 321. 75
Department of Labor.....	1, 299, 167. 17	8, 606, 625. 00	9, 905, 792. 17
Navy Department.....	111, 279, 400. 56	301, 761, 378. 00	413, 040, 778. 56
Post Office Department.....	61, 211. 51		61, 211. 51
State Department.....	6, 461, 302. 27	16, 170, 652. 51	22, 631, 954. 78
Treasury Department.....	91, 006, 971. 79	153, 632, 404. 50	244, 639, 376. 29
War Department.....	181, 830, 637. 06	275, 442, 515. 00	457, 273, 152. 06
Panama Canal.....	7, 113, 662. 86	8, 735, 366. 00	15, 849, 028. 86
District of Columbia.....	11, 756, 571. 48	29, 718, 973. 00	41, 475, 544. 48
Purchase of obligations of foreign Governments.....	38, 591, 629. 05		38, 591, 629. 05
Sinking fund.....	23. 51	325, 304, 445. 00	325, 304, 468. 51
Other public debt redemptions.....	183. 24	175, 124, 150. 00	175, 124, 333. 24
Interest on the public debt.....		820, 000, 000. 00	820, 000, 000. 00
Total, exclusive of Postal Service.....	921, 758, 080. 24	3, 023, 928, 509. 31	3, 945, 686, 589. 55
Postal Service payable from postal revenues.....		¹ 636, 269, 415. 00	¹ 636, 269, 415. 00
Total.....	921, 758, 080. 24	3, 660, 197, 924. 31	4, 581, 956, 004. 55

¹ Not carried on the books of the Treasury, but added here to complete the total.

NOTE.—The appropriations for 1926, as stated above, are exclusive of amounts appropriated for the fiscal year 1926 that were made available for expenditure during the fiscal year 1925, the balances of which are included in the first column.

BUDGET STATEMENT No. 13

Consolidated current balance sheet ¹ at close of business June 30, 1925 ²

[GENERAL FUND AND PUBLIC-DEBT (LOAN) FUNDS]

Assets	Amount	Reference to statement		Liabilities, reserves, and surplus	Amount
		No.	Page		
A. Cash in Treasury offices.....	\$237, 424, 663. 73			C. Liabilities:	
B. Cash in depositories:				1. Treasurer's checks outstanding.....	\$1, 570, 320. 95
1. Federal reserve banks.....	41, 624, 509. 92			2. Deposits of Government officers—	
2. Special depositories.....	150, 739, 000. 00			1. Post Office Department.....	6, 314, 208. 57
3. Foreign depositories.....	295, 225. 41			2. Board of trustees, Postal Savings System—	
4. National banks.....	28, 545, 714. 89			1. Five per cent reserve.....	6, 640, 640. 49
5. Philippine treasury.....	1, 042, 033. 66			2. Other deposits.....	404, 976. 65
Total cash in depositories.....	222, 246, 483. 88			3. Comptroller of the Currency, agent for creditors of insolvent banks....	2, 574. 41
				4. Postmasters, clerks of courts, disbursing officers, etc.....	32, 353, 103. 29
				Total liabilities.....	47, 285, 824. 36
				D. Reserve for deposits:	
				1. Redemption of Federal reserve notes (5 per cent gold fund).....	161, 594, 675. 70
				2. Redemption of national-bank notes (5 per cent fund).....	26, 996, 161. 79
				3. Retirement of additional circulating notes, act May 30, 1908.....	4, 740. 00
				4. Exchange of currency, coin, etc.....	5, 954, 013. 67
				Total reserve for deposits.....	194, 549, 591. 16
				Total liabilities and reserves.....	241, 835, 415. 52
				E. Balance in general fund:	
				1. At beginning of year, July 1, 1924.....	235, 411, 481. 52
				2. Addition during year—	
				1. Excess of ordinary receipts over expenditures payable therefrom.....	250, 505, 238. 33
				Total balance and additions during year.....	485, 916, 719. 85
				3. Deductions during year—	
				1. Public debt, redemptions from the general fund, in addition to sinking fund and redemptions from restricted receipts.....	268, 080, 987. 76
		16	A61	4. Balance in general fund June 30, 1925....	217, 835, 732. 09
				Total liabilities, reserves, and balance.....	459, 671, 147. 61
Total cash assets.....	459, 671, 147. 61	15	A60		

¹ On basis of daily statement of the United States Treasury.² While this statement is designated a consolidated current balance sheet, it only includes the cash resources of the Government and those liabilities of the Treasury now required to be set up by law as an encumbrance of the cash assets. No account is taken at present of the assets accrued and due or other liabilities incurred.

BUDGET STATEMENT No. 14

Statement of operations,¹ general fund, fiscal year ended June 30, 1925

Reference to statement		Item	Fiscal year 1925
No.	Page		
1	A15	A. Receipts, by sources of revenue:	
		1. Internal-revenue receipts—	
		1. Income and profits tax.....	\$1, 760, 537, 823. 68
		2. Miscellaneous.....	828, 638, 067. 90
		Total internal-revenue receipts.....	2, 589, 175, 891. 58
1	A15	2. Customs receipts.....	547, 561, 226. 11
5	A46	3. Miscellaneous receipts—	
		1. Interest, premium, and discount.....	207, 805, 638. 47
		2. Sale of Government property.....	26, 190, 551. 68
		3. Public-domain receipts.....	16, 566, 146. 49
		4. Net earnings, Federal reserve banks (franchise tax).....	641, 959. 88
		5. Profits on coinage, bullion deposits, etc.....	8, 715, 150. 82
		6. Revenue-producing enterprises.....	30, 140, 252. 96
		7. Rent of public buildings and grounds.....	1, 338, 130. 44
		8. Fees, fines, penalties, forfeitures, etc.....	32, 987, 191. 81
		9. Gifts and contributions.....	6, 366, 351. 08
		10. Miscellaneous unclassified receipts.....	9, 137, 558. 43
		11. Army and Navy miscellaneous collections.....	8, 151, 536. 88
		12. Repayments of investments.....	160, 466, 227. 71
		13. Assessments and reimbursements.....	32, 120, 432. 21
		14. District of Columbia receipts.....	20, 659, 336. 21
		15. Trust-fund receipts.....	82, 450, 021. 27
		Total.....	643, 736, 486. 34
		Adjustment between receipts by warrant and cash receipts as per Treasury statement.....	324, 919. 61
		Total miscellaneous receipts.....	643, 411, 566. 73
		Total receipts.....	3, 780, 148, 684. 42
4	A45	B. Expenditures, by character of expenditure:	
		1. Current expenses, including equipment.....	812, 728, 578. 30
		2. Nonadministrative expenses— ²	
		1. Interest on public debt.....	881, 806, 662. 36
		2. Pensions.....	219, 930, 979. 94
		3. Other.....	554, 311, 802. 21
		Total nonadministrative expenses ²	1, 656, 049, 444. 51
		3. Construction work, including national-defense structures—	
		1. Rural post roads.....	95, 336, 693. 12
		2. Rivers and harbors.....	79, 429, 042. 00
		3. Panama Canal.....	9, 092, 711. 33
		4. Other public works.....	33, 558, 475. 31
		Total public works.....	217, 416, 921. 76
		4. District of Columbia.....	32, 713, 000. 57
		5. Deficiencies in postal revenues.....	23, 216, 783. 58
		6. Operations in special accounts ³	⁴ 1, 373, 774. 51
		7. Investments—farmers' seed-grain loans.....	⁴ 286, 062. 21
		8. Reduction in principal of public debt, payable from ordinary receipts—	
		1. Sinking fund.....	306, 308, 400. 00
		2. Other.....	160, 229, 713. 83
		Total reduction in principal of public debt payable from ordinary receipts.....	466, 538, 113. 83
		9. Special funds.....	21, 782, 956. 51

¹ On basis of Treasury daily statement.² Represents those disbursements of the Government which do not constitute expenses of administration strictly speaking. Examples of such expenditures are interest on the public debt, pensions, grants, subsidies and contributions, refunds and drawbacks, indemnities, military and naval insurance, and the like.³ These are net figures and make allowance for receipts and deposits credited to the accounts concerned.⁴ Deduct, excess of credits.

No. 14.—*Statement of operations, general fund, fiscal year ended June 30, 1925*—Continued

Reference to statement		Item	Fiscal year 1925
No.	Page		
		B. Expenditures, by character of expenditure—Continued.	
4	A45	10. Trust funds:	
		1. Investment of trust funds.....	\$142, 660, 441. 12
		2. Expenditure from trust funds.....	158, 197, 042. 63
		Total trust funds.....	300, 857, 483. 75
		Total expenditures.....	3, 529, 643, 446. 09
1	A15	C. Excess of ordinary receipts over expenditures payable therefrom.....	250, 505, 238. 33
		D. Balance in general fund at beginning of year.....	235, 411, 481. 52
		E. Balance, and excess of ordinary receipts over expenditures payable therefrom.....	485, 916, 719. 85
		F. Deduct amount of general fund applied through loan funds to redemption of public debt, in addition to sinking fund and restricted receipts, item B-8.....	268, 080, 987. 76
		G. Balance in general fund at end of year.....	217, 835, 732. 09

BUDGET STATEMENT No. 15

Consolidated statement of operations,¹ fiscal year ended June 30, 1925

[GENERAL FUND AND PUBLIC-DEBT LOAN FUNDS]

Reference to statement		Item	Fiscal year 1925
No.	Page		
14	A59	A. Receipts:	
16	A61	1. Ordinary receipts (general fund).....	\$3, 780, 148, 684. 42
		2. Public-debt (loan) funds.....	3, 152, 720, 695. 69
		Total receipts.....	6, 932, 869, 380. 11
14	A59	B. Expenditures:	
16	A61	1. General fund.....	3, 529, 643, 446. 09
		2. Public-debt (loan) funds ²	3, 420, 802, 683. 45
		Total expenditures.....	6, 950, 446, 129. 54
13	A58	C. Excess of all expenditures over receipts.....	17, 575, 749. 43
13	A58	D. Balance in general fund at beginning of year, July 1, 1924.....	235, 411, 481. 52
13	A58	E. Balance in general fund at end of year, June 30, 1925.....	217, 835, 732. 09

¹ On basis of Treasury daily statement.² Excludes redemptions of debt payable from "Ordinary receipts." These are included in general-fund expenditures.

BUDGET STATEMENT No. 16

Statement of operations,¹ public debt receipts and expenditures, fiscal years ended June 30, 1925 and 1924

Reference to statement			Fiscal year 1925	Fiscal year 1924
No.	Page			
15	A60	A. Public debt receipts and deposits:		
		1. Treasury notes.....		\$209, 750. 00
		2. Treasury bonds.....	\$1, 047, 088, 500. 00	
		3. Certificates of indebtedness.....	1, 876, 578, 500. 00	2, 014, 892, 500. 00
		4. Treasury savings securities.....	23, 599, 203. 19	163, 866, 319. 80
		5. Postal savings bonds.....	102, 120. 00	33, 560. 00
		6. Deposits for retirement of national-bank notes and Federal reserve bank notes (acts of July 14, 1890, and Dec. 23, 1913).....	105, 352, 372. 50	28, 453, 557. 50
		7. Treasury notes and certificates of indebtedness (adjusted service series).....	100, 000, 000. 00	
		Total public debt receipts and deposits.....	3, 152, 720, 695. 69	2, 207, 455, 687. 30
15	A60	B. Public debt expenditures:		
		1. Interest-bearing debt—		
		1. Certificates of indebtedness.....	2, 152, 954, 500. 00	2, 238, 577, 000. 00
		2. War savings securities.....	21, 664, 148. 79	54, 051, 976. 93
		3. Treasury savings securities.....	29, 203, 952. 20	33, 405, 822. 10
		4. Treasury notes and certificates of indebtedness (adjusted service series).....	4, 600, 000. 00	
		5. Loan of 1925.....	117, 050, 150. 00	
		6. Liberty bonds and Victory loan notes.....	118, 843, 000. 00	590, 197, 950. 00
		7. Treasury notes.....	1, 373, 383, 000. 00	356, 981, 600. 00
		8. Treasury bonds.....		6, 000. 00
		Total expenditures, interest-bearing debt.....	3, 817, 698, 750. 99	3, 273, 220, 349. 03
		2. Debt bearing no interest—Miscellaneous debt items.....	666, 654. 29	45, 336. 64
		3. National-bank notes and Federal reserve notes retired.....	68, 974, 392. 00	33, 084, 377. 50
		Total public debt expenditures.....	3, 887, 339, 797. 28	3, 306, 350, 063. 17
		C. Redemptions of the public debt required to be paid from ordinary receipts (for details see page A33).....	466, 538, 113. 83	457, 999, 750. 00
		D. Additional redemptions of the public debt (net).....	268, 080, 987. 76	640, 894, 625. 87
		E. Total redemptions of the public debt (net).....	734, 619, 101. 59	1, 098, 894, 375. 87

¹ On basis of daily Treasury statement.

BUDGET STATEMENT No. 17

PUBLIC DEBT OF THE UNITED STATES

Summary statement of outstanding debt at close of business June 30, 1925, compared with June 30, 1924, and June 30, 1916

[On basis of revised figures reported in the "Statement of the Public Debt of the United States"]

Description of loan	Outstanding debt		Decrease in fiscal year 1925	Outstanding debt June 30, 1916
	June 30, 1925	June 30, 1924		
A. Interest-bearing debt (see Statement No. 18, p. 63):				
1. Bonds—				
1. Pre-war	\$765, 316, 010. 00	\$883, 703, 790. 00	\$118, 387, 780. 00	\$967, 172, 590. 00
2. War (Liberty loan bonds)	14, 265, 936, 950. 00	14, 377, 807, 400. 00	111, 870, 450. 00	
3. Treasury bonds	1, 811, 036, 800. 00	763, 948, 300. 00	¹ 1, 047, 088, 500. 00	
Total bonds	16, 842, 289, 760. 00	16, 025, 459, 490. 00	¹ 816, 830, 270. 00	967, 172, 590. 00
2. Treasury notes	2, 404, 241, 400. 00	3, 735, 309, 400. 00	1, 331, 068, 000. 00	4, 390, 000. 00
3. Certificates of indebtedness—Tax	578, 685, 000. 00	807, 513, 500. 00	228, 828, 500. 00	
4. War savings securities ²	385, 690, 091. 35	413, 304, 039. 66	27, 613, 948. 31	
Total interest-bearing debt	20, 210, 906, 251. 35	20, 981, 586, 429. 66	770, 680, 178. 31	971, 562, 590. 00
B. Matured debt on which interest has ceased:				
1. Pre-war loans	1, 280, 460. 26	4, 408, 200. 26	3, 127, 740. 00	1, 473, 100. 26
2. War loans	28, 962, 470. 00	25, 833, 050. 00	¹ 3, 129, 420. 00	
Total matured debt on which interest has ceased	30, 242, 930. 26	30, 241, 250. 26	¹ 1, 680. 00	1, 473, 100. 26
C. Debt bearing no interest	275, 122, 993. 12	239, 292, 746. 91	¹ 35, 830, 246. 21	252, 109, 877. 27
D. Total gross debt ³	20, 516, 272, 174. 73	21, 251, 120, 426. 83	734, 848, 252. 10	1, 225, 145, 567. 53
E. Plus matured interest obligations, etc. ⁴	142, 941, 522. 28	164, 954, 358. 94	22, 012, 836. 66	17, 061, 950. 25
F. Total gross debt plus matured interest obligations, etc.	20, 659, 213, 697. 01	21, 416, 074, 785. 77	756, 861, 088. 76	1, 242, 207, 517. 78
G. Less offsets to debt: ⁵				
Cash balance held by Treasurer of the United States as per daily Treasury statements of June 30	217, 835, 732. 09	235, 411, 481. 52	17, 575, 749. 43	236, 879, 590. 90
H. Net debt, including matured interest obligations, etc. ⁵	20, 441, 377, 964. 92	21, 180, 663, 304. 25	739, 285, 339. 33	1, 005, 327, 926. 88

¹ Increase.

² Amounts issued of Treasury (war) savings certificates of the series of 1919, 1920, and 1921 are on basis of reports of sales, taken at issue price; amounts retired are on basis of redemption value. Amounts issued and amounts outstanding of Treasury savings certificates, issue of December 15, 1921, series of 1921 and 1922, and issue of September 30, 1922, series of 1922 and 1923, are on basis of net redemption value, partly estimated, and for the issue of December 15, 1921, include receipts from sales of Treasury savings stamps.

³ The total gross debt June 30, 1925, on the basis of daily Treasury statements was \$20,516,193,887.90, and the net amount of public debt redemptions and receipts in transit etc., was \$78,296.83.

⁴ Accrued discount calculated on basis of exact accrual at rate of 4 per cent per annum compounded, quarterly, with due allowance for cash redemptions to date.

⁵ No deduction is made on account of obligations of foreign governments or other investments.

BUDGET STATEMENT No. 18
PUBLIC DEBT OF THE UNITED STATES

Detail statement of outstanding debt at close of business June 30, 1925, compared with June 30, 1924, and June 30, 1916

Description of loan	Interest rate (per cent)	Outstanding debt		Decrease in fiscal year 1925	Outstanding debt June 30, 1916
		June 30, 1925	June 30, 1924		
A. Interest-bearing debt:					
1. Bonds—					
1. Pre-war—					
2 per cent consols of 1930.....	2	\$599, 724, 050. 00	\$599, 724, 050. 00	-----	\$636, 259. 550. 00
4 per cent loan of 1925.....	4	-----	118, 489, 900. 00	\$118, 489, 900. 00	118, 489, 900. 00
2 per cent Panamas of 1916-1936.....	2	48, 954, 180. 00	48, 954, 180. 00	-----	54, 456, 980. 00
2 per cent Panamas of 1918-1938.....	2	25, 947, 400. 00	25, 947, 400. 00	-----	29, 875, 000. 00
3 per cent Panamas of 1961.....	3	49, 800, 000. 00	49, 800, 000. 00	-----	50, 000, 000. 00
3 per cent conversion bonds of 1946-47.....	3	28, 894, 500. 00	28, 894, 500. 00	-----	5, 900, 600. 00
2½ per cent postal savings bonds (1st to 22d series).....	2½	11, 995, 880. 00	11, 893, 760. 00	¹ 102, 120. 00	8, 245, 100. 00
3 per cent loan of 1908-1918.....	3	-----	-----	-----	63, 945, 460. 00
Total pre-war bonds.....	-----	765, 316, 010. 00	883, 703, 790. 00	118, 387, 780. 00	967, 172, 590. 00
2. War (Liberty loan bonds)—					
First Liberty loan—					
3½ per cent bonds of 1932-1947.....	3½	1, 409, 995, 950. 00	1, 409, 999, 000. 00	3, 050. 00	-----
Converted 4 per cent bonds of 1932-1947.....	4	5, 243, 350. 00	7, 172, 050. 00	1, 928, 700. 00	-----
Converted 4¼ per cent bonds of 1932-1947.....	4¼	532, 788, 200. 00	530, 861, 550. 00	¹ 1, 926, 650. 00	-----
Second converted 4¼ per cent bonds of 1932-1947.....	4¼	3, 492, 150. 00	3, 492, 150. 00	-----	-----
Total, first Liberty loan.....	-----	1, 951, 519, 650. 00	1, 951, 524, 750. 00	5, 100. 00	-----
Second Liberty loan—					
4 per cent bonds of 1927-1942.....	4	21, 091, 600. 00	28, 445, 000. 00	7, 353, 400. 00	-----
Converted 4¼ per cent bonds of 1927-1942.....	4¼	3, 083, 467, 150. 00	3, 076, 142, 150. 00	¹ 7, 325, 000. 00	-----
Total, second Liberty loan.....	-----	3, 104, 558, 750. 00	3, 104, 587, 150. 00	28, 400. 00	-----
Third Liberty loan—					
4¼ per cent bonds of 1928.....	4¼	2, 885, 377, 350. 00	2, 997, 199, 950. 00	111, 822, 600. 00	-----
Fourth Liberty loan—					
4¼ per cent bonds of 1933-1938.....	4¼	6, 324, 481, 200. 00	6, 324, 495, 550. 00	14, 350. 00	-----
Total war bonds.....	-----	14, 265, 936, 950. 00	14, 377, 807, 400. 00	111, 870, 450. 00	-----
3. Treasury bonds—					
Bonds of 1947-1952.....	4¼	763, 948, 300. 00	763, 948, 300. 00	-----	-----
Bonds of 1944-1954.....	4	1, 047, 088, 500. 00	-----	¹ 1, 047, 088, 500. 00	-----
Total bonds.....	-----	16, 842, 289, 760. 00	16, 025, 459, 490. 00	¹ 816, 830, 270. 00	967, 172, 590. 00
2. Notes—					
Treasury notes—					
One-year Treasury notes, act of Dec. 23, 1913.....					
Series B 1924.....	3	-----	-----	-----	4, 390, 000. 00
A 1925.....	5½	-----	377, 681, 100. 00	377, 681, 100. 00	-----
B 1925.....	4¾	299, 659, 900. 00	597, 325, 900. 00	297, 666, 000. 00	-----
C 1925.....	4¾	-----	299, 659, 900. 00	299, 659, 900. 00	-----
A 1926.....	4½	615, 677, 900. 00	406, 031, 000. 00	406, 031, 000. 00	-----
B 1926.....	4¾	414, 922, 300. 00	615, 707, 900. 00	30, 000. 00	-----
A 1927.....	4½	355, 779, 900. 00	414, 922, 300. 00	-----	-----
B 1927.....	4½	668, 201, 400. 00	355, 779, 900. 00	-----	-----
Adjusted service series.....	4	50, 000, 000. 00	668, 201, 400. 00	¹ 50, 000, 000. 00	-----
Total Treasury notes.....	-----	2, 404, 241, 400. 00	3, 735, 309, 400. 00	1, 331, 068, 000. 00	4, 390, 000. 00

¹ Increase.

PUBLIC DEBT OF THE UNITED STATES—continued

No. 18.—*Detail statement of outstanding debt at close of business June 30, 1925, compared with June 30, 1924, and June 30, 1916—Continued*

Description of loan	Interest rate (per cent)	Outstanding debt		Decrease in fiscal year 1925	Outstanding debt June 30, 1916
		June 30, 1925	June 30, 1924		
A. Interest-bearing debt—Continued.					
3. Certificates of indebtedness—					
Tax—					
Series TS 1925	2¾	\$229, 576, 000. 00		¹ \$229, 576, 000. 00	
TD 1925	3	179, 462, 000. 00		¹ 179, 462, 000. 00	
TJ 1926	3	124, 247, 000. 00		¹ 124, 247, 000. 00	
Adjusted service series	4	45, 400, 000. 00		¹ 45, 400, 000. 00	
TD 1924	4¼		\$214, 149, 000. 00	214, 149, 000. 00	
TD-2-1924	2¾		193, 065, 500. 00	193, 065, 500. 00	
TM 1925	4		400, 299, 000. 00	400, 299, 000. 00	
Total tax certificates		578, 685, 000. 00	807, 513, 500. 00	228, 828, 500. 00	
4. War savings securities ² —					
1. War savings certificates, series 1920	4		20, 584, 099. 95	20, 584, 099. 95	
2. War savings certificates, series 1921	4	11, 186, 529. 32	12, 003, 926. 87	817, 397. 55	
3. Treasury savings certificates, series 1921, issue of Dec. 15, 1921	4½	1, 810, 424. 85	1, 825, 256. 60	14, 831. 75	
4. Treasury savings certificates, series 1922, issue of Dec. 15, 1921	4½	96, 933, 452. 25	99, 853, 660. 75	2, 920, 208. 50	
5. Treasury savings certificates, series 1922, issue of Sept. 30, 1922	4	15, 053, 033. 90	15, 906, 741. 90	853, 708. 00	
6. Treasury savings certificates, series 1923, issue of Sept. 30, 1922	4	134, 172, 088. 25	141, 064, 348. 50	6, 892, 260. 25	
7. Treasury savings certificates, series 1923, issue of Dec. 1, 1923	³ 4½	24, 462, 754. 15	25, 778, 772. 40	1, 316, 018. 25	
8. Treasury savings certificates, series 1924, issue of Dec. 1, 1923	³ 4½	98, 203, 221. 35	92, 163, 690. 60	¹ 6, 039, 530. 75	
9. Thrift and Treasury savings stamps, unclassified sales, etc.		3, 868, 587. 28	4, 123, 542. 09	254, 954. 81	
Total war savings securities		385, 690, 091. 35	413, 304, 039. 66	27, 613, 948. 31	
Total interest-bearing debt outstanding		20, 210, 906, 251. 35	20, 981, 586, 429. 66	770, 680, 178. 31	\$971, 562, 590. 00
B. Matured debt on which interest has ceased (payable on presentation):					
1. Old debt matured at various dates prior to Apr. 1, 1917		1, 280, 460. 26	1, 282, 140. 26	1, 680. 00	1, 473, 100. 26
2. Certificates of indebtedness, at various interest rates, matured		711, 500. 00	2, 859, 000. 00	2, 147, 500. 00	
3. Spanish War loan of 1908-1918		244, 820. 00	267, 060. 00	22, 240. 00	
4. 3¾ per cent Victory notes of 1922-23		40, 300. 00	146, 850. 00	106, 550. 00	
5. 4¾ per cent Victory notes of 1922-23 (with serial letters "A" to "F")		2, 217, 350. 00	4, 815, 600. 00	2, 598, 250. 00	
6. 4¾ per cent Victory notes of 1922-23 (with serial letters "G" to "L")		4, 511, 050. 00	8, 748, 100. 00	4, 237, 050. 00	
7. Treasury notes—Series A-1924		355, 300. 00	12, 122, 500. 00	11, 767, 200. 00	
8. Treasury notes—Series B-1924		432, 000. 00		¹ 432, 000. 00	
9. Treasury notes—Series A-1925		1, 948, 300. 00		¹ 1, 948, 300. 00	
10. Treasury notes—Series C-1925		17, 063, 100. 00		¹ 17, 063, 100. 00	
11. 4 per cent loan of 1925		1, 438, 750. 00		¹ 1, 438, 750. 00	
Total matured debt outstanding on which interest has ceased		30, 242, 930. 26	30, 241, 250. 26	¹ 1, 680. 00	1, 473, 100. 26
C. Debt bearing no interest (payable on presentation):					
1. Obligations required to be reissued when redeemed—					
United States notes		346, 681, 016. 00	346, 681, 016. 00		346, 681, 016. 00
Less gold reserve		153, 620, 985. 51	152, 979, 025. 63	¹ 641, 959. 88	152, 979, 025. 63
Excess of notes over reserve		193, 060, 030. 49	193, 701, 990. 37	641, 959. 88	193, 701, 990. 37

¹ Increase.

² Amounts issued of Treasury (war) savings certificates of the series of 1919, 1920, and 1921 are on basis of reports of sales, taken at issue price; amounts retired are on basis of redemption value. Amounts issued and amounts outstanding of Treasury savings certificates, issue of Dec. 15, 1921, series of 1921 and 1922, and issue of Sept. 30, 1922, series of 1922 and 1923, are on basis of net redemption value, partly estimated, and for the issue of Dec. 15, 1921, include receipts from sales of Treasury savings stamps.

³ Average rate.

PUBLIC DEBT OF THE UNITED STATES

No. 18.—*Detail statement of outstanding debt at close of business June 30, 1925, compared with June 30, 1924, and June 30, 1916—Continued*

Description of loan	Interest rate (per cent)	Outstanding debt		Decrease in fiscal year 1925	Outstanding debt June 30, 1916
		June 30, 1925	June 30, 1924		
C. Debt bearing no interest—Continued.					
2. Obligations that will be retired on presentation—					
Old demand notes		\$53, 012. 50	\$53, 012. 50		\$53, 152. 05
National bank notes and Federal reserve bank notes assumed by the United States on deposit of lawful money for their retirement		80, 014, 519. 50	43, 541, 539. 00	¹ \$36, 472, 980. 50	51, 506, 237. 50
Fractional currency		1, 995, 430. 63	1, 996, 205. 04	774. 41	6, 848, 496. 90
Total debt bearing no interest outstanding		275, 122, 993. 12	239, 292, 746. 91	35, 830, 246. 21	252, 109, 877. 27
D. Total gross debt ²		20, 516, 272, 174. 73	21, 251, 120, 426. 83	734, 848, 252. 10	1, 225, 145, 567. 53
E. Plus matured interest obligations, etc.:					
1. Matured interest obligations outstanding		53, 115, 692. 18	56, 113, 477. 49	2, 997, 785. 31	909, 616. 85
2. Discount accrued (partly estimated) on war savings securities, series of 1918 ³		8, 747, 300. 00	12, 643, 195. 00	3, 895, 895. 00	
3. Discount accrued (partly estimated) on war savings securities, series of 1919 ⁴		2, 251, 010. 00	5, 917, 775. 00	3, 666, 765. 00	
4. Discount accrued (partly estimated) on war savings securities, series of 1920 ⁴		2, 353, 850. 00	4, 640, 039. 40	2, 286, 189. 40	
5. Discount accrued (partly estimated) on Treasury (war) savings certificates, series of 1921 ⁴		2, 428, 917. 89	1, 944, 865. 85	¹ 484, 052. 04	
6. Treasury warrants outstanding		2, 565, 496. 84	1, 396, 323. 35	¹ 1, 169, 173. 49	2, 309, 205. 14
7. Disbursing officers' checks outstanding		71, 479, 255. 37	82, 298, 682. 85	10, 819, 427. 48	13, 843, 128. 26
Total matured interest obligations, etc.		142, 941, 522. 28	164, 954, 358. 94	22, 012, 836. 66	17, 061, 950. 25
F. Total gross debt, plus matured interest obligations, etc.		20, 659, 213, 697. 01	21, 416, 074, 785. 77	756, 861, 088. 76	1, 242, 207, 517. 78
G. Less offsets to debt: ⁵					
Cash balance held by Treasurer of the United States as per daily Treasury statements of June 30		217, 835, 732. 09	235, 411, 481. 52	17, 575, 749. 43	236, 879, 590. 90
H. Net debt, including matured interest obligations, etc. ⁶		20, 441, 377, 964. 92	21, 180, 663, 304. 25	739, 285, 339. 33	1, 005, 327, 926. 88

¹ Increase.

² The total gross debt June 30, 1925, on the basis of daily Treasury statements was \$20,516,193,887.90 and the net amount of public debt redemptions and receipts in transit, etc., was \$78,286.83.

³ Treasury (war) savings certificates, series of 1918, matured Jan. 1, 1923. The entire outstanding principal amount, taken at issue price less amounts retired on basis of redemption value, has already been charged out, so that the balance still outstanding appears as discount accrued, partly estimated.

⁴ Accrued discount calculated on basis of exact accrual at rate of 4 per cent per annum compounded quarterly, with due allowance for cash redemptions to date.

⁵ No deduction is made on account of obligations of foreign governments or other investments.

CUMULATIVE SINKING FUND STATEMENTS REPORTED BY THE SECRETARY OF THE TREASURY

BUDGET STATEMENT No. 19

Cumulative sinking fund account, fiscal year 1925

Debits	Amount	Credits	Amount
A. Balance at beginning of year July 1, 1924.....	\$3. 69	C. Expenditures on account of principal: Net cash expenditures.....	\$306, 666, 736. 01
B. Sinking fund appropriations:			
1. 2½ per cent of aggregate amount of Liberty bonds and Victory notes outstanding on July 1, 1920, less par amount of obligations of foreign Governments purchased under the several Liberty loan acts and held by the United States on July 1, 1920 (sec. 6, Victory Liberty loan act of Mar. 3, 1919).....	253, 404, 864. 87		
2. Interest on bonds and notes purchased or redeemed prior to June 30, 1925 (par. (a), sec. 6, act approved Mar. 3, 1919, as amended by act approved Mar. 2, 1923).....	53, 261, 890. 96	D. Balance at end of year June 30, 1925.....	23. 51
Total debits.....	306, 666, 759. 52	Total credits.....	306, 666, 759. 52

BUDGET STATEMENT No. 20

Cumulative sinking fund account, estimated for fiscal year 1926

A. Balance at beginning of year July 1, 1925.....	\$23. 51	B. Expenditures on account of principal (estimated): Net cash expenditures.....	\$325, 304, 445. 20
B. Sinking fund appropriations:			
1. 2½ per cent of aggregate amount of Liberty bonds and Victory notes outstanding on July 1, 1920, less par amount of obligations of foreign Governments purchased under the several Liberty loan acts and held by the United States on July 1, 1920 (sec. 6, Victory Liberty loan act of Mar. 3, 1919).....	253, 404, 864. 87		
2. Interest (par. (a), sec. 6, act approved Mar. 3, 1919, as amended by act approved Mar. 2, 1923)—			
(1) One year's interest on bonds and notes purchased or redeemed prior to July 1, 1925.....	65, 130, 676. 38		
(2) Interest on bonds and notes purchased or redeemed during fiscal year 1926 (estimated).....	6, 768, 880. 44		
Total debits.....	325, 304, 445. 20	Total credits.....	325, 304, 445. 20

BUDGET STATEMENT No. 21

Cumulative sinking fund account, estimates for fiscal year 1927

A. Sinking fund appropriations:		B. Expenditures on account of principal (estimated): Net cash expenditures.....	\$339, 423, 648. 44
1. 2½ per cent of aggregate amount of Liberty bonds and Victory notes outstanding on July 1, 1920, less par amount of obligations of foreign Governments purchased under the several Liberty loan acts and held by the United States on July 1, 1920 (sec. 6, Victory Liberty loan act of Mar. 3, 1919).....	\$253, 404, 864. 87		
2. Interest (par. (a), sec. 6, act approved Mar. 3, 1919, as amended by act approved Mar. 2, 1923)—			
(1) One year's interest on bonds and notes purchased or redeemed prior to July 1, 1926 (estimated).....	78, 956, 113. 38		
(2) Interest on bonds and notes purchased or redeemed during fiscal year 1927 (estimated).....	7, 062, 670. 19		
Total debits.....	339, 423, 648. 44	Total credits.....	339, 423, 648. 44

BUDGET STATEMENT No. 22

Proposed public debt issues and redemptions and purchases, fiscal year 1927, compared with prior years

[On basis of daily Treasury statements]

	Fiscal year 1927	Fiscal year 1926	Fiscal year 1925
EXPENDITURES			
Certificates of indebtedness.....	\$800,000,000.00	\$830,621,000.00	\$809,661,000.00
Victory notes.....	1,000,000.00	3,000,000.00	6,972,550.00
Treasury notes and Liberty bonds.....	1,438,903,600.00	915,337,800.00	1,485,253,450.00
Treasury notes and certificates, adjusted service series.....	15,000,000.00	15,000,000.00	4,600,000.00
Treasury (War) savings securities.....	97,000,000.00	12,000,000.00	50,868,101.00
Retirements of Federal reserve bank notes and national bank notes.....	35,000,000.00	50,000,000.00	68,974,392.00
Loan of 1925.....	-----	1,400,000.00	117,050,150.00
Old debt items.....	10,000.00	15,000.00	666,654.00
Total public debt expenditures.....	2,386,913,600.00	1,827,373,800.00	2,544,046,297.00
Deduct:			
Debt expenditures chargeable against ordinary receipts (as above)—			
Sinking fund.....	\$339,423,648.00	\$325,304,445.00	\$306,308,400.00
Purchase of Liberty bonds from foreign repayments.....	-----	-----	386,100.00
Redemption of bonds and notes from estate taxes.....	-----	-----	47,550.00
Received from foreign governments under debt settlements.....	175,159,750.00	174,124,150.00	158,793,500.00
Retirements from Federal reserve bank franchise tax receipts.....	500,000.00	500,000.00	113,646.00
Retirements from gifts, forfeitures, etc.....	-----	-----	208,404.00
Retirements from net earnings of Federal intermediate credit banks.....	500,000.00	500,000.00	680,514.00
	515,583,398.00	500,428,595.00	466,538,114.00
	1,871,330,202.00	1,326,945,205.00	2,077,508,183.00
RECEIPTS			
Treasury savings securities.....	-----	-----	23,599,203.00
Deposits to retire Federal reserve bank notes and national bank notes.....	20,000,000.00	20,000,000.00	105,352,372.00
New issues of securities, including Treasury bonds, notes, and certificates.....	1,521,022,307.00	1,044,903,449.00	1,680,475,620.00
Total public debt receipts.....	1,541,022,307.00	1,064,903,449.00	1,809,427,195.00
Excess of public debt retirements over the retirements chargeable against ordinary receipts due to indicated surplus in ordinary receipts and decrease in general fund balance.....	330,307,895.00	262,041,756.00	268,080,988.00
	1,871,330,202.00	1,326,945,205.00	2,077,508,183.00

NOTE.—The expenditures on account of Treasury certificates of indebtedness and the receipts on account of new issues of securities, as shown in this statement, do not include Treasury certificates which are issued and retired within the same fiscal year.

BUDGET STATEMENT NO. 23

Statement summarizing and comparing by classification services and grades for the fiscal years 1927, 1926, and 1925 the average number of employees, the average salary rates, and the total salaries of the personnel of the executive departments and independent establishments in the District of Columbia, classified under the act of March 4, 1923

Classification service and grade by department or establishment	Estimated expenditures, 1927			Estimated expenditures, 1926			Expended and obligated, 1925		
	Average number of employees	Average salary rate	Total salaries	Average number of employees	Average salary rate	Total salaries	Average number of employees	Average salary rate	Total salaries
Professional and scientific service:									
Grade 7, \$7,500—									
Federal Trade Commission.....	1	\$7,500.00	\$7,500.00	1	\$7,500.00	\$7,500.00	1 ¹ / ₂	\$7,500.00	\$4,375.00
Interstate Commerce Commission.....	4	9,500.00	38,000.00	4	9,500.00	38,000.00	4	9,500.00	38,000.00
Department of Agriculture.....	3	7,500.00	22,500.00	2 ¹ / ₂	7,500.00	18,750.00	3	7,500.00	22,500.00
Department of Justice.....	8	8,937.00	71,497.00	10	9,150.00	91,496.00	10 ¹ / ₂	9,037.00	97,153.00
Total.....	16	8,719.00	139,497.00	17 ¹ / ₂	8,900.00	155,746.00	18 ¹ / ₂	8,840.00	162,028.00
Grade 6, \$6,000 to \$7,500; average, \$6,750—									
Alien Property Custodian.....	1	7,500.00	7,500.00	1	7,500.00	7,500.00	1	7,500.00	7,500.00
Board of Tax Appeals.....	7	7,500.00	52,500.00	16	7,500.00	120,000.00	12 ¹ / ₂	7,500.00	90,125.00
Federal Board for Vocational Education.....	4	6,750.00	27,000.00	4	6,750.00	27,000.00	4	6,250.00	25,000.00
Federal Power Commission.....	1	6,500.00	6,500.00	1	6,500.00	6,500.00	1	6,312.00	6,312.00
Federal Trade Commission.....	3	6,500.00	19,500.00	3	6,500.00	19,500.00	2 ¹ / ₂	6,823.00	17,628.00
General Accounting Office.....	1	7,000.00	7,000.00	1	7,000.00	7,000.00	1	7,000.00	7,000.00
Interstate Commerce Commission.....	7	6,964.00	48,750.00	6	7,000.00	42,000.00	4	7,214.00	28,854.00
National Advisory Committee for Aeronautics.....	1	7,000.00	7,000.00	1	7,000.00	7,000.00	1	7,000.00	7,000.00
Shipping Board.....	2	8,750.00	17,500.00	2	8,750.00	17,500.00	2	8,750.00	17,500.00
Smithsonian Institution.....	1	6,000.00	6,000.00	1	6,000.00	6,000.00	1 ¹ / ₂	6,000.00	1,500.00
Tariff Commission.....	1	7,500.00	7,500.00	1	7,500.00	7,500.00	1 ¹ / ₂	7,500.00	1,813.00
United States Veterans' Bureau.....	2	7,500.00	15,000.00	2	7,500.00	15,000.00	2	7,500.00	15,000.00
Department of Agriculture.....	17	6,206.00	105,500.00	16	6,219.00	99,500.00	13 ¹ / ₂	6,148.00	83,019.00
Department of Commerce.....	6 ¹ / ₂	6,500.00	42,250.00	6 ¹ / ₂	6,500.00	42,250.00	6 ¹ / ₂	7,169.00	44,144.00
Department of the Interior.....	6	6,750.00	40,500.00	4	7,000.00	28,000.00	4	7,312.00	29,250.00
Department of Justice.....	25	6,340.00	158,500.00	28 ¹ / ₂	6,921.00	197,249.00	26 ¹ / ₂	7,004.00	180,931.00
Department of Labor.....	3	6,000.00	18,000.00	3	6,000.00	18,000.00	2 ¹ / ₂	6,000.00	15,000.00
Post Office Department.....	1	6,000.00	6,000.00	1	6,000.00	6,000.00	2	6,704.00	13,408.00
Treasury Department.....	2	6,750.00	13,500.00	2	6,750.00	13,500.00	2	6,750.00	13,500.00
District of Columbia.....	1 ¹ / ₂	6,000.00	9,000.00	1 ¹ / ₂	6,000.00	9,000.00	1 ¹ / ₂	5,520.00	4,600.00
Total.....	92 ¹ / ₂	6,605.00	611,000.00	101	6,851.00	691,999.00	88 ¹ / ₂	6,902.00	609,082.00
Grade 5, \$5,200 to \$6,000; average, \$5,600—									
Alien Property Custodian.....	1	6,000.00	6,000.00	1	6,000.00	6,000.00	1	6,000.00	6,000.00
Board of Tax Appeals.....	6	5,667.00	34,000.00				14 ¹ / ₂	5,200.00	9,753.00
Civil Service Commission.....	2	5,300.00	10,600.00	2	5,300.00	10,600.00	2	5,200.00	10,400.00
Federal Board for Vocational Education.....	5	5,480.00	27,400.00	5	5,360.00	26,800.00	5	5,200.00	26,000.00
Federal Trade Commission.....	17	5,388.00	91,596.00	17	5,388.00	91,596.00	14 ¹ / ₂	5,400.00	77,400.00
General Accounting Office.....	5	5,520.00	27,600.00	5	5,520.00	27,600.00	5	5,520.00	27,600.00
Interstate Commerce Commission.....	55	5,605.00	308,288.00	53	5,605.00	297,088.00	24	5,494.00	131,866.00
Smithsonian Institution.....	5	5,200.00	26,000.00	5	5,200.00	26,000.00	5	5,200.00	26,000.00
Tariff Commission.....	7	5,429.00	38,002.00	7	5,429.00	38,002.00	5 ¹ / ₂	5,416.00	27,528.00
United States Veterans' Bureau.....	15	5,600.00	84,000.00	16	5,600.00	89,600.00	17	5,506.00	93,602.00
Department of Agriculture.....	114 ¹ / ₂	5,207.00	593,596.00	115 ¹ / ₂	5,221.00	600,673.00	115 ¹ / ₂	5,192.00	600,087.00
Department of Commerce.....	68 ¹ / ₂	5,393.00	369,412.00	65 ¹ / ₂	5,368.00	352,984.00	63 ¹ / ₂	5,393.00	340,681.00
Department of the Interior.....	31	5,300.00	164,288.00	31 ¹ / ₂	5,316.96	164,435.00	28 ¹ / ₂	5,207.88	147,121.00
Department of Justice.....	31	5,252.00	162,812.00	35	5,349.00	187,202.00	28 ¹ / ₂	5,306.00	152,114.00
Department of Labor.....	4	5,250.00	21,000.00	4	5,250.00	21,000.00	2 ¹ / ₂	5,107.00	11,917.00
Navy Department.....	22	5,227.00	115,001.00	21	5,216.00	109,401.00	19 ¹ / ₂	5,204.00	99,300.00
Post Office Department.....	2	5,400.00	10,800.00	2	5,400.00	10,800.00	1	5,200.00	5,200.00
State Department.....	9	5,377.00	48,400.00	9	5,377.00	48,400.00	9	4,985.00	44,863.00
Treasury Department.....	48	5,479.00	262,983.00	45	5,502.00	247,583.00	33 ¹ / ₂	5,354.00	178,458.00
War Department.....	7	5,172.00	36,202.00	7	5,172.00	36,202.00	6	5,167.00	31,002.00
District of Columbia.....	20	5,410.00	108,200.00	20	5,300.00	106,000.00	17 ¹ / ₂	5,419.00	93,933.00
Total.....	474 ¹ / ₂	5,363.00	2,546,180.00	465 ¹ / ₂	5,350.00	2,492,566.00	404 ¹ / ₂	5,288.00	2,140,825.00
Grade 4, \$3,800 to \$5,000; average, \$4,400—									
Alien Property Custodian.....				1	5,000.00	5,000.00	2	4,167.00	8,333.00
Board of Tax Appeals.....	2	4,400.00	8,800.00	5	4,400.00	22,000.00			
Bureau of Efficiency.....	1	4,400.00	4,400.00	1	4,400.00	4,400.00	1 ¹ / ₂	4,200.00	1,650.00
Civil Service Commission.....	2	4,000.00	8,000.00	2	4,000.00	8,000.00	2	3,900.00	7,800.00
Employees' Compensation Commission.....	1	4,000.00	4,000.00	1	4,000.00	4,000.00	1	4,000.00	4,000.00
Federal Board for Vocational Education.....	19	4,285.00	81,600.00	19	4,128.00	78,400.00	17 ¹ / ₂	3,980.00	68,316.00

No. 23.—Statement summarizing and comparing by classification services and grades for the fiscal years 1927, 1926, and 1925, the average number of employees, the average salary rates, and the total salaries of the personnel of the executive departments and independent establishments in the District of Columbia, classified under the act of March 4, 1923—Continued

Classification service and grade by department or establishment	Estimated expenditures, 1927			Estimated expenditures, 1926			Expended and obligated, 1925		
	Average number of employees	Average salary rate	Total salaries	Average number of employees	Average salary rate	Total salaries	Average number of employees	Average salary rate	Total salaries
Professional and scientific service—Continued.									
Grade 4, \$3,800 to \$5,000; average, \$4,400—Continued.									
Federal Trade Commission.....	39	\$4,175.00	\$162,825.00	39	\$4,175.00	\$162,825.00	41½	\$4,175.00	\$171,871.00
General Accounting Office.....	7	3,914.00	27,400.00	7	3,914.00	27,400.00	7	3,857.00	27,000.00
Interstate Commerce Commission.....	131	4,295.00	562,698.00	128	4,288.00	548,904.00	78	4,138.00	322,782.00
National Advisory Committee for Aeronautics.....	1	4,400.00	4,400.00	1	4,400.00	1,940.00	1	3,800.00	3,800.00
Shipping Board.....	3	4,333.00	12,999.00	3	4,333.00	12,999.00	3	4,237.00	12,711.00
Smithsonian Institution.....	21	3,800.00	79,800.00	21½	3,800.00	81,700.00	20½	3,800.00	78,216.00
Tariff Commission.....	19	4,108.00	78,062.00	20	4,200.00	84,000.00	18½	4,046.00	74,849.00
United States Veterans' Bureau.....	66	4,404.00	290,664.00	81	4,402.00	356,562.00	107	4,236.00	453,252.00
Department of Agriculture.....	245½	4,001.00	983,929.00	253	3,932.00	994,882.00	239½	3,947.00	944,622.00
Department of Commerce.....	170½	4,056.00	692,634.00	156½	3,969.00	622,125.00	157½	3,979.00	626,028.00
Department of the Interior.....	100½	4,078.00	410,483.00	97½	4,100.00	395,650.00	95½	3,902.81	372,068.00
Department of Justice.....	42	4,057.00	170,394.00	50	4,056.00	202,804.00	45½	4,159.00	189,924.00
Department of Labor.....	12½	4,078.00	49,952.00	11½	4,061.00	47,720.00	9½	4,017.00	37,827.00
Navy Department.....	56	3,904.00	218,599.00	54	3,891.00	210,099.00	53½	3,861.00	207,519.00
Post Office Department.....	3	3,867.00	11,600.00	3	3,867.00	11,600.00	2½	3,827.00	9,568.00
State Department.....	9	4,176.00	37,598.00	9	4,176.00	37,598.00	9½	3,989.00	36,223.00
Treasury Department.....	238	4,041.00	961,864.00	240	4,039.00	969,456.00	237½	4,052.00	963,736.00
War Department.....	24	3,946.00	94,701.00	25	3,932.00	98,300.00	21½	3,926.00	86,038.00
District of Columbia.....	19	3,999.00	75,980.00	18	3,877.00	69,780.00	18	3,799.00	68,380.00
Total.....	1,232½	4,084.00	5,933,372.00	1,246½	4,057.00	5,058,144.00	1,189½	4,016.00	4,775,713.00
Grade 3, \$3,000 to \$3,600; average, \$3,300—									
Alien Property Custodian.....				1	3,000.00	3,000.00			
Board of Tax Appeals.....	2	3,300.00	6,600.00	3	3,300.00	9,900.00	2½	3,136.00	6,804.00
Civil Service Commission.....	7	3,171.00	22,200.00	7	3,171.00	22,200.00	6½	3,057.00	20,635.00
Federal Trade Commission.....	29	3,169.00	91,901.00	29	3,169.00	91,901.00	27½	3,170.00	87,439.00
General Accounting Office.....	8	3,225.00	25,800.00	8	3,225.00	25,800.00	7	3,171.00	22,200.00
Interstate Commerce Commission.....	95	3,275.00	311,157.00	116	3,280.00	380,457.00	80	3,128.00	250,244.00
Public Buildings and Public Parks.....	1	3,000.00	3,000.00		3,000.00	3,000.00			
Shipping Board.....							1½	3,300.00	1,925.00
Smithsonian Institution.....	12	3,000.00	36,000.00	12	3,000.00	36,000.00	9	3,000.00	27,000.00
Tariff Commission.....	20	3,265.00	65,300.00	20	3,280.00	65,600.00	18½	3,178.00	59,068.00
United States Veterans' Bureau.....	64	3,300.00	211,200.00	66	3,300.00	217,800.00	74	3,160.00	233,840.00
Department of Agriculture.....	285½	3,127.00	892,744.00	297½	3,131.00	930,821.00	292½	3,117.00	912,181.00
Department of Commerce.....	221	3,170.00	700,497.00	217	3,124.00	677,910.00	219½	3,106.00	681,584.00
Department of the Interior.....	120½	3,123.00	375,808.00	124½	3,075.56	381,882.00	125½	2,347.99	378,202.00
Department of Justice.....	21	3,100.00	65,100.00	29	3,149.00	91,314.00	18½	3,156.00	57,593.00
Department of Labor.....	23½	3,034.00	70,298.00	22½	3,025.00	67,051.00	18½	3,060.00	56,871.00
Navy Department.....	85	3,118.00	265,032.00	84	3,106.00	261,898.00	77½	3,086.00	239,957.00
Post Office Department.....	7	3,014.00	21,100.00	7	3,014.00	21,100.00	3½	3,015.00	10,551.00
State Department.....	15	3,173.00	47,603.00	15	3,173.00	47,603.00	15½	3,103.00	47,317.00
Treasury Department.....	93	3,162.00	294,027.00	89	3,168.00	281,960.00	97½	3,142.00	307,689.00
War Department.....	26	3,080.00	80,086.00	27	3,063.00	82,688.00	20½	3,061.00	61,978.00
District of Columbia.....	36	3,099.00	111,579.00	32	3,021.00	96,680.00	32	2,922.00	93,505.00
Total.....	1,170½	3,174.00	3,697,032.00	1,206½	3,147.00	3,796,565.00	1,146½	3,101.00	3,556,573.00
Grade 2, \$2,400 to \$3,000; average, \$2,700—									
Alien Property Custodian.....	1	2,700.00	2,700.00	1	2,700.00	2,700.00	1	2,700.00	2,700.00
Board of Tax Appeals.....	1	2,700.00	2,700.00				1½	2,400.00	800.00
Civil Service Commission.....	7	2,428.00	17,000.00	7	2,428.00	17,000.00	7	2,414.00	16,900.00
Employees' Compensation Commission.....	1	2,400.00	2,400.00	1	2,400.00	2,400.00	1½	2,400.00	1,400.00
Federal Trade Commission.....	24	2,671.00	64,104.00	24	2,671.00	64,104.00	27½	2,600.00	71,066.00
General Accounting Office.....	20	2,685.00	53,700.00	20	2,685.00	53,700.00	19	2,537.00	48,200.00
Interstate Commerce Commission.....	58	2,718.00	157,640.00	96	2,711.00	260,240.00	81	2,587.00	209,523.00
Shipping Board.....	2	2,700.00	5,400.00	2	2,700.00	5,400.00	1½	2,700.00	3,600.00
Smithsonian Institution.....	10	2,400.00	24,000.00	10	2,400.00	24,000.00	10½	2,400.00	24,400.00
Tariff Commission.....	19	2,631.00	49,993.00	20	2,620.00	52,400.00	18½	2,646.00	48,518.00
United States Veterans' Bureau.....	35	2,700.00	94,500.00	36	2,680.00	96,480.00	44	2,524.00	111,056.00
Department of Agriculture.....	250½	2,581.00	636,782.00	256½	2,533.00	655,407.00	262½	2,554.00	644,438.00
Department of Commerce.....	234½	2,600.00	609,752.00	219½	2,601.00	571,131.00	215½	2,566.00	553,640.00
Department of the Interior.....	77½	2,563.00	197,588.00	82½	2,536.00	209,226.00	87½	2,476.00	216,213.00
Department of Justice.....	12	2,608.00	31,298.00	29	2,528.00	73,303.00	18	2,545.00	45,815.00

No. 23.—Statement summarizing and comparing by classification services and grades for the fiscal years 1927, 1926, and 1925, the average number of employees, the average salary rates, and the total salaries of the personnel of the executive departments and independent establishments in the District of Columbia, classified under the act of March 4, 1923—Continued

Classification service and grade by department or establishment	Estimated expenditures, 1927			Estimated expenditures, 1926			Expended and obligated, 1925		
	Average number of employees	Average salary rate	Total salaries	Average number of employees	Average salary rate	Total salaries	Average number of employees	Average salary rate	Total salaries
Professional and scientific service—Continued.									
Grade 2, \$2,400 to \$3,000; average, \$2,700—Continued.									
Department of Labor.....	33½	\$2,454.00	\$82,205.00	31½	\$2,457.00	\$77,393.00	34½	\$2,287.00	\$78,150.00
Navy Department.....	64	2,601.00	168,446.00	60½	2,601.00	156,060.00	60½	2,569.00	155,433.00
Post Office Department.....	4	2,525.00	10,099.00	4	2,525.00	10,099.00	8	2,503.00	20,020.00
State Department.....	10	2,525.00	25,251.00	10	2,525.00	25,251.00	8½	2,525.00	22,098.00
Treasury Department.....	91	2,565.00	233,398.00	94	2,563.00	240,900.00	98½	2,544.00	250,395.00
War Department.....	16	2,626.00	42,020.00	14	2,623.00	36,700.00	15½	2,596.00	40,669.00
District of Columbia.....	60	2,479.00	148,768.00	45	2,411.00	108,510.00	45	2,342.00	105,370.00
Total.....	1,030½	2,579.00	2,657,744.00	1,063½	2,579.00	2,742,410.00	1,054	2,534.00	2,670
Grade 1, \$1,860 to \$2,400; average, \$2,111.42—									
Board of Tax Appeals.....	5	2,100.00	10,500.00	3	2,100.00	6,300.00	½	1,860.00	698.00
Civil Service Commission.....	5	1,928.00	9,640.00	5	1,928.00	9,640.00	5	1,900.00	9,500.00
Federal Trade Commission.....	7	2,103.00	14,721.00	7	2,103.00	14,721.00	6½	2,136.00	13,528.00
Interstate Commerce Commission.....	17	2,123.00	36,092.00	13	2,127.00	27,648.00	10	2,116.00	21,160.00
Public buildings and public parks.....	1	1,860.00	1,860.00	1	1,860.00	1,860.00			
Shipping Board.....	1	2,000.00	2,000.00	1	2,000.00	2,000.00	1	2,000.00	2,000.00
Smithsonian Institution.....	10	1,860.00	18,600.00	10	1,860.00	18,600.00	9½	1,847.00	17,395.00
Tariff Commission.....	4	2,115.00	8,460.00	4	2,115.00	8,460.00	4	2,112.00	8,448.00
United States Veterans' Bureau.....	2	2,100.00	4,200.00	2	2,040.00	4,080.00	3	1,940.00	5,820.00
Department of Agriculture.....	133½	1,998.00	265,789.00	140½	1,971.00	275,871.00	142½	1,977.00	281,089.00
Department of Commerce.....	304	2,018.00	613,500.00	292½	2,019.00	591,029.00	285½	2,004.00	571,347.00
Department of the Interior.....	28	1,961.00	54,912.00	30½	1,933.55	58,973.00	29½	1,896.00	56,104.00
Department of Justice.....	10	2,056.00	20,560.00	25	1,993.00	49,837.00	10½	2,111.00	21,462.00
Department of Labor.....	22	1,900.00	41,797.00	21	1,902.00	39,937.00	20½	1,884.00	38,951.00
Navy Department.....	28	1,964.00	54,999.00	27	1,967.00	53,099.00	22½	1,977.00	45,302.00
State Department.....	2	1,860.00	3,720.00	2	1,860.00	3,720.00	1½	1,889.00	3,457.00
Treasury Department.....	12	2,067.00	24,800.00	13	2,085.00	27,099.00	26½	2,152.00	57,931.00
War Department.....	6	1,957.00	11,740.00	8	1,933.00	15,460.00	5½	1,978.00	10,220.00
District of Columbia.....	33	1,925.00	63,520.00	35½	1,870.00	65,925.00	32½	1,858.00	60,080.00
Total.....	630½	2,002.00	1,261,410.00	640½	1,989.00	1,274,259.00	616	1,988.00	1,224,492.00
Subprofessional service:									
Grade 8, \$2,400 to \$3,000; average, \$2,700—									
Federal Trade Commission.....							½	3,000.00	1,250.00
Interstate Commerce Commission.....	7	2,700.00	18,900.00	3	2,700.00	8,100.00	1	2,600.00	2,600.00
Smithsonian Institution.....	1	2,400.00	2,400.00	1	2,400.00	2,400.00	1	2,400.00	2,400.00
United States Veterans' Bureau.....	2	3,000.00	6,000.00	2	3,000.00	6,000.00	3	2,933.00	8,799.00
Department of Agriculture.....	22	2,509.00	55,200.00	21½	2,510.00	55,066.00	20½	2,474.00	50,708.00
Department of Commerce.....	21½	2,539.00	53,744.00	21½	2,462.00	52,118.00	19½	2,457.00	48,741.00
Department of the Interior.....	35½	2,526.00	89,257.00	34½	2,480.00	85,359.00	32½	2,425.00	78,810.00
Department of Labor.....	1	3,000.00	3,000.00	1	3,000.00	3,000.00	½	3,000.00	2,000.00
Navy Department.....	44	2,569.00	113,042.00	44	2,569.00	113,042.00	45½	2,568.00	116,834.00
Post Office Department.....	2	2,400.00	4,800.00	2	2,400.00	4,800.00	1½	2,400.00	2,800.00
Treasury Department.....	4	2,652.00	10,608.00	4	2,650.00	10,599.00	4½	2,607.00	12,600.00
War Department.....	3	2,533.00	7,600.00	3	2,533.00	7,600.00	2	2,600.00	5,200.00
District of Columbia.....	14	2,271.00	31,800.00	12	2,408.00	28,900.00	12	2,367.00	28,400.00
Total.....	156½	2,520.00	394,351.00	149½	2,521.00	376,924.00	144½	2,508.00	361,142.00
Grade 7, \$2,100 to \$2,700; average, \$2,400—									
Interstate Commerce Commission.....				1	2,400.00	2,400.00	2	2,437.00	4,874.00
Smithsonian Institution.....	5	2,160.00	10,800.00	5	2,160.00	10,800.00	2½	2,080.00	6,240.00
United States Veterans' Bureau.....	1	2,400.00	2,400.00	1	2,400.00	2,400.00	1	2,400.00	2,400.00
Department of Agriculture.....	35½	2,295.00	81,465.00	35½	2,295.00	81,465.00	35½	2,207.00	79,436.00
Department of Commerce.....	19	2,342.00	44,500.00	14	2,328.00	32,600.00	15½	2,297.00	35,600.00
Department of the Interior.....	19½	2,329.00	45,804.00	21½	2,289.00	48,827.00	15	2,264.00	33,964.00
Department of Labor.....							½	2,700.00	900.00
Navy Department.....	3	2,167.00	6,500.00	3	2,167.00	6,500.00	2½	2,141.00	5,175.00
Post Office Department.....	2	2,250.00	4,500.00	2	2,250.00	4,500.00	½	2,146.00	1,788.00
Treasury Department.....	5	2,380.00	11,900.00	7	2,300.00	16,100.00	13½	2,280.00	30,774.00
War Department.....	6	2,334.00	14,000.00	5	2,320.00	11,600.00	6½	2,314.00	13,500.00
District of Columbia.....	5	2,140.00	10,700.00	3	2,133.00	6,400.00	3	1,808.00	5,425.00
Total.....	101½	2,303.00	232,569.00	97½	2,282.00	223,592.00	97½	2,246.00	220,076.00

No. 23.—Statement summarizing and comparing by classification services and grades for the fiscal years 1927, 1926, and 1925, the average number of employees, the average salary rates, and the total salaries of the personnel of the executive departments and independent establishments in the District of Columbia, classified under the act of March 4, 1923—Continued

Classification service and grade by department or establishment	Estimated expenditures, 1927			Estimated expenditures, 1926			Expended and obligated, 1925		
	Average number of employees	Average salary rate	Total salaries	Average number of employees	Average salary rate	Total salaries	Average number of employees	Average salary rate	Total salaries
Subprofessional service—Continued.									
Grade 6, \$1,860 to \$2,400; average, \$2,111.42—									
Board of Tax Appeals.....	1	\$2,100.00	\$2,100.00				1	\$1,860.00	\$1,860.00
Civil Service Commission.....	1	1,920.00	1,920.00	1	\$1,920.00	\$1,920.00	1	1,860.00	1,860.00
Federal Trade Commission.....	1	2,100.00	2,100.00	1	2,100.00	2,100.00	1	2,100.00	2,100.00
Interstate Commerce Commission.....	15	2,136.00	32,032.00	18	2,131.00	38,365.00	23	2,198.00	50,560.00
National Advisory Committee for Aeronautics.....	1	2,400.00	2,400.00	1	2,400.00	2,400.00	1	2,400.00	2,400.00
Smithsonian Institution.....	12	1,890.00	22,691.00	12	1,890.00	22,691.00	11½	1,843.00	21,602.00
United States Veterans' Bureau.....	17	2,100.00	35,700.00	17	2,013.00	34,221.00	19	1,989.00	37,791.00
Department of Agriculture.....	82	2,019.00	165,639.00	84½	2,013.00	170,549.00	80½	1,998.00	160,878.00
Department of Commerce.....	79	1,997.00	157,738.00	76	1,972.00	149,867.00	69½	1,954.00	136,295.00
Department of the Interior.....	41½	1,995.00	82,609.00	47½	1,982.00	93,639.00	45½	1,994.00	89,903.00
Department of Justice.....	1	2,300.00	2,300.00	1	2,300.00	2,300.00	1	2,300.00	2,300.00
Navy Department.....	30	1,982.00	59,455.00	32	1,990.00	63,685.00	32½	1,987.00	63,922.00
Post Office Department.....	6	1,900.00	11,400.00	6	1,900.00	11,400.00	3½	1,886.00	6,220.00
Treasury Department.....	9	2,142.00	19,280.00	10	2,138.00	21,380.00	14½	2,172.00	30,955.00
War Department.....	22	2,103.00	46,269.00	24	2,109.00	50,621.00	21½	2,148.00	46,713.00
District of Columbia.....	37	1,873.00	69,296.00	28	1,886.00	52,816.00	29	1,856.00	53,825.00
Total.....	355½	2,008.00	712,929.00	358½	2,000.00	717,954.00	354½	2,002.00	708,719.00
Grade 5, \$1,680 to \$2,040; average, \$1,860—									
Civil Service Commission.....	3	1,740.00	5,220.00	3	1,740.00	5,220.00	3	1,740.00	5,220.00
Federal Board for Vocational Education.....	1	1,860.00	1,860.00	1	1,860.00	1,860.00	1	1,780.00	1,780.00
Interstate Commerce Commission.....	5	1,896.00	9,480.00	8	1,883.00	15,060.00	6	1,892.00	11,350.00
National Advisory Committee for Aeronautics.....	1	1,860.00	1,860.00	1	1,800.00	1,800.00	1	1,800.00	1,800.00
Public Buildings and Public Parks.....	2	1,770.00	3,540.00	2	1,770.00	3,540.00			
Smithsonian Institution.....	9	1,700.00	15,300.00	9	1,700.00	15,300.00	7	1,705.00	11,940.00
United States Veterans' Bureau.....	2	1,860.00	3,720.00	2	1,860.00	3,720.00	2	1,690.00	3,360.00
Department of Agriculture.....	64½	1,764.00	110,855.00	66	1,756.00	115,859.00	61½	1,749.00	107,725.00
Department of Commerce.....	29½	1,801.00	53,718.00	26½	1,796.00	48,191.00	24½	1,767.00	43,586.00
Department of the Interior.....	54½	1,744.00	94,463.00	47½	1,716.00	81,931.00	48½	1,644.00	79,346.00
Department of Labor.....	2	1,680.00	3,360.00	2	1,680.00	3,360.00	2½	1,680.00	4,260.00
Navy Department.....	37	1,769.00	65,461.00	37	1,769.00	65,461.00	34½	1,744.00	59,886.00
Post Office Department.....	6	1,720.00	10,320.00	5	1,728.00	8,640.00	6½	1,754.00	10,961.00
Treasury Department.....	14	1,731.00	24,240.00	14	1,731.00	24,240.00	8½	1,792.00	14,788.00
War Department.....	24	1,831.00	43,932.00	21½	1,829.00	39,183.00	20½	1,829.00	37,189.00
District of Columbia.....	162	1,738.00	281,477.00	142	1,682.00	238,802.00	128	1,670.00	213,782.00
Total.....	416½	1,752.00	728,806.00	388	1,732.00	672,167.00	364½	1,714.00	607,473.00
Grade 4, \$1,500 to \$1,860; average, \$1,680—									
Federal Trade Commission.....	3	1,580.00	4,740.00	3	1,580.00	4,740.00	2½	1,560.00	4,030.00
General Accounting Office.....	1	1,680.00	1,680.00	1	1,680.00	1,680.00	1	1,680.00	1,680.00
Interstate Commerce Commission.....							1	1,620.00	1,620.00
National Advisory Committee for Aeronautics.....	3	1,680.00	5,040.00	3	1,680.00	5,040.00	3	1,680.00	5,040.00
Public Buildings and Public Parks.....	1	1,740.00	1,740.00	1	1,740.00	1,740.00	2	1,610.00	3,220.00
Shipping Board.....	1	1,500.00	1,500.00	1	1,500.00	1,500.00	½	1,600.00	1,300.00
Smithsonian Institution.....	8	1,500.00	12,000.00	8	1,500.00	12,000.00	10	1,500.00	15,000.00
United States Veterans' Bureau.....	1	1,680.00	1,680.00	1	1,680.00	1,680.00	3	1,575.00	4,725.00
Department of Agriculture.....	91	1,608.00	146,470.00	106	1,572.00	166,639.00	103½	1,582.00	163,852.00
Department of Commerce.....	61½	1,599.00	98,747.00	60½	1,603.00	96,838.00	65½	1,584.00	103,865.00
Department of the Interior.....	135	1,581.00	213,405.00	140½	1,540.00	216,525.00	140½	1,413.00	199,066.00
Department of Labor.....	2	1,500.00	3,000.00	2	1,500.00	3,000.00	2	1,494.00	2,988.00
Navy Department.....	12	1,580.00	19,080.00	11	1,598.00	17,580.00	12½	1,590.00	20,543.00
Post Office Department.....							½	1,618.00	1,348.00
State Department.....	1	1,680.00	1,680.00	1	1,680.00	1,680.00	1½	1,599.00	2,338.00
Treasury Department.....	15	1,648.00	24,720.00	15	1,648.00	24,720.00	15½	1,623.00	24,885.00
War Department.....	15	1,632.00	24,480.00	16	1,639.00	26,220.00	13½	1,667.00	23,057.00
District of Columbia.....	112	1,434.00	160,561.00	108	1,402.00	151,440.00	113	1,350.00	152,559.00
Total.....	462½	1,556.00	720,523.00	478	1,534.00	733,022.00	492½	1,485.00	731,016.00

No. 23.—Statement summarizing and comparing by classification services and grades for the fiscal years 1927, 1926, and 1925, the average number of employees, the average salary rates, and the total salaries of the personnel of the executive departments and independent establishments in the District of Columbia, classified under the act of March 4, 1923—Continued

Classification service and grade by department or establishment	Estimated expenditures, 1927			Estimated expenditures, 1926			Expended and obligated, 1925		
	Average number of employees	Average salary rate	Total salaries	Average number of employees	Average salary rate	Total salaries	Average number of employees	Average salary rate	Total salaries
Subprofessional service—Continued.									
Grade 3, \$1,320 to \$1,680; average, \$1,500—									
General Accounting Office.....	1	\$1,440.00	\$1,440.00	1	\$1,440.00	\$1,440.00	1	\$1,440.00	\$1,440.00
Smithsonian Institution.....	5	1,368.00	6,840.00	5	1,368.00	6,840.00	5	1,364.00	6,820.00
Tariff Commission.....	1	1,680.00	1,680.00	1	1,680.00	1,680.00	1	1,680.00	1,680.00
United States Veterans' Bureau.....	2	1,500.00	3,000.00	2	1,470.00	2,940.00	2	1,440.00	2,880.00
Department of Agriculture.....	60	1,438.00	86,290.00	62	1,439.00	89,273.00	61	1,421.00	86,723.00
Department of Commerce.....	42	1,391.00	58,432.00	37½	1,397.00	52,962.00	45½	1,374.00	62,522.00
Department of the Interior.....	61	1,362.00	83,100.00	60½	1,359.00	81,774.00	47½	1,362.00	64,911.00
Department of Justice.....	1	1,680.00	1,680.00	1	1,680.00	1,680.00	1	1,680.00	1,680.00
Navy Department.....	21	1,423.00	29,882.00	21	1,420.00	29,822.00	20½	1,399.00	29,020.00
State Department.....	1	1,320.00	1,320.00	1	1,320.00	1,320.00	½	1,320.00	275.00
Treasury Department.....	3	1,360.00	4,080.00	5	1,404.00	7,020.00	5	1,392.00	6,960.00
War Department.....	15	1,427.00	21,408.00	14	1,409.00	19,728.00	16½	1,458.00	23,693.00
District of Columbia.....	86	1,300.00	111,820.00	70	1,249.00	87,460.00	65	1,229.00	79,860.00
Total.....	299	1,374.00	410,932.00	281½	1,366.00	383,939.00	271½	1,360.00	368,464.00
Grade 2, \$1,140 to \$1,500; average, \$1,320—									
Federal Trade Commission.....	1	1,320.00	1,320.00	1	1,320.00	1,320.00	1	1,277.00	1,277.00
Smithsonian Institution.....	11	1,205.00	13,260.00	11	1,205.00	13,260.00	11½	1,226.00	13,997.00
Department of Agriculture.....	65½	1,223.00	79,827.00	65½	1,241.00	80,747.00	57½	1,232.00	70,546.00
Department of Commerce.....	44½	1,188.00	52,782.00	37½	1,181.00	44,286.00	30½	1,185.00	36,356.00
Department of the Interior.....	529	1,158.00	612,813.00	515½	1,163.00	599,338.00	492½	1,157.00	570,119.00
Department of Justice.....	1	1,440.00	1,440.00	1	1,440.00	1,440.00	1	1,440.00	1,440.00
Department of Labor.....	1	1,140.00	1,140.00	1	1,140.00	1,140.00			
Navy Department.....	3	1,160.00	3,480.00	3	1,160.00	3,480.00	3½	1,208.00	3,701.00
State Department.....							1	1,208.00	1,208.00
Treasury Department.....	3	1,320.00	3,960.00	3	1,320.00	3,960.00	3	1,300.00	3,900.00
War Department.....	6	1,140.00	6,840.00	6	1,140.00	6,840.00	7½	1,140.00	8,645.00
District of Columbia.....	132	1,024.00	135,213.00	127	1,014.00	128,763.00	134	1,009.00	135,229.00
Total.....	796½	1,144.00	912,055.00	770½	1,147.00	884,574.00	742½	1,139.00	846,418.00
Grade 1, \$900 to \$1,260; average, \$1,080—									
Bureau of Efficiency.....	1	900.00	900.00	1	900.00	900.00			
Department of Agriculture.....	79	1,026.00	81,109.00	81½	1,026.00	83,250.00	86½	1,026.00	88,744.00
Department of Commerce.....	30	946.00	28,388.00	30	946.00	28,388.00	29½	936.00	27,293.00
Department of the Interior.....	15	1,087.00	16,310.00	15	1,086.00	16,296.00	14½	1,034.00	15,061.00
Department of Justice.....	1	1,260.00	1,260.00	1	1,260.00	1,260.00	1	1,260.00	1,260.00
Navy Department.....	5	1,008.00	5,040.00	5	1,008.00	5,040.00	5½	1,050.00	5,688.00
District of Columbia.....	39	377.00	14,706.00	35	375.00	13,125.00	34	360.00	12,225.00
Total.....	170	870.00	147,713.00	168½	882.00	148,259.00	170½	879.00	150,291.00
Clerical, administrative, and fiscal service:									
Grade 14, \$7,500—									
Executive Office.....	1	7,500.00	7,500.00	1	7,500.00	7,500.00	1	7,500.00	7,500.00
Federal Trade Commission.....	5	10,000.00	50,000.00	5	10,000.00	50,000.00	5	10,000.00	50,000.00
General Accounting Office.....	1	10,000.00	10,000.00	1	10,000.00	10,000.00	1	10,000.00	10,000.00
Interstate Commerce Commission.....	3	9,333.00	28,000.00	3	9,333.00	28,000.00	3	9,333.00	28,000.00
Shipping Board.....	7	12,000.00	84,000.00	7	12,000.00	84,000.00	7	12,000.00	84,000.00
Tariff Commission.....	6	7,500.00	45,000.00	6	7,500.00	45,000.00	5½	7,450.00	43,458.00
United States Veterans' Bureau.....	1	10,000.00	10,000.00	1	10,000.00	10,000.00	1	10,000.00	10,000.00
Department of Agriculture.....	2	11,250.00	22,500.00	2	11,250.00	22,500.00	1½	10,684.00	16,018.00
Department of Commerce.....	2	11,250.00	22,500.00	2	11,250.00	22,500.00	2	10,233.00	20,466.00
Department of the Interior.....	3	10,000.00	30,000.00	3	10,000.00	30,000.00	3	9,000.00	27,000.00
Department of Justice.....				1	18,000.00	18,000.00	1	18,000.00	18,000.00
Department of Labor.....	3	10,000.00	30,000.00	3	10,000.00	30,000.00	3	9,325.00	27,975.00
Navy Department.....	2	11,250.00	22,500.00	2	9,750.00	19,500.00	1½	9,848.00	18,875.00
Post Office Department.....	5	9,000.00	45,000.00	5	9,000.00	45,000.00	5	8,595.00	42,975.00
State Department.....	6	8,750.00	52,500.00	6	8,750.00	52,500.00	5½	8,489.00	46,737.00
Treasury Department.....	9	8,889.00	80,000.00	9	8,889.00	80,000.00	9	8,163.00	73,467.00
War Department.....	2	12,500.00	25,000.00	2	12,500.00	25,000.00	2	12,500.00	25,000.00
District of Columbia.....	2	7,500.00	15,000.00	2	7,500.00	15,000.00	2	7,500.00	15,000.00
Total.....	60	9,658.00	579,500.00	61	9,746.00	594,500.00	59½	9,423.00	565,369.00

No. 23.—Statement summarizing and comparing by classification services and grades for the fiscal years 1927, 1926, and 1925, the average number of employees, the average salary rates, and the total salaries of the personnel of the executive departments and independent establishments in the District of Columbia, classified under the act of March 4, 1923—Continued

Classification service and grade by department or establishment	Estimated expenditures, 1927			Estimated expenditures, 1926			Expended and obligated, 1925		
	Average number of employees	Average salary rate	Total salaries	Average number of employees	Average salary rate	Total salaries	Average number of employees	Average salary rate	Total salaries
Clerical, administrative, and fiscal service—Continued.									
Grade 13, \$6,000 to \$7,500; average, \$6,750—									
Executive Office.....	2	\$6,000.00	\$12,000.00	2	\$6,000.00	\$12,000.00	2	\$6,000.00	\$12,000.00
Alien Property Custodian.....	1	6,500.00	6,500.00	1	6,500.00	6,500.00	1	7,125.00	7,125.00
Bureau of Efficiency.....	1	7,500.00	7,500.00	1	7,500.00	7,500.00	1	7,500.00	7,500.00
Civil Service Commission.....	3	6,667.00	20,000.00	3	6,667.00	20,000.00	3	6,389.00	19,167.00
General Accounting Office.....	1	7,500.00	7,500.00	1	7,500.00	7,500.00	1	7,500.00	7,500.00
Interstate Commerce Commission.....	5	8,100.00	40,500.00	5	8,100.00	40,500.00	5	8,100.00	40,500.00
Shipping Board.....	1	8,000.00	8,000.00	1	8,000.00	8,000.00	1	8,000.00	7,333.00
Tariff Commission.....	1	6,000.00	6,000.00	1	6,000.00	6,000.00	1	6,000.00	6,000.00
United States Veterans' Bureau.....	6	7,500.00	45,000.00	6	7,500.00	45,000.00	6	7,500.00	45,000.00
Department of Commerce.....	4	6,375.00	25,500.00	4	6,375.00	25,500.00	3½	6,975.00	23,250.00
Department of the Interior.....	4	6,500.00	26,000.00	4	6,375.00	25,500.00	3½	7,053.00	27,625.00
Department of Justice.....	1	6,500.00	6,500.00	1	6,500.00	6,500.00	1	6,727.00	6,166.00
Department of Labor.....	1	6,500.00	6,500.00	1	6,500.00	6,500.00	1	6,000.00	6,000.00
Treasury Department.....	11	6,864.00	75,500.00	11½	6,844.00	77,000.00	10½	6,801.00	71,415.00
Total.....	41	6,951.00	285,000.00	42½	7,000.00	294,000.00	40½	6,990.00	286,581.00
Grade 12, \$5,200 to \$6,000; average, \$5,600—									
Executive Office.....	1	5,200.00	5,200.00	1	5,200.00	5,200.00	1	5,200.00	5,200.00
Board of Tax Appeals.....	1	5,600.00	5,600.00	1	5,200.00	5,200.00	1	5,200.00	4,983.00
Bureau of Efficiency.....	4	5,550.00	22,200.00	4	5,550.00	22,200.00	4	5,550.00	22,200.00
Civil Service Commission.....	1	5,200.00	5,200.00	1	5,200.00	5,200.00	1	5,200.00	1,733.00
Employees' Compensation Commission.....	3	5,200.00	15,600.00	3	5,200.00	15,600.00	2½	5,116.00	14,069.00
Federal Trade Commission.....	2	5,200.00	10,400.00	2	5,200.00	10,400.00	2	5,200.00	10,400.00
General Accounting Office.....	4	5,600.00	22,400.00	4	5,600.00	22,400.00	4	5,600.00	22,400.00
Interstate Commerce Commission.....	20	5,700.00	113,999.00	19	5,705.00	108,399.00	15	5,787.00	86,813.00
Shipping Board.....	2	5,200.00	10,400.00	2	5,200.00	10,400.00	1	5,200.00	5,200.00
Smithsonian Institution.....	1	5,200.00	5,200.00	1	5,200.00	5,200.00	1	5,200.00	5,200.00
Tariff Commission.....	1	5,200.00	5,200.00	1	5,200.00	5,200.00	1½	5,200.00	6,038.00
United States Veterans' Bureau.....	7	5,600.00	39,200.00	7	5,600.00	39,200.00	4	5,450.00	21,800.00
Department of Agriculture.....	16	5,300.00	83,802.00	16½	5,398.00	87,268.00	15½	5,358.00	83,483.00
Department of Commerce.....	23	5,523.00	127,042.00	23½	5,529.00	132,259.00	21½	5,588.00	121,100.00
Department of the Interior.....	7	5,314.00	37,200.00	7	5,286.00	37,000.00	7½	5,338.00	38,700.00
Department of Justice.....	5	5,280.00	26,400.00	9	5,444.00	49,000.00	7½	5,325.00	42,157.00
Department of Labor.....	2	5,400.00	10,800.00	1	5,200.00	10,400.00	3	5,200.00	15,600.00
Navy Department.....	2	5,400.00	10,800.00	2	5,400.00	10,800.00	2	5,550.00	11,100.00
Post Office Department.....	11	5,200.00	57,200.00	11	5,200.00	57,200.00	11	5,200.00	57,200.00
State Department.....	1	5,200.00	5,200.00	1	5,200.00	5,200.00	1	4,150.00	4,150.00
Treasury Department.....	37	5,541.00	204,999.00	35½	5,542.00	198,601.00	47½	5,428.00	259,657.00
War Department.....	1	5,200.00	5,200.00	1	5,200.00	5,200.00	1	5,200.00	5,200.00
District of Columbia.....	4	5,500.00	22,000.00	4	5,450.00	21,800.00	4	5,300.00	21,200.00
Total.....	156	5,456.00	851,242.00	157½	5,502.00	869,327.00	159½	5,427.00	865,583.00
Grade 11, \$3,800 to \$5,000; average, \$4,400—									
Alien Property Custodian.....	1	5,000.00	5,000.00	1	5,000.00	5,000.00	1	5,000.00	5,000.00
Board of Tax Appeals.....				2	4,400.00	8,800.00			
Bureau of Efficiency.....	8	4,375.00	35,000.00	8	4,375.00	35,000.00	8½	4,262.00	36,227.00
Civil Service Commission.....	5	4,080.00	20,400.00	5	4,080.00	20,400.00	5½	3,965.00	22,467.00
Federal Trade Commission.....	2	3,900.00	7,800.00	2	3,900.00	7,800.00	1½	3,966.00	7,271.00
General Accounting Office.....	17	3,871.00	65,800.00	17	3,871.00	65,800.00	15	3,800.00	57,000.00
Interstate Commerce Commission.....	29	4,380.00	127,000.00	35	4,309.00	150,800.00	27	4,444.00	119,981.00
National Advisory Committee for Aeronautics.....	1	5,000.00	5,000.00	1	5,000.00	5,000.00	1	5,000.00	5,000.00
Public Buildings and Public Parks.....	1	5,000.00	5,000.00	1	5,000.00	5,000.00	1	5,200.00	5,200.00
Shipping Board.....	2	4,600.00	9,200.00	2	4,600.00	9,200.00	2	4,600.00	9,200.00
Tariff Commission.....	2	3,800.00	7,600.00	2	3,800.00	7,600.00	1	3,800.00	2,850.00
United States Veterans' Bureau.....	20	4,400.00	88,000.00	20	4,400.00	88,000.00	20	4,250.00	85,000.00
Department of Agriculture.....	46	4,069.00	185,114.00	46	4,139.00	190,914.00	45½	4,073.00	187,054.00
Department of Commerce.....	29½	4,259.00	125,658.00	23½	4,249.00	99,103.00	27	4,077.00	110,080.00
Department of the Interior.....	9	4,044.00	36,396.00	7	4,046.00	28,320.00	6½	3,981.00	24,549.00
Department of Justice.....	3	4,467.00	13,401.00	10	4,380.00	43,800.00	8½	4,110.00	36,305.00
Department of Labor.....	5	4,240.00	21,200.00	5	4,240.00	21,200.00	5½	4,066.00	23,716.00
Navy Department.....	5	4,360.00	21,800.00	5	4,320.00	21,600.00	4½	4,273.00	19,584.00
Post Office Department.....	14	3,957.00	55,400.00	13½	3,969.00	55,234.00	10½	3,934.00	41,640.00

No. 23.—Statement summarizing and comparing by classification services and grades for the fiscal years 1927, 1926, and 1925, the average number of employees, the average salary rates, and the total salaries of the personnel of the executive departments and independent establishments in the District of Columbia, classified under the act of March 4, 1923—Continued

Classification service and grade by department or establishment	Estimated expenditures, 1927			Estimated expenditures, 1926			Expended and obligated, 1925		
	Average number of employees	Average salary rate	Total salaries	Average number of employees	Average salary rate	Total salaries	Average number of employees	Average salary rate	Total salaries
Clerical, administrative, and fiscal service—Continued.									
Grade 11, \$3,800 to \$5,000; average, \$4,400—Continued.									
State Department.....	7	\$4,085.00	\$28,600.00	7	\$4,085.00	\$28,600.00	7½	\$3,965.00	\$28,089.00
Treasury Department.....	178	4,135.00	735,978.00	177½	4,114.00	729,922.00	182½	4,120.00	752,943.00
War Department.....	1	4,000.00	4,000.00	2	4,500.00	9,000.00	2	4,500.00	9,000.00
District of Columbia.....	8	4,135.00	33,080.00	8	4,022.00	32,180.00	5	3,736.00	18,680.00
Total.....	383½	4,159.00	1,636,429.00	400½	4,163.00	1,667,273.00	389½	4,125.00	1,606,836.00
Grade 10, \$3,300 to \$3,900; average, \$3,600—									
Executive Office.....	1	3,300.00	3,300.00	1	3,300.00	3,300.00	1	3,300.00	3,300.00
Alien Property Custodian.....	1	3,900.00	3,900.00	1	3,900.00	3,900.00	1	3,900.00	3,900.00
Civil Service Commission.....	1	3,500.00	3,500.00	1	3,500.00	3,500.00	1	3,400.00	3,400.00
General Accounting Office.....	2	3,600.00	7,200.00	2	3,600.00	7,200.00	2	3,600.00	7,200.00
Interstate Commerce Commission.....	19	3,521.00	66,897.00	18	3,500.00	63,000.00	13	3,577.00	46,497.00
Public Buildings and Public Parks.....	1	3,600.00	3,600.00	1	3,600.00	3,600.00	1	3,600.00	3,600.00
Shipping Board.....	1	3,600.00	3,600.00	1	3,600.00	3,600.00	1	3,475.00	3,475.00
Smithsonian Institution.....	1	3,300.00	3,300.00	1	3,300.00	3,300.00	1	3,300.00	3,300.00
Tariff Commission.....							½	3,300.00	275.00
United States Veterans' Bureau.....	11	3,600.00	39,600.00	11	3,600.00	39,600.00	7	3,657.00	25,599.00
Department of Agriculture.....	15	3,393.00	49,901.00	14½	3,618.00	51,250.00	12½	3,568.00	43,405.00
Department of Commerce.....	19	3,505.00	66,600.00	18½	3,504.00	65,000.00	15½	3,456.00	54,151.00
Department of the Interior.....	14	3,396.00	47,550.00	13½	3,319.00	44,725.00	13½	3,300.00	44,006.00
Department of Justice.....	8	3,588.00	28,704.00	8	3,588.00	28,700.00	7½	3,450.00	26,740.00
Department of Labor.....							½	3,500.00	2,333.00
Navy Department.....	4	3,600.00	14,400.00	4	3,600.00	14,400.00	4	3,515.00	14,058.00
Post Office Department.....	5	3,480.00	17,400.00	4½	3,462.00	15,000.00	5	3,482.00	17,409.00
State Department.....	3	3,533.00	10,600.00	3	3,533.00	10,600.00	3	3,450.00	10,350.00
Treasury Department.....	125	3,476.00	434,620.00	132½	3,463.00	460,237.00	139½	3,467.00	483,086.00
War Department.....	8	3,538.00	28,301.00	8	3,538.00	28,298.00	7	3,492.00	24,447.00
District of Columbia.....	11	3,356.00	36,920.00	10	3,352.00	33,520.00	4½	3,310.00	15,170.00
Total.....	249	3,479.00	866,293.00	254½	3,488.00	886,030.00	240½	3,468.00	835,701.00
Grade 9, \$3,000 to \$3,600; average, \$3,300—									
Executive Office.....	4	3,000.00	12,000.00	3½	3,000.00	10,000.00	4	3,000.00	12,000.00
Alien Property Custodian.....	1	3,600.00	3,600.00	1	3,600.00	3,600.00	1	3,600.00	3,600.00
Bureau of Efficiency.....	9	3,290.00	29,610.00	9	3,290.00	29,610.00	8½	3,290.00	28,513.33
Civil Service Commission.....	7	3,000.00	21,000.00	7	3,000.00	21,000.00	6½	3,000.00	18,500.00
Employees' Compensation Commission.....				2	3,250.00	6,500.00	2	3,250.00	6,500.00
Federal Board for Vocational Education.....	1	3,300.00	3,300.00	1	3,300.00	3,300.00	1½	3,185.00	3,450.00
Federal Trade Commission.....	5	3,340.00	16,700.00	5	3,340.00	16,700.00	4½	3,451.00	14,667.00
General Accounting Office.....	13	3,231.00	42,000.00	13	3,231.00	42,000.00	13	3,153.00	41,000.00
Interstate Commerce Commission.....	21	3,272.00	68,703.00	34	3,286.00	111,603.00	33	3,313.00	109,320.00
Public Buildings and Public Parks.....	1	3,100.00	3,100.00	1	3,100.00	3,100.00	1	3,100.00	3,100.00
Shipping Board.....	2	3,250.00	6,500.00	2	3,250.00	6,500.00	2½	3,253.00	7,861.00
Smithsonian Institution.....	3	3,000.00	9,000.00	3	3,000.00	9,000.00	3½	3,000.00	11,000.00
Tariff Commission.....	6	3,033.00	18,200.00	7	3,029.00	21,200.00	5½	3,011.00	17,561.00
United States Veterans' Bureau.....	34	3,300.00	112,200.00	34	3,300.00	112,200.00	38	3,163.00	120,194.00
Department of Agriculture.....	77½	3,183.00	246,684.00	79	3,209.00	253,576.00	73½	3,259.00	240,652.00
Department of Commerce.....	57	3,171.00	180,788.00	50½	3,163.00	158,682.00	48½	3,129.00	150,482.00
Department of the Interior.....	29½	3,098.00	91,399.00	28½	3,065.00	87,350.00	31½	3,002.00	93,676.00
Department of Justice.....	6	3,184.00	19,104.00	22	3,141.00	69,111.00	16½	3,047.00	50,275.00
Department of Labor.....	12	3,142.00	37,700.00	12	3,142.00	37,700.00	14½	3,148.00	46,689.00
Navy Department.....	16	3,244.00	51,900.00	16	3,225.00	51,600.00	15½	3,061.00	48,213.00
Post Office Department.....	32	3,041.00	97,303.00	32	3,041.00	97,303.00	18½	3,022.00	54,652.00
State Department.....	7	3,157.00	22,100.00	7	3,157.00	22,100.00	8½	3,074.00	25,358.00
Treasury Department.....	364	3,141.00	1,143,456.00	408	3,127.00	1,275,743.00	444½	3,145.00	1,398,877.00
War Department.....	18	3,153.00	56,752.00	19	3,152.00	59,894.00	17½	3,091.00	54,609.00
District of Columbia.....	14	3,000.00	41,940.00	13	3,004.00	39,060.00	18½	3,051.00	57,460.00
Total.....	739	3,155.00	2,331,439.00	809	3,150.00	2,548,432.00	831½	3,147.00	2,618,109.00

No. 23.—Statement summarizing and comparing by classification services and grades for the fiscal years 1927, 1926, and 1925, the average number of employees, the average salary rates, and the total salaries of the personnel of the executive departments and independent establishments in the District of Columbia, classified under the act of March 4, 1923—Continued

Classification service and grade by department or establishment	Estimated expenditures, 1927			Estimated expenditures, 1926			Expended and obligated, 1925		
	Average number of employees	Average salary rate	Total salaries	Average number of employees	Average salary rate	Total salaries	Average number of employees	Average salary rate	Total salaries
Clerical, administrative, and fiscal service—Continued.									
Grade 8, \$2,700 to \$3,300; average, \$3,000—									
Executive Office.....	2	\$2,700.00	\$5,400.00	2	\$2,700.00	\$5,400.00	2	\$2,700.00	\$5,400.00
Alien Property Custodian.....	1	3,300.00	3,300.00	1	3,300.00	3,300.00	2	3,300.00	6,600.00
Civil Service Commission.....	5	2,760.00	13,800.00	5	2,760.00	13,800.00	2	2,700.00	5,400.00
Employees' Compensation Commission.....	2	2,750.00	5,500.00	2	2,750.00	5,500.00	1½	2,691.00	4,037.00
Federal Trade Commission.....	2	3,250.00	6,500.00	2	3,250.00	6,500.00	2	3,250.00	6,500.00
General Accounting Office.....	18	2,811.00	50,600.00	18	2,811.00	50,600.00	18	2,806.00	50,500.00
Interstate Commerce Commission.....	10	2,920.00	29,198.00	13	2,992.00	38,898.00	7	2,985.00	20,898.00
Public Buildings and Public Parks.....	6	2,750.00	16,500.00	6	2,750.00	16,500.00	6	2,750.00	16,500.00
Shipping Board.....	1	3,000.00	3,000.00	1	3,000.00	3,000.00	1	3,000.00	3,000.00
United States Veterans' Bureau.....	38	3,000.00	114,000.00	38	3,000.00	114,000.00	18	2,967.00	53,406.00
Department of Agriculture.....	39½	2,759.00	109,001.00	43½	2,772.00	117,571.00	34½	2,862.00	99,905.00
Department of Commerce.....	24	2,967.00	71,202.00	23½	2,929.00	67,849.00	29½	2,892.00	85,034.00
Department of the Interior.....	37	2,857.00	105,706.00	36	2,808.00	101,078.00	33½	2,744.00	91,019.00
Department of Justice.....	1	2,900.00	2,900.00	1	2,900.00	2,900.00	1½	2,871.00	3,350.00
Department of Labor.....	2	3,150.00	6,300.00	2	3,050.00	6,100.00	1½	2,859.00	4,050.00
Navy Department.....	17	2,941.00	50,000.00	17	2,912.00	49,496.00	15½	2,816.00	43,876.00
Post Office Department.....	10	2,760.00	27,600.00	10	2,760.00	27,600.00	6	2,717.00	16,300.00
State Department.....	6	2,900.00	17,400.00	6	2,900.00	17,400.00	6	2,833.00	17,000.00
Treasury Department.....	164	2,886.00	473,277.00	164	2,885.00	473,077.00	182½	2,871.00	522,533.00
War Department.....	18	2,889.00	52,000.00	18	2,866.00	51,585.00	18	2,772.00	49,900.00
District of Columbia.....	3	2,967.00	8,900.00	3	2,967.00	8,900.00	3	2,800.00	8,400.00
Total.....	406½	2,883.00	1,172,084.00	411½	2,869.00	1,181,054.00	390½	2,855.00	1,113,608.00
Grade 7, \$2,400 to \$3,000; average, \$2,700—									
Executive Office.....	8	2,500.00	20,000.00	8	2,500.00	20,000.00	8	2,500.00	20,000.00
Alien Property Custodian.....	3	2,817.00	8,451.00	6	2,817.00	16,902.00	6	2,817.00	16,902.00
American Battle Monuments Commission.....	1	3,000.00	3,000.00	1	3,000.00	3,000.00	1	3,000.00	3,000.00
Bureau of Efficiency.....	7	2,675.00	18,725.00	7	2,675.00	18,725.00	6½	2,684.00	17,669.66
Civil Service Commission.....	6	2,583.00	15,500.00	6	2,583.00	15,500.00	9½	2,578.00	25,367.00
Commission of Fine Arts.....	1	2,400.00	2,400.00	1	2,400.00	2,400.00	1	2,325.00	2,325.00
Employees' Compensation Commission.....							½	2,800.00	1,400.00
Federal Trade Commission.....	17	2,718.00	46,206.00	17	2,718.00	46,206.00	16½	2,768.00	45,211.00
General Accounting Office.....	38	2,605.00	99,000.00	38	2,605.00	99,000.00	34	2,503.00	85,100.00
Interstate Commerce Commission.....	85	2,648.00	225,080.00	90	2,656.00	238,980.00	97	2,667.00	258,715.00
National Advisory Committee for Aeronautics.....	1	3,000.00	3,000.00	1	3,000.00	3,000.00	1	3,000.00	3,000.00
Public Buildings and Public Parks.....	1	2,400.00	2,400.00	1	2,400.00	2,400.00	2	2,400.00	4,800.00
Shipping Board.....	6	2,963.00	17,778.00	8	2,963.00	23,704.00	8½	2,941.00	24,508.00
Smithsonian Institution.....	3	2,533.00	7,600.00	3	2,533.00	7,600.00	3	2,533.00	7,600.00
Tariff Commission.....	16	2,650.00	42,394.00	17	2,635.00	44,794.00	7½	2,616.00	20,492.00
United States Veterans' Bureau.....	51	2,700.00	137,700.00	51	2,700.00	137,700.00	57	2,633.00	150,081.00
Department of Agriculture.....	95½	2,651.00	249,683.00	94½	2,674.00	251,482.00	99½	2,664.00	264,773.00
Department of Commerce.....	73	2,575.00	188,034.00	68½	2,682.00	177,737.00	58½	2,594.00	152,889.00
Department of the Interior.....	111	2,502.00	277,691.00	109½	2,473.00	270,282.00	97½	2,431.00	236,909.00
Department of Justice.....	17	2,665.00	45,305.00	44	2,605.00	114,600.00	27½	2,646.00	72,757.00
Department of Labor.....	25	2,496.00	62,397.00	23½	2,504.00	58,219.00	25½	2,504.00	62,797.00
Navy Department.....	35	2,620.00	91,692.00	35	2,581.00	90,349.00	36½	2,517.00	91,446.00
Post Office Department.....	49	2,486.00	121,809.00	49	2,486.00	121,809.00	61½	2,490.00	153,552.00
State Department.....	11	2,636.00	29,000.00	11	2,636.00	29,000.00	10½	2,633.00	27,412.00
Treasury Department.....	500	2,611.00	1,305,748.00	564½	2,597.00	1,464,720.00	619½	2,413.00	1,595,311.00
War Department.....	48	2,608.00	125,196.00	44	2,600.00	114,375.00	43½	2,573.00	110,846.00
District of Columbia.....	16	2,549.00	40,779.00	15½	2,567.00	40,078.00	15	2,439.00	36,580.00
Total.....	1,224½	2,603.00	3,186,590.00	1,313½	2,599.00	3,412,576.00	1,353½	2,579.00	3,491,378.66
Grade 6, \$2,100 to \$2,700; average, \$2,400—									
Executive Office.....	4	2,100.00	8,400.00	4	2,100.00	8,400.00	4	2,100.00	8,400.00
Alien Property Custodian.....	1	2,400.00	2,400.00	1	2,400.00	2,400.00	2	2,700.00	5,400.00
American Battle Monuments Commission.....	1	2,400.00	2,400.00	1	2,400.00	2,400.00	1	2,400.00	2,400.00
Board of Tax Appeals.....	1	2,400.00	2,400.00	1	2,300.00	2,300.00	1	2,300.00	2,300.00
Civil Service Commission.....	11	2,227.00	24,500.00	11	2,227.00	24,500.00	10	2,190.00	21,900.00
Employees' Compensation Commission.....	4	2,325.00	9,300.00	4	2,325.00	9,300.00	4½	2,183.00	9,460.00
Federal Board for Vocational Education.....	1	2,500.00	2,500.00	1	2,500.00	2,500.00	1	2,500.00	2,500.00
Federal Trade Commission.....	10	2,420.00	24,200.00	10	2,420.00	24,200.00	9½	2,456.00	24,151.00

No. 23.—Statement summarizing and comparing by classification services and grades for the fiscal years 1927, 1926 and 1925, the average number of employees, the average salary rates, and the total salaries of the personnel of the executive departments and independent establishments in the District of Columbia, classified under the act of March 4, 1923—Continued

Classification service and grade by department or establishment	Estimated expenditures, 1927			Estimated expenditures, 1926			Expended and obligated, 1925		
	Average number of employees	Average salary rate	Total salaries	Average number of employees	Average salary rate	Total salaries	Average number of employees	Average salary rate	Total salaries
Clerical, administrative, and fiscal service—Continued.									
Grade 6, \$2,100 to \$2,700; average, \$2,400—Continued.									
General Accounting Office.....	67	\$2,315.00	\$155,100.00	67	\$2,315.00	\$155,100.00	59	\$2,278.00	\$134,400.00
Interstate Commerce Commission.....	65	2,394.00	155,610.00	74	2,388.00	176,709.00	67	2,393.00	160,340.00
National Advisory Committee for Aeronautics.....	1	2,500.00	2,500.00	1	2,500.00	2,500.00	1	2,500.00	2,500.00
Public Buildings and Public Parks.....	2	2,100.00	4,200.00	2	2,100.00	4,200.00	2	2,100.00	4,200.00
Shipping Board.....	4	2,500.00	10,000.00	4	2,500.00	10,000.00	4	2,500.00	10,000.00
Smithsonian Institution.....	5	2,260.00	11,300.00	5	2,260.00	11,300.00	5	2,260.00	11,300.00
Tariff Commission.....	10	2,250.00	22,497.00	10	2,250.00	22,497.00	3	2,171.00	6,512.00
United States Veterans' Bureau.....	152	2,400.00	364,800.00	152	2,400.00	364,800.00	54	2,301.00	124,254.00
Department of Agriculture.....	109	2,299.00	250,682.00	109	2,310.00	251,791.00	104½	2,303.00	240,691.00
Department of Commerce.....	85	2,312.00	196,556.00	83½	2,312.00	193,468.00	79½	2,285.00	182,110.00
Department of the Interior.....	149	2,205.00	328,474.00	152	2,194.61	333,581.00	125½	2,163.15	272,017.00
Department of Justice.....	4	2,347.00	9,388.00	14	2,357.00	32,998.00	19½	2,344.00	45,898.00
Department of Labor.....	18	2,417.00	43,500.00	19	2,411.00	45,800.00	19½	2,435.00	46,460.00
Navy Department.....	43	2,355.00	101,261.00	42	2,323.00	97,581.00	41½	2,296.00	95,300.00
Post Office Department.....	69	2,242.00	154,708.00	69	2,242.00	154,708.00	60½	2,191.00	152,292.00
State Department.....	16	2,200.00	35,200.00	16	2,200.00	35,200.00	15½	2,160.00	34,197.00
Treasury Department.....	475	2,308.00	1,096,271.00	518½	2,291.00	1,188,818.00	559½	2,294.00	1,282,464.00
War Department.....	97	2,277.00	220,829.00	98	2,287.00	224,133.00	99½	2,175.00	217,107.00
District of Columbia.....	20	2,250.00	45,000.00	17	2,229.00	37,900.00	16	2,150.00	24,400.00
Total.....	1,424	2,306.00	3,283,976.00	1,486½	2,300.00	3,419,084.00	1,378½	2,265.00	3,122,812.00
Grade 5, \$1,860 to \$2,400; average, \$2,111.42—									
Alien Property Custodian.....	4	2,208.00	8,832.00	6	2,208.00	13,250.00	6	2,220.00	13,320.00
American Battle Monuments Commission.....	1	2,100.00	2,100.00	1	2,040.00	340.00			
Board of Tax Appeals.....	12	2,100.00	25,200.00	23	2,122.00	48,800.00	17½	2,014.00	35,383.00
Bureau of Efficiency.....	3	2,233.00	6,699.00	3	2,233.00	6,699.00	4½	2,100.00	8,575.00
Civil Service Commission.....	30	2,010.00	60,300.00	30	2,010.00	60,300.00	31	1,978.00	61,321.00
Employees' Compensation Commission.....	8	1,992.00	15,940.00	8	1,992.00	15,940.00	7½	1,924.00	13,628.00
Federal Board for Vocational Education.....	7	2,057.00	14,400.00	7	1,983.00	13,800.00	6½	1,900.00	13,145.00
Federal Trade Commission.....	23	2,092.00	48,116.00	23	2,092.00	48,116.00	22½	2,100.00	46,550.00
General Accounting Office.....	401	2,017.00	808,780.00	407	2,017.00	820,780.00	384	2,027.00	778,200.00
Interstate Commerce Commission.....	120	2,105.00	252,550.00	125	2,104.00	263,041.00	118	2,117.00	249,817.00
National Advisory Committee for Aeronautics.....	2	2,400.00	4,800.00	2	2,400.00	4,800.00	2	2,400.00	4,800.00
Public Buildings and Public Parks.....	4	1,970.00	7,880.00	4	1,970.00	7,880.00	4	1,970.00	7,880.00
Shipping Board.....	3	2,220.00	6,660.00	3	2,220.00	6,660.00	3	2,255.00	6,765.00
Smithsonian Institution.....	5	1,936.00	9,680.00	4	1,955.00	7,821.00	4½	1,872.00	9,364.00
Tariff Commission.....	17	2,105.00	35,780.00	19	2,089.00	39,700.00	32½	2,141.00	69,586.00
United States Veterans' Bureau.....	152	2,101.00	319,352.00	152	2,079.00	316,008.00	223	2,021.00	450,683.00
Department of Agriculture.....	187½	2,070.00	387,114.00	185½	2,081.00	387,303.00	197½	2,053.00	405,349.00
Department of Commerce.....	204½	2,038.00	416,645.00	203½	2,035.00	413,994.00	175½	2,043.00	358,821.00
Department of the Interior.....	184	1,988.00	367,652.00	194½	1,984.49	385,647.00	232	1,958.63	454,404.33
Department of Justice.....	28	2,033.00	56,924.00	58	2,038.00	118,222.00	56½	2,070.00	117,107.00
Department of Labor.....	68	2,016.00	137,104.00	62½	2,031.00	126,437.00	63	2,056.00	129,524.00
Navy Department.....	96½	2,092.00	201,162.00	97	2,089.00	202,590.00	96½	2,096.00	202,427.00
Post Office Department.....	167	1,980.00	330,696.00	162	1,985.00	321,573.00	161½	1,962.00	317,462.00
State Department.....	58	1,961.00	113,728.00	58	1,961.00	113,728.00	60½	1,933.00	116,322.00
Treasury Department.....	553	2,098.00	1,160,422.00	577½	2,093.00	1,207,910.00	585½	2,099.00	1,228,373.00
War Department.....	144½	2,066.00	299,658.00	143	2,074.00	296,538.00	145½	2,039.00	295,877.00
District of Columbia.....	40	2,004.00	80,159.00	40	1,974.00	78,979.00	36	1,986.00	71,478.00
Total.....	2,522½	2,052.00	5,178,342.00	2,596½	2,052.00	5,326,856.00	2,675½	2,043.00	5,466,161.00
Grade 4, \$1,680 to \$2,040; average, \$1,860—									
Executive Office.....	1	1,680.00	1,680.00	1	1,680.00	1,680.00	1	1,680.00	1,680.00
Alien Property Custodian.....	5	1,940.00	9,700.00	8	1,951.00	15,610.00	8	1,957.00	15,659.00
American Battle Monument Commission.....	1	1,860.00	1,860.00	1	1,860.00	1,860.00	1	1,800.00	1,800.00
Board of Tax Appeals.....	11	1,860.00	20,460.00	10	1,860.00	18,600.00	3½	1,747.00	6,731.00
Bureau of Efficiency.....	3	2,040.00	6,120.00	3	2,040.00	6,120.00	3½	2,023.00	6,574.00
Civil Service Commission.....	33	1,829.00	60,360.00	33	1,829.00	60,360.00	32½	1,820.00	58,540.00
Employees' Compensation Commission.....	11	1,778.00	19,560.00	11	1,778.00	19,560.00	10½	1,764.00	18,523.00
Federal Board for Vocational Education.....	6	1,800.00	11,160.00	6	1,840.00	11,040.00	6½	1,790.00	11,040.00
Federal Trade Commission.....	22	1,887.00	41,514.00	22	1,887.00	41,514.00	20½	1,911.00	39,813.00
General Accounting Office.....	265	1,801.00	477,240.00	269	1,802.00	484,680.00	232	1,801.00	417,800.00

No. 23.—Statement summarizing and comparing by classification services and grades for the fiscal years 1927, 1926, and 1925, the average number of employees, the average salary rates, and the total salaries of the personnel of the executive departments and independent establishments in the District of Columbia, classified under the act of March 4, 1923—Continued

Classification service and grade by department or establishment	Estimated expenditures, 1927			Estimated expenditures, 1926			Expended and obligated, 1925		
	Average number of employees	Average salary rate	Total salaries	Average number of employees	Average salary rate	Total salaries	Average number of employees	Average salary rate	Total salaries
Clerical, administrative, and fiscal service—Continued.									
Grade 4, \$1,680 to \$2,040; average, \$1,860—Continued.									
Interstate Commerce Commission.....	90	\$1,846.00	\$166,152.00	84	\$1,845.00	\$154,992.00	78	\$1,855.00	\$144,672.00
National Advisory Committee for Aeronautics.....	4	1,860.00	7,440.00	4	1,860.00	7,440.00	3	1,860.00	5,580.00
Public Buildings and Public Parks.....	3	1,720.00	5,160.00	3	1,720.00	5,160.00	3	1,720.00	5,160.00
Shipping Board.....	3	1,860.00	5,580.00	3	1,860.00	5,580.00	3	1,860.00	5,580.00
Smithsonian Institution.....	9	1,760.00	15,840.00	9	1,740.00	15,660.00	8½	1,747.00	14,120.00
Tariff Commission.....	29	1,831.00	53,100.00	29	1,831.00	53,100.00	26½	1,769.00	46,867.00
United States Veterans' Bureau.....	332	1,736.00	576,352.00	332	1,730.00	574,360.00	330	1,704.00	562,320.00
Department of Agriculture.....	381½	1,828.00	697,609.00	383½	1,816.00	696,780.00	389½	1,791.00	697,119.00
Department of Commerce.....	359½	1,803.00	648,294.00	355½	1,785.00	634,450.00	306½	1,813.00	555,146.00
Department of the Interior.....	283½	1,674.00	475,203.00	284½	1,799.90	511,921.00	303½	1,784.22	542,256.00
Department of Justice.....	63	1,820.00	114,660.00	57	1,843.00	105,065.00	57½	1,836.00	105,249.00
Department of Labor.....	50	1,799.00	89,972.00	53	1,796.00	95,164.00	47½	1,787.00	84,128.00
Navy Department.....	167½	1,845.00	300,583.00	168	1,839.00	308,947.00	167½	1,830.00	305,778.00
Post Office Department.....	204	1,786.00	364,431.00	197½	1,787.00	352,712.00	195½	1,776.00	346,763.00
State Department.....	58	1,741.00	100,970.00	58	1,741.00	100,970.00	59½	1,724.00	102,798.00
Treasury Department.....	840½	1,879.00	1,578,891.00	933½	1,869.00	1,743,848.00	1,006	1,876.00	1,887,473.00
War Department.....	358	1,840.00	658,747.00	361	1,840.00	664,128.00	382½	1,800.00	688,287.00
District of Columbia.....	64	1,785.00	114,265.00	57½	1,768.00	101,200.00	50	1,723.00	86,161.00
Total.....	3,658½	1,813.00	6,631,903.00	3,736½	1,818.00	6,792,482.00	3,734½	1,811.00	6,763,618.00
Grade 3, \$1,500 to \$1,860; average, \$1,680—									
Executive Office.....	3	1,620.00	4,860.00	3	1,620.00	4,860.00	3	1,620.00	4,860.00
Alien Property Custodian.....	15	1,760.00	22,880.00	19	1,760.00	33,420.00	20	1,766.00	35,328.00
American Battle Monuments Commission.....	1	1,560.00	1,560.00	½	1,500.00	250.00			
Board of Tax Appeals.....	17	1,680.00	28,560.00	9	1,680.00	15,120.00	9½	1,612.00	15,444.00
Bureau of Efficiency.....	4	1,800.00	7,200.00	4	1,800.00	7,200.00	3½	1,816.00	5,750.00
Civil Service Commission.....	58	1,601.00	92,880.00	59½	1,602.00	95,040.00	59	1,587.00	93,660.00
Employees' Compensation Commission.....	9	1,680.00	15,120.00	9	1,680.00	15,120.00	9½	1,693.00	16,366.00
Federal Board for Vocational Education.....	10	1,642.00	16,420.00	10	1,594.00	15,940.00	10½	1,540.00	16,175.00
Federal Trade Commission.....	59	1,655.00	97,645.00	59	1,655.00	97,645.00	58½	1,655.00	96,818.00
General Accounting Office.....	277	1,655.00	458,520.00	281	1,656.00	465,240.00	324	1,688.00	546,920.00
Interstate Commerce Commission.....	139	1,721.00	239,220.00	149	1,719.00	256,080.00	138	1,714.00	236,480.00
National Advisory Committee for Aeronautics.....	4	1,680.00	6,720.00	3	1,680.00	5,040.00	3	1,680.00	5,040.00
Public Buildings and Public Parks.....	22	1,631.00	35,882.00	22	1,631.00	35,882.00	19	1,644.00	31,236.00
Shipping Board.....	13	1,685.00	21,905.00	13	1,685.00	21,905.00	13½	1,706.00	22,320.00
Smithsonian Institution.....	14½	1,566.00	22,840.00	14½	1,566.00	22,840.00	11½	1,562.00	18,220.00
Tariff Commission.....	26	1,599.00	41,580.00	26	1,597.00	41,520.00	26½	1,566.00	41,376.00
United States Veterans' Bureau.....	1,178	1,675.00	1,973,150.00	1,199	1,671.00	2,003,529.00	1,225	1,621.00	1,985,725.00
Department of Agriculture.....	594½	1,585.00	939,108.00	597½	1,599.00	947,999.00	595	1,581.00	940,670.00
Department of Commerce.....	546½	1,623.00	886,173.00	540	1,608.00	868,378.00	578½	1,604.00	928,582.00
Department of the Interior.....	420	1,641.00	689,053.00	440½	1,659.00	730,175.00	512½	1,608.00	824,486.00
Department of Justice.....	113	1,606.00	181,478.00	115	1,613.00	185,450.00	103½	1,599.00	165,500.00
Department of Labor.....	119	1,643.00	195,534.00	120½	1,636.00	196,600.00	116½	1,639.00	191,084.00
Navy Department.....	450	1,643.00	739,257.00	457½	1,632.00	746,651.00	444½	1,623.00	721,365.00
Post Office Department.....	237	1,618.00	383,509.00	225	1,615.00	363,458.00	229½	1,597.00	366,135.00
State Department.....	141	1,588.00	223,920.00	141	1,588.00	223,920.00	156½	1,549.00	243,631.00
Treasury Department.....	1,659½	1,676.00	2,782,052.00	1,694	1,676.00	2,839,988.00	1,794½	1,681.00	3,016,271.00
War Department.....	608½	1,632.00	993,131.00	595	1,640.00	975,616.00	605½	1,617.00	978,460.00
District of Columbia.....	145½	1,586.00	230,092.00	133½	1,559.00	208,761.00	135½	1,675.00	227,325.00
Total.....	6,883½	1,646.00	11,330,254.00	6,939½	1,646.00	11,423,641.00	7,205½	1,634.00	11,775,227.00
Grade 2, \$1,320 to \$1,680; average, \$1,500—									
Alien Property Custodian.....	7	1,571.00	10,996.00	11	1,570.00	17,270.00	12	1,540.00	18,480.00
Board of Tax Appeals.....	18	1,500.00	27,000.00	3	1,500.00	4,500.00	4½	1,555.00	6,219.00
Bureau of Efficiency.....	3	1,520.00	4,560.00	3	1,520.00	4,560.00	3	1,520.00	4,560.00
Civil Service Commission.....	52	1,462.00	76,204.00	54	1,462.00	78,960.00	59½	1,450.00	86,047.00
Employees' Compensation Commission.....	18	1,468.00	26,424.00	18	1,468.00	26,424.00	17½	1,465.00	25,516.00
Federal Board for Vocational Education.....	3	1,540.00	4,620.00	3	1,520.00	4,560.00	3	1,500.00	4,500.00
Federal Trade Commission.....	21	1,489.00	31,269.00	21	1,489.00	31,269.00	22½	1,484.00	33,143.00
General Accounting Office.....	334	1,535.00	512,700.00	338	1,534.00	518,640.00	385	1,557.00	599,400.00
National Advisory Committee for Aeronautics.....	3	1,500.00	4,500.00	3	1,500.00	4,500.00	3	1,500.00	4,500.00
Public Buildings and Public Parks.....	10	1,428.00	14,280.00	11	1,418.00	15,598.00	14	1,440.00	20,160.00

No. 23.—Statement summarizing and comparing by classification services and grades for the fiscal years 1927, 1926, and 1925, the average number of employees, the average salary rates, and the total salaries of the personnel of the executive departments and independent establishments in the District of Columbia, classified under the act of March 4, 1923—Continued

Classification service and grade by department or establishment	Estimated expenditures, 1927			Estimated expenditures, 1926			Expended and obligated, 1925		
	Average number of employees	Average salary rate	Total salaries	Average number of employees	Average salary rate	Total salaries	Average number of employees	Average salary rate	Total salaries
Clerical, administrative, and fiscal service—Continued.									
Grade 2, \$1,320 to \$1,680; average \$1,500—Continued.									
Shipping Board.....	23	\$1,424.00	\$32,752.00	24	\$1,420.00	\$34,080.00	18½	\$1,425.00	\$26,719.00
Smithsonian Institution.....	12	1,395.00	16,740.00	12	1,395.00	16,740.00	15½	1,387.00	21,733.00
Tariff Commission.....	10	1,440.00	14,400.00	10	1,440.00	14,400.00	9½	1,413.00	13,893.00
United States Veterans' Bureau.....	1,176	1,500.00	1,764,000.00	1,206	1,488.00	1,794,528.00	1,270	1,482.00	1,882,140.00
Department of Agriculture.....	506	1,442.00	729,379.00	531½	1,421.00	767,742.00	555½	1,410.00	785,249.00
Department of Commerce.....	634½	1,441.00	914,470.00	604½	1,431.00	865,431.00	635½	1,409.00	894,851.00
Department of the Interior.....	277	1,482.00	410,646.00	281½	1,483.00	416,958.00	317½	1,466.00	465,825.00
Department of Justice.....	77	1,484.00	114,304.00	83	1,483.00	123,128.00	86½	1,480.00	127,611.00
Department of Labor.....	116	1,449.00	168,085.00	119½	1,447.00	172,208.00	118	1,412.00	166,630.00
Navy Department.....	397	1,455.00	577,617.00	412	1,458.00	600,685.00	428½	1,460.00	624,787.00
Post Office Department.....	219½	1,446.00	316,889.00	214½	1,449.00	311,170.00	217½	1,449.00	314,980.00
State Department.....	133	1,357.00	180,529.00	133	1,357.00	180,529.00	105½	1,352.00	143,387.00
Treasury Department.....	2,220½	1,498.00	3,326,376.00	2,383	1,494.00	3,559,707.00	2,620	1,494.00	3,914,043.00
War Department.....	762½	1,433.00	1,092,039.00	749½	1,432.00	1,072,819.00	721½	1,425.00	1,028,136.00
District of Columbia.....	231	1,402.00	323,826.00	206	1,514.00	311,943.00	218½	1,364.00	298,551.00
Total.....	7,263½	1,472.00	10,694,605.00	7,434½	1,473.00	10,948,329.00	7,861½	1,464.00	11,511,060.00
Grade 1, \$1,140 to \$1,500; average, \$1,320—									
Alien Property Custodian.....	4	1,530.00	6,120.00	4	1,530.00	6,120.00	7	1,388.00	9,720.00
Board of Tax Appeals.....	17	1,320.00	22,440.00				6½	1,258.00	7,966.00
Civil Service Commission.....	11	1,282.00	14,100.00	11	1,282.00	14,100.00	13	1,255.00	16,320.00
Employees' Compensation Commission.....	11	1,278.00	14,058.00	11	1,278.00	14,058.00	13	1,287.00	16,731.00
Federal Board for Vocational Education.....	2	1,260.00	2,520.00	2	1,200.00	2,400.00	2	1,140.00	2,280.00
Federal Trade Commission.....	6	1,270.00	7,620.00	6	1,270.00	7,620.00	5½	1,233.00	7,090.00
General Accounting Office.....	298	1,290.00	384,300.00	304	1,287.00	391,140.00	313	1,303.00	407,800.00
National Advisory Committee for Aeronautics.....	1	1,320.00	1,320.00	1	1,320.00	1,320.00	1	1,320.00	1,320.00
Public Buildings and Public Parks.....	2	1,260.00	2,520.00	2	1,260.00	2,520.00	2	1,200.00	2,400.00
Shipping Board.....	6	1,340.00	8,040.00	6	1,340.00	8,040.00	6	1,340.00	8,040.00
Smithsonian Institution.....	9	1,253.00	11,280.00	6	1,290.00	7,740.00	6½	1,232.00	7,935.00
Tariff Commission.....	2	1,320.00	2,640.00	2	1,320.00	2,640.00	1½	1,234.00	1,748.00
United States Veterans' Bureau.....	595	1,319.00	771,615.00	595	1,335.00	794,325.00	590	1,332.00	785,880.00
Department of Agriculture.....	143½	1,297.00	186,827.00	161½	1,298.00	209,752.00	164½	1,294.00	212,091.00
Department of Commerce.....	352½	1,261.00	444,755.00	351½	1,250.00	439,976.00	368	1,241.00	456,732.00
Department of the Interior.....	102	1,323.00	134,991.00	103½	1,324.00	137,326.00	133½	1,309.00	174,569.00
Department of Justice.....	54	1,246.00	67,294.00	52	1,251.00	65,040.00	39½	1,278.00	50,479.00
Department of Labor.....	47	1,271.00	59,730.00	48½	1,249.00	60,476.00	53½	1,247.00	66,741.00
Navy Department.....	150	1,313.00	196,956.00	158	1,319.00	208,402.00	174½	1,315.00	229,552.00
Post Office Department.....	70	1,283.00	89,825.00	70	1,283.00	89,825.00	72½	1,280.00	92,408.00
State Department.....	62	1,191.00	73,842.00	62	1,191.00	73,842.00	38½	1,215.00	46,980.00
Treasury Department.....	1,496½	1,341.00	2,006,555.00	1,538½	1,339.00	2,060,733.00	1,743½	1,334.00	2,325,554.00
War Department.....	141½	1,279.00	180,991.00	157½	1,270.00	200,645.00	149½	1,280.00	191,168.00
District of Columbia.....	90	1,231.00	110,762.00	85	1,152.00	97,887.00	83½	1,206.00	100,164.00
Total.....	3,663½	1,311.00	4,801,031.00	3,739	1,309.00	4,895,927.00	3,987½	1,309.00	5,221,668.00
Custodial service:									
Grade 10, \$2,400 to \$3,000; average, \$2,700—									
Public Buildings and Public Parks.....	3	2,433.00	7,299.00	3	2,433.00	7,299.00	2	2,450.00	4,900.00
Smithsonian Institution.....	2	2,400.00	4,800.00	2	2,400.00	4,800.00	2	2,400.00	4,800.00
United States Veterans' Bureau.....	1	2,800.00	2,800.00	1	2,800.00	2,800.00	1	2,800.00	2,800.00
Department of Agriculture.....	1	2,800.00	2,800.00	1	2,800.00	2,800.00	1	2,800.00	2,800.00
Department of Commerce.....	1	2,500.00	2,500.00				½	2,400.00	1,200.00
Department of the Interior.....				1	2,800.00	2,800.00	1	2,800.00	2,800.00
Treasury Department.....	1	2,600.00	2,600.00	1	2,600.00	2,600.00	1½	2,677.00	4,684.00
District of Columbia.....	8	2,590.00	20,720.00	7	2,517.00	17,620.00	7	2,417.00	16,920.00
Total.....	17	2,560.00	43,519.00	16	2,545.00	40,719.00	16½	2,517.00	40,904.00

No. 23.—Statement summarizing and comparing by classification services and grades for the fiscal years 1927, 1926, and 1925, the average number of employees, the average salary rates, and the total salaries of the personnel of the executive departments and independent establishments in the District of Columbia, classified under the act of March 4, 1923—Continued

Classification service and grade by department or establishment	Estimated expenditures, 1927			Estimated expenditures, 1926			Expended and obligated, 1925		
	Average number of employees	Average salary rate	Total salaries	Average number of employees	Average salary rate	Total salaries	Average number of employees	Average salary rate	Total salaries
Custodial service—Continued.									
Grade 9, \$2,100 to \$2,700; average, \$2,400—									
Public Buildings and Public Parks.....	2	\$2,100.00	\$4,200.00	2	\$2,100.00	\$4,200.00	2	\$1,980.00	\$3,960.00
Department of Agriculture.....	2	2,350.00	4,700.00	2	2,350.00	4,700.00	2	2,238.60	4,475.00
Department of Commerce.....	6	2,417.00	14,500.00	7	2,371.00	16,600.00	5½	2,404.00	14,017.00
Department of the Interior.....	1	2,600.00	2,600.00	1	2,600.00	2,600.00	1	2,600.00	2,600.00
Post Office Department.....	1	2,200.00	2,200.00	1	2,200.00	2,200.00	½	2,100.00	1,925.00
Treasury Department.....	4	2,375.00	9,500.00	4	2,375.00	9,500.00	4	2,244.00	8,975.00
District of Columbia.....	9	2,178.00	19,600.00	7	2,143.00	15,000.00	7	2,033.00	14,230.00
Total.....	25	2,292.00	57,300.00	24	2,283.00	54,800.00	22½	2,206.00	50,182.00
Grade 8, \$1,860 to \$2,400; average, \$2,111.42—									
Executive Office.....	1	2,100.00	2,100.00	1	2,100.00	2,100.00	1	2,100.00	2,100.00
Public Buildings and Public Parks.....	14	2,000.00	28,000.00	14	2,000.00	28,000.00	11	1,971.00	21,681.00
Smithsonian Institution.....	1	2,100.00	2,100.00	1	2,100.00	2,100.00	1	1,860.00	1,860.00
United States Veterans' Bureau.....	2	2,200.00	4,400.00	2	2,200.00	4,400.00	2	2,200.00	4,400.00
Department of Agriculture.....	8	2,200.00	17,600.00	8	2,200.00	17,600.00	8	2,200.00	17,597.00
Department of Commerce.....	9	2,116.00	19,040.00	7	2,154.00	15,080.00	6½	2,117.00	12,872.00
Department of the Interior.....	5	2,112.00	10,560.00	5	2,131.00	10,660.00	5	2,131.00	10,535.00
Post Office Department.....	3	1,973.00	5,919.00	3	1,973.00	5,919.00	2½	1,899.00	5,381.00
Treasury Department.....	4	2,140.00	8,559.00	4	2,140.00	8,559.00	4	2,087.00	8,346.00
District of Columbia.....	22	1,991.00	43,800.00	18	1,951.00	35,120.00	16	1,922.00	30,750.00
Total.....	69	2,059.00	142,078.00	63	2,056.00	129,538.00	57	2,032.00	115,822.00
Grade 7, \$1,680 to \$2,040; average, \$1,860—									
Civil Service Commission.....	1	1,860.00	1,860.00	1	1,860.00	1,860.00	1	1,860.00	1,860.00
Federal Board for Vocational Education.....	1	1,860.00	1,860.00	1	1,800.00	1,800.00	1	1,740.00	1,740.00
General Accounting Office.....	1	1,860.00	1,860.00	1	1,860.00	1,860.00	1	1,860.00	1,860.00
Interstate Commerce Commission.....	1	2,040.00	2,040.00	1	2,040.00	2,040.00	1	2,040.00	2,040.00
Public Buildings and Public Parks.....	31	1,804.00	55,924.00	31	1,804.00	55,924.00	29	1,793.00	52,007.00
Shipping Board.....	1	1,980.00	1,980.00	1	1,980.00	1,980.00	1	1,980.00	1,980.00
Smithsonian Institution.....	4	1,750.00	6,900.00	4	1,750.00	6,900.00	4	1,680.00	6,720.00
United States Veterans' Bureau.....	6	1,860.00	11,160.00	6	1,860.00	11,160.00	6	1,860.00	11,280.00
Department of Agriculture.....	13	1,883.00	24,480.00	13	1,883.00	24,480.00	12½	1,875.00	23,439.00
Department of Commerce.....	12	1,865.00	22,380.00	11	1,882.00	20,700.00	8½	1,942.00	16,666.00
Department of the Interior.....	22	1,852.00	40,740.00	21½	1,843.00	40,236.00	22½	1,798.00	40,313.00
Navy Department.....	2	1,740.00	3,480.00	2	1,740.00	3,480.00	2	1,715.00	3,430.00
Post Office Department.....	2	1,740.00	3,480.00	2	1,740.00	3,480.00	2½	1,700.00	3,825.00
Treasury Department.....	11	1,800.00	19,800.00	11	1,800.00	19,800.00	10½	1,785.00	19,045.00
War Department.....	1	1,740.00	1,740.00	1	1,740.00	1,740.00	½	1,730.00	1,586.00
District of Columbia.....	56	1,770.00	99,100.00	48	1,739.00	83,480.00	48	1,696.00	81,410.00
Total.....	165	1,811.00	298,784.00	155½	1,803.00	280,920.00	151½	1,779.00	269,201.00
Grade 6, \$1,500 to \$1,860; average, \$1,680—									
Executive Office.....	1	1,500.00	1,500.00	1	1,500.00	1,500.00	1	1,500.00	1,500.00
Federal Trade Commission.....	1	1,860.00	1,860.00	1	1,860.00	1,860.00	1½	1,548.00	2,967.00
General Accounting Office.....	5	1,656.00	8,280.00	5	1,656.00	8,280.00	4	1,635.00	6,540.00
Interstate Commerce Commission.....	2	1,650.00	3,300.00	2	1,650.00	3,300.00	2½	1,620.00	3,240.00
Public Buildings and Public Parks.....	148	1,559.00	230,732.00	156	1,558.00	243,048.00	160	1,549.00	237,840.00
Shipping Board.....							½	1,693.00	1,270.00
Smithsonian Institution.....	18½	1,614.00	29,599.00	18½	1,614.00	29,599.00	18½	1,574.00	28,719.00
United States Veterans' Bureau.....	28	1,680.00	47,040.00	28	1,680.00	47,040.00	22	1,651.00	36,322.00
Department of Agriculture.....	64	1,715.00	109,741.00	64	1,715.00	109,741.00	65½	1,683.00	110,921.00
Department of Commerce.....	34	1,609.00	54,720.00	25	1,639.00	40,977.00	27½	1,629.00	45,220.00
Department of the Interior.....	63	1,710.00	107,736.00	59½	1,702.00	101,246.00	58½	1,672.00	98,102.00
Department of Labor.....	1	1,500.00	1,500.00	1	1,500.00	1,500.00	1	1,500.00	1,500.00
Navy Department.....	4	1,590.00	6,360.00	4	1,590.00	6,360.00	4	1,590.00	6,360.00
Post Office Department.....	31	1,535.00	47,581.00	31	1,535.00	47,581.00	31½	1,530.00	47,561.00
State Department.....	1	1,500.00	1,500.00	1	1,500.00	1,500.00	½	1,500.00	898.00
Treasury Department.....	36	1,606.00	57,831.00	36	1,606.00	57,831.00	40½	1,613.00	64,777.00
War Department.....	9	1,620.00	14,580.00	9	1,620.00	14,580.00	8½	1,593.00	13,940.00
District of Columbia.....	169	1,529.00	258,420.00	159	1,526.00	242,620.00	156	1,512.00	235,916.00
Total.....	615½	1,596.00	982,280.00	600½	1,595.00	958,563.00	604	1,562.00	943,593.00

No. 23.—Statement summarizing and comparing by classification services and grades for the fiscal years 1927, 1926, and 1925, the average number of employees, the average salary rates, and the total salaries of the personnel of the executive departments and independent establishments in the District of Columbia, classified under the act of March 4, 1923—Continued

Classification service and grade by department or establishment	Estimated expenditures, 1927			Estimated expenditures, 1926			Expended and obligated, 1925		
	Average number of employees	Average salary rate	Total salaries	Average number of employees	Average salary rate	Total salaries	Average number of employees	Average salary rate	Total salaries
Custodial service—Continued.									
Grade 5, \$1,320 to \$1,680; average, \$1,500—									
Executive Office.....	1	\$1,320.00	\$1,320.00	1	\$1,320.00	\$1,320.00	1	\$1,320.00	\$1,320.00
Alien Property Custodian.....	1	1,620.00	1,620.00	1	1,620.00	1,620.00	1	1,620.00	1,620.00
Federal Board for Vocational Education.....	1	1,440.00	1,440.00	1	1,380.00	1,380.00	1	1,380.00	1,320.00
General Accounting Office.....							1	1,500.00	1,500.00
Public Buildings and Public Parks.....	15	1,344.00	20,160.00	16	1,354.00	21,664.00	18	1,385.00	24,930.00
Smithsonian Institution.....	3	1,320.00	3,960.00	3	1,320.00	3,960.00	3½	1,320.00	5,170.00
Tariff Commission.....	1	1,560.00	1,560.00	1	1,560.00	1,560.00	1	1,560.00	1,560.00
United States Veterans' Bureau.....	1	1,500.00	1,500.00	1	1,500.00	1,500.00	1	1,320.00	1,320.00
Department of Agriculture.....	12	1,465.00	17,580.00	12	1,465.00	17,580.00	10½	1,396.00	15,237.00
Department of Commerce.....	6	1,420.00	8,520.00	5	1,416.00	7,080.00	3½	1,439.00	5,395.00
Department of the Interior.....	47	1,434.00	67,400.00	47	1,406.00	66,063.00	45	1,387.00	62,397.00
Department of Justice.....	1	1,500.00	1,500.00	1	1,500.00	1,500.00	1	1,445.00	1,445.00
Post Office Department.....	5	1,332.00	6,660.00	5	1,332.00	6,660.00	6½	1,357.00	8,481.00
Treasury Department.....	17	1,408.00	23,930.00	17	1,408.00	23,930.00	16½	1,385.00	22,621.00
War Department.....	1	1,380.00	1,380.00	1	1,380.00	1,380.00	1½	1,384.00	1,845.00
District of Columbia.....	192	1,326.00	254,673.00	178	1,296.00	230,883.00	175	1,275.00	223,209.00
Total.....	304	1,359.00	413,203.00	290	1,338.00	387,880.00	287½	1,320.00	379,370.00
Grade 4, \$1,140 to \$1,500; average \$1,320—									
Executive office.....	3	1,140.00	3,420.00	3	1,140.00	3,420.00	3	1,140.00	3,420.00
Alien Property Custodian.....	1	1,320.00	1,320.00	1	1,320.00	1,320.00	1	1,500.00	1,500.00
American Battle Monuments Commission.....	1	1,200.00	1,200.00	1	1,200.00	1,200.00	½	1,140.00	760.00
Board of Tax Appeals.....	1	1,440.00	1,440.00	1	1,440.00	1,440.00	1½	1,440.00	2,100.00
Civil Service Commission.....	1	1,140.00	1,140.00	1	1,140.00	1,140.00	1	1,140.00	1,140.00
Federal Board for Vocational Education.....	1	1,320.00	1,320.00	1	1,260.00	1,260.00	1	1,200.00	1,200.00
Federal Trade Commission.....	1	1,380.00	1,380.00	1	1,380.00	1,380.00	1	1,380.00	1,380.00
General Accounting Office.....	4	1,275.00	5,100.00	4	1,275.00	5,100.00	3	1,180.00	3,540.00
Interstate Commerce Commission.....	1	1,440.00	1,440.00	1	1,440.00	1,440.00	1	1,440.00	1,440.00
Public Buildings and Public Parks.....	104	1,145.00	120,328.00	113	1,155.00	130,515.00	114	1,155.00	131,670.00
Shipping Board.....	1	1,200.00	1,200.00	1	1,200.00	1,200.00	1	1,200.00	1,200.00
Smithsonian Institution.....	16½	1,292.00	21,542.00	16½	1,290.00	21,494.00	16½	1,273.00	20,679.00
United States Veterans' Bureau.....	11	1,320.00	14,520.00	11	1,293.00	14,223.00	12	1,270.00	15,240.00
Department of Agriculture.....	41	1,277.00	52,368.00	40½	1,278.00	52,078.00	42½	1,264.00	53,115.00
Department of Commerce.....	21	1,228.00	25,796.00	15½	1,266.00	19,620.00	16½	1,254.00	21,007.00
Department of the Interior.....	76	1,289.00	97,980.00	79	1,248.00	98,566.00	71½	1,231.00	88,410.00
Department of Labor.....	1	1,500.00	1,500.00	1½	1,500.00	2,250.00	1½	1,253.00	1,357.00
Navy Department.....	7	1,286.00	9,000.00	7	1,286.00	9,000.00	7½	1,237.00	9,687.00
Post Office Department.....	38	1,170.00	44,464.00	38	1,170.00	44,464.00	38½	1,159.00	44,716.00
State Department.....	2	1,410.00	2,820.00	2	1,410.00	2,820.00	2	1,410.00	2,820.00
Treasury Department.....	53	1,238.00	65,626.00	53	1,238.00	65,626.00	53½	1,238.00	66,004.00
War Department.....	11	1,271.00	13,980.00	10½	1,266.00	13,810.00	11½	1,220.00	13,520.00
District of Columbia.....	248	1,106.00	274,369.00	231	1,134.00	262,062.00	227	1,128.00	256,139.00
Total.....	644½	1,184.00	763,253.00	634½	1,191.00	755,928.00	628½	1,181.00	742,044.00
Grade 3, \$1,020 to \$1,260; average, \$1,140—									
Executive Office.....	2	1,080.00	2,160.00	2	1,080.00	2,160.00	2	1,080.00	2,160.00
Alien Property Custodian.....	6	1,113.00	6,678.00	12	1,113.00	13,356.00	14	1,113.00	15,576.00
Board of Tax Appeals.....	10	1,140.00	11,400.00	4	1,140.00	4,560.00	3	1,166.00	3,498.00
Bureau of Efficiency.....	3	1,180.00	3,540.00	3	1,180.00	3,540.00	3	1,180.00	3,540.00
Civil Service Commission.....	9	1,133.00	10,200.00	9	1,133.00	10,200.00	10	1,088.00	10,880.00
Employees' Compensation Commission.....	1	1,140.00	1,140.00	1	1,140.00	1,140.00	1	1,098.00	1,098.00
Federal Board for Vocational Education.....	6	1,130.00	6,780.00	6	1,100.00	6,600.00	6	1,050.00	6,300.00
Federal Trade Commission.....	7	1,140.00	7,980.00	7	1,140.00	7,980.00	7½	1,136.00	8,963.00
General Accounting Office.....	67	1,101.00	73,740.00	68	1,101.00	74,880.00	65	1,072.00	69,660.00
Interstate Commerce Commission.....	2	1,110.00	2,220.00	2	1,110.00	2,220.00	2	1,110.00	2,220.00
Public Buildings and Public Parks.....	345	1,039.00	358,455.00	354	1,039.00	366,744.00	356	1,034.00	368,104.00
Shipping Board.....	3	1,120.00	3,360.00	3	1,120.00	3,360.00	3½	1,122.00	3,460.00
Smithsonian Institution.....	73½	1,020.00	75,030.00	74	1,024.00	75,781.00	71½	1,025.00	72,885.00
Tariff Commission.....	6	1,140.00	6,840.00	6	1,140.00	6,840.00	6	1,111.00	6,666.00
United States Veterans' Bureau.....	215	1,140.00	245,100.00	220	1,098.00	241,560.00	235	1,097.00	257,795.00
Department of Agriculture.....	236	1,079.00	253,672.00	233½	1,078.00	255,712.00	233½	1,086.00	252,649.00
Department of Commerce.....	177½	1,097.00	194,967.00	161½	1,100.00	177,910.00	165½	1,094.00	180,742.00
Department of the Interior.....	222	1,103.00	244,756.00	217½	1,089.00	237,090.00	211½	1,061.00	224,142.00
Department of Justice.....	49	1,141.00	55,909.00	53	1,140.00	60,413.00	54½	1,098.00	59,278.00

No. 23.—Statement summarizing and comparing by classification services and grades for the fiscal years 1927, 1926, and 1925, the average number of employees, the average salary rates, and the total salaries of the personnel of the executive departments and independent establishments in the District of Columbia, classified under the act of March 4, 1923—Continued

Classification service and grade by department or establishment	Estimated expenditures, 1927			Estimated expenditures, 1926			Expended and obligated, 1925		
	Average number of employees	Average salary rate	Total salaries	Average number of employees	Average salary rate	Total salaries	Average number of employees	Average salary rate	Total salaries
Custodial service—Continued.									
Grade 3, \$1,020 to \$1,260; average, \$1,140—Continued.									
Department of Labor.....	26	\$1,112.00	\$28,924.00	26	\$1,112.00	\$28,924.00	26½	\$1,098.00	\$29,565.00
Navy Department.....	133½	1,055.00	140,718.00	136	1,051.00	142,959.00	137½	1,038.00	142,672.00
Post Office Department.....	95	1,083.00	102,848.00	95	1,083.00	102,848.00	94½	1,077.00	102,231.00
State Department.....	54	1,038.00	56,100.00	54	1,038.00	56,100.00	71½	1,477.00	74,608.00
Treasury Department.....	845	1,098.00	927,729.00	841½	1,098.00	923,213.00	885½	1,081.00	956,899.00
War Department.....	154½	1,098.00	170,269.00	166½	1,091.00	182,107.00	168½	1,062.00	179,533.00
District of Columbia.....	385	1,022.00	393,470.00	369	1,036.00	382,408.00	365	1,003.00	366,122.00
Total.....	3,133½	1,060.00	3,383,874.00	3,129½	1,077.00	3,370,599.00	3,198½	1,063.00	3,401,281.00
Grade 2, \$900 to \$1,140; average, \$1,020—									
Executive Office.....	2	960.00	1,920.00	2	960.00	1,920.00	2½	960.00	2,000.00
Alien Property Custodian.....	1	1,020.00	1,020.00	2	1,020.00	2,040.00	2	900.00	1,800.00
Civil Service Commission.....	5	900.00	4,500.00	5	900.00	4,500.00	5	900.00	4,500.00
Federal Board for Vocational Education.....	5	984.00	4,920.00	5	960.00	4,800.00	5	900.00	4,500.00
General Accounting Office.....	39	1,002.00	39,060.00	40	1,002.00	40,080.00	40	962.00	38,480.00
Charwomen.....	20	376.00	7,520.00	20	376.00	7,520.00	20	352.00	7,044.00
Interstate Commerce Commission.....	20	904.00	18,082.00	22	901.00	19,815.00	22	895.00	19,695.00
National Advisory Committee for Aeronautics.....	1	960.00	960.00	1	900.00	900.00	1	900.00	900.00
Public Buildings and Public Parks.....	800	912.00	729,600.00	820	911.00	746,200.00	816	908.00	740,928.00
Shipping Board.....	3	920.00	2,760.00	3	920.00	2,760.00	3	920.00	2,760.00
Smithsonian Institution.....	112½	656.00	73,795.00	112½	656.00	73,795.00	112½	637.00	71,909.00
United States Veterans' Bureau.....	104	1,020.00	106,080.00	104	913.00	94,952.00	99	913.00	90,387.00
Department of Agriculture.....	298½	731.00	217,917.00	298½	736.00	218,408.00	308½	732.00	223,881.00
Department of Commerce.....	82	933.00	76,530.00	61	944.00	57,570.00	57½	936.00	54,169.00
Department of the Interior.....	194	979.00	189,868.00	175½	974.00	170,697.00	174½	961.00	167,750.00
Department of Labor.....	2	900.00	1,800.00	2½	900.00	1,950.00	4½	896.00	3,657.00
Navy Department.....	11	944.00	10,380.00	11	938.00	10,320.00	10½	952.00	10,391.00
Post Office Department.....	70	1,002.00	97,642.00	70	1,002.00	97,642.00	75½	999.00	102,883.00
Charwomen at 40 cents an hour.....	75	367.00	3,600.00	75	367.00	3,600.00	75½	367.00	3,657.00
State Department.....	4	900.00	3,600.00	4	900.00	3,600.00	5½	874.00	4,657.00
Treasury Department.....	502½	706.00	354,675.00	509½	709.00	361,329.00	523½	699.00	365,636.00
War Department.....	37	968.00	35,816.00	35	945.00	33,078.00	34½	943.00	32,691.00
District of Columbia.....	352	909.00	320,128.00	329	857.00	282,035.00	312	872.00	471,973.00
Total.....	2,740½	839.00	2,298,570.00	2,707½	826.00	2,235,911.00	2,708½	894.00	2,422,591.00
Grade 1, \$600 to \$780; average, \$690—									
Civil Service Commission.....	10	642.00	6,420.00	10	642.00	6,420.00	10	636.00	6,360.00
Federal Trade Commission.....	6	700.00	4,200.00	6	700.00	4,200.00	5½	723.00	2,832.00
General Accounting Office.....	19	660.00	12,540.00	19	660.00	12,540.00	19	660.00	12,540.00
Interstate Commerce Commission.....	50	671.00	33,546.00	56	670.00	37,511.00	56	669.00	37,488.00
Public Buildings and Public Parks.....	6	660.00	3,960.00	7	669.00	4,683.00	9	660.00	5,940.00
Smithsonian Institution.....	6	725.00	4,350.00	6	725.00	4,350.00	4½	674.00	3,257.00
United States Veterans' Bureau.....							1	720.00	720.00
Department of Agriculture.....	91½	651.00	59,774.00	94½	654.00	61,653.00	104½	658.00	68,890.00
Department of Commerce.....	39	651.00	25,397.00	36½	650.00	23,459.00	30½	694.00	21,452.00
Department of the Interior.....	8	675.00	5,400.00	8½	657.00	5,312.00	10	674.00	6,742.00
Department of Labor.....	6	625.00	3,750.00	6	625.00	3,750.00	4½	698.00	3,317.00
Navy Department.....	2	660.00	1,320.00	2	630.00	1,260.00	2½	600.00	1,400.00
State Department.....							½	612.00	155.00
Treasury Department.....	30	655.00	19,645.00	30½	667.00	19,999.00	36½	696.00	25,411.00
War Department.....	12	693.00	8,310.00	12	693.00	8,310.00	11½	684.00	8,061.00
District of Columbia.....	10	636.00	6,360.00	10	606.00	6,060.00	9	633.00	5,700.00
Total.....	295½	659.00	194,972.00	302½	658.00	199,507.00	316	665.00	210,295.00
Clerical-mechanical service:									
Grade 4, 80 to 90 cents an hour—									
Treasury Department.....	17	2,019.00	34,323.00	17	2,019.00	34,323.00	16½	2,019.00	32,472.00
Grade 3, 65 to 70 cents an hour—									
Treasury Department.....	90	1,645.00	148,050.00	90	1,645.00	148,050.00	89½	1,644.00	147,001.00
Grade 2, 55 to 60 cents an hour—									
Treasury Department.....	1,485	1,379.00	2,047,815.00	1,442	1,379.00	1,988,518.00	1,254	1,379.00	1,729,266.00
Grade 1, 45 to 50 cents an hour—									
Treasury Department.....	1,875	1,232.00	2,310,000.00	1,887	1,232.00	2,324,784.00	1,742½	1,225.00	2,134,154.00

BUDGET STATEMENT No. 24

Statement summarizing and comparing by departments and independent establishments for the fiscal years 1927, 1926, and 1925 the average number of employees, the average salary rate, and the total salaries of the personnel in the District of Columbia classified under the act of March 4, 1923

Department or establishment	Estimated expenditures, 1927			Estimated expenditures, 1926			Expended and obligated, 1925		
	Average number of employees	Average salary rate	Total salaries	Average number of employees	Average salary rate	Total salaries	Average number of employees	Average salary rate	Total salaries
Executive Office.....	37	\$2, 507	\$92, 760	36½	\$2, 461	\$90, 760	37	\$2, 507	\$92, 760
Alien Property Custodian.....	59	2, 023	119, 366	81	2, 084	169, 811	90	2, 083	185, 863
American Battle Monuments Commission.....	6	2, 060	12, 120	4½	2, 769	\$12, 000	3½	2, 274	\$8, 340
Board of Tax Appeals.....	108	2, 380	257, 140	81	3, 302	267, 520	54½	3, 564	194, 059
Bureau of Efficiency.....	47	3, 116	146, 454	47	3, 116	146, 454	45½	3, 124	142, 160
Civil Service Commission.....	276	1, 907	526, 444	279½	1, 905	531, 360	286½	1, 856	530, 881
Commission of Fine Arts.....	2	1, 650	3, 300	2	1, 650	3, 300	2	1, 650	3, 300
Employees' Compensation Commission.....	69	1, 870	129, 040	71	1, 909	135, 540	71½	1, 859	132, 952
Federal Board for Vocational Education.....	73	2, 864	209, 105	73	2, 787	203, 445	71½	2, 628	189, 246
Federal Power Commission.....	1	6, 500	6, 500	1	6, 500	6, 500	1	6, 312	6, 312
Federal Trade Commission.....	314	2, 751	863, 697	314	2, 751	863, 697	311½	2, 734	852, 872
General Accounting Office.....	1, 934	1, 755	3, 393, 860	1, 960	1, 753	3, 434, 960	1, 979	1, 739	3, 441, 504
Interstate Commerce Commission.....	1, 270	2, 659	3, 377, 432	1, 417	2, 613	3, 702, 219	1, 199	2, 446	2, 933, 306
National Advisory Committee for Aeronautics.....	25	2, 278	56, 940	23½	2, 251	52, 680	23	2, 290	52, 680
Public Buildings and Public Parks.....	1, 526	1, 093	1, 668, 072	1, 575	1, 092	1, 720, 257	1, 574	1, 079	1, 699, 416
Shipping Board.....	89	2, 972	264, 514	94	3, 015	283, 368	89½	3, 075	273, 707
Smithsonian Institution.....	410½	1, 484	608, 574	408½	1, 484	605, 571	396½	1, 453	578, 281
Tariff Commission.....	204	2, 704	551, 778	210	2, 712	569, 699	193½	2, 626	506, 776
United States Veterans' Bureau.....	4, 320	1, 745	7, 539, 633	4, 405	1, 743	7, 675, 968	4, 499	1, 710	7, 694, 871
Department of Agriculture.....	4, 599½	2, 016	9, 276, 169	4, 710½	1, 984	9, 346, 850	4, 711½	1, 984	9, 350, 341
Department of Commerce.....	4, 133½	2, 016	8, 334, 643	3, 944½	2, 004	7, 906, 002	3, 920½	1, 984	7, 777, 816
Department of the Interior.....	3, 522½	1, 791	6, 306, 343	3, 531½	1, 795	6, 339, 289	3, 628½	1, 751	6, 351, 191
Department of Justice.....	583	2, 454	1, 430, 603	739½	2, 602	1, 924, 312	650½	2, 582	1, 679, 989
Department of Labor.....	607½	1, 974	1, 200, 048	605½	1, 961	1, 187, 279	603½	1, 927	1, 162, 487
Navy Department.....	1, 955	1, 883	3, 681, 150	1, 980	1, 864	3, 691, 127	1, 988	1, 838	3, 653, 581
Post Office Department.....	1, 445½	1, 705	2, 461, 183	1, 415½	1, 704	2, 412, 325	1, 419½	1, 671	2, 372, 635
State Department.....	617	1, 820	1, 123, 181	617	1, 820	1, 123, 181	604½	1, 800	1, 087, 228
Treasury Department.....	14, 140½	1, 720	24, 323, 588	14, 631½	1, 725	25, 236, 884	15, 184½	1, 732	26, 293, 329
War Department.....	2, 603½	1, 696	4, 417, 197	2, 603½	1, 695	4, 413, 378	2, 586½	1, 669	4, 317, 147
District of Columbia.....	2, 855½	1, 444	4, 121, 974	2, 627½	1, 423	3, 738, 498	2, 578½	1, 396	3, 600, 111
Total.....	47, 833½	1, 806	86, 504, 808	48, 488½	1, 811	87, 794, 234	48, 804½	1, 786	87, 165, 141

EXPLANATORY SYNOPSIS OF ESTIMATES OF APPROPRIATIONS

TOTAL FOR ALL BRANCHES OF THE GOVERNMENT

Appropriated for 1926.....	\$3, 736, 124, 595. 21
Budget estimate for 1927.....	3, 896, 207, 921. 66
Increase.....	160, 083, 326. 45

SENATE

Appropriated for 1926.....	\$2, 566, 139. 80
Estimate for 1927.....	2, 799, 902. 80
Increase.....	233, 763. 00

The net increase involves an advance from \$720,000 to \$960,000 for salaries of Senators, and a decrease from \$1,375,025.80 to \$1,368,788.80 for salaries of officers and employees of the Senate.

HOUSE OF REPRESENTATIVES

Appropriated for 1926.....	\$6, 379, 955. 20
Estimated for 1927.....	7, 485, 678. 70
Increase.....	1, 105, 723. 50

This net increase involves advances from \$3,304,500 to \$4,407,500 for salaries, Members and Delegates, House of Representatives; from \$304,650 to \$314,650 for contingent expenses; a new item of \$4,000 for compiling contested-election cases; and a decrease from \$835,805.20 to \$824,528.70 for salaries of officers and employees.

LEGISLATIVE MISCELLANEOUS

Appropriated for 1926.....	\$136, 210
Estimated for 1927.....	141, 210
Increase.....	5, 000

The estimate for the office of legislative counsel carries an increase from \$45,000 to \$50,000.

ARCHITECT OF THE CAPITOL

Appropriated for 1926.....	\$1, 267, 190. 80
Estimate for 1927.....	1, 337, 249. 20
Increase.....	70, 058. 40

This net increase involves advances from \$31,048.80 to \$33,352.80 for salaries office of Architect of the Capitol; from \$70,990 to \$74,440 for Capitol buildings and repairs; from \$62,368 to \$69,918 for improving the Capitol grounds; an item of \$5,000 for replacement of drains; an item of \$9,000 for new elevator car. House Office Building; from \$237,361 to \$241,871.60 for Capitol power plant. The estimates for Library building and grounds are increased as follows: From \$30,880 to \$40,904 for salaries; from \$1,000 to \$2,500 for trees, shrubs, plants, fertilizers, etc.; from \$12,000 to \$17,000 for furniture; and from \$345,000 to \$400,000 for completing the construction of new bookstacks, Library of Congress; an item of \$12,000 for improvement and ventilation of north and south bookstacks; an item of \$13,000 for metal and wood furniture; decreases from \$81,368 to \$79,413.80 for maintenance, Senate Office Building; from \$98,965 to \$97,217 for maintenance, House Office Building; from \$155,000 to \$137,922 for fuel, oil, etc., Capitol power plant; from \$15,500 to \$12,500 for repairs, Library building and grounds; from \$5,000 to \$2,500 for painting, Library building; and the omission of an item of \$6,000 for additional steel trays for storage of catalogue cards, an item of \$2,500 for plans, etc., for addition or extension of House Office Building, an item of \$18,500 for extending and changing electric wiring, Senate Office Building, and an item of \$5,000 for surgical treatment of trees in the Capitol grounds, which were included in the 1926 appropriations.

BOTANIC GARDEN

Appropriated for 1926.....	\$117, 379
Estimate for 1927.....	129, 447
Increase.....	12, 068

This net increase involves increases from \$75,754 to \$82,147 for salaries, providing for an increase of four employees; from \$36,625 to \$47,300 for improving Botanic Garden; and the omission of an item of \$5,000 for the procurement of a design for the use of grounds in the vicinity of the Mall appropriated for 1926.

LIBRARY OF CONGRESS

Appropriated for 1926.....	\$1,341,527
Estimate for 1927.....	1,469,161
Increase.....	127,634

The estimate for 1927 includes increases from \$814,779 to \$910,515 for salaries, providing for an increase of force from 682 to 707 employees; from \$100,500 to \$110,500 for "Increase of Library of Congress;" from \$300,000 to \$305,000 for printing and binding; from \$104,398 to \$120,606 for care and maintenance of Library; from \$3,550 to \$3,740 for Sunday opening of Library; and a new item of \$500 for expenses of trust fund board.

GOVERNMENT PRINTING OFFICE

Appropriated for 1926.....	\$3,106,600
Estimate for 1927.....	3,135,733
Increase.....	29,133

This net increase includes advances from \$155,480 to \$160,953 for salaries, office of Public Printer; and from \$362,720 to \$386,380 for salaries, office of Superintendent of Documents, which provides for increasing the force from 265 employees to 274.

EXECUTIVE OFFICE

Appropriated for 1926.....	\$489,960
Budget estimate for 1927.....	441,960
Reduction.....	48,000

This involves a reduction from \$4,000 to \$2,500 for uniforms and equipment, White House police; the omission of \$50,000 carried in the 1926 appropriation for extraordinary repairs to and refurnishing the Executive Mansion; and increases from \$12,000 to \$15,000 for the salary of the Vice President; and from \$35,000 to \$35,500 for contingent expenses.

ALASKA RELIEF FUNDS

Appropriated for 1926.....	\$15,000
Budget estimate for 1927.....	15,000

This is an indefinite appropriation of 10 per cent of the receipts from licenses collected outside of incorporated towns in Alaska. The funds are divided equally among the four district judges to be used in caring for indigent and incapacitated persons. On July 1, 1925, there was an unexpended balance of \$23,965.26 to the credit of this fund available for redistribution.

ALIEN PROPERTY CUSTODIAN

Appropriated for 1926.....	\$189,220
Budget estimate for 1927.....	130,650
Reduction.....	58,570

This makes a reduction from \$169,810 to \$122,900 for personal services involving a reduction in force from 81 employees to 50; from \$18,610 to \$7,100 for miscellaneous expenses; and from \$800 to \$650 for printing and binding.

AMERICAN BATTLE MONUMENTS COMMISSION

Previous continuing appropriations.....	\$595,750
Budget estimate for 1927.....	800,000

These are continuing appropriations. The estimate for 1927 is to provide for the continuation of the construction of memorials upon battle fields and in cemeteries in Europe in commemoration of the services of the American Expeditionary Forces as authorized by the act of March 4, 1923. The Budget estimate for 1927 provides that the commission may incur obligations and enter into contracts for building materials and supplies and for construction work, which, inclusive of the amounts made available therein, shall not exceed a total of \$3,000,000.

ARLINGTON MEMORIAL BRIDGE COMMISSION

Appropriated for 1925 and 1926.....	\$500,000
Budget estimate for 1927.....	2,500,000

The estimate of \$2,500,000 for 1927 is in harmony with the authorized 10-year program for the construction of the Arlington Memorial Bridge. This project contemplates a total expenditure of \$14,750,000, extending over a 10-year period.

BOARD OF TAX APPEALS

Appropriated for 1926.....	\$354,320
Budget estimate for 1927.....	448,616
Increase.....	94,296

This net increase involves a reduction from \$267,520 to \$256,640 for personal services owing to the reduction in the number of members of the board required by the terms of the act creating the board, there being 16 members provided for in 1926 as compared with 7 for 1927; an increase from \$77,800 to \$171,976 for general expenses, which includes increases of \$4,000 for stationery and office supplies; \$3,000 for communication service, \$15,000 for traveling expenses, \$44,500 for stenographic and typewriting work, \$15,000 for rent, and \$12,676 for advertising, special and

miscellaneous, furniture and fixtures, and educational and scientific; and an increase from \$9,000 to \$20,000 for printing and binding. The legal limitation of the board membership has the effect of increasing the amount available for other personnel by \$56,620. There is a net increase in the number of employees from 81 to 108.

BUREAU OF EFFICIENCY

Appropriated for 1926.....	\$150,350
Budget estimate for 1927.....	150,350

CIVIL SERVICE COMMISSION

Appropriated for 1926.....	\$1,008,092
Budget estimate for 1927.....	1,001,592

Reduction.....	6,500
----------------	-------

This reduction of \$6,500 includes a reduction from \$32,000 to \$26,000 for the examination of presidential postmasters, and from \$58,500 to \$58,000 for printing and binding.

COMMISSION OF FINE ARTS

Appropriated for 1926.....	\$6,500
Budget estimate for 1927.....	5,295

Reduction.....	1,205
----------------	-------

The reduction of \$1,205 is confined to the item of printing and binding. In the estimate for 1926, \$1,200 was allowed for printing the tenth annual report of the commission. No amount is allowed for 1927 for this purpose. The amount allowed for other printing and binding is \$295, a reduction of \$5 under the amount approved for the same item for 1926.

EMPLOYEES' COMPENSATION COMMISSION

Appropriated for 1926.....	\$2,301,500
Budget estimate for 1927.....	2,742,040

Increase.....	440,540
---------------	---------

This net increase involves an increase from \$2,150,000 to \$2,600,000 for the employees' compensation fund due to an increase in the number of beneficiaries, and reductions from \$138,000 to \$129,040 for salaries; and from \$3,500 to \$3,000 for printing and binding.

FEDERAL BOARD FOR VOCATIONAL EDUCATION

Appropriated for 1926.....	\$8,227,000
Budget estimate for 1927.....	8,210,620

Reduction.....	16,380
----------------	--------

This involves reductions from \$750,000 to \$740,000 for cooperative vocational rehabilitation of persons disabled in industry, with the proviso that appropriations to the States shall be computed on the basis of \$1,034,000 as authorized by law; from \$75,000 to \$73,620 for salaries and expenses, vocational rehabilitation of persons disabled in industry; and the elimination of \$5,000 for the vocational rehabilitation of persons disabled in industry in Hawaii.

FEDERAL POWER COMMISSION

Appropriated for 1926.....	\$31,300
Budget estimate for 1927.....	31,400

Increase.....	100
---------------	-----

This involves an increase from \$22,800 to \$25,400 for operations made necessary because the unexpended balance of the appropriation carried in the act of June 10, 1920, will be reduced to \$4,000 by July 1, 1926, whereas on July 1, 1925, there was an available unexpended balance of \$12,500; and reductions from \$4,000 to \$3,000 for printing and binding and from \$4,500 to \$3,000 for payments to States on account of receipts from licenses.

FEDERAL TRADE COMMISSION

Appropriated for 1926.....	\$1,008,000
Budget estimate for 1927.....	997,000

Reduction.....	11,000
----------------	--------

This involves reductions from \$940,000 to \$930,000 for expenses, and from \$18,000 to \$17,000 for printing and binding.

GENERAL ACCOUNTING OFFICE

Appropriated for 1926.....	\$3,701,960
Appropriated for Indian claims work, deficiency act Mar. 4, 1925, and available for 1926.....	50,000

Total available for 1926.....	3,751,960
Budget estimate for 1927.....	3,714,400

Reduction.....	37,560
----------------	--------

This \$37,560 involves reductions from \$3,434,960 to \$3,393,850 for personal services; from \$295,000 to \$284,550 for contingent expenses; and an increase from \$22,000 to \$36,000 for printing and binding, which provides \$14,500 for binding and preserving certain old Navy pay rolls. The Budget estimate of \$3,714,400 includes funds necessary for Indian claims work during the fiscal year 1927.

HOUSING CORPORATION

Appropriated for 1926.....	\$743, 915
Budget estimate for 1927.....	674, 398
Reduction.....	69, 517

This makes reductions from \$572,500 to \$505,483 for the operation of the Government hotels; from \$2,500 to \$1,400 for the maintenance of unsold property; and from \$7,400 to \$6,000 for the foreclosure of mortgages.

INTERSTATE COMMERCE COMMISSION

Appropriated for 1926.....	\$6, 853, 962. 00
Budget estimate for 1927.....	6, 033, 309. 25
Reduction.....	820, 652. 75

This involves reductions from \$2,318,660 to \$2,276,362 in the general appropriation to cover expenses necessary in the execution of laws to regulate commerce; from \$1,189,250 to \$978,409.25 for the policing of accounts of carriers; from \$650,000 to \$602,630 for inspection of safety devices in the promotion of safety of employees and travelers upon railroads; from \$1,946,552 to \$1,427,960 for valuation of property of carriers; from \$160,000 to \$150,000 for printing and binding; and an increase from \$450,000 to \$458,448 for locomotive inspection work.

NATIONAL ADVISORY COMMITTEE FOR AERONAUTICS

Appropriated for 1926.....	\$534, 000
Budget estimate for 1927.....	513, 000
Reduction.....	21, 000

This \$21,000 includes a reduction of \$40,000 for a new laboratory building authorized in the 1926 budget, and a reduction of \$5,825 for equipment, which reductions are partially offset by increases from \$321,940 to \$344,090 for personal services, due principally to establishing a unit for research work in connection with aircraft propellers; from \$17,825 to \$18,500 for supplies and materials; from \$11,000 to \$12,000 for traveling expenses; and from \$12,000 to \$13,000 for printing and binding.

PUBLIC BUILDINGS AND PUBLIC PARKS OF THE NATIONAL CAPITAL

Appropriated for 1926.....	\$2, 342, 880
Appropriation for 1926 transferred from the War Department by act of Feb. 26, 1925.....	32, 040
	2, 374, 920
Transfer to Department of Commerce proposed in 1927 Budget.....	92, 415
Total for 1926.....	2, 282, 505
Budget estimate for 1927.....	2, 293, 850
Increase.....	11, 345

The estimate for 1927 contemplates the transfer of the custody of the buildings of the Bureau of Standards to that office. There are also involved in the estimate reductions from \$1,674,000 to \$1,670,500 for salaries, and from \$605,805 to \$599,850 for general expenses; an increase from \$2,700 to \$3,500 for printing and binding, and a new item of \$20,000 for the installation of a public comfort station in the Lincoln Memorial.

RAILROAD LABOR BOARD

Appropriated for 1926.....	\$296, 805
Budget estimate for 1927.....	285, 220
Reduction.....	11, 585

This includes reductions from \$190,805 to \$180,220 for salaries and expenses, and from \$11,000 to \$10,000 for printing and binding.

SMITHSONIAN INSTITUTION

Appropriated for 1926.....	\$874, 020
Budget estimate for 1927.....	858, 240
Reduction.....	15, 780

This involves reductions from \$90,000 to \$75,000 for printing and binding; from \$46,260 to \$45,760 for international exchanges; from \$8,000 to \$7,500 for the international catalogue of scientific literature; from \$31,180 to \$21,000 for the Astrophysical Observatory; from \$21,028 to \$20,000 for the National Gallery of Art; and increases from \$21,800 to \$23,730 for furniture and fixtures, National Museum; from \$77,560 to \$78,140 for heating and lighting, National Museum; and from \$441,082 to \$450,000 for the preservation of collections, National Museum.

TARIFF COMMISSION

Appropriated for 1926.....	\$721, 500
Budget estimate for 1927.....	699, 000
Reduction.....	22, 500

This includes reductions from \$606,920 to \$590,500 for personal services, thereby reducing the force from 222 employees to 217; from \$105,080 to \$100,000 for expenses; and from \$9,500 to \$8,500 for printing and binding.

UNITED STATES GEOGRAPHIC BOARD

Appropriated for 1926.....	\$550
Budget estimate for 1927.....	345
Reduction.....	205

The appropriation for this board is for stationery and printing and binding.

UNITED STATES SHIPPING BOARD AND EMERGENCY FLEET CORPORATION

Appropriated for 1926.....	\$24, 330, 000
Budget estimate for 1927.....	14, 198, 574
Reduction.....	10, 131, 426

The principal factors contributing to the reduction of \$10,131,426 are: (a) Improvement in the average turn-around of cargo ships, which it is estimated will result in an increase in the number of voyages being completed with a proportionate increase in revenue; (b) further reduction in personnel and other operating expenses; and (c) sale of ships and lines from the active list for operation by private American shipping interests.

UNITED STATES VETERANS' BUREAU

Appropriated for 1926.....	\$405, 700, 000
Budget estimate for 1927.....	458, 965, 000
Increase.....	53, 265, 000

This involves increases from \$127,000,000 to \$140,800,000 for military and naval compensation, due to increased rates of compensation for death and disability authorized by the World War veterans' act, 1924, as amended by the act approved March 4, 1925; from \$50,000,000 to \$140,000,000 for the adjusted service certificate fund due to pending and prospective applications which now indicate that a supplemental appropriation of \$106,000,000 for 1926 will be required to provide the necessary payment to fund on January 1, 1926; and a new item of \$4,000,000 to provide additional hospital and out-patient dispensary facilities pursuant to the act of March 3, 1925; and reductions from \$45,500,000 to \$44,000,000 for salaries and expenses; from \$200,000 to \$165,000 for printing and binding; from \$98,000,000 to \$95,000,000 for military and naval insurance; and the omission of items for "Vocational rehabilitation" and "Adjusted service and dependent pay" for which appropriations of \$38,000,000 and \$12,000,000, respectively, were made in 1926.

DEPARTMENT OF AGRICULTURE

Appropriated for 1926.....	\$138, 075, 191
Budget estimate for 1927.....	140, 717, 758
Increase.....	2, 642, 567

This net increase of \$2,642,567 is due primarily to an increase from \$76,000,000 to \$80,000,000 for the construction of rural post roads. While this estimate for the fiscal year 1927 is a clear increase over the amount appropriated for the fiscal year 1926, it does not contemplate an extension of the Government's road-building program. For the past few years appropriations for constructing such roads have been made under congressional authorizations. The funds appropriated have been available until expended. Therefore, at the close of each year, there has been an unexpended balance in this appropriation. In preparing the annual estimates, such balance has always been taken into consideration in determining the amount which should be included in the Budget for the following year. This has resulted in decreasing each annual estimate by the amount of the previous year's balance. As it is now estimated that balances from previous years will be exhausted by the close of the fiscal year 1926, the estimate of appropriation included in the Budget for 1927 does not contemplate that any balances from prior years will be available for the fiscal year 1927. This will account for the increase referred to above.

The net increase does not include any new items but involves increases from \$2,400,000 to \$2,880,000 for more complete endowment of State agricultural experiment stations, from \$69,180 to \$89,180 for administering the acts making appropriations for the State experiment stations, from \$144,000 to \$180,000 for miscellaneous expenses of the department (including \$35,000 for purchase of lands), from \$147,695 to \$156,695 for sugar plant investigations, from \$2,977,973 to \$3,007,973 for administration and protection of the national forests to provide protection for new forests created from existing military reservations, from \$202,020 to \$225,000 for silvicultural investigations, from \$171,250 to \$181,250 for truck crop insect investigations, from \$85,095 to \$90,000 for protection of game and reindeer and fur bearer investigations in Alaska, from \$370,000 to \$375,000 for enforcement of the plant quarantine act, from \$111,530 to \$121,530 for enforcement of the grain futures act; and reductions from \$8,421,540 to \$8,352,330 for salaries, from \$1,308,540 to \$1,268,454 for farmers' cooperative demonstration work, from \$3,560,000 to \$2,989,000 for eradication of bovine tuberculosis, from \$699,451 to \$583,730 for eradication of cattle ticks, from \$431,363 to \$390,820 for hog-cholera eradication, from \$40,520 to \$30,000 for eradication of dourine, from \$375,000 to \$300,000 for eradica-

tion of barberry, from \$383,264 to \$368,264 for forest products laboratory, from \$431,900 to \$406,900 for improvement of national forests, from \$255,440 to \$235,000 for southern field crop insect investigations, from \$740,000 to \$600,000 for preventing spread of moths, from \$383,630 to \$325,000 for preventing spread of European corn borer, from \$280,000 to \$240,000 for Japanese beetle control, from \$58,215 to \$40,000 for maintenance of mammal and bird reservations, from \$533,290 to \$478,026 for investigations of food habits of birds and animals, from \$400,000 to \$25,000 for upper Mississippi River wild life and fish refuge due to an anticipated unexpended balance June 30, 1926, from \$61,350 to \$55,000 for road management, from \$82,951 to \$65,000 for road building investigations, from \$207,170 to \$197,170 for agricultural engineering, from \$261,586 to \$250,000 for farm management and farm practice, from \$550,988 to \$525,988 for collecting and distributing market information, from \$719,748 to \$654,748 for market news service, from \$188,500 to \$175,000 for enforcement of the cotton futures act, from \$205,060 to \$199,060 for administration of the United States Warehouse Act, from \$300,000 to \$250,000 for eradication of pink bollworm of cotton, from \$39,610 to \$28,610 for experiments in dairying and livestock production in semiarid and irrigated districts in the western United States, from \$24,000 to \$5,000 for collecting seed loans, and from \$480,000 to \$440,000 for enforcement of the packers and stockyards act, and the omission of an item for experiments and demonstrations in livestock production in the sugar cane districts for which \$43,930 was appropriated for 1926.

DEPARTMENT OF COMMERCE

Appropriated for 1926.....	\$22, 920, 334
Appropriations for 1926 transferred from the Department of the Interior by Executive order....	5, 529, 380
Transfer from public buildings and public parks proposed in 1927 Budget.....	92, 415
Total for 1926.....	28, 542, 129
Budget estimate for 1927.....	30, 402, 847
Increase.....	1, 860, 718

This net increase of \$1,860,718 involves increases from \$230,380 to \$257,500 for salaries, office of the Secretary; from \$251,360 to \$262,000 for contingent expenses; from \$1,444,870 to \$1,688,231 for printing and binding; from \$2,994,064 to \$3,180,917 for the Bureau of Foreign and Domestic Commerce, involving increases from \$315,861 to \$335,000 for commercial attachés, from \$989,374 to \$1,035,440 for promoting commerce, from \$230,818 to \$280,000 to allow for several new offices under district and cooperative office service, from \$618,054 to \$638,000 for export industries, from \$125,000 to \$175,000 for domestic commerce to extend the study of raw materials, from \$30,000 to \$35,000 for investigation of foreign trade restrictions, and from \$12,000 to \$20,000 for lists of foreign buyers, and reductions from \$266,477 to \$260,977 for salaries of the bureau, and from \$339,980 to \$335,000 for collecting customs statistics; from \$1,057,470 to \$1,062,670 for the Steamboat Inspection Service, involving an increase from \$739,800 to \$755,000 for salaries of steamboat inspectors, and a reduction from \$143,450 to \$133,450 for contingent expenses; from \$526,240 to \$669,100 for the Bureau of Navigation, involving increases from \$79,615 to \$89,000 for enforcement of navigation laws, and from \$220,525 to \$354,000 for enforcement of wireless communication laws to provide for adequate research in connection with radio broadcasting interference; from \$1,842,825 to \$1,890,385 for the Bureau of Standards, involving increases from \$561,320 to \$567,320 for salaries of the bureau, from \$44,800 to \$49,800 for radio research, from \$27,000 to \$47,000 for testing clay products, making provision for much of this work now carried on by the Bureau of Mines, from \$26,560 to \$35,000 for investigation of textiles, etc., from \$5,580 to \$10,580 for sound investigation, and from \$110,000 to \$115,000 for standardization of equipment; from \$9,702,980 to \$10,104,481 for the Bureau of Lighthouses, involving increases from \$4,039,500 to \$4,240,000 for large repair program under general expenses, from \$2,220,000 to \$2,245,000 for salaries, lighthouse vessels; from \$548,600 to \$565,000 for salaries, Lighthouse Service, from \$110,000 to \$160,000 for retired pay, and from \$725,000 to \$834,601 for aids to navigation, provision being made for constructing one light vessel to cost \$350,000; from \$2,327,650 to \$2,331,670 for the Coast and Geodetic Survey, involving increases from \$74,000 to \$81,000 for repairs of vessels, from \$410,000 to \$425,000 for salaries, from \$62,100 to \$67,100 for general expenses, and reductions from \$626,550 to \$618,570 for field party expenses, from \$655,000 to \$650,000 for pay of officers and men of vessels, and from \$500,000 to \$490,000 for pay of commissioned officers; from \$1,589,140 to \$1,687,253 for the Bureau of Fisheries, involving \$40,000 for a power vessel for Alaskan patrol work, and increases from \$673,740 to \$683,378 for salaries of the service, from \$105,000 to \$120,000 for maintenance of vessels to allow for the purchase of a smaller draft power boat for Alaskan inshore work, and from \$310,000 to \$345,000 for protecting seal and salmon fisheries of Alaska; from \$1,730,950 to \$2,529,340 for the Bureau of Mines, involving an estimate of \$830,000 for helium production and investigation, and reductions from \$213,330 to \$211,000 for petroleum and natural-gas investigations, and from \$198,300 to \$173,000 for expenses of mining experiment stations; and a reduction from \$2,802,200 to \$2,697,300 for the Patent Office, involving the omission of the appropriation for additional employees, which amounted in 1926 to \$191,000, and for storage of models, which amounts in 1926 to \$2,400, the inclusion of an estimate of \$20,000 for search room, and increases from \$2,370,000 to \$2,418,500 for salaries, and from \$210,000 to \$230,000 for photolithographing.

DEPARTMENT OF THE INTERIOR

Appropriated for 1926.....	\$267, 784, 983. 50
Appropriations for 1926 transferred to the Department of Commerce by Executive order....	5, 529, 380. 00
Net for 1926.....	262, 255, 603. 50
Budget estimate for 1927.....	250, 967, 602. 00
Reduction.....	11, 288, 001. 50

This involves reductions from \$6,295,290 to \$5,448,300 for the General Land Office with reductions from \$2,633,590 to \$2,317,300 for salaries and expenses, and from \$3,661,700 to \$3,131,000 in permanent and indefinite appropriations;

from \$33,468,270 to \$31,613,644 for the Bureau of Indian Affairs including reductions from \$381,500 to \$356,170 for salaries, from \$6,194,500 to \$6,099,525 for support of Indian schools, from \$800,000 to \$765,000 for relief, from \$3,422,680 to \$3,411,899 for the support and civilization of Indians and general and miscellaneous expenses of the Indian Service, from \$21,550,000 to \$19,696,900 in permanent and indefinite appropriations, and increases from \$1,119,590 to \$1,284,150 for irrigation; from \$199,095,000 to \$193,971,000 for the Bureau of Pensions involving reductions from \$2,095,000 to \$1,971,000 for salaries and expenses, and from \$197,000,000 to \$192,000,000 for Army and Navy pensions; from \$10,007,257.50 to \$6,437,000 for the Bureau of Reclamation including reductions from \$7,732,257.50 to \$6,437,000 for existing reclamation projects and the proposed reappropriation of amounts aggregating \$2,275,000 for new projects; from \$1,879,310 to \$1,796,000 for the Geological Survey; from \$1,308,000 to \$1,159,000 for St. Elizabeths Hospital; from \$591,000 to \$218,000 for Howard University with a reduction of \$370,000 for the medical building appropriated for in 1926; from \$202,950 to \$166,390 for Freedmen's Hospital involving a reduction of \$50,000 for a nurses' home, and an increase of \$13,440 for salaries and expenses; and increases from \$797,585 to \$803,780 for the office of the Secretary involving increases from \$435,755 to \$453,280 for salaries of employees transferred from other bureaus of the department, and reductions from \$361,830 to \$350,500 for current expenses; from \$3,218,409 to \$3,671,880 for the National Park Service involving increases from \$1,500,000 to \$2,000,000 for construction of roads and trails, from \$1,500,877 to \$1,510,255 for administration and protection, and decreases from \$217,532 to \$161,625 for physical improvements in the various national parks and monuments; from \$3,345,495 to \$3,396,500 for the Bureau of Education due to increases aggregating \$52,505 for the education and relief of natives of Alaska; from \$1,933,637 to \$2,172,708 for government in the Territories involving increases of \$77,260 for the 1927 biennial sessions of the territorial legislatures and from \$1,700,000 to \$1,855,000 for maintenance and operation of the Alaska Railroad.

DEPARTMENT OF JUSTICE

Appropriated for 1926.....	\$24, 205, 822
Budget estimate for 1927.....	24, 367, 027
Net increase.....	161, 205

The increase of \$161,205, involves a reduction from \$4,697,400 to \$4,311,400 for the department proper as distinguished from the courts and penal institutions and increases from \$580,000 to \$1,430,000 for salaries occasioned by the transfer of \$850,000 from field appropriations available for use at the seat of government, from \$75,000 to \$100,000 for rent, from \$225,000 to \$235,000 for printing and binding, from \$7,500 to \$18,000 for travel and miscellaneous due to the transfer of \$10,500 from the appropriations for war frauds and for acts to regulate commerce, from \$93,200 to \$103,200 for protecting the interests of the United States in customs matters, and reductions from \$2,177,500 to \$2,000,000 for detection and prosecution of crimes, from \$117,000 to \$106,500 for examination of judicial offices, from \$228,000 to \$135,000 for enforcement of antitrust laws, the abolishment of the appropriations of \$1,000,000 for war frauds and \$10,500 for the enforcement of acts to regulate commerce; a reduction from \$15,672,212 to \$14,842,122 for United States courts; an increase from \$3,836,210 to \$5,213,505 for penal institutions, involving increases from \$730,000 to \$811,493 for Leavenworth Penitentiary, from \$764,000 to \$866,072 for Atlanta Penitentiary, from \$201,500 to \$319,047 for McNeil Island Penitentiary, from \$85,710 to \$142,793 for the National Training School for Boys, decreases from \$2,035,000 to \$1,974,000 for support of United States prisoners, from \$20,000 to \$10,000 for inspection of prisons and prisoners, and \$190,100 for the Federal Industrial Institution for Women at Alderson, W. Va., \$350,000 for the United States Industrial Reformatory at Chillicothe, Ohio, \$75,000 for the probation system, and \$475,000 for construction work at the several institutions, which latter items were not included in the appropriations for the prior fiscal year.

DEPARTMENT OF LABOR

Appropriated for 1926.....	\$8, 627, 625
Budget estimate for 1927.....	8, 567, 305
Reduction.....	60, 320

This net reduction includes reductions from \$220,500 to \$200,000 for printing and binding; from \$75,000 to \$50,000 for repairing and remodeling immigration stations; from \$100,000 to \$98,000 for salaries, Bureau of Naturalization; from \$680,000 to \$635,000 for miscellaneous expenses, Bureau of Naturalization; from \$110,000 to \$105,000 for salaries, Children's Bureau; from \$68,000 to \$54,000 for general expenses, Children's Bureau; from \$105,000 to \$100,000 for salaries and expenses, Women's Bureau; from \$205,000 to \$195,000 for the Employment Service; of \$300 for library of Bureau of Labor Statistics (payments to be made from contingent expenses); and increases from \$183,900 to \$186,900 for salaries, office of the Secretary of Labor; from \$198,720 to \$250,000 for salaries and expenses, Commissioners of Conciliation; from \$35,500 to \$38,700 for contingent expenses of the department; from \$215,000 to \$220,000 for salaries, Bureau of Labor Statistics; from \$70,000 to \$74,000 for miscellaneous expenses, Bureau of Labor Statistics.

NAVY DEPARTMENT

Appropriated for 1926.....	\$302, 862, 378
Appropriated for 1925, available for 1926.....	17, 000, 000
Total available for 1926.....	319, 862, 378
Budget estimate for 1927.....	\$322, 869, 430
To be made available for 1927 by transfer from naval supply account fund.....	5, 000, 000
Total available for 1927.....	327, 869, 430
Increase.....	8, 007, 052

It is estimated that the amount included in the Budget will provide for sufficient enlisted men to meet the needs of the service; for the maintenance and active operation of the same navy yards and naval stations and approximately the same number of vessels as for 1926; for about the same average steaming mileage for battleships as for 1925 (19,500 miles); for the Naval Reserve as reorganized under the act of February 28, 1925, about the same training and drills for the same number of officers and men as for 1926; for continuing work at a normal rate of speed on all new vessels under construction and the laying down of three more of the eight scout cruisers authorized by the act of December 18, 1924; for continuing modernization of six old coal-burning battleships; for the beginning of improvement to the channel at Pearl Harbor; for the purchase of new aircraft slightly in excess of that provided for 1926; for the maintenance, repairs, and improvements to the fleet about the same as for 1926. The Budget estimate contemplates a slight reduction in the number of classified departmental employees within the District of Columbia.

The net increase of \$8,007,052 involves increases from \$4,000,000 to \$4,700,000 for transportation, Bureau of Navigation; from \$17,000,000 to \$17,100,000 for construction and repair of vessels; from \$10,375,250 to \$10,625,000 for ordnance and ordnance stores; from \$117,000,000 to \$120,000,000 for pay of the Navy; from \$14,790,000 to \$18,900,000 for aviation, which provides funds for meeting a contractual obligation of \$4,100,000 authorized to be incurred in 1926 in excess of the appropriation for that year, a similar authorization for incurring a contractual obligation of \$4,100,000 in excess of the appropriation for 1927 being provided for in the 1927 estimates; from \$28,444,000 to \$33,275,000 (\$28,275,000 direct appropriation and \$5,000,000 to be transferred from the naval supply account fund) for increase of the Navy; and reductions from \$1,725,000 to \$1,575,000 for pay, miscellaneous; from \$395,150 to \$300,000 for temporary government, West Indian islands; from \$500,000 to \$400,000 for recreation for enlisted men; from \$640,000 to \$600,000 for instruments and supplies; from \$3,900,000 to \$3,600,000 for naval reserve; from \$19,800,000 to \$19,300,000 for provisions, Navy; from \$9,800,000 to \$9,500,000 for maintenance, supplies, and accounts; from \$15,460,000 to \$14,750,000 for fuel and transportation; from \$2,105,000 to \$1,980,000 for Medical Department, including contingent expenses; from \$2,745,500 to \$2,584,300 for public works; from \$15,400,000 to \$15,000,000 for pay, Marine Corps; from \$8,390,650 to \$8,100,000 for general expenses, Marine Corps; from \$9,000,000 to \$7,500,000 for major alteration of vessels.

DEPARTMENT OF STATE

Appropriated for 1926.....	\$16, 277, 652. 51
Appropriated for 1925, available for 1926.....	280, 000. 00
Total for 1926.....	16, 557, 652. 51
Budget estimate for 1927.....	16, 614, 932. 64
Increase.....	57, 280. 13

This involves increases from \$43,605 to \$46,340 for contingent expenses of the department; from \$149,785 to \$161,500 for printing and binding; from \$713,162 to \$740,500 for contingent expenses of foreign missions; from \$280,000 to \$400,000 for diplomatic and consular establishments at Tokyo, Japan; from \$450,000 to \$490,000 for immigration of aliens; from \$250,000 to \$275,000 for transportation of Diplomatic, Consular, and Foreign Service officers; from \$127,231.48 to \$146,713.58 for the Pan American Union, on account of the revision of population statistics; from \$11,154.29 to \$29,222.32 for the International Sanitary Bureau, pursuant to requirements of treaty of November 14, 1924; from \$3,352 to \$3,480 for the International Research Council; from \$3,860 to \$5,790 for the International Hydrographic Bureau; from \$275,000 to \$350,000 for the General and Special Claims Commissions, United States and Mexico; from \$15,000 to \$28,500 for the International Fisheries Commission; from \$5,000 to \$10,000 for allowances to consular officers who are paid in whole or in part by fees for services to American vessels and seamen; a new item of \$20,000 for collection and editing of official papers of Territories of the United States now in national archives, as authorized by the act approved March 3, 1925; and decreases from \$63,698 to \$63,000 for passport bureaus; from \$45,000 to \$20,000 for salaries of chargés d'affaires ad interim; from \$9,750 to \$7,300 for interpreters to embassies and legations; from \$25,000 to \$20,000 for expenses of Foreign Service inspectors; from \$968,900 to \$965,000 for contingent expenses of United States consulates; from \$150,000 to \$125,000 for the relief and protection of American seamen; from \$2,911,000 to \$2,890,000 for salaries of Foreign Service officers; from \$30,000 to \$20,000 for salaries of Diplomatic, Consular, and Foreign Service officers while receiving instructions and in transit; from \$3,000 to \$2,000 for rescuing shipwrecked American seamen; from \$2,187 to \$1,400 for the International Bureau for the publication of customs tariffs; from \$43,200 to \$36,000 for water boundary, United States and Mexico; from \$38,515 to \$35,000 for boundary line, Alaska and Canada, and United States and Canada; from \$6,000 to \$4,000 for Bureau of the Interparliamentary Union for the promotion of international arbitration; from \$21,680 to \$21,000 for the United States section of the Inter-American High Commission; from \$33,000 to \$32,000 for waterways treaty, United States and Great Britain; International Joint Commission, United States and Great Britain; from \$147,536 to \$140,000 for the Mixed Claims Commission, United States and Germany; from \$33,100 to \$32,000 for United States Court for China; from \$20,000 to \$15,000 for prisons for American convicts; and the omission of the following items appropriated for in 1926, \$20,000 for consular building at Amoy, China; \$34,000 for expenses of conference on oil pollution of navigable waters; \$75,000 for expenses of the international radiotelegraphic conference; \$6,000 for expenses of conference for the protection of industrial property; and \$64,750 for arbitration of outstanding pecuniary claims between the United States and Great Britain. The estimates for 1927 include \$5,000,000 for payment to the Government of Colombia which is the final annual installment of a payment of \$25,000,000 incident to the acquisition of the Panama Canal.

TREASURY DEPARTMENT

(Exclusive of interest on and retirement of the public debt)

Appropriated for 1926.....	\$153, 708, 404. 50
Budget estimate for 1927.....	157, 563, 713. 63
Increase.....	3, 855, 309. 13

The net increase of \$3,855,309.13 includes reductions from \$187,420 to \$157,640 for the office of the Secretary of the Treasury (including the organization for administering the foreign loans and transportation acts), due chiefly to the transfer of the section of statistics to the office of the Commissioner of Accounts and Deposits; from \$6,846,508 to \$6,621,408 for the public debt service, due to a decrease in the work of that office; from \$891,990 to \$889,000 for the division of printing, due chiefly to a reduction in printing and binding; from \$1,651,605 to \$1,528,000 for the office of the Treasurer of the United States, due to a decrease in work and more efficient organization; from \$49,926,860 to \$48,712,545 for the internal revenue service, due chiefly to decentralization and an improved organization; and from \$1,692,380 to \$1,674,710 for the mint service, due to a reduction in the expenses of assay offices; and increases from \$1,040,744 to \$1,090,000 for the chief clerk and superintendent (including the Division of Mail and Files), due chiefly to a transfer of personnel and items for freight and stationery from other appropriations from which corresponding deductions were made; from \$37,940 to \$84,800 for the office of the Commissioner of Accounts and Deposits (including the Division of Deposits), due chiefly to the transfer of personnel and of the section of statistics from the Secretary's office; from \$532,386 to \$598,000 for the Division of Bookkeeping and Warrants, due to a new item of \$25,000 for transportation of fit currency between banks and to an increased estimate of expenditures under the indefinite appropriation for recoinage of silver coins; from \$36,278,700 to \$37,258,000 for the customs service, due chiefly to increases in salaries of custom employees, and estimated increased expenditures under the indefinite appropriations for refunding collections and awards to informers; from \$417,600 to \$453,000 for the Federal Farm Loan Board, due chiefly to the necessity of providing for salaries and expenses of employees heretofore carried on the intermediate credit banks' rolls; from \$2,544,500 to \$2,586,000 for the Comptroller of the Currency, due chiefly to an increase in the special fund "Salaries and expenses, national bank examiners," of \$50,000; from \$20,597,835 to \$24,243,140 for Coast Guard, due chiefly to the fact that former estimates of expenditures for the added activities of the Coast Guard incident to prohibition enforcement were, in the light of actual experience inadequate for carrying out the requirement of the law; from \$7,738,150 to \$7,817,400 for the Bureau of Engraving and Printing, due to providing a reserve stock of finished currency for the Treasurer's vaults; from \$475,680 to \$485,180 for Secret Service, due to the necessity of increasing the field force; from \$9,128,101 to \$9,300,000 for Public Health Service, due chiefly to an increase in the appropriation for preventing the spread of epidemic diseases, to promotions and longevity pay for commissioned officers, and to a slight increase in the number of commissioned officers for the examination of immigrants at the ports of embarkation; and from \$13,238,586 to \$13,585,390 for activities under the office of the Supervising Architect, involving increases of \$97,540 for repairs of quarantine stations, \$25,000 for furniture, and \$860,394 for increases in the number and pay of the custodial force and reductions of \$546,150 for construction and remodeling of public buildings and marine hospitals and \$88,500 for operating supplies.

WAR DEPARTMENT

TOTAL	
Appropriated for 1926.....	\$339, 797, 971
Transferred to public buildings and public parks by act of Feb. 26, 1925.....	32, 040
	<hr/>
Budget estimate for 1927.....	339, 765, 931
	335, 641, 525
	<hr/>
Reduction.....	4, 124, 406
	<hr/>
WAR DEPARTMENT PROPER	
Appropriated for 1926.....	322, 809, 365
Budget estimate for 1927.....	319, 791, 531
	<hr/>
Reduction.....	3, 017, 834

The amount estimated for the maintenance and operation of the Regular Army will provide for a force of 12,000 officers and an average enlisted strength throughout the year of approximately 118,000 exclusive of the Philippine Scouts. It will also provide for the training of 16,000 reserve officers and 692 reserve enlisted men for a period of 15 days, or approximately the same numbers as are being trained during the current fiscal year, and 551 reserve officers for a period of more than 15 days, as against 565 officers during the current fiscal year; for the attendance of 35,000 men at citizens' military training camps as against 33,681 during the current fiscal year; for an average enrollment of 119,200 students in the Reserve Officers' Training Corps units as against 119,000 during the current year; and will enable the Militia Bureau to continue an average strength throughout the year of 183,519, the same strength carried for the current year. In the cases of the Reserve Officers' Training Corps and the citizens' military training camps the total funds available for 1926 have been reduced in the Budget for 1927 by \$128,860.

The Budget estimate also provides for essentials connected with the maintenance and operation of active military posts, camps, and stations as now constituted. Pending action by Congress upon the call made on the War Department in the act of June 7, 1924, for "a comprehensive plan for necessary permanent construction at military posts * * * based on using funds received from the sale of surplus War Department real estate, and for the sale of such property now owned by the War Department as, in the opinion of the Secretary of War, is no longer needed for military purposes," no estimates for new construction at military posts have been included in the Budget.

Provision is made for necessary Army transportation, including the operation of the Army Transport Service; for the purchase of 1,818 horses for the Army to replace others incapacitated by old age; for the maintenance in part of the clothing and ammunition reserves; for the maintenance of laundries at disciplinary barracks, but not for continuing Army laundries at any other stations; for the upkeep of existing fortifications and accessories, and for the carrying forward of the general plan for the protection of the Panama Canal and the Hawaiian Islands.

For the Air Service \$18,050,000 is estimated, \$15,050,000 being for direct appropriation and \$3,000,000 for obligation by contract, as against \$14,700,000 directly appropriated for the current year with a contract authorization of \$2,150,000. This will not only enable the Air Service to maintain its present status in heavier-than-air craft and

at the same time assist in keeping alive the aircraft industry for use in time of emergency, but the funds provided will increase the efficiency of the Air Service through the replacement of old aircraft with new modern planes.

In addition to the normal maintenance of the Chemical Warfare Service, \$300,000 is provided for the manufacture of gas masks.

For the United States Military Academy provision is made for the essentials connected with its maintenance and operation and \$350,000 is provided toward the construction of a new cadet mess hall, dormitory, cadet store, and drawing academy.

Funds recommended will care for the various nonmilitary activities of the War Department, such as national cemeteries, national military parks, national monuments and memorials, the Alaskan cable system, and the construction and maintenance of roads, bridges, and trails in Alaska.

For rivers and harbors, \$40,000,000 is estimated for maintenance and improvement of existing river and harbor works, in addition to \$5,437,600 which will be available from permanent specific and indefinite appropriations; for flood control on the Mississippi and Sacramento Rivers \$10,000,000 and \$400,000, respectively, are estimated; the total provided for all items of river and harbor improvement being \$56,037,600, as compared with \$59,277,990 for the current year.

NATIONAL HOME FOR DISABLED VOLUNTEER SOLDIERS

Appropriated for 1926.....	\$8, 221, 200
Budget estimate for 1927.....	8, 210, 900
Reduction.....	10, 300

This net reduction involves an aggregate reduction of \$85,200 in items for current administration expenses, repairs, and aid to State and Territorial homes, and an aggregate increase of \$74,900 in items for subsistence, household expenses, hospitals, farms, and clothing.

PANAMA CANAL

Appropriated for 1926.....	\$8, 835, 366
Budget estimate for 1927.....	7, 639, 094
Reduction.....	1, 096, 272

This net reduction is due principally to \$1,145,000 included in the 1926 appropriation for special items for power plant and water supply not covered in the 1927 estimates and \$109,000 carried in the 1927 estimates for the construction of a new post-office building at Cristobal.

DISTRICT OF COLUMBIA

Appropriated for 1926.....	\$36, 032, 853
Budget estimate for 1927.....	35, 626, 579
Reduction.....	406, 274

This involves reductions from \$146,880 to \$6,880 for bathing beaches and pools, due to the abandonment of the beach on the Tidal Basin; from \$4,176,500 to \$2,672,500 for school buildings and grounds, which with the contract authorizations proposed will make provision for carrying out the five-year building program without materially retarding the work, there being included \$325,000 for the completion of the Francis Junior High School at a cost not to exceed \$500,000, \$5,000 for preliminary studies on plans for a new school building for the Business High School, \$100,000 for the purchase of a site on which to locate a new junior high school building in Brightwood, \$100,000 for the purchase of a site for a new 16-room school building in the vicinity of Fourteenth and Ogden Streets, \$100,000 for the purchase of a site for a new 16-room school building in the vicinity of Sixteenth and Webster Streets, \$17,500 for the purchase of land in the vicinity of the Morgan School for playground purposes, \$200,000 for continuing the construction of the new building for the McKinley Technical School, \$245,000 for the construction of an 8-room addition and combined assembly hall and gymnasium to the Burroughs School, \$80,000 for the construction of a third-story addition to the Amidon School, \$300,000 for the erection of a 24-room building to replace the present Garnet-Patterson School building at a cost of not to exceed \$500,000, \$85,000 for the construction of a 4-room addition to the Smothers School, including necessary remodeling, \$15,000 for the purchase of a site for a new 8-room school building Potomac Heights or vicinity, \$75,000 for the purchase of a site for a new 16-room school building in the vicinity of Alaska Avenue and Holly Street, \$15,000 for the purchase of land in the vicinity of the Wheatley School for playground purpose, \$200,000 for the erection of a junior high school building in Georgetown at a cost not to exceed \$500,000; \$400,000 for construction of an addition, including assembly hall and gymnasium, to the Langley Junior High School; \$100,000 for the construction of an addition to the Hine Junior School; \$160,000 for the purchase of land in the vicinity of the Dunbar High School; \$75,000 for the construction of a combined gymnasium and assembly hall at the Petworth School; \$75,000 for the construction of a combined gymnasium and assembly hall at the West School. From \$2,500,000 to \$1,500,000 for increasing the water supply due to the completion of the project during the fiscal year 1927; from \$2,900,738 to \$2,469,800 for street and road improvement and repairs, \$152,500 being proposed for the purchase of land for locating shops and construction for the engineer department in order to vacate premises belonging to the Botanic Garden now occupied; and increases from \$1,242,690 to \$1,507,590 for salaries due to increases in the number and pay of personnel and the transfer of per diem employees engaged on District of Columbia works to the regular roll in accordance with section 4 of the District of Columbia appropriation act approved March 3, 1925; from \$1,189,250 to \$1,447,000 for sewers due to extensions into new territory;

from \$1,431,140 to \$1,432,560 for the collection and disposal of city refuse; from \$146,880 to \$162,805 for public playgrounds to provide for increased personnel to supervise new playgrounds to be opened during the next fiscal year; from \$765,628 to \$952,240 for the electrical department due principally to the extension of the new lighting system; from \$7,911,837 to \$8,610,577 for the operation of the public schools due to longevity increments and an increase in personnel to operate new schools to be opened during 1927; from \$2,964,180 to \$3,027,070 for the Metropolitan police due to longevity increments and increased personnel for new stations to be opened in 1927; from \$2,023,160 to \$2,198,270 for the fire department due to longevity increments and the opening of two new engine houses; from \$252,930 to \$274,700 for the health department due to required additional personnel in the inspection department; from \$721,724 to \$741,937 for courts and prisons; from \$650,460 to \$667,310 for the jail, workhouse, reformatory, and correctional schools; from \$2,178,460 to \$2,682,660 for hospitals and charities due to increased requirements and an estimate of \$300,000 for completing the domestic building and beginning the construction of a new ward building at Gallinger Hospital; from \$47,450 to \$49,850 for the Militia Bureau; from \$1,777,686 to \$1,804,686 for public parks; \$49,000 being proposed for beginning the construction of a building for birds in the Zoological Park at a cost of not to exceed \$102,000; from \$1,027,710 to \$1,214,681 for the water department to provide for extensions in newly developed sections of the city; from \$1,565,356 to \$1,573,557 for miscellaneous trust funds.

INTEREST ON THE PUBLIC DEBT

Estimated expenditures for 1926, revised as shown in the 1927 Budget.....	\$820, 000, 000
Estimated expenditures for 1927.....	795, 000, 000
Reduction.....	25, 000, 000

The reduction in the estimated expenditures for 1927 below those shown for 1926 is due to the continued curtailment of the outstanding principal of the public debt.

RETIREMENT OF THE PUBLIC DEBT REQUIRED TO BE MADE FROM ORDINARY RECEIPTS

Estimated expenditures for 1926, revised as shown in the 1927 Budget.....	\$500, 428, 595. 00
Estimated expenditures for 1927.....	515, 583, 398. 44
Net increase.....	15, 154, 803. 44

This net increase of \$15,154,803.44 includes increases, from \$325,304,445 to \$339,423,648.44, in the cumulative sinking fund in conformity with the requirements of law that the appropriation shall be increased each fiscal year by the amount of interest which would have been payable during that year on the debt redeemed through the operation of the sinking fund during such year; from \$31,187,200 to \$32,190,450 for redemption of bonds received as repayments of principal of war loans by foreign governments as the result of refunding operations; and from \$142,936,950 to \$142,969,300 for redemption of bonds received as interest payments on obligations of foreign governments.

POST OFFICE DEPARTMENT

Appropriated for 1926.....	\$636, 269, 415
Budget estimate for 1927.....	740, 077, 563
Net increase.....	103, 808, 148

Ordinarily the increase in the cost of the Postal Service from year to year is due to the growth of the service coincident with the growth of the country and the expansion of business activities. The increase in the Budget estimate for 1927 is extraordinary and is the result of two factors: First, the increased cost of personal services under the provisions of the act of February 28, 1925, known as the "postal pay act," estimated at approximately \$70,000,000; and, second, an effort to further improve conditions in post offices throughout the country in order that continued good service may be given to the people.

The principal increases under the several appropriation titles involved are: From \$1,775,000 to \$1,952,900 for post office inspectors' salaries; from \$46,600,000 to \$51,250,000 for compensation to postmasters; from \$6,000,000 to \$7,150,000 for compensation to assistant postmasters; from \$130,100,000 to \$163,650,000 for clerks and other employees at first and second class post offices, including printers, mechanics, and skilled laborers; from \$6,200,000 to \$7,884,600 for watchmen, messengers, and laborers; from \$1,575,000 to \$1,734,000 for clerks in charge of contract stations; from \$4,650,000 to \$8,650,000 for clerks at third-class post offices; from \$15,175,000 to \$16,450,000 for rent, light, and fuel; from \$975,000 to \$1,602,000 for miscellaneous items at first and second class post offices; from \$1,700,000 to \$1,980,000 for village delivery service; from \$1,000,000 to \$1,175,000 for car fare and bicycle allowance; from \$92,000,000 to \$116,600,000 for city delivery carriers; from \$7,600,000 to \$8,600,000 for special delivery fees; from \$15,400,000 to \$17,394,537 for vehicle service; from \$112,250,000 to \$115,000,000 for railroad transportation; from \$2,600,000 to \$2,750,000 for the Government-owned airplane service between New York and San Francisco, and \$2,000,000 for the new contract Air Mail Service, which represents not more than 80 per cent of the revenue on mail carried; from \$49,500,000 to \$55,904,121 for salaries of railway mail employees; from \$2,675,000 to \$3,800,000 for travel allowances of railway postal clerks; from \$1,500,000 to \$1,700,000 for balances due foreign countries; from \$1,400,000 to \$1,685,700 for post office equipment and supplies; from \$1,800,000 to \$2,450,000 for mail bags and equipment, due principally to the necessity of purchasing new canvas, the Army surplus being exhausted; from \$12,700,000 to \$13,100,000 for star routes; and from \$88,350,000 to \$104,000,000 for Rural Delivery Service.

Practically all of the above reported increases, especially those relating to the personnel of the service, are affected by the fact that provision has not as yet been made in postal appropriations to cover the increased cost of

the service under the terms of the "postal pay act," above referred to. This act was approved February 28, 1925, but the increased salaries and allowances provided for thereunder were made retroactive to January 1, 1925. The act making appropriations for the Post Office Department and Postal Service was approved January 22, 1925. It will therefore be necessary to present at this session of Congress supplemental estimates of appropriations required for this purpose, aggregating approximately \$68,000,000, and this amount should be taken into account in connection with 1926 appropriations when making comparisons with 1927 estimates. The amounts applicable to each item of appropriation involved have not as yet been finally determined.

The revenues of the Postal Service for the fiscal year 1927 have been estimated at \$704,400,000. As the Budget estimates for that year contemplate expenditures amounting to \$740,277,563 (including \$200,000 for indefinite appropriation items) a postal deficit in 1927 of approximately \$36,000,000 is apparent.

Recapitulation of Estimates of Appropriations for 1927, and of Appropriations for 1926, by Departments, etc.

Organization units	Estimates for 1927	Appropriations for 1926
CHAPTER I.—LEGISLATIVE ESTABLISHMENT		
UNITED STATES SENATE		
Salaries and mileage of Senators.....	\$1, 011, 000. 00	\$771, 000. 00
Salaries of officers and employees, Senate.....	1, 413, 632. 80	1, 419, 869. 80
Contingent expenses of the Senate.....	340, 270. 00	340, 270. 00
Miscellaneous.....	35, 000. 00	35, 000. 00
Total, Senate.....	2, 799, 902. 80	2, 566, 139. 80
HOUSE OF REPRESENTATIVES		
Salaries and mileage of Members and Delegates.....	4, 582, 500. 00	3, 479, 500. 00
Salaries of officers and employees, House.....	2, 584, 528. 70	2, 595, 805. 20
Contingent expenses of the House.....	301, 650. 00	291, 650. 00
Miscellaneous.....	17, 000. 00	13, 000. 00
Total, House of Representatives.....	7, 485, 678. 70	6, 379, 955. 20
LEGISLATIVE MISCELLANEOUS		
Joint Committee on Printing.....	10, 190. 00	10, 190. 00
Office of Legislative Counsel.....	50, 000. 00	45, 000. 00
Capitol Police, salaries and contingent.....	77, 020. 00	77, 020. 00
Statement of appropriations.....	4, 000. 00	4, 000. 00
Total, Legislative Miscellaneous.....	141, 210. 00	136, 210. 00
ARCHITECT OF THE CAPITOL		
Salaries.....	106, 312. 80	104, 008. 80
Capitol Building and Grounds.....	155, 858. 00	144, 858. 00
Library Buildings and Grounds.....	102, 154. 00	66, 130. 00
Senate Office Building.....	86, 913. 80	88, 868. 00
House Office Building.....	106, 217. 00	98, 965. 00
Capitol Power Plant.....	379, 793. 60	392, 361. 00
New bookstacks, Library of Congress.....	400, 000. 00	345, 000. 00
Appropriations for 1926 not asked for 1927.....		27, 000. 00
Total under Architect of the Capitol.....	1, 337, 249. 20	1, 267, 190. 80
BOTANIC GARDEN		
Salaries.....	82, 147. 00	75, 754. 00
Improvements.....	47, 300. 00	41, 625. 00
Total, Botanic Garden.....	129, 447. 00	117, 379. 00
LIBRARY OF CONGRESS		
Salaries.....	914, 755. 00	818, 829. 00
Care and maintenance.....	127, 606. 00	111, 398. 00
Increase of Library.....	110, 500. 00	100, 500. 00
Printing and binding.....	305, 000. 00	300, 000. 00
Contingent and miscellaneous expenses.....	10, 500. 00	10, 000. 00
Trust fund, bequest of Gertrude M. Hubbard, interest.....	800. 00	800. 00
Total, Library of Congress.....	1, 469, 161. 00	1, 341, 527. 00
GOVERNMENT PRINTING OFFICE		
Salaries.....	160, 953. 00	155, 480. 00
Public printing and binding.....	2, 400, 000. 00	2, 400, 000. 00
Salaries and expenses, Office of Superintendent of Documents.....	574, 780. 00	551, 120. 00
Total under Public Printer.....	3, 135, 733. 00	3, 106, 600. 00
Total Legislative Establishment.....	16, 498, 381. 70	14, 915, 001. 80

Recapitulation of estimates of appropriations for 1927, and of appropriations for 1926, by departments, etc.—Continued

Organization units	Estimates for 1927	Appropriations for 1926
CHAPTER II.—EXECUTIVE OFFICE AND INDEPENDENT ESTABLISHMENTS		
EXECUTIVE OFFICE		
Salaries of the President and Vice President.....	\$90,000.00	\$87,000.00
Salaries and expenses, Executive Office.....	131,060.00	130,560.00
Traveling expenses of the President.....	25,000.00	25,000.00
White House police.....	85,900.00	87,400.00
Repairs, fuel, improvements, lighting, etc., Executive Mansion.....	110,000.00	110,000.00
Appropriation for 1926 not asked for 1927.....		50,000.00
Total under Executive Office.....	441,960.00	489,960.00
INDEPENDENT OFFICES		
Alien Property Custodian.....	130,650.00	189,220.00
American Battle Monuments Commission.....	800,000.00	
Arlington Memorial Bridge Commission.....	2,500,000.00	
Board of Tax Appeals.....	448,616.00	354,320.00
Bureau of Efficiency.....	150,350.00	150,350.00
Civil Service Commission.....	1,001,592.00	1,008,092.00
Commission of Fine Arts.....	5,295.00	6,500.00
Employees' Compensation Commission.....	2,742,040.00	2,301,500.00
Federal Board for Vocational Education.....	8,210,620.00	8,227,000.00
Federal Power Commission.....	31,400.00	31,300.00
Federal Trade Commission.....	997,000.00	1,008,000.00
General Accounting Office.....	3,714,400.00	3,701,960.00
Housing Corporation.....	674,398.00	743,915.00
Interstate Commerce Commission.....	6,033,309.25	6,853,962.00
National Advisory Committee for Aeronautics.....	513,000.00	534,000.00
Railroad Labor Board.....	285,220.00	296,805.00
Relief of the indigent, Alaska.....	15,000.00	15,000.00
Smithsonian Institution and National Museum.....	858,240.00	874,020.00
Public Buildings and Public Parks of the National Capital.....	2,293,850.00	2,282,505.00
Tariff Commission.....	699,000.00	721,500.00
United States Geographic Board.....	345.00	550.00
United States Shipping Board and Emergency Fleet Corporation.....	14,198,574.00	24,330,000.00
United States Veterans' Bureau:		
Salaries and expenses.....	44,000,000.00	45,500,000.00
Military and naval compensation.....	140,800,000.00	127,000,000.00
Medical and hospital services.....	35,000,000.00	35,000,000.00
Vocational rehabilitation (not asked for 1927).....		38,000,000.00
Printing and binding.....	165,000.00	200,000.00
Adjusted service and dependent pay (not asked for 1927).....		12,000,000.00
Adjusted service certificate fund.....	140,000,000.00	50,000,000.00
Hospital facilities and services.....	4,000,000.00	
Military and naval insurance.....	95,000,000.00	98,000,000.00
Total, United States Veterans' Bureau.....	458,965,000.00	405,700,000.00
Total, Executive Office and Independent Establishments.....	505,709,859.25	459,820,459.00
CHAPTER III.—DEPARTMENT OF AGRICULTURE		
Salaries, office of the Secretary.....	665,960.00	611,691.00
Contingent and miscellaneous expenses.....	467,366.00	433,866.00
Salaries and expenses, Office of Information.....	366,380.00	351,000.00
Printing and binding.....	720,000.00	738,000.00
Salaries and expenses, Extension Service.....	7,424,297.00	7,475,704.00
Salaries and expenses, Office of Experiment Stations.....	3,238,546.00	2,735,246.00
Total, office of the Secretary of Agriculture.....	12,882,549.00	12,345,507.00
Weather Bureau, salaries and general expenses.....	2,505,971.00	2,343,192.00
Bureau of Animal Industry:		
Salaries and general expenses.....	5,736,490.00	6,489,046.00
Meat inspection.....	1,850,000.00	1,896,110.00
Permanent specific appropriation—Meat inspection.....	3,000,000.00	3,000,000.00
Total under Bureau of Animal Industry.....	10,586,490.00	11,385,156.00
Bureau of Plant Industry, salaries and general expenses.....	3,748,325.00	3,881,073.00
Bureau of Dairy Industry, salaries and general expenses.....	485,704.00	496,640.00

Recapitulation of estimates of appropriations for 1927, and of appropriations for 1926, by departments, etc.—Continued

Organization units	Estimates for 1927	Appropriations for 1926
CHAPTER III.—DEPARTMENT OF AGRICULTURE—Continued		
Forest Service:		
Salaries and general expenses.....	\$8, 169, 722. 00	\$8, 193, 915. 00
Permanent specific appropriation—National Forest Reservation Commission.....	500. 00	5, 000. 00
Indefinite appropriation—Refunds to depositors, excess of deposits, national forests funds.....	100, 000. 00	75, 000. 00
Forest road development and highways.....	5, 000, 000. 00	4, 000, 000. 00
Special funds—		
Roads and trails for States, national forests funds.....	523, 000. 00	523, 000. 00
Payments to States and Territories from the national forests funds.....	1, 307, 750. 00	1, 307, 750. 00
Cooperative work, Forest Service.....	1, 800, 000. 00	1, 800, 000. 00
Payment to school funds, Arizona and New Mexico, national forests funds.....	40, 000. 00	50, 000. 00
Total under Forest Service.....	16, 940, 972. 00	15, 954, 665. 00
Bureau of Chemistry, salaries and general expenses.....	1, 474, 440. 00	1, 502, 188. 00
Bureau of Soils, salaries and general expenses.....	395, 512. 00	403, 860. 00
Bureau of Entomology, salaries and general expenses.....	2, 307, 428. 00	2, 554, 743. 00
Bureau of Biological Survey, salaries and general expenses.....	920, 200. 00	1, 372, 768. 00
Library, salaries and general expenses.....	84, 180. 00	68, 180. 00
Bureau of Public Roads:		
Salaries and general expenses.....	432, 170. 00	484, 964. 00
Cooperative construction of rural post roads.....	80, 000, 000. 00	76, 000, 000. 00
Permanent specific appropriation—Cooperative construction, etc., roads and trails, national forests.....		1, 000, 000. 00
Total under Bureau of Public Roads.....	80, 432, 170. 00	77, 484, 964. 00
Bureau of Home Economics, salaries and general expenses.....	117, 244. 00	117, 244. 00
Bureau of Agricultural Economics, salaries and general expenses.....	3, 425, 838. 00	3, 553, 266. 00
Enforcement of the insecticide act, salaries and general expenses.....	194, 795. 00	200, 795. 00
Federal Horticultural Board, salaries and general expenses.....	700, 510. 00	756, 110. 00
Administration of the warehouse act.....	199, 060. 00	205, 060. 00
Enforcement of packers and stockyards act.....	440, 000. 00	480, 000. 00
Enforcement of grain futures act.....	121, 530. 00	111, 530. 00
Enforcement of grain standards act.....	598, 940. 00	598, 940. 00
Miscellaneous:		
Forest-fire cooperation.....	660, 000. 00	660, 000. 00
Acquisition of additional forest lands.....	1, 000, 000. 00	1, 000, 000. 00
Cooperative farm forestry.....	50, 000. 00	50, 000. 00
Cooperative distribution of forest planting stock.....	50, 000. 00	50, 000. 00
Collection of farmers seed grain loans.....	5, 000. 00	24, 000. 00
Operation of Center Market, Washington, D. C.....	171, 000. 00	176, 000. 00
Other.....	219, 900. 00	299, 310. 00
Total, Miscellaneous.....	2, 155, 900. 00	2, 259, 310. 00
Total under Department of Agriculture.....	140, 717, 758. 00	138, 075, 191. 00
CHAPTER IV.—DEPARTMENT OF COMMERCE		
Salaries, office of the Secretary.....	257, 500. 00	230, 380. 00
Contingent and miscellaneous expenses.....	330, 000. 00	319, 360. 00
Printing and binding.....	1, 688, 231. 00	1, 444, 870. 00
Bureau of the Census:		
Salaries.....	993, 000. 00	973, 000. 00
Miscellaneous expenses.....	981, 000. 00	1, 001, 000. 00
Total under Bureau of the Census.....	1, 974, 000. 00	1, 974, 000. 00
Bureau of Foreign and Domestic Commerce:		
Salaries.....	260, 977. 00	266, 477. 00
Promoting commerce, etc.....	2, 584, 940. 00	2, 411, 726. 00
Commercial attachés.....	335, 000. 00	315, 861. 00
Total under Bureau of Foreign and Domestic Commerce.....	3, 180, 917. 00	2, 994, 064. 00
Steamboat Inspection Service:		
Salaries.....	786, 060. 00	770, 860. 00
Clerk hire.....	143, 160. 00	143, 160. 00
Contingent expenses.....	133, 450. 00	143, 450. 00
Total under Steamboat Inspection Service.....	1, 062, 670. 00	1, 057, 470. 00

Recapitulation of estimates of appropriations for 1927, and of appropriations for 1926, by departments, etc.—Continued

Organization units	Estimates for 1927	Appropriations for 1926
CHAPTER IV.—DEPARTMENT OF COMMERCE—Continued		
Bureau of Navigation:		
Salaries.....	\$190,700.00	\$190,700.00
Contingent and miscellaneous expenses (including \$3,000 for indefinite appropriations).....	478,400.00	335,540.00
Total under Bureau of Navigation.....	669,100.00	526,240.00
Bureau of Standards:		
Salaries.....	567,320.00	561,320.00
Contingent and miscellaneous expenses.....	1,323,065.00	1,281,505.00
Total under Bureau of Standards.....	1,890,385.00	1,842,825.00
Bureau of Lighthouses:		
Salaries.....	89,880.00	89,880.00
Lighthouse Service—		
Salaries.....	4,940,000.00	4,848,600.00
General expenses.....	4,240,000.00	4,039,500.00
Light stations, etc.....	834,601.00	725,000.00
Total under Bureau of Lighthouses.....	10,104,481.00	9,702,980.00
Coast and Geodetic Survey:		
Salaries.....	425,000.00	410,000.00
Field expenses.....	618,570.00	626,550.00
Miscellaneous expenses.....	148,100.00	136,100.00
Pay.....	1,140,000.00	1,155,000.00
Total under Coast and Geodetic Survey.....	2,331,670.00	2,327,650.00
Bureau of Fisheries:		
Salaries.....	683,378.00	673,740.00
Miscellaneous expenses.....	593,875.00	580,400.00
Alaska, general service.....	385,000.00	310,000.00
Mississippi wild life and fish refuge.....	25,000.00	25,000.00
Total under Bureau of Fisheries.....	1,687,253.00	1,589,140.00
Patent Office:		
Salaries.....	2,418,500.00	2,370,000.00
Miscellaneous expenses.....	48,800.00	222,200.00
Photolithography.....	230,000.00	210,000.00
Total under Patent Office.....	2,697,300.00	2,802,200.00
Bureau of Mines:		
General expenses.....	1,699,340.00	1,730,950.00
Helium research.....	830,000.00	
Total under Bureau of Mines.....	2,529,340.00	1,730,950.00
Total under Department of Commerce.....	30,402,847.00	28,542,129.00
CHAPTER V.—INTERIOR DEPARTMENT		
Salaries, office of the Secretary.....	453,280.00	435,755.00
Printing and binding.....	235,000.00	241,630.00
Contingent and miscellaneous expenses.....	115,000.00	119,700.00
Indefinite appropriations: Distribution of Revised Statutes.....	500.00	500.00
Total under office of the Secretary.....	803,780.00	797,585.00
General Land Office:		
Salaries and expenses.....	725,300.00	830,300.00
Public Land Service.....	782,000.00	963,000.00
Surveying the public lands.....	810,000.00	840,290.00
Indefinite appropriations—		
Repayment for lands erroneously sold.....	65,000.00	70,000.00
Miscellaneous.....	5,000.00	10,000.00
Special funds—		
Deposits for surveying public lands.....	45,000.00	70,000.00
Payments to States under oil leasing act.....	3,000,000.00	3,500,000.00
Indefinite appropriations for 1926 not asked for 1927.....		700.00
Miscellaneous.....	15,000.00	10,000.00
Trust funds.....	1,000.00	1,000.00
Total under General Land Office.....	5,448,300.00	6,295,290.00

Recapitulation of estimates of appropriations for 1927, and of appropriations for 1926, by departments, etc.—Continued

Organization units	Estimates for 1927	Appropriations for 1926
CHAPTER V.—INTERIOR DEPARTMENT—Continued		
Indian Office:		
Salaries.....	\$356, 170. 00	\$381, 500. 00
Indian Service—		
Current and contingent expenses of the Indian Service.....	2, 368, 700. 00	2, 413, 840. 00
Fulfilling treaty stipulations with and support of Indian tribes (treaty stipulations).....	925, 060. 00	966, 540. 00
Miscellaneous supports.....	885, 000. 00	875, 000. 00
General and miscellaneous expenses of the Indian Service.....	1, 586, 789. 00	1, 416, 390. 00
Support of schools.....	5, 795, 025. 00	5, 865, 000. 00
Indefinite appropriations—		
Interest on Indian trust funds.....	800, 000. 00	850, 000. 00
Civilization of the Sioux Indians.....	185, 000. 00	200, 000. 00
Trust funds—		
Indian tribal funds.....	17, 211, 900. 00	1, 500, 000. 00
Indian moneys.....	1, 500, 000. 00	19, 000, 000. 00
Total under Indian Office.....	31, 613, 644. 00	33, 468, 270. 00
Patent Office (transferred to Department of Commerce).		
Pension Office:		
Salaries.....	1, 335, 000. 00	1, 400, 000. 00
Miscellaneous expenses.....	186, 000. 00	195, 000. 00
Pensions.....	192, 000, 000. 00	197, 000, 000. 00
Fees of examining surgeons, pensions.....	450, 000. 00	500, 000. 00
Total under Pension Office.....	193, 971, 000. 00	199, 095, 000. 00
Bureau of Education:		
Salaries.....	207, 000. 00	205, 980. 00
Miscellaneous expenses.....	27, 100. 00	29, 120. 00
Education of the natives of Alaska.....	461, 900. 00	437, 075. 00
Medical relief in Alaska.....	150, 000. 00	122, 320. 00
Permanent specific appropriation (colleges for agriculture).....	2, 550, 000. 00	2, 550, 000. 00
Alaska reindeer fund (special fund).....	500. 00	1, 000. 00
Total under Bureau of Education.....	3, 396, 500. 00	3, 345, 495. 00
National Park Service:		
Salaries.....	55, 680. 00	51, 000. 00
National parks, etc.....	3, 616, 200. 00	3, 167, 409. 00
Total under National Park Service.....	3, 671, 880. 00	3, 218, 409. 00
Geological Survey:		
Salaries.....	130, 000. 00	54, 760. 00
General expenses.....	1, 666, 000. 00	1, 824, 550. 00
Total, Geological Survey.....	1, 796, 000. 00	1, 879, 310. 00
Bureau of Mines (transferred to the Department of Commerce).		
Territorial governments.....	317, 708. 00	233, 637. 00
Alaska Railroad.....	1, 855, 000. 00	1, 700, 000. 00
Beneficiaries:		
St. Elizabeths Hospital.....	924, 000. 00	1, 023, 000. 00
Columbia Institution for the Deaf.....	113, 400. 00	113, 400. 00
Howard University.....	218, 000. 00	591, 000. 00
Freedmen's Hospital.....	166, 390. 00	202, 950. 00
Trust funds, St. Elizabeths Hospital.....	235, 000. 00	285, 000. 00
Total beneficiaries.....	1, 656, 790. 00	2, 215, 350. 00
Reclamation Service.....	6, 437, 000. 00	10, 007, 257. 50
Total under Interior Department.....	250, 967, 602. 00	262, 255, 603. 50
CHAPTER VI.—DEPARTMENT OF JUSTICE		
Salaries.....	1, 430, 000. 00	580, 000. 00
Contingent expenses.....	187, 700. 00	152, 200. 00
Miscellaneous.....	2, 458, 700. 00	3, 740, 200. 00
Printing and binding.....	235, 000. 00	225, 000. 00
Judicial:		
Salaries of judges, courts, etc.....	2, 115, 962. 00	1, 989, 052. 00
National park commissioners.....	11, 160. 00	11, 160. 00
Expenses of United States courts.....	12, 715, 000. 00	13, 672, 000. 00
Penal institutions, etc.....	5, 213, 505. 00	3, 836, 210. 00
Total under Department of Justice.....	24, 367, 027. 00	24, 205, 822. 00

Recapitulation of estimates of appropriations for 1927, and of appropriations for 1926, by departments, etc.—Continued

Organization units	Estimates for 1927	Appropriations for 1926
CHAPTER VII.—DEPARTMENT OF LABOR		
Salaries, office of the Secretary	\$186,900.00	\$183,900.00
Contingent and miscellaneous expenses	262,700.00	280,000.00
Commissioners of Conciliation	250,000.00	198,720.00
Bureau of Labor Statistics:		
Salaries	220,000.00	215,000.00
Miscellaneous expenses	74,000.00	70,300.00
Total under Bureau of Labor Statistics	294,000.00	285,300.00
Bureau of Immigration:		
Salaries	91,840.00	91,840.00
Expenses of regulating immigration	5,084,865.00	5,084,865.00
Immigrant stations	50,000.00	75,000.00
Total under Bureau of Immigration	5,226,705.00	5,251,705.00
Bureau of Naturalization:		
Salaries	98,000.00	100,000.00
Miscellaneous expenses	635,000.00	680,000.00
Total under Bureau of Naturalization	733,000.00	780,000.00
Children's Bureau:		
Salaries	105,000.00	110,000.00
General expenses	54,000.00	68,000.00
Investigation of child welfare	135,000.00	135,000.00
Maternity and infancy	1,000,000.00	1,000,000.00
Total under Children's Bureau	1,294,000.00	1,313,000.00
Women's Bureau: Salaries and expenses	100,000.00	105,000.00
Employment Service: Salaries and expenses	195,000.00	205,000.00
Indefinite appropriation for citizenship textbooks	25,000.00	25,000.00
Total under Department of Labor	8,567,305.00	8,627,625.00
CHAPTER VIII.—NAVY DEPARTMENT		
Salaries, office of the Secretary	161,400.00	158,400.00
Contingent expenses of the department	80,000.00	80,000.00
Pay, miscellaneous	1,575,000.00	1,725,000.00
Contingent, Navy	40,000.00	40,000.00
Printing and binding	500,000.00	500,000.00
Temporary government for West Indian islands	300,000.00	395,150.00
Naval research laboratory	175,000.00	150,000.00
Miscellaneous items under the Secretary	105,000.00	105,000.00
Office of Naval Records and Library	40,000.00	44,880.00
Salaries, Board of Inspection and Survey	20,480.00	22,000.00
Salaries, office of Judge Advocate General	102,000.00	102,000.00
Salaries, office of Chief of Naval Operations	68,000.00	68,000.00
Salaries, office of Director of Naval Communications	128,000.00	130,000.00
Salaries, Office of Naval Intelligence	36,000.00	36,520.00
Salaries, General Board	10,340.00	9,920.00
Salaries, Naval Examining Board and Naval Retiring Board	10,120.00	9,880.00
Salaries, Compensation Board	21,480.00	22,000.00
Total under Secretary's office	3,372,800.00	3,598,750.00
Bureau of Navigation:		
Salaries, Bureau of Navigation	423,000.00	423,000.00
Salaries, Hydrographic Office	310,000.00	310,000.00
Contingent and miscellaneous expenses, Hydrographic Office	117,420.00	115,000.00
Salaries, Naval Observatory	85,600.00	82,000.00
Contingent and miscellaneous expenses, Naval Observatory	34,390.00	38,000.00
Salaries, Nautical Almanac Office	30,960.00	30,960.00
Transportation	4,700,000.00	4,000,000.00
Recreation for enlisted men	400,000.00	500,000.00
Instruments and supplies	600,000.00	640,000.00
Naval training stations	885,000.00	920,000.00
Naval Reserve Officers' Training Corps	45,000.00	
Naval Reserve	3,600,000.00	3,900,000.00
Naval War College	105,000.00	105,000.00
Miscellaneous under Bureau of Navigation	137,000.00	155,850.00
Indefinite appropriations—		
Naval Home, Philadelphia, Pa.	164,350.00	190,000.00
Navy fines and forfeitures	200,000.00	450,000.00
Total under Bureau of Navigation	11,837,720.00	11,859,810.00

Recapitulation of estimates of appropriations for 1927, and of appropriations for 1926, by departments, etc.—Continued

Organization units	Estimates for 1927	Appropriations for 1926
CHAPTER VIII.—NAVY DEPARTMENT—Continued		
Bureau of Engineering:		
Salaries.....	\$276, 000. 00	\$286, 000. 00
Engineering.....	19, 500, 000. 00	19, 500, 000. 00
Engineering experiment station, Annapolis, Md.....	175, 000. 00	175, 000. 00
Total under Bureau of Engineering.....	19, 951, 000. 00	19, 961, 000. 00
Bureau of Construction and Repair:		
Salaries.....	330, 000. 00	315, 000. 00
Construction and repair of vessels.....	17, 100, 000. 00	17, 000, 000. 00
Total under Bureau of Construction and Repair.....	17, 430, 000. 00	17, 315, 000. 00
Bureau of Ordnance:		
Salaries.....	142, 500. 00	145, 000. 00
Ordnance and ordnance stores.....	11, 397, 000. 00	11, 147, 250. 00
Experiments.....	190, 000. 00	190, 000. 00
Torpedoes and appliances.....	500, 000. 00	500, 000. 00
Total under Bureau of Ordnance.....	12, 229, 500. 00	11, 982, 250. 00
Bureau of Supplies and Accounts:		
Salaries.....	810, 000. 00	830, 000. 00
Pay of the Navy.....	120, 000, 000. 00	117, 000, 000. 00
Provisions.....	19, 300, 000. 00	19, 800, 000. 00
Maintenance.....	9, 500, 000. 00	9, 800, 000. 00
Fuel and transportation.....	14, 750, 000. 00	15, 460, 000. 00
Indefinite appropriations—		
Ships' stores profits.....	320, 000. 00	320, 000. 00
Pay of the Navy, deposit fund, trust fund.....	60, 000. 00	100, 000. 00
Miscellaneous indefinite appropriations.....	50. 00	50. 00
Total under Bureau of Supplies and Accounts.....	164, 740, 050. 00	163, 310, 050. 00
Bureau of Medicine and Surgery:		
Salaries.....	73, 400. 00	73, 400. 00
Medical department.....	1, 980, 000. 00	2, 105, 000. 00
Care of the dead.....	90, 000. 00	90, 000. 00
Naval hospital fund, special fund.....	1, 000, 000. 00	1, 000, 000. 00
Total under Bureau of Medicine and Surgery.....	3, 143, 400. 00	3, 268, 400. 00
Bureau of Yards and Docks:		
Salaries.....	238, 000. 00	238, 000. 00
Maintenance.....	6, 750, 000. 00	6, 750, 000. 00
Contingent.....	125, 000. 00	125, 000. 00
Public works—		
Navy yards and stations.....	1, 755, 000. 00	1, 627, 500. 00
Naval ammunition depots.....	37, 000. 00	20, 000. 00
Naval torpedo stations.....	12, 300. 00	
Submarine bases, etc.....	450, 000. 00	181, 000. 00
Naval supply depot.....	330, 000. 00	
Appropriations for 1926 not asked for 1927.....		917, 000. 00
Total under Bureau of Yards and Docks.....	9, 697, 300. 00	9, 858, 500. 00
Bureau of Aeronautics:		
Salaries.....	191, 000. 00	191, 000. 00
Aviation, Navy.....	18, 900, 000. 00	14, 790, 000. 00
Total under Bureau of Aeronautics.....	19, 091, 000. 00	14, 981, 000. 00
Naval Academy:		
Pay.....	799, 160. 00	803, 968. 00
Current and miscellaneous expenses.....	90, 000. 00	90, 000. 00
Maintenance and repairs.....	1, 040, 000. 00	1, 040, 000. 00
Total under Naval Academy.....	1, 929, 160. 00	1, 933, 968. 00
Marine Corps:		
Pay.....	15, 000, 000. 00	15, 400, 000. 00
Pay of Marine Corps, deposit fund.....	400, 000. 00	400, 000. 00
General expenses.....	8, 100, 000. 00	8, 375, 000. 00
Pay of civil force, Marine Corps.....	160, 000. 00	174, 650. 00
Marine Corps reserve officers' training corps.....	12, 500. 00	
Total under Marine Corps.....	23, 672, 500. 00	24, 349, 650. 00
Increase of the Navy.....	35, 775, 000. 00	20, 444, 000. 00
Total under Navy Department.....	322, 869, 430. 00	302, 862, 378. 00

Recapitulation of estimates of appropriations for 1927, and of appropriations for 1926, by departments, etc.—Continued

Organization units	Estimates for 1927	Appropriations for 1926
CHAPTER IX.—POST OFFICE DEPARTMENT		
Salaries.....	\$2, 463, 112. 00	\$2, 412, 272. 00
Contingent expenses.....	1, 316, 120. 00	1, 355, 910. 00
Postal Service.....	736, 298, 331. 00	632, 501, 233. 00
Total under Post Office Department payable from postal revenues.....	740, 077, 563. 00	636, 269, 415. 00
CHAPTER X.—STATE DEPARTMENT		
Department proper:		
Salaries.....	1, 069, 600. 00	1, 069, 600. 00
Contingent expenses.....	46, 340. 00	43, 605. 00
Passport bureaus.....	63, 000. 00	63, 698. 00
Printing and binding.....	161, 500. 00	149, 785. 00
Collection, etc., of official papers of the Territories.....	20, 000. 00	-----
Total, department proper.....	1, 360, 440. 00	1, 326, 688. 00
Foreign intercourse:		
Salaries.....	5, 478, 800. 00	5, 537, 250. 00
Expenses.....	2, 002, 550. 00	1, 959, 112. 00
Immigration of aliens.....	490, 000. 00	450, 000. 00
International bureaus and commissions.....	914, 566. 90	809, 176. 77
Payment to Republics of Panama and Colombia.....	5, 250, 000. 00	5, 250, 000. 00
Miscellaneous.....	982, 436. 00	614, 536. 00
Total, foreign intercourse.....	15, 118, 352. 90	14, 620, 074. 77
Permanent and indefinite appropriations.....	136, 139. 74	131, 139. 74
Appropriations for 1926 not asked for 1927.....	-----	199, 750. 00
Total under State Department.....	16, 614, 932. 64	16, 277, 652. 51
CHAPTER XI.—TREASURY DEPARTMENT		
Salaries, office of the Secretary.....	150, 000. 00	180, 180. 00
Salaries and expenses, foreign loans, etc.....	7, 640. 00	7, 240. 00
Office of chief clerk and superintendent:		
Salaries.....	482, 500. 00	477, 984. 00
Contingent and miscellaneous expenses.....	127, 500. 00	125, 000. 00
Stationery.....	480, 000. 00	437, 760. 00
General Supply Committee.....	120, 000. 00	121, 500. 00
Salaries, office of Commissioner of Accounts and Deposits.....	84, 800. 00	37, 940. 00
Division of Bookkeeping and Warrants:		
Salaries.....	160, 000. 00	164, 386. 00
Contingent expenses, public moneys.....	225, 000. 00	200, 000. 00
Recoinage of coins.....	213, 000. 00	168, 000. 00
Salaries, Division of Appointments.....	61, 200. 00	60, 880. 00
Division of Printing:		
Salaries.....	53, 000. 00	56, 240. 00
Printing and binding.....	835, 000. 00	834, 750. 00
Postage.....	1, 000. 00	1, 000. 00
Salaries, office of disbursing clerk.....	53, 300. 00	54, 040. 00
Office of the Commissioner of Public Debt:		
Public Debt Service.....	2, 950, 000. 00	3, 260, 000. 00
Expenses of loans.....	330, 315. 00	350, 000. 00
Distinctive paper for United States securities.....	1, 456, 993. 63	1, 609, 787. 50
Indefinite appropriations—		
Sinking fund.....	339, 423, 648. 44	325, 304, 445. 00
Interest on public debt.....	795, 000, 000. 00	820, 000, 000. 00
Other redemptions of the public debt.....	176, 159, 750. 00	175, 124, 150. 00
Preparation, etc., of Federal reserve notes and farm loan bonds, etc.....	1, 884, 100. 00	1, 626, 720. 00
Total under Commissioner of Public Debt.....	1, 317, 204, 807. 07	1, 327, 275, 102. 50
World War Foreign Debt Commission.....	5, 000. 00	5, 000. 00
Customs Service:		
Salaries, Division of Customs.....	63, 000. 00	64, 000. 00
Collecting the revenue from customs.....	16, 930, 000. 00	16, 467, 200. 00
Scales for Customs Service.....	100, 000. 00	95, 000. 00
Compensation in lieu of moieties.....	155, 000. 00	30, 000. 00
Indefinite appropriations—		
Refund of excessive duties.....	7, 000, 000. 00	6, 600, 000. 00
Debentures or drawbacks.....	13, 000, 000. 00	13, 000, 000. 00
Miscellaneous indefinite appropriations.....	10, 000. 00	22, 500. 00
Total under Customs Service.....	37, 258, 000. 00	36, 278, 700. 00

Recapitulation of estimates of appropriations for 1927, and of appropriations for 1926, by departments, etc.—Continued

Organization units	Estimates for 1927	Appropriations for 1926
CHAPTER XI.—TREASURY DEPARTMENT—Continued		
Bureau of the Budget, salaries and expenses.....	\$190,000.00	\$190,000.00
Farm Loan Bureau, salaries and expenses, special funds.....	453,000.00	417,600.00
Office of the Treasurer of the United States:		
Salaries and expenses.....	1,380,000.00	1,478,000.00
Contingent expenses, national currency, reimbursable.....	148,000.00	173,605.00
Office of the Comptroller of the Currency:		
Salaries.....	284,500.00	293,000.00
Special examinations of national banks.....	1,500.00	1,500.00
Salaries and expenses, national bank examiners (indefinite).....	2,300,000.00	2,250,000.00
Internal Revenue Service:		
Collecting internal revenue.....	36,170,000.00	37,020,000.00
Salaries, office of the Commissioner (reimbursable).....	1,860.00	1,860.00
Enforcement of narcotic and national prohibition acts.....	10,635,685.00	11,000,000.00
Indefinite appropriations—		
Philippine special fund.....	750,000.00	750,000.00
Porto Rico special fund.....	5,000.00	5,000.00
Redemption of stamps.....	775,000.00	625,000.00
Allowance or drawback.....	350,000.00	500,000.00
Other indefinite appropriations.....	25,000.00	25,000.00
Total, Internal Revenue Service.....	48,712,545.00	49,926,860.00
Coast Guard:		
Salaries, office of Coast Guard.....	230,000.00	220,000.00
Expenses of the Coast Guard.....	24,013,140.00	20,377,835.00
Total, Coast Guard.....	24,243,140.00	20,597,835.00
Bureau of Engraving and Printing:		
Salaries.....	470,000.00	460,540.00
Compensation of employees, plate printing and miscellaneous expenses.....	7,347,400.00	7,277,610.00
Total, Bureau of Engraving and Printing.....	7,817,400.00	7,738,150.00
Secret Service Division:		
Salaries.....	25,180.00	25,680.00
Suppressing counterfeiting and other crimes.....	460,000.00	450,000.00
Total, Secret Service Division.....	485,180.00	475,680.00
Public Health Service:		
Salaries, office of Surgeon General.....	101,000.00	101,560.00
Pay, etc., of commissioned officers, acting assistant surgeons, and other employees.....	2,460,000.00	2,445,000.00
Freight, transportation, etc.....	25,000.00	25,000.00
General expenses, Public Health Service.....	159,000.00	114,430.00
Pay of personnel and maintenance of hospitals.....	5,250,000.00	5,211,285.00
Quarantine service.....	460,000.00	470,000.00
Field investigations of public health.....	280,000.00	282,054.00
Preventing the spread of epidemic diseases.....	430,000.00	328,772.00
Studies of rural sanitation, etc.....	60,000.00	75,000.00
Expenses, venereal diseases.....	75,000.00	75,000.00
Total, Public Health Service.....	9,300,000.00	9,128,101.00
Mint Establishment:		
Salaries, office of the Director of the Mint.....	33,400.00	32,140.00
Contingent expenses, office of the Director of the Mint.....	13,500.00	13,500.00
Salaries and wages, mints and assay offices.....	1,315,410.00	1,328,040.00
Contingent expenses, mints and assay offices.....	312,400.00	318,700.00
Total, Mint Establishment.....	1,674,710.00	1,692,380.00
Supervising Architect:		
Salaries.....	274,440.00	275,920.00
Operating expenses, public buildings.....	10,236,550.00	9,489,656.00
Repairs, equipment, and general expenses, public buildings.....	2,073,660.00	2,073,660.00
Construction, sites, rent, etc., public buildings, marine hospitals, and quarantine stations.....	950,740.00	1,399,350.00
Total under Supervising Architect.....	13,585,390.00	13,238,586.00
Miscellaneous appropriations (including \$10,000 permanent appropriation).....	50,000.00	50,000.00
Total under Treasury Department.....	1,468,147,112.07	1,474,136,999.50

Recapitulation of estimates of appropriations for 1927, and of appropriations for 1926, by departments, etc.—Continued

Organization units	Estimates for 1927	Appropriations for 1926
CHAPTER XII.—WAR DEPARTMENT		
Salaries, office of the Secretary.....	\$220, 807. 00	\$224, 174. 00
Contingent expenses of the department.....	160, 750. 00	168, 935. 00
Printing and binding.....	590, 000. 00	600, 000. 00
Contingencies of the Army.....	12, 410. 00	48, 960. 00
Total under Secretary of War.....	983, 967. 00	1, 042, 069. 00
General Staff Corps:		
Salaries.....	216, 875. 00	213, 801. 00
Contingencies, Military Intelligence Division.....	61, 520. 00	65, 500. 00
Total, General Staff Corps.....	278, 395. 00	279, 301. 00
Adjutant General's Department:		
Salaries.....	1, 392, 620. 00	1, 395, 000. 00
Contingencies, headquarters of military departments.....	4, 500. 00	4, 500. 00
Army War College.....	68, 390. 00	70, 570. 00
The Command and General Staff School.....	40, 599. 00	45, 680. 00
Military post exchange.....	83, 800. 00	87, 800. 00
Total under Adjutant General.....	1, 589, 909. 00	1, 603, 550. 00
Salaries, office of Inspector General.....	25, 180. 00	25, 180. 00
Salaries, office of Judge Advocate General.....	87, 820. 00	87, 820. 00
Finance Department:		
Salaries, office of Chief of Finance.....	350, 820. 00	316, 280. 00
Finance service.....	1, 120, 000. 00	1, 406, 849. 00
Pay of the Army.....	120, 816, 598. 00	121, 304, 067. 00
Mileage of the Army.....	775, 000. 00	800, 000. 00
Claims and miscellaneous items.....	75, 000. 00	100, 000. 00
Pay of the Army, deposit fund.....	900, 000. 00	900, 000. 00
Total under Finance Department.....	124, 037, 418. 00	124, 827, 196. 00
Quartermaster Corps:		
Salaries, office of Quartermaster General.....	573, 420. 00	584, 520. 00
Subsistence of the Army.....	16, 109, 908. 00	12, 935, 000. 00
Regular supplies.....	11, 634, 391. 00	12, 626, 965. 00
Clothing and equipage.....	5, 101, 916. 00	6, 093, 186. 00
Incidental expenses.....	3, 929, 600. 00	4, 100, 891. 00
Army transportation.....	14, 406, 817. 00	15, 814, 000. 00
Horses for cavalry, artillery, engineers, etc.....	430, 165. 00	500, 000. 00
Military posts.....	300. 00	300. 00
Barracks and quarters.....	3, 324, 812. 00	4, 250, 000. 00
Barracks and quarters, Philippine Islands.....	220, 000. 00	250, 000. 00
Roads, walks, wharves, and drainage.....	709, 381. 00	849, 381. 00
Water and sewers at military posts.....	2, 380, 196. 00	2, 450, 000. 00
Shooting galleries and ranges.....	30, 000. 00	36, 900. 00
Rent of buildings.....	32, 982. 00	32, 982. 00
Construction and repair of hospitals, etc.....	440, 000. 00	440, 000. 00
Sewerage system, Fort Monroe, Va.....	16, 866. 00	16, 866. 00
Appropriation for 1926 not asked for 1927.....		366, 000. 00
Total under Quartermaster Corps.....	59, 340, 754. 00	61, 346, 991. 00
Signal Corps:		
Salaries, Signal Office.....	56, 965. 00	57, 000. 00
Signal Service of the Army.....	1, 908, 522. 00	1, 927, 970. 00
Fortifications under Signal Corps.....	176, 576. 00	180, 576. 00
Total under Signal Corps.....	2, 142, 063. 00	2, 165, 546. 00
Air Service:		
Salaries, office of the Chief of Air Service.....	206, 694. 00	211, 191. 00
Air Service, Army.....	15, 050, 000. 00	14, 700, 000. 00
Total under Air Service.....	15, 256, 694. 00	14, 911, 191. 00
Medical Department:		
Salaries, office of Surgeon General.....	264, 347. 00	268, 284. 00
Medical and hospital department.....	1, 197, 011. 00	1, 033, 633. 00
Hospital care, Canal Zone garrison.....	40, 000. 00	40, 000. 00
Army Medical Museum and Library.....	27, 000. 00	27, 500. 00
Total under Medical Department.....	1, 528, 358. 00	1, 369, 417. 00

Recapitulation of estimates of appropriations for 1927, and of appropriations for 1926, by departments, etc.—Continued

Organization units	Estimates for 1927	Appropriations for 1926
CHAPTER XII.—WAR DEPARTMENT—Continued		
Bureau of Insular Affairs:		
Salaries.....	\$80,280.00	\$80,280.00
Care of insane Filipino and Porto Rican soldiers.....	950.00	950.00
Total under Bureau of Insular Affairs.....	81,230.00	81,230.00
Corps of Engineers:		
Salaries, office of the Chief of Engineers.....	118,000.00	118,000.00
Engineer depots.....	90,000.00	97,210.00
Engineer school.....	29,835.00	26,000.00
Engineer equipment of troops.....	62,305.00	62,305.00
Civilian assistants to Engineer officers.....		46,620.00
Engineer operations in the field.....	74,000.00	75,735.00
Military surveys and maps.....	80,000.00	52,600.00
Fortifications in the United States.....	336,200.00	411,024.00
Fortifications in insular possessions.....	101,100.00	133,595.00
Fortifications, Panama Canal.....	192,000.00	243,120.00
Total under Corps of Engineers.....	1,083,440.00	1,266,209.00
Ordnance Department:		
Salaries, office of the Chief of Ordnance.....	158,770.00	159,652.00
Ordnance service.....	1,066,500.00	1,185,000.00
Ordnance stores, ammunition.....	2,801,135.00	1,000,000.00
Ordnance stores and supplies.....	595,000.00	120,000.00
Manufacture of arms.....	300,000.00	389,000.00
Automatic rifles.....	363,000.00	188,000.00
Tanks.....	264,000.00	214,400.00
Field artillery armament.....	1,638,000.00	1,691,000.00
Proving grounds.....	171,000.00	190,000.00
Arsenals.....	707,500.00	793,150.00
Fortifications.....	1,417,422.00	1,613,600.00
Total under Ordnance Department.....	9,482,327.00	7,543,802.00
Chemical Warfare Service:		
Salaries, Office of Chief of Chemical Warfare Service.....	21,420.00	21,420.00
Chemical Warfare Service.....	1,207,980.00	907,980.00
Total under Chemical Warfare Service.....	1,229,400.00	929,400.00
Chief of Infantry:		
Infantry School, Camp Benning, Ga.....	33,858.00	37,620.00
Tank Service.....	25,018.00	27,840.00
Total under Chief of Infantry.....	58,876.00	65,460.00
Chief of Cavalry: Cavalry School, Fort Riley, Kans.....	17,172.00	19,080.00
Chief of Field Artillery: Field Artillery schools and instruction.....	20,938.00	22,820.00
Chief of Coast Artillery:		
Salaries.....	22,680.00	23,880.00
Coast Artillery School, Fort Monroe, Va.....	24,966.00	27,740.00
Fortifications in the United States.....	89,700.00	115,900.00
Fortifications in insular possessions.....	40,100.00	50,000.00
Fortifications, Panama Canal.....	148,700.00	90,000.00
Total under Chief of Coast Artillery.....	326,146.00	307,520.00
Military Academy:		
Pay.....	1,169,442.00	1,227,011.00
Maintenance.....	970,131.00	1,006,920.00
Public works.....	350,000.00	350,000.00
Total, Military Academy.....	2,489,573.00	2,583,931.00
Militia Bureau:		
Salaries.....	132,309.00	127,560.00
Arming, equipping, and training the National Guard.....	15,142,785.00	16,626,905.00
Arms, uniforms, and equipment, National Guard.....	5,404,292.00	3,119,281.00
Armory drill pay.....	10,147,866.00	9,990,000.00
Total under Militia Bureau.....	30,827,252.00	29,863,746.00
Organized Reserves.....	3,667,800.00	3,674,800.00

Recapitulation of estimates of appropriations for 1927, and of appropriations for 1926, by departments, etc.—Continued

Organization units	Estimates for 1927	Appropriations for 1926
CHAPTER XII.—WAR DEPARTMENT—Continued		
Citizens' military training:		
Reserve Officers' Training Corps.....	\$3, 911, 493. 00	\$3, 828, 020. 00
Supplies for schools and colleges.....	2, 607. 00	3, 000. 00
Citizens' military training camps.....	2, 595, 138. 00	2, 807, 471. 00
Total citizens' military training.....	6, 509, 238. 00	6, 638, 491. 00
National Board for Promotion of Rifle Practice:		
Supplies for rifle ranges for civilian instruction.....	45, 700. 00	95, 000. 00
National trophy and medals for rifle contests.....	7, 000. 00	7, 500. 00
Total under National Board for Promotion of Rifle Practice.....	52, 700. 00	102, 500. 00
Total, military activities, other than Regular Army.....	40, 924, 681. 00	40, 151, 977. 00
Total, military activities and departmental.....	261, 116, 650. 00	260, 757, 250. 00
NONMILITARY ACTIVITIES		
Finance Department: Annuities.....	4, 200. 00	4, 200. 00
Quartermaster Corps:		
National cemeteries.....	777, 860. 00	682, 725. 00
National military parks—		
Chickamauga and Chattanooga National Park.....	58, 265. 00	58, 265. 00
Gettysburg National Park.....	53, 600. 00	53, 600. 00
Guilford Courthouse National Military Park.....	9, 115. 00	9, 640. 00
Shiloh National Military Park.....	29, 163. 00	24, 000. 00
Vicksburg National Military Park.....	24, 000. 00	24, 000. 00
Preservation of birthplace of Lincoln.....	1, 700. 00	1, 700. 00
National monuments.....	21, 961. 00	
Total under national military parks.....	197, 804. 00	171, 205. 00
Total under Quartermaster Corps.....	975, 664. 00	853, 930. 00
Signal Corps: Washington-Alaska military cable and telegraph system.....	155, 167. 00	150, 900. 00
Medical Department:		
Artificial limbs.....	60, 000. 00	30, 000. 00
Trusses and appliances for disabled soldiers.....	1, 750. 00	1, 750. 00
Medical and Surgical History of the World War.....	16, 000. 00	19, 700. 00
Total under Medical Department.....	77, 750. 00	51, 450. 00
Corps of Engineers:		
Buildings and grounds, etc.: Improvements, birthplace of Washington, Wakefield, Va.....	1, 500. 00	13, 080. 00
Miscellaneous objects—		
Expenses, California Débris Commission.....	15, 000. 00	15, 565. 00
Construction and maintenance of roads, bridges, and trails, Alaska.....	600, 000. 00	900, 000. 00
Total, miscellaneous objects under Corps of Engineers.....	615, 000. 00	915, 565. 00
Rivers and harbors—		
Annual appropriations.....	40, 200, 000. 00	43, 315, 390. 00
Flood control.....	10, 400, 000. 00	10, 500, 000. 00
Permanent specific and indefinite appropriations.....	5, 437, 600. 00	5, 437, 600. 00
Total, rivers and harbors.....	56, 037, 600. 00	59, 252, 990. 00
Total under Corps of Engineers.....	56, 654, 100. 00	60, 181, 635. 00
Soldiers' homes:		
National Homes for Disabled Volunteer Soldiers.....	7, 640, 900. 00	7, 581, 200. 00
State and Territorial Homes for Disabled Soldiers and Sailors.....	570, 000. 00	640, 000. 00
Soldiers' home interest account.....	118, 000. 00	120, 000. 00
Soldiers' home permanent fund.....	690, 000. 00	690, 000. 00
Total under soldiers' homes.....	9, 018, 900. 00	9, 031, 200. 00
Total nonmilitary activities (exclusive of Panama Canal).....	66, 885, 781. 00	70, 273, 315. 00
Total military activities, including departmental.....	261, 116, 650. 00	260, 757, 250. 00
Total under War Department, exclusive of Panama Canal.....	328, 002, 431. 00	331, 030, 565. 00
Panama Canal.....	7, 639, 094. 00	8, 735, 366. 00
Total, War Department, including Panama Canal.....	335, 641, 525. 00	339, 765, 931. 00

Recapitulation of estimates of appropriations for 1927, and of appropriations for 1926, by departments, etc.—Continued

Organization units	Estimates for 1927	Appropriations for 1926
CHAPTER XIII.—DISTRICT OF COLUMBIA		
General fund:		
General government.....	\$1,760,000.00	\$1,670,000.00
Protection of life and property.....	5,920,000.00	5,800,000.00
Health and sanitation.....	3,020,000.00	3,000,000.00
Highways.....	2,136,000.00	2,100,000.00
Charities and corrections.....	3,993,700.00	3,400,000.00
Education.....	12,016,979.00	11,300,000.00
Recreation.....	1,965,000.00	1,900,000.00
Miscellaneous.....	345,000.00	334,000.00
Total, general fund.....	31,156,679.00	29,504,000.00
Public service enterprises.....	2,896,500.00	3,729,304.00
Trust and special funds.....	1,573,400.00	2,799,549.00
Total under District of Columbia.....	35,626,579.00	36,032,853.00
SUMMARY BY DEPARTMENTS		
Legislative establishment.....	16,498,381.70	14,915,001.80
Executive Office and independent establishments.....	505,709,859.25	459,820,459.00
Department of Agriculture.....	140,717,758.00	138,075,191.00
Department of Commerce.....	30,402,847.00	28,542,129.00
Interior Department.....	250,967,602.00	262,255,603.50
Department of Justice.....	24,367,027.00	24,205,822.00
Department of Labor.....	8,567,305.00	8,627,625.00
Navy Department.....	322,869,430.00	302,862,378.00
Post Office Department and Postal Service, payable from postal revenues.....	740,077,563.00	636,269,415.00
State Department.....	16,614,932.64	16,277,652.51
Treasury Department.....	1,468,147,112.07	¹ 1,474,136,999.50
War Department, including Panama Canal.....	335,641,525.00	339,765,931.00
District of Columbia.....	35,626,579.00	36,032,853.00
Total estimates and appropriations.....	3,896,207,921.66	² 3,741,787,060.31
Deduct Post Office Department and Postal Service, payable from postal revenues.....	740,077,563.00	636,269,415.00
Total payable from the Treasury.....	3,156,130,358.66	3,105,517,645.31
PERMANENT APPROPRIATIONS INCLUDED IN THE FOREGOING SUMMARY		
LEGISLATIVE		
Bequest of Gertrude M. Hubbard, Library of Congress: Interest account.....	800.00	800.00
INDEPENDENT OFFICES		
Smithsonian Institution, interest account.....	60,000.00	60,000.00
Relief of the indigent: Alaska fund.....	15,000.00	15,000.00
Federal Board for Vocational Education:		
Salaries and expenses.....	200,000.00	200,000.00
Cooperative vocational education in agriculture.....	3,027,000.00	3,027,000.00
Cooperative vocational education in trades and industries.....	3,050,000.00	3,050,000.00
Cooperative vocational education, teachers, etc.....	1,090,000.00	1,090,000.00
Federal Power Commission.....	3,000.00	4,500.00
Total permanent appropriations under independent offices.....	7,445,000.00	7,446,500.00
DEPARTMENT OF AGRICULTURE		
Meat inspection, Bureau of Animal Industry.....	3,000,000.00	3,000,000.00
Cooperative work, Forest Service.....	1,800,000.00	1,800,000.00
Refund to depositors, excess of deposits, national forests fund.....	100,000.00	75,000.00
Payments to States and Territories from the national forests fund.....	1,307,750.00	1,307,750.00
Roads and trails for States, national forests fund.....	523,000.00	523,000.00
Payments to school funds, Arizona and New Mexico, national forests fund.....	40,000.00	50,000.00
Cooperative construction, etc., of roads and trails, national forests.....	500.00	1,000,000.00
National Forest Reservation Commission.....	4,580,000.00	5,000.00
Cooperative agricultural extension work.....		4,580,000.00
Total permanent appropriations under Department of Agriculture.....	11,351,250.00	12,340,750.00
DEPARTMENT OF COMMERCE		
Miscellaneous.....	3,000.00	3,000.00

¹ Includes \$15,662,465 increase for revised public debt redemptions, and \$10,000,000 decrease for revised public debt interest.² Includes all appropriations made for the fiscal year 1926 to Mar. 4, 1925, including revised permanent and indefinite appropriations.

Recapitulation of estimates of appropriations for 1927, and of appropriations for 1926, by departments, etc.—Continued

Organization units	Estimates for 1927	Appropriations for 1926
PERMANENT APPROPRIATIONS INCLUDED IN THE FOREGOING SUMMARY—		
Continued		
INTERIOR DEPARTMENT		
Deposits by individuals for surveying public lands.....	\$45,000.00	\$70,000.00
Repayment for lands erroneously sold.....	65,000.00	70,000.00
Indemnity for swamp lands to States.....		100.00
Five, three, and two per cent funds to States (lands).....	15,000.00	10,000.00
Payments to States from receipts under oil leasing act.....	3,000,000.00	3,500,000.00
Colleges for agriculture and the mechanic arts.....	2,550,000.00	2,550,000.00
Public schools, Alaska fund.....	25,000.00	25,000.00
Proceeds of mineral or reserved lands, Tanana Valley, Alaska.....		500.00
Fees on certain Indian allotments.....		100.00
Alaskan reindeer fund.....	500.00	1,000.00
Reclamation fund, receipts from water-power licenses.....		8,257.50
Miscellaneous trust funds.....	236,000.00	286,000.00
Miscellaneous.....	5,500.00	10,500.00
Indian moneys, proceeds of labor.....	1,500,000.00	19,000,000.00
Miscellaneous trust funds of Indian tribes.....	17,211,900.00	1,500,000.00
Interest on Indian trust funds.....	800,000.00	850,000.00
Civilization of the Sioux Indians.....	185,000.00	200,000.00
Total permanent appropriations under Interior Department.....	25,638,900.00	28,081,457.50
DEPARTMENT OF LABOR		
Miscellaneous.....	25,000.00	25,000.00
NAVY DEPARTMENT		
Pay of the Navy and Marine Corps, deposit fund.....	460,000.00	500,000.00
Navy fines and forfeitures.....	200,000.00	450,000.00
Ships' stores profits, Navy.....	320,000.00	320,000.00
Naval Home, Philadelphia.....	164,350.00	190,000.00
Naval hospital fund.....	1,000,000.00	1,000,000.00
Miscellaneous.....	50.00	50.00
Total permanent appropriations under Navy Department.....	2,144,400.00	2,460,050.00
STATE DEPARTMENT		
Pay of consular officers for services to American vessels and seamen.....	10,000.00	5,000.00
Trust funds.....	20,000.00	20,000.00
Miscellaneous.....	106,139.74	106,139.74
Total permanent appropriations under State Department.....	136,139.74	131,139.74
TREASURY DEPARTMENT		
Recoinage of silver coins.....	195,000.00	150,000.00
Expenses of loans, act Sept. 24, 1917, as amended and extended.....	330,315.00	350,000.00
Preparation and issue of Federal reserve notes, reimbursable.....	1,809,500.00	1,541,720.00
Preparation, custody, and delivery of farm-loan bonds, reimbursable.....	71,000.00	75,000.00
Preparation, custody, and delivery of Federal intermediate credit bank securities, reimbursable.....	3,600.00	10,000.00
Refund of excessive duties.....	7,000,000.00	6,600,000.00
Debentures or drawbacks, bounties or allowances.....	13,000,000.00	13,000,000.00
Refunding moneys erroneously received and covered (customs).....	7,500.00	20,000.00
Refunding penalties or charges erroneously exacted (customs).....		
Proceeds of goods seized and sold (customs).....		
Refunding proceeds of unclaimed merchandise (customs).....		
Philippine special fund (customs).....	2,500.00	2,500.00
Contingent expenses, national currency, reimbursable.....	148,000.00	173,605.00
Salaries and expenses, national-bank examiners.....	2,300,000.00	2,250,000.00
Allowance or drawback (internal revenue).....	350,000.00	500,000.00
Redemption of stamps (internal revenue).....	775,000.00	625,000.00
Repayment of taxes erroneously collected under act of June 13, 1898.....	5,000.00	5,000.00
Philippine special fund (internal revenue).....	750,000.00	750,000.00
Porto Rico special fund (internal revenue).....	5,000.00	5,000.00
Additional income tax on railroads in Alaska.....	20,000.00	20,000.00
To promote the education of the blind (interest).....	10,000.00	10,000.00
Total permanent appropriations under Treasury Department, exclusive of public debt.....	26,782,415.00	26,087,825.00
Interest on the public debt.....	795,000,000.00	820,000,000.00

Recapitulation of estimates of appropriations for 1927, and of appropriations for 1926, by departments, etc.—Continued

Organization units	Estimates for 1927	Appropriations for 1926
PERMANENT APPROPRIATIONS INCLUDED IN THE FOREGOING SUMMARY—		
Continued		
TREASURY DEPARTMENT—continued		
Public-debt retirements from ordinary receipts:		
Sinking fund.....	\$339,423,648.44	\$325,304,445.00
Redemption of bonds, etc., received as repayments of principal by foreign governments.....	32,190,450.00	31,187,200.00
Redemption of bonds, etc., received as interest payments on obligations of foreign governments.....	142,969,300.00	142,936,950.00
Obligations retired from Federal reserve bank franchise tax receipts.....	500,000.00	500,000.00
Obligations retired from net earnings of Federal intermediate credit banks.....	500,000.00	500,000.00
Total public-debt retirements from ordinary receipts.....	515,583,398.44	500,428,595.00
Total permanent appropriations under Treasury Department, including public debt.....	1,337,365,813.44	1,346,516,420.00
WAR DEPARTMENT		
Pay of the Army, deposit fund.....	900,000.00	900,000.00
Soldiers' Home, permanent fund.....	690,000.00	690,000.00
Soldiers' Home, interest account.....	118,000.00	120,000.00
Preservation birthplace of Lincoln.....	1,700.00	1,700.00
Permanent International Commission of Congresses of Navigation.....	3,000.00	3,000.00
Operating and care of canals and other works of navigation.....	5,000,000.00	5,000,000.00
Removing sunken vessels or craft obstructing or endangering navigation.....	140,000.00	140,000.00
Removing obstructions in Mississippi, Atchafalaya, and Old Rivers.....	100,000.00	100,000.00
Operating snag and dredge boats on upper Mississippi, Illinois, and Minnesota Rivers.....	25,000.00	25,000.00
Operating snag boats on the Ohio River.....	50,000.00	50,000.00
Maintenance of channel, South Pass, Mississippi River.....	100,000.00	100,000.00
Gauging the waters of the Mississippi and its tributaries.....	9,600.00	9,600.00
Examination and surveys at South Pass, Mississippi River.....	10,000.00	10,000.00
Total permanent appropriations under War Department.....	7,147,300.00	7,149,300.00
DISTRICT OF COLUMBIA		
Refunding taxes.....	15,000.00	15,000.00
Extension of streets and avenues.....	15,000.00	15,000.00
Teachers' retirement fund.....	175,000.00	175,000.00
Industrial Home School funds.....	2,000.00	2,000.00
Miscellaneous trust-fund deposits.....	771,557.00	763,356.00
Washington redemption fund.....	125,000.00	125,000.00
Police and firemen's relief fund.....	450,000.00	450,000.00
Permit fund.....	20,000.00	20,000.00
Total permanent appropriations under District of Columbia.....	1,573,557.00	1,565,356.00
Total permanent appropriations.....	1,392,831,160.18	1,405,719,773.24

ESTIMATES OF APPROPRIATIONS

REQUIRED

FOR THE SERVICE OF THE FISCAL YEAR ENDING JUNE 30, 1927

General object (title of appropriation), date of acts, references to Statutes at Large, or to Revised Statutes, and estimated amount required for each detailed object	Total amount to be appropriated under each head of appropriation	Amount appropriated for the fiscal year ending June 30, 1926
CHAPTER I.—LEGISLATIVE ESTABLISHMENT		
UNITED STATES SENATE		
<i>Salaries and Mileage of Senators—</i>		
Salaries of Senators (<i>act Mar. 4, 1925, vol. 43, p. 1286</i>)	\$960, 000. 00	
Mileage of Senators (<i>same act</i>)	51, 000. 00	
	\$1, 011, 000. 00	\$771, 000. 00
<i>Salaries, Officers and Employees, Senate—</i>		
Office of the Vice President:		
Secretary to the Vice President (<i>acts May 24, 1924, vol. 43, pp. 147-149; Mar. 4, 1925, vol. 43, pp. 1286-1289</i>)	4, 200. 00	
Assistant clerk (<i>same acts</i>)	2, 080. 00	
Clerk (<i>same acts</i>)	1, 940. 00	
Messenger (<i>same acts</i>)	1, 310. 00	
Total	\$9, 530. 00	
Chaplain of the Senate (<i>same acts</i>)	1, 520. 00	
Total	\$1, 520. 00	
Office of the Secretary:		
Secretary of the Senate, including compensation as disbursing officer of salaries of Senators, and of contingent fund of the Senate (<i>same acts</i>)	6, 500. 00	
Assistant Secretary, Henry M. Rose (<i>same acts</i>)	5, 500. 00	
Chief Clerk, who shall perform the duties of reading clerk (<i>same acts</i>)	4, 500. 00	
Financial clerk (<i>same acts</i>)	4, 500. 00	
Principal clerk (<i>same acts</i>)	3, 420. 00	
Assistant financial clerk (<i>same acts</i>)	3, 600. 00	
Minute and Journal clerk (<i>same acts</i>)	3, 600. 00	
Legislative clerk (<i>same acts</i>)	3, 150. 00	
Librarian (<i>same acts</i>)	3, 000. 00	
Enrolling clerk (<i>same acts</i>)	3, 150. 00	
Printing clerk (<i>same acts</i>)	3, 000. 00	
Executive clerk (<i>same acts</i>)	2, 890. 00	
File clerk, chief bookkeeper, and assistant Journal clerk, at \$2,880 each (<i>same acts</i>)	8, 640. 00	
First assistant librarian, and keeper of stationery, at \$2,780 each (<i>same acts</i>)	5, 560. 00	
Assistant librarian (<i>same acts</i>)	2, 150. 00	
Skilled laborer (<i>same acts</i>)	1, 520. 00	
Three clerks, at \$2,880 each (<i>same acts</i>)	8, 640. 00	
Two clerks, at \$2,590 each (<i>same acts</i>)	5, 180. 00	
One clerk (<i>same acts</i>)	2, 460. 00	
One clerk (<i>same acts</i>)	2, 100. 00	
One clerk (<i>same acts</i>)	1, 770. 00	
Assistant keeper of stationery (<i>same acts</i>)	2, 360. 00	
Assistant in stationery room (<i>same acts</i>)	1, 520. 00	
Messenger in library (<i>same acts</i>)	1, 310. 00	
Special officer (<i>same acts</i>)	2, 150. 00	
Assistant messenger (<i>same acts</i>)	1, 520. 00	
Laborers: 4 at \$1,140 each; 2 at \$1,010 each; 1 in stationery room, at \$1,440 (<i>same acts</i>)	8, 020. 00	
Total	\$101, 710. 00	
Document Room:		
Superintendent (<i>same acts</i>)	3, 500. 00	
First assistant (<i>same acts</i>)	2, 880. 00	
Second assistant, in lieu of employee heretofore paid under Senate Resolution Numbered 90 (<i>same acts</i>)	2, 100. 00	
Two clerks, at \$1,770 each (<i>same acts</i>)	3, 540. 00	
Skilled laborer (<i>same acts</i>)	1, 520. 00	
Total	\$13, 540. 00	
Clerks and messengers to the following committees: Agriculture and Forestry—clerk, \$3,300; assistant clerk, \$2,150; assistant clerk, \$1,830; additional clerk, \$1,520. Appropriations—clerk, \$6,000; assistant clerk, \$3,300; assistant clerk, \$3,000; three assistant clerks, at \$2,700 each; two assistant clerks, at \$2,100 each; messenger, \$1,440. To Audit and		

Estimates of appropriations required for the service of the fiscal year ending June 30, 1927—Continued

General object (title of appropriation), date of acts, references to Statutes at Large, or to Revised Statutes, and estimated amount required for each detailed object	Total amount to be appropriated under each head of appropriation	Amount appropriated for the fiscal year ending June 30, 1926
<i>Salaries, Officers and Employees, Senate—Continued.</i>		
Control the Contingent Expenses of the Senate—clerk, \$3,300; assistant clerk, \$1,940; assistant clerk, \$1,830; additional clerk, \$1,520. Banking and Currency—clerk, \$3,300; assistant clerk, \$2,150; two assistant clerks, at \$1,830 each. Civil Service—clerk, \$3,300; assistant clerk, \$1,940; assistant clerk, \$1,830; additional clerk, \$1,520. Claims—clerk, \$3,300; assistant clerk, \$2,570; assistant clerk, \$2,360; two assistant clerks, at \$1,830 each. Commerce—clerk, \$3,300; assistant clerk, \$2,590; assistant clerk, \$2,150; assistant clerk, \$1,830. Conference Minority of the Senate—clerk, \$3,300; assistant clerk, \$2,150; two assistant clerks, at \$1,830 each. District of Columbia—clerk, \$3,300; assistant clerk, \$2,480; assistant clerk, \$1,830; additional clerk, \$1,520. Education and Labor—clerk, \$3,300; assistant clerk, \$2,150; assistant clerk, \$1,830; additional clerk, \$1,520. Enrolled Bills—clerk, \$3,300; assistant clerk, \$1,940; assistant clerk, \$1,830; additional clerk, \$1,520. Expenditures in the Executive Departments—clerk, \$3,300; assistant clerk, \$1,940; assistant clerk, \$1,830; additional clerk, \$1,520. Finance—clerk, \$3,600; special assistant to the committee, \$3,150; assistant clerk, \$2,590; assistant clerk, \$2,460; assistant clerk, \$1,940; two assistant clerks, at \$1,830 each; two experts (one for the majority and one for the minority), at \$2,360 each; messenger, \$1,520. Foreign Relations—clerk, \$3,300; assistant clerk, \$2,590; assistant clerk, \$2,150; assistant clerk, \$1,830; additional clerk, \$1,520; messenger, \$1,260. Immigration—clerk, \$3,300; assistant clerk, \$2,150; assistant clerk, \$1,830; additional clerk, \$1,520. Indian Affairs—clerk, \$3,300; assistant clerk, \$2,570; assistant clerk, \$2,040; assistant clerk, \$1,830; additional clerk, \$1,520. Interoceanic Canals—clerk, \$3,300; assistant clerk, \$2,150; assistant clerk, \$1,830; additional clerk, \$1,520. Interstate Commerce—clerk, \$3,300; two assistant clerks, at \$2,150 each; assistant clerk, \$1,830. Irrigation and Reclamation—clerk, \$3,300; assistant clerk, \$1,940; assistant clerk, \$1,830; additional clerk, \$1,520. Judiciary—clerk, \$3,300; assistant clerk, \$2,590; two assistant clerks, at \$2,150 each; assistant clerk, \$1,830. Library—clerk, \$3,300; assistant clerk, \$1,940; assistant clerk, \$1,830; additional clerk, \$1,520. Manufactures—clerk, \$3,300; assistant clerk, \$2,040; assistant clerk, \$1,830; additional clerk, \$1,520. Military Affairs—clerk, \$3,300; assistant clerk, \$2,590; additional clerk, \$1,940; three assistant clerks, at \$1,830 each. Mines and Mining—clerk, \$3,300; assistant clerk, \$1,940; assistant clerk, \$1,830; additional clerk, \$1,520. Naval Affairs—clerk, \$3,300; assistant clerk, \$2,590; assistant clerk, \$1,940; two assistant clerks, at \$1,830 each. Patents—clerk, \$3,300; assistant clerk, \$1,940; assistant clerk, \$1,830; additional clerk, \$1,520. Pensions—clerk, \$3,300; assistant clerk, \$2,150; four assistant clerks, at \$1,830 each. Post Offices and Post Roads—clerk, \$3,300; assistant clerk, \$2,460; three assistant clerks, at \$1,830 each. Printing—clerk, \$3,300; assistant clerk, \$2,150; assistant clerk, \$1,830; additional clerk, \$1,520. Privileges and Elections—clerk, \$3,300; assistant clerk, \$2,040; assistant clerk, \$1,830; additional clerk, \$1,520. Public Buildings and Grounds—clerk, \$3,300; assistant clerk, \$2,040; assistant clerk, \$1,830; additional clerk, \$1,520. Public Lands and Surveys—clerk, \$3,300; assistant clerk, \$2,360; assistant clerk, \$2,150; two assistant clerks, at \$1,830 each. Revision of the Laws—clerk, \$3,300; assistant clerk, \$1,940; assistant clerk, \$1,830; additional clerk, \$1,520. Rules—clerk, \$3,300; to include full compensation for the preparation biennially of the Senate Manual under the direction of the Committee on Rules; two assistant clerks, at \$2,150 each; assistant clerk, \$1,830; additional clerk, \$1,520. Territories and Insular Possessions—clerk, \$3,300; assistant clerk, \$1,940; assistant clerk, \$1,830; additional clerk, \$1,520 (<i>acts May 24, 1924, vol. 43, pp. 147-149; Mar. 4, 1925, vol. 43, pp. 1286-1289; Mar. 4, 1925, vol. 43, p. 1313</i>)-----	\$371, 370. 00	
Clerical assistance to Senators: For clerical assistance to Senators who are not chairmen of the committees specifically provided for herein: Seventy clerks at \$3,300 each, seventy assistant clerks at \$1,940 each, seventy assistant clerks at \$1,830 each, \$494,900: <i>Provided</i> , That such clerks and assistant clerks shall be ex officio clerks and assistant clerks of any committee of which their Senator is chairman; seventy additional clerks at \$1,520 each, one for each Senator having no more than one clerk and two assistant clerks for himself or for the committee of which he is chairman, and messenger, \$1,520; \$107,920; in all (<i>same acts</i>)-----	602, 820. 00	
Office of Sergeant at Arms and Doorkeeper:		
Sergeant at Arms and Doorkeeper (<i>same acts</i>)-----	6, 500. 00	
Assistant doorkeeper (<i>same acts</i>)-----	4, 200. 00	
Acting assistant doorkeeper (<i>same acts</i>)-----	4, 200. 00	
Two floor assistants, at \$3,600 each (<i>same acts</i>)-----	7, 200. 00	
Messengers, 5 (acting as assistant doorkeepers), including one for minority, at \$2,150 each (<i>same acts</i>)-----	10, 750. 00	
Thirty-eight messengers, including one for minority, at \$1,770 each (<i>same acts</i>)-----	67, 260. 00	
Messenger (<i>same acts</i>)-----	1, 310. 00	
Messenger at card door (<i>same acts</i>)-----	1, 940. 00	
Clerk on Journal work for Congressional Record, to be selected by the official reporters (<i>same acts</i>)-----	2, 800. 00	

Estimates of appropriations required for the service of the fiscal year ending June 30, 1927—Continued

General object (title of appropriation), date of acts, references to Statutes at Large, or to Revised Statutes, and estimated amount required for each detailed object	Total amount to be appropriated under each head of appropriation	Amount appropriated for the fiscal year ending June 30, 1926
Salaries, Officers and Employees, Senate—Continued.		
Office of Sergeant at Arms and Doorkeeper—Continued.		
Deputy Sergeant at Arms and storekeeper (<i>acts May 24, 1924, vol. 43, pp. 147-149; Mar. 4, 1925, vol. 43, pp. 1286-1289</i>)	\$3,600.00	
Stenographer in charge of furniture accounts and records (<i>same acts</i>)	1,520.00	
Upholsterer and locksmith (<i>same acts</i>)	2,100.00	
Cabinetmaker (<i>same acts</i>)	1,800.00	
Three carpenters, at \$1,800 each (<i>same acts</i>)	5,400.00	
Janitor (<i>same acts</i>)	1,520.00	
Five skilled laborers, at \$1,310 each (<i>same acts</i>)	6,550.00	
Laborer in charge of private passage (<i>same acts</i>)	1,340.00	
Three female attendants in charge of ladies' retiring rooms, at \$1,240 each (<i>same acts</i>)	3,720.00	
Three attendants to women's toilet rooms, Senate Office Building, at \$1,010 each (<i>same acts</i>)	3,030.00	
Chief telephone operator (<i>same acts</i>)	2,040.00	
Four telephone operators, at \$1,200 each (<i>same acts</i>)	4,800.00	
Night telephone operator (<i>same acts</i>)	1,010.00	
Telephone page (<i>same acts</i>)	1,010.00	
Laborer in charge of Senate toilet rooms in old library space (<i>same acts</i>)	950.00	
Superintendent of press gallery (<i>same acts</i>)	2,740.00	
Assistant superintendent of press gallery (<i>same acts</i>)	1,840.00	
Messenger for service to press correspondents (<i>same acts</i>)	1,240.00	
Three laborers, at \$1,100 each (<i>same acts</i>)	3,300.00	
Thirty-four laborers, at \$1,010 each (<i>same acts</i>)	34,340.00	
Twenty-one pages for the Senate Chamber, at the rate of \$3.30 per day each during the session, 116 days (<i>same acts</i>)	8,038.80	
Total	\$198,048.80	
For police force for Senate Office Building, under the Sergeant at Arms:		
Sixteen privates, at \$1,360 each (<i>same acts</i>)	21,760.00	
Special officer (<i>same acts</i>)	1,520.00	
Total	\$23,280.00	
Post office:		
Postmaster (<i>same acts</i>)	2,740.00	
Chief clerk (<i>same acts</i>)	2,150.00	
Eight mail carriers and one wagon master, at \$1,520 each (<i>same acts</i>)	13,680.00	
Three riding pages, at \$1,220 each (<i>same acts</i>)	3,660.00	
Total	\$22,230.00	
Folding room:		
Superintendent (<i>same acts</i>)	2,400.00	
Foreman (<i>same acts</i>)	1,940.00	
Assistant (<i>same acts</i>)	1,730.00	
Clerk (<i>same acts</i>)	1,520.00	
Seven folders, at \$1,310 each (<i>same acts</i>)	9,170.00	
Seven folders, at \$1,140 each (<i>same acts</i>)	7,980.00	
Total	\$24,740.00	
	\$1,368,788.80	\$1,375,025.80
Reporting Debates and Proceedings, Senate—		
For reporting the debates and proceedings of the Senate, payable in equal monthly installments (<i>act Mar. 4, 1925, vol. 43, p. 1289</i>)	44,844.00	44,844.00
Contingent Expenses, Senate—		
For stationery for Senators and the President of the Senate, including \$7,500 for stationery for committees and officers of the Senate (<i>act Mar. 4, 1925, vol. 43, p. 1289</i>)	25,000.00	25,000.00
Postage stamps: For the office of the Secretary, \$200; office of Sergeant at Arms, \$100; in all (<i>same act</i>)	300.00	300.00
For maintaining, exchanging, and equipping motor vehicles for carrying the mails and for official use of the offices of the Secretary and Sergeant at Arms (<i>same act</i>)	10,000.00	10,000.00
For driving, maintenance, and operation of automobile for the Vice President (<i>same act</i>)	3,500.00	3,500.00
For materials for folding (<i>same act</i>)	1,500.00	1,500.00
For folding speeches and pamphlets, at a rate not exceeding \$1 per thousand (<i>same act</i>)	10,000.00	10,000.00
For fuel, oil, cotton waste, and advertising, exclusive of labor (<i>same act</i>)	2,000.00	2,000.00
For purchase of furniture (<i>same act</i>)	5,000.00	5,000.00
For materials for furniture and repairs of same, exclusive of labor (<i>same act</i>)	3,000.00	3,000.00
For services in cleaning, repairing, and varnishing furniture (<i>same act</i>)	2,000.00	2,000.00
For packing boxes (<i>same act</i>)	970.00	970.00
For rent of warehouse for storage of public documents (<i>same act</i>)	2,000.00	2,000.00
For miscellaneous items, exclusive of labor (<i>same act</i>)	125,000.00	125,000.00
For expenses of inquiries and investigations ordered by the Senate, including compensation to stenographers of committees, at such rate as may be fixed by the Committee to Audit and Control the Contingent Expenses of the Senate, but not exceeding 25 cents per 100 words (<i>same act</i>)	150,000.00	150,000.00
For Senate kitchens and restaurants (<i>same act</i>)	35,000.00	35,000.00
Total, Senate	2,799,902.80	2,566,139.80

Estimates of appropriations required for the service of the fiscal year ending June 30, 1927—Continued

General object (title of appropriation), date of acts, references to Statutes at Large, or to Revised Statutes, and estimated amount required for each detailed object	Total amount to be appropriated under each head of appropriation	Amount appropriated for the fiscal year ending June 30, 1926
HOUSE OF REPRESENTATIVES		
<i>Salaries and Mileage, Members and Delegates, House of Representatives—</i>		
For compensation of Members of the House of Representatives, Delegates from Territories, the Resident Commissioner from Porto Rico, and the Resident Commissioners from the Philippine Islands (<i>act Mar. 4, 1925, vol. 43, p. 1289</i>)	\$4,407,500.00	
For mileage of Representatives and Delegates and expenses of Resident Commissioners (<i>same act</i>)	175,000.00	
	\$4,582,500.00	\$3,479,500.00
<i>Salaries, Officers and Employees, House of Representatives—</i>		
Office of the Speaker:		
Secretary to Speaker (<i>acts May 24, 1924, vol. 43, pp. 149-152; Mar. 4, 1925, vol. 43, pp. 1289-1293</i>)	4,200.00	
Clerk to the Speaker's table (<i>same acts</i>)	3,600.00	
For preparing Digest of Rules (<i>same acts</i>)	1,000.00	
Clerk to the Speaker (<i>same acts</i>)	1,940.00	
Messenger to the Speaker's table (<i>same acts</i>)	1,520.00	
Messenger to the Speaker (<i>same acts</i>)	1,440.00	
Total	\$13,700.00	
Chaplain:		
For Chaplain (<i>same acts</i>)	1,520.00	
Total	\$1,520.00	
Office of the Clerk:		
Clerk of the House of Representatives, including compensation as disbursing officer of the contingent fund (<i>same acts</i>)	6,500.00	
Journal clerk and two reading clerks, at \$4,200 each (<i>same acts</i>)	12,600.00	
Disbursing clerk (<i>same acts</i>)	3,570.00	
Tally clerk (<i>same acts</i>)	3,470.00	
File clerk (<i>same acts</i>)	3,420.00	
Enrolling clerk, \$3,200 and \$1,000 additional so long as the position is held by the present incumbent (<i>same acts</i>)	4,200.00	
Property custodian and superintendent of furniture and repair shop, who shall be a skilled cabinetmaker or upholsterer and experienced in the construction and purchase of furniture (<i>same acts</i>)	3,600.00	
Two assistant custodians, at \$3,000 each (<i>same acts</i>)	6,000.00	
Chief bill clerk (<i>same acts</i>)	3,150.00	
Assistant enrolling clerk (<i>same acts</i>)	2,880.00	
Assistant to disbursing clerk (<i>same acts</i>)	2,780.00	
Stationery clerk (<i>same acts</i>)	2,570.00	
Librarian (<i>same acts</i>)	2,460.00	
Assistant librarian (<i>same acts</i>)	2,240.00	
Assistant file clerk (<i>same acts</i>)	2,250.00	
Assistant librarian, and assistant Journal clerk, at \$2,150 each (<i>same acts</i>)	4,300.00	
Clerks, one \$2,150, three at \$2,020 each (<i>same acts</i>)	8,210.00	
Bookkeeper, and assistant in disbursing office, at \$1,940 each (<i>same acts</i>)	3,880.00	
Four assistants to chief bill clerk, at \$1,830 each (<i>same acts</i>)	7,320.00	
Stenographer to the Clerk (<i>same acts</i>)	1,730.00	
Locksmith and typewriter repairer (<i>same acts</i>)	1,620.00	
Messenger and clock repairer (<i>same acts</i>)	1,520.00	
Assistant in stationery room (<i>same acts</i>)	1,520.00	
Three messengers, at \$1,410 each (<i>same acts</i>)	4,230.00	
Stenographer to Journal clerk (<i>same acts</i>)	1,310.00	
Ten telephone operators, at \$1,200 each (increase of 1 submitted) (<i>same acts</i>)	12,000.00	
Four session telephone operators, at \$100 per month each from December 1, 1926, to March 31, 1927 (increase of 1 submitted) (<i>same acts</i>)	1,600.00	
Substitute telephone operator when required, at \$3.30 per day (<i>same acts</i>)	500.00	
Laborers:		
Three at \$1,200 each (<i>same acts</i>)	3,600.00	
Nine at \$1,010 each (<i>same acts</i>)	9,090.00	
For the purchase, exchange, operation, maintenance and repair of motor vehicle (<i>same acts</i>)	1,200.00	
Total	\$125,320.00	
Committee employees:		
Clerks, messengers, and janitors to the following committees:		
Accounts:		
Clerk (<i>same acts</i>)	2,880.00	
Assistant clerk (<i>same acts</i>)	2,150.00	
Janitor (<i>same acts</i>)	1,310.00	
Agriculture:		
Clerk (<i>same acts</i>)	2,880.00	
Assistant clerk (<i>same acts</i>)	2,150.00	
Janitor (<i>same acts</i>)	1,310.00	

Estimates of appropriations required for the service of the fiscal year ending June 30, 1927—Continued

General object (title of appropriation), date of acts, references to Statutes at Large, or to Revised Statutes, and estimated amount required for each detailed object	Total amount to be appropriated under each head of appropriation	Amount appropriated for the fiscal year ending June 30, 1926
Salaries, Officers and Employees, House of Representatives—Continued.		
Committee employees—Continued.		
Clerks, messengers, and janitors to the following committees—Continued.		
Appropriations:		
Clerk, \$5,000, and \$1,000 additional so long as the position is held by the present incumbent (<i>acts May 24, 1924, vol. 43, pp. 149-152; Mar. 4, 1925, vol. 43, pp. 1289-1293</i>)	\$6,000.00	
Assistant clerk (<i>same acts</i>)	4,000.00	
Six assistant clerks, at \$3,000 each (<i>same acts</i>)	18,000.00	
Assistant clerk (<i>same acts</i>)	2,440.00	
Janitor (<i>same acts</i>)	1,440.00	
Banking and Currency:		
Clerk (<i>same acts</i>)	2,360.00	
Assistant clerk (<i>same acts</i>)	1,520.00	
Janitor (<i>same acts</i>)	1,010.00	
Census:		
Clerk (<i>same acts</i>)	2,360.00	
Janitor (<i>same acts</i>)	1,010.00	
Civil Service:		
Clerk (<i>same acts</i>)	2,360.00	
Janitor (<i>same acts</i>)	1,010.00	
Claims:		
Clerk (<i>same acts</i>)	2,880.00	
Assistant clerk (<i>same acts</i>)	1,520.00	
Janitor (<i>same acts</i>)	1,010.00	
Coinage, Weights, and Measures:		
Clerk (<i>same acts</i>)	2,360.00	
Janitor (<i>same acts</i>)	1,010.00	
Disposition of Useless Executive Papers:		
Clerk (<i>same acts</i>)	2,360.00	
District of Columbia:		
Clerk (<i>same acts</i>)	2,880.00	
Assistant clerk (<i>same acts</i>)	2,150.00	
Janitor (<i>same acts</i>)	1,010.00	
Education:		
Clerk (<i>same acts</i>)	2,360.00	
Election of President, Vice President, and Representatives in Congress:		
Clerk (<i>same acts</i>)	2,360.00	
Elections No. 1:		
Clerk (<i>same acts</i>)	2,360.00	
Janitor (<i>same acts</i>)	1,010.00	
Elections No. 2:		
Clerk (<i>same acts</i>)	2,360.00	
Janitor (<i>same acts</i>)	1,010.00	
Elections No. 3:		
Clerk (<i>same acts</i>)	2,360.00	
Janitor (<i>same acts</i>)	1,010.00	
Enrolled Bills:		
Clerk (<i>same acts</i>)	2,360.00	
Janitor (<i>same acts</i>)	1,010.00	
Flood control:		
Clerk (<i>same acts</i>)	2,360.00	
Janitor (<i>same acts</i>)	1,010.00	
Foreign Affairs:		
Clerk (<i>same acts</i>)	2,880.00	
Assistant clerk (<i>same acts</i>)	2,150.00	
Janitor (<i>same acts</i>)	1,010.00	
Immigration and Naturalization:		
Clerk (<i>same acts</i>)	2,360.00	
Janitor (<i>same acts</i>)	1,010.00	
Indian Affairs:		
Clerk (<i>same acts</i>)	2,880.00	
Assistant clerk (<i>same acts</i>)	2,150.00	
Janitor (<i>same acts</i>)	1,010.00	
Industrial Arts and Expositions:		
Clerk (<i>same acts</i>)	2,360.00	
Janitor (<i>same acts</i>)	1,010.00	
Insular Affairs:		
Clerk (<i>same acts</i>)	2,360.00	
Janitor (<i>same acts</i>)	1,010.00	
Interstate and Foreign Commerce:		
Clerk (<i>same acts</i>)	2,880.00	
Additional clerk (<i>same acts</i>)	2,360.00	
Assistant clerk (<i>same acts</i>)	1,830.00	
Janitor (<i>same acts</i>)	1,340.00	
Irrigation and Reclamation:		
Clerk (<i>same acts</i>)	2,360.00	
Janitor (<i>same acts</i>)	1,010.00	

Estimates of appropriations required for the service of the fiscal year ending June 30, 1927—Continued

General object (title of appropriation), date of acts, references to Statutes at Large, or to Revised Statutes, and estimated amount required for each detailed object	Total amount to be appropriated under each head of appropriation	Amount appropriated for the fiscal year ending June 30, 1926
<i>Salaries, Officers and Employees, House of Representatives—Continued.</i>		
Committee employees—Continued.		
Clerks, messengers, and janitors to the following committees—Continued.		
Invalid Pensions:		
Clerk (acts May 24, 1924, vol. 43, pp. 149-152; Mar. 4, 1925, vol. 43, pp. 1289-1293)	\$2, 880. 00	
Stenographer (same acts)	2, 560. 00	
Assistant clerk (same acts)	2, 360. 00	
Janitor (same acts)	1, 240. 00	
Judiciary:		
Clerk (same acts)	2, 880. 00	
Assistant clerk (same acts)	1, 940. 00	
Janitor (same acts)	1, 240. 00	
Labor:		
Clerk (same acts)	2, 360. 00	
Janitor (same acts)	1, 010. 00	
Library:		
Clerk (same acts)	2, 360. 00	
Janitor (same acts)	1, 010. 00	
Merchant Marine and Fisheries:		
Clerk (same acts)	2, 360. 00	
Janitor (same acts)	1, 010. 00	
Military Affairs:		
Clerk (same acts)	2, 880. 00	
Assistant clerk (same acts)	1, 830. 00	
Janitor (same acts)	1, 310. 00	
Mines and Mining:		
Clerk (same acts)	2, 360. 00	
Janitor (same acts)	1, 010. 00	
Naval Affairs:		
Clerk (same acts)	2, 880. 00	
Assistant clerk (same acts)	1, 830. 00	
Janitor (same acts)	1, 310. 00	
Patents:		
Clerk (same acts)	2, 360. 00	
Janitor (same acts)	1, 010. 00	
Pensions:		
Clerk (same acts)	2, 880. 00	
Assistant clerk (same acts)	1, 940. 00	
Janitor (same acts)	1, 010. 00	
Post Office and Post Roads:		
Clerk (same acts)	2, 880. 00	
Assistant clerk (same acts)	1, 730. 00	
Janitor (same acts)	1, 310. 00	
Printing:		
Clerk (same acts)	2, 360. 00	
Janitor (same acts)	1, 310. 00	
Public Buildings and Grounds:		
Clerk (same acts)	2, 880. 00	
Assistant clerk (same acts)	1, 520. 00	
Janitor (same acts)	1, 010. 00	
Public Lands:		
Clerk (same acts)	2, 360. 00	
Assistant clerk (same acts)	1, 520. 00	
Janitor (same acts)	1, 010. 00	
Revision of the Laws:		
Clerk (same acts)	3, 000. 00	
Janitor (same acts)	1, 010. 00	
Rivers and Harbors:		
Clerk (same acts)	2, 880. 00	
Assistant clerk (same acts)	2, 150. 00	
Janitor (same acts)	1, 310. 00	
Roads:		
Clerk (same acts)	2, 360. 00	
Janitor (same acts)	1, 010. 00	
Rules:		
Clerk (same acts)	2, 360. 00	
Assistant clerk (same acts)	1, 830. 00	
Janitor (same acts)	1, 010. 00	
Territories:		
Clerk (same acts)	2, 360. 00	
Janitor (same acts)	1, 010. 00	
War Claims:		
Clerk (same acts)	2, 880. 00	
Assistant clerk (same acts)	1, 520. 00	
Janitor (same acts)	1, 010. 00	

Estimates of appropriations required for the service of the fiscal year ending June 30, 1927—Continued

General object (title of appropriation), date of acts, references to Statutes at Large, or to Revised Statutes, and estimated amount required for each detailed object	Total amount to be appropriated under each head of appropriation	Amount appropriated for the fiscal year ending June 30, 1926
Salaries, Officers and Employees, House of Representatives—Continued.		
Committee employees—Continued.		
Clerks, messengers, and janitors to the following committees—Continued.		
Ways and Means:		
Clerk (<i>acts May 24, 1924, vol. 43, pp. 149-152; Mar. 4, 1925, vol. 43, pp. 1289-1293</i>)	\$3, 600. 00	
Assistant clerk and stenographer (<i>same acts</i>)	2, 360. 00	
Assistant clerk (<i>same acts</i>)	2, 250. 00	
Clerk for the minority (<i>submitted</i>)	2, 880. 00	
Janitors—one \$1,310, one \$1,010 (<i>same acts</i>)	2, 320. 00	
World War Veterans' Legislation:		
Clerk (<i>same acts</i>)	2, 880. 00	
Assistant clerk (<i>same acts</i>)	2, 150. 00	
Total	\$244, 730. 00	
Office of Sergeant at Arms:		
Sergeant at Arms (<i>acts May 24, 1924, vol. 43, pp. 149-152; Mar. 4, 1925, vol. 43, pp. 1289-1293</i>)	6, 500. 00	
Deputy Sergeant at Arms (<i>same acts</i>)	2, 880. 00	
Cashier (<i>same acts</i>)	4, 000. 00	
Two bookkeepers, at \$2,640 each (<i>same acts</i>)	5, 280. 00	
Deputy Sergeant at Arms in charge of pairs (<i>same acts</i>)	2, 150. 00	
Pair clerk and messenger (<i>same acts</i>)	2, 150. 00	
Messenger (<i>same acts</i>)	1, 730. 00	
Stenographer and typewriter (<i>same acts</i>)	1, 200. 00	
Skilled laborer (<i>same acts</i>)	1, 140. 00	
Hire of automobile (<i>same acts</i>)	600. 00	
Total	\$27, 630. 00	
For police force, House Office Building, under the Sergeant at Arms:		
Lieutenant (<i>same acts</i>)	1, 520. 00	
Nineteen privates, at \$1,360 each (<i>same acts</i>)	25, 840. 00	
Total	\$27, 360. 00	
Office of Doorkeeper:		
Doorkeeper (<i>acts May 24, 1924, vol. 43, pp. 149-152; Mar. 4, 1925, vol. 43, pp. 1289-1293</i>)	5, 000. 00	
Special employee (increase of \$460 submitted; H. Res. Mar. 3, 1925) (<i>same acts</i>)	2, 500. 00	
Superintendent of House press gallery (<i>same acts</i>)	2, 240. 00	
Assistant to the superintendent of House press gallery (<i>same acts</i>)	1, 520. 00	
Janitor (<i>same acts</i>)	2, 040. 00	
Messengers—seventeen, at \$1,500 each (<i>same acts</i>)	25, 500. 00	
Fourteen on soldiers' roll, at \$1,520 each (<i>same acts</i>)	21, 280. 00	
Laborers—seventeen, at \$1,010 each (<i>same acts</i>)	17, 170. 00	
Two known as cloakroom men, at \$1,140 each (<i>same acts</i>)	2, 280. 00	
Eight known as cloakroom men, one at \$1,010, and seven at \$890 each (<i>same acts</i>)	7, 240. 00	
Two female attendants in ladies' retiring rooms, at \$1,440 each (<i>same acts</i>)	2, 880. 00	
Attendant in ladies' reception room (<i>same acts</i>)	1, 200. 00	
Superintendent of folding room (<i>same acts</i>)	2, 880. 00	
Foreman of folding room (<i>same acts</i>)	2, 340. 00	
Chief clerk to superintendent of folding room (<i>same acts</i>)	2, 150. 00	
Three clerks, at \$1,940 each (<i>same acts</i>)	5, 820. 00	
Janitor (<i>same acts</i>)	1, 010. 00	
Laborer (<i>same acts</i>)	1, 010. 00	
Thirty-one folders, at \$1,200 each (<i>same acts</i>)	37, 200. 00	
Shipping clerk (<i>same acts</i>)	1, 520. 00	
Two drivers, at \$1,140 each (<i>same acts</i>)	2, 280. 00	
Two chief pages, at \$1,740 each (<i>same acts</i>)	3, 480. 00	
Two telephone pages, at \$1,440 each (<i>same acts</i>)	2, 880. 00	
Two floor managers of telephones (one for the minority), at \$2,400 each (<i>same acts</i>)	4, 800. 00	
Assistant messenger in charge of telephones (<i>same acts</i>)	1, 830. 00	
Forty-one pages during the session, including ten pages for duty at the entrances to the Hall of the House, at \$3.30 per day each (<i>same acts</i>)	16, 371. 30	
Press gallery page (<i>same acts</i>)	1, 200. 00	
Superintendent of document room (<i>same acts</i>)	3, 050. 00	
Assistant superintendent of document room (<i>same acts</i>)	2, 460. 00	
Clerk (<i>same acts</i>)	2, 040. 00	
Assistant clerk (<i>same acts</i>)	1, 940. 00	
Eight assistants, at \$1,600 each (<i>same acts</i>)	12, 800. 00	
Janitor (<i>same acts</i>)	1, 220. 00	
Messenger to press room (<i>same acts</i>)	1, 310. 00	
Maintenance and repair of folding room motor truck (<i>same acts</i>)	500. 00	
Total	\$202, 941. 30	
Special and minority employees:		
For the employment of Joel Grayson in the Document room (<i>acts May 24, 1924, vol. 43, pp. 149-152; Mar. 4, 1925, vol. 43, pp. 1289-1293</i>)	2, 740. 00	
For six minority employees at \$2,150 each, authorized and named in the resolution of December 5, 1923	12, 900. 00	
To continue employment of the assistant foreman of the folding room, authorized in the resolution of September 30, 1913	1, 737. 40	

Estimates of appropriations required for the service of the fiscal year ending June 30, 1927—Continued

General object (title of appropriation), date of acts, references to Statutes at Large, or to Revised Statutes, and estimated amount required for each detailed object	Total amount to be appropriated under each head of appropriation	Amount appropriated for the fiscal year ending June 30, 1926
<i>Salaries, Officers and Employees, House of Representatives—Continued.</i>		
Special and minority employees—Continued.		
To continue employment of the person named in the resolution of April 28, 1914, as a laborer.....	\$1, 140. 00	
To continue employment of the laborer authorized and named in the resolution of December 19, 1901.....	1, 140. 00	
Successors to any of the employees provided for in the five preceding paragraphs may be named by the House of Representatives at any time.		
Clerk, under the direction of the Clerk of the House, named in the resolution of February 13, 1923.....	2, 740. 00	
Total.....	\$22, 397. 40	
Office of majority floor leader:		
Legislative clerk (acts May 24, 1924, vol. 43, pp. 149-152; Mar. 4, 1925, vol. 43, pp. 1289-1293).....	3, 600. 00	
Clerk (same acts).....	2, 880. 00	
Assistant clerk (same acts).....	1, 830. 00	
Janitor (same acts).....	1, 310. 00	
Total.....	\$9, 620. 00	
Conference minority:		
Clerk (same acts).....	2, 880. 00	
Assistant clerk (same acts).....	1, 830. 00	
Janitor (same acts).....	1, 310. 00	
The foregoing employees to be appointed by the minority leader.		
Total.....	\$6, 020. 00	
To continue the employment of messengers in the majority and minority caucus rooms, to be appointed by the majority and minority whips, respectively, at \$1,520 each (same acts).....	3, 040. 00	
Post office:		
Postmaster (acts May 24, 1924, vol. 43, pp. 148-152; Mar. 4, 1925, vol. 43, pp. 1289-1293).....	4, 200. 00	
Assistant postmaster (same acts).....	2, 570. 00	
Registry and money-order clerk (same acts).....	1, 830. 00	
Thirty-four messengers (including one to superintend transportation of mails), at \$1,520 each (same acts).....	51, 680. 00	
For the employment of substitute messengers, and extra services of regular employees at the rate of not to exceed \$125 per month each (same acts).....	1, 000. 00	
Laborer (same acts).....	1, 010. 00	
Total.....	\$62, 290. 00	
For the purchase, exchange, maintenance, and repair of motor vehicles for carrying the mails (same acts).....	3, 400. 00	
Official reporters of debates:		
Six official reporters of the proceedings and debates of the House, at \$6,000 each (same acts).....	36, 000. 00	
Assistant (same acts).....	3, 000. 00	
Six expert transcribers, at \$1,520 each (same acts).....	9, 120. 00	
Janitor (same acts).....	1, 220. 00	
Total.....	\$49, 340. 00	
Committee stenographers:		
Four stenographers to committees, at \$6,000 each (same acts).....	24, 000. 00	
Janitor (same acts).....	1, 220. 00	
Total.....	\$25, 220. 00	
Total salaries of officers and employees.....	\$824, 528. 70	\$835, 805. 20
Wherever the words "during the session" occur in the foregoing paragraphs they shall be construed to mean the one hundred and twenty-one days from December 1, 1926, to March 31, 1927, inclusive.		
<i>Clerk Hire, Members and Delegates, House of Representatives—</i>		
For clerk hire necessarily employed by each Member, Delegate, and Resident Commissioner in the discharge of his official and representative duties (acts May 24, 1924, vol. 43, p. 152; Mar. 4, 1925, vol. 43, p. 1293).....	1, 760, 000. 00	1, 760, 000. 00
<i>Contingent Expenses, House of Representatives—</i>		
For miscellaneous items and expenses of special and select committees, exclusive of salaries and labor, unless specifically ordered by the House of Representatives, and including reimbursement to the official stenographers to committees for the amounts actually and necessarily paid out by them for transcribing hearings (act Mar. 4, 1925, vol. 43, pp. 1293-1294).....	190, 000. 00	
For materials for folding (same act).....	5, 000. 00	
For furniture and materials for repairs of the same, including not to exceed \$13,000 for labor, tools, and machinery for furniture repair shops (same act).....	28, 000. 00	
For stationery for Representatives, Delegates, and Resident Commissioners, including \$5,000 for stationery for the use of the committees and officers of the House (same act).....	60, 000. 00	
For postage stamps:		
Postmaster (same act).....	250. 00	
Clerk (same act).....	450. 00	

Estimates of appropriations required for the service of the fiscal year ending June 30, 1927—Continued

General object (title of appropriation), date of acts, references to Statutes at Large, or to Revised Statutes, and estimated amount required for each detailed object	Total amount to be appropriated under each head of appropriation	Amount appropriated for the fiscal year ending June 30, 1926
Contingent Expenses, House of Representatives—Continued.		
For postage stamps—Continued.		
Sergeant at Arms (<i>act Mar. 4, 1925, vol. 43, pp. 1293-1294</i>)-----	\$300. 00	
Doorkeeper (<i>same act</i>)-----	150. 00	
Total-----	\$1,150.00	
For driving, maintenance, repair, and operation of an automobile for the Speaker (<i>same act</i>)-----	3, 000. 00	
For reconstructing furniture (<i>same act</i>)-----	10, 000. 00	
For packing boxes (<i>same act</i>)-----	4, 500. 00	
For folding speeches and pamphlets, at a rate not exceeding \$1 per thousand (<i>same act</i>)-----	8, 000. 00	
Total-----	\$309, 650. 00	\$299, 650. 00
Clerical Assistance—		
For assistance rendered during the calendar years 1925 and 1926, in compiling list of reports to be made to Congress by public officials; compiling copy and revising proofs for the House portion of the Official Register; preparing and indexing the statistical reports of the Clerk of the House; compiling the telephone and Members' directories; preparing and indexing the daily Calendars of Business; preparing the official statement of Members' voting records; preparing list of Congressional nominees, and statistical summary of elections; preparing and indexing questions of order printed in the appendix to the Journal pursuant to House Rule III; and for recording and filing statements of political committees and candidates for nomination and election to the House of Representatives pursuant to the Federal corrupt practices act, 1925 (<i>same act</i>)-----	5, 000. 00	5, 000. 00
Compiling, etc., Contested-election Cases—		
To pay William Tyler Page, Clerk of the House of Representatives, for services in compiling, arranging for the printer, reading proof, indexing testimony, stenography and typewriting, supervision of the work, and expenses incurred in the contested-election cases of the Sixty-ninth Congress, as authorized by the act entitled "An act relating to contested elections," approved Mar. 2, 1887, \$2,483.68, and an additional sum to such persons as were actually engaged in the work, designated by him, and in such proportions as he may deem just for the assistance rendered in the work, \$1,516.32; total (<i>act Apr. 2, 1924</i>) (<i>submitted</i>)-----	4, 000. 00	
Total, House of Representatives-----	7, 485, 678. 70	6, 379, 955. 20
LEGISLATIVE MISCELLANEOUS		
Salaries, Capitol Police—		
Captain, \$2,150; three lieutenants, at \$1,520 each; two special officers, at \$1,520 each; three sergeants, at \$1,410 each; forty-four privates, at \$1,360 each; one-half of said privates to be selected by the Sergeant at Arms of the Senate and one-half by the Sergeant at Arms of the House; in all (<i>acts May 24, 1924, vol. 43, p. 149; Mar. 4, 1925, vol. 43, p. 1294</i>)-----	73, 820. 00	73, 820. 00
Contingent Fund, Capitol Police—		
For contingent expenses (<i>act Mar. 4, 1925, vol. 43, p. 1294</i>)-----	200. 00	200. 00
Uniforms for Capitol Police—		
For purchasing and supplying uniforms and motorcycles to Capitol police (<i>same act</i>)-----	3, 000. 00	3, 000. 00
One-half of the foregoing amounts under "Capitol police" shall be disbursed by the Secretary of the Senate and one-half by the Clerk of the House.		
Salaries and Expenses, Joint Committee on Printing—		
For clerk, \$4,000; inspector, under section 20 of the act approved January 12, 1895, \$2,490; assistant clerk and stenographer, \$2,100; for expenses of compiling, preparing, and indexing the Congressional Directory, \$1,600; in all, \$10,190, one-half to be disbursed by the Secretary of the Senate and the other half to be disbursed by the Clerk of the House (<i>acts May 24, 1924, vol. 43, p. 149; Mar. 4, 1925, vol. 43, p. 1294</i>)-----	10, 190. 00	10, 190. 00
Office of Legislative Counsel—		
For salaries and expenses of maintenance of the office of Legislative Counsel, as authorized by section 1303 of the revenue act of 1918 as amended by section 1101 of the revenue act of 1924, \$50,000, of which \$25,000 shall be disbursed by the Secretary of the Senate and \$25,000 by the Clerk of the House of Representatives (<i>act Mar. 4, 1925, vol. 43, p. 1294</i>)-----	50, 000. 00	45, 000. 00
Statement of Appropriations—		
For preparation, under the direction of the Committee on Appropriations of the Senate and House of Representatives of the statements for the first session of the Sixty-ninth Congress, showing appropriations made, indefinite appropriations, and contracts authorized, together with a chronological history of the regular appropriation bills, as required by law, \$4,000, to be paid to the persons designated by the chairmen of said committees to do the work: <i>Provided</i> , That in lieu of the data relating to offices created and omitted and salaries increased and reduced, the statement shall hereafter contain such additional information concerning estimates and appropriations as the committees may deem necessary (<i>same act</i>)-----	4, 000. 00	4, 000. 00
Total, Legislative Miscellaneous-----	141, 210. 00	136, 210. 00

Estimates of appropriations required for the service of the fiscal year ending June 30, 1927—Continued

General object (title of appropriation), date of acts, references to Statutes at Large, or to Revised Statutes, and estimated amount required for each detailed object					Total amount to be appropriated under each head of appropriation	Amount appropriated for the fiscal year ending June 30, 1926
OFFICE OF ARCHITECT OF THE CAPITOL						
<i>Salaries, Office of Architect of the Capitol—</i>						
Salaries: Architect of the Capitol, \$6,000; chief clerk, [and accountant,] \$3,150; bookkeeper and accountant, \$2,300; civil engineer, \$2,770; two clerks, at \$1,840 each; compensation to disbursing clerk, \$1,000; laborers—one at [\$1,100] \$1,104; two at \$1,010 each, two at \$950 each; forewoman of charwomen, \$760; twenty-one charwomen, at \$412.80 each; in all (act Mar. 4, 1925, vol. 43, p. 1295) -----					\$33,352.80	\$31,048.80
NOTE.—The foregoing appropriation is increased by \$2,304 over 1926 as follows: The art curator is promoted to position of chief clerk, and a bookkeeper and accountant is appointed. The pay roll on Capitol Building and repairs, upon which the art curator was carried, is correspondingly reduced by \$2,300. One laborer at \$1,100 is changed to \$1,104, a rate which facilitates pay-roll accounting.						
<i>Elevator Conductors—</i>						
For forty-eight elevator conductors, including fourteen for the Senate Office Building, and fourteen for the House Office Building, at \$1,520 each (same act) -----					72,960.00	72,960.00
<i>Capitol Buildings and Repairs—</i>						
Capitol Buildings: For work at the Capitol and for general repairs thereof, including cleaning and repairing works of art, flags, flagstaves, halyards, and tackle; wages of mechanics and laborers; purchase or exchange, maintenance, and driving of motor-propelled, passenger-carrying office vehicles; traveling and all necessary expenses; and not exceeding \$100 for the purchase of technical and necessary reference books and city directory (same act) -----					\$67,940.00	
For pointing up the stonework, House and Senate wings of the Capitol Building, and for all labor, material, and personal services connected therewith (submitted) -----					5,000.00	
For an electric lift for the House wing of the Capitol, with a capacity of two thousand pounds, for the use of the folding room of the House of Representatives (submitted) -----					1,500.00	
					74,440.00	70,990.00
	Rate	Estimated expenditures, 1927 appropriation	Estimated expenditures, 1926 appropriation	Expended and obligated, 1925		
Salaries:		Number	Number	Number		
Curator.....per annum.....	\$2,300.00		1	1		
Superintendent of construction.....per annum.....	2,400.00	1	1	1		
Storekeeper.....do.....	1,827.00	1	1	1		
Decorator.....do.....	2,520.00	1	1	1		
Carpenter (foreman).....do.....	2,202.00	1	1	1		
Carpenter.....do.....	2,066.40	1	1	1		
Painter.....do.....	1,896.00	1	1	1		
Metal worker.....do.....	2,016.00	1	1	1		
Laborer.....do.....	1,140.00	1	1	1		
Laborers (3, at \$992.64 each).....do.....	2,977.92	3	3	3		
Laborers (2, at \$1,200 each).....do.....	2,400.00	2	2	2		
Laborer.....do.....	1,260.00	1	1	1		
Laborers (2, at \$1,304 each).....do.....	2,608.00	2	2	2		
Laborer.....do.....	991.68	1	1	1		
Do.....do.....	1,155.00	1	1	1		
Do.....do.....	1,566.60	1	1	1		
Do.....do.....	403.20	1	1	1		
Wages:						
Carpenters.....per day.....	9.50					
Painters.....do.....	9.50					
Plumbers.....do.....	10.00					
Plasterers.....do.....	13.00					
Bricklayers.....do.....	12.00					
Salaries.....		\$29,429.80	\$36,929.80	\$31,729.80		
Wages, miscellaneous and temporary.....		5,000.00	5,000.00	18,422.39		
01 Net personal services.....		34,429.80	41,929.80	50,152.19		
0200 Stationery and books.....		100.00	200.00	36.26		
0280 Sundry supplies (material).....		14,060.20	14,060.20	6,790.91		
12 Repairs and alterations.....		20,850.00	15,000.00	13,696.41		
13 Special and miscellaneous current expenses.....		2,500.00	2,500.00	1,891.04		
30 Passenger-carrying vehicles.....		2,500.00	2,500.00	2,254.35		
Reserved for unsettled obligations.....				1,918.84		
Total.....		74,440.00	76,190.00	76,740.00		
For continuing the work of restoring the decorations of the first-floor corridors in the Senate wing of the Capitol, to be expended under the direction of the Architect of the Capitol (act Mar. 4, 1925, vol. 43, p. 1295) -----					5,000.00	5,000.00

Estimates of appropriations required for the service of the fiscal year ending June 30, 1927—Continued

General object (title of appropriation), date of acts, references to Statutes at Large, or to Revised Statutes, and estimated amount required for each detailed object					Total amount to be appropriated under each head of appropriation	Amount appropriated for the fiscal year ending June 30, 1926
Improving the Capitol Grounds—						
Capitol grounds: For care and improvement of grounds surrounding the Capitol, Senate and House Office Buildings, pay of one clerk, mechanics, gardeners, care of trees, plantings, fertilizers, repairs to pavements, walks, and roadways, and for traveling and all other necessary expenses (act Mar. 4, 1925, vol. 43, p. 1295)					\$69, 918. 00	\$62, 368. 00
[For surgical treatment of trees on the Capitol grounds] (see note)						5, 000. 00
For labor and material and all necessary expenses for replacement of drains on the west fountain plaza and Maryland Avenue and Pennsylvania Avenue approaches on west side of Capitol Building (submitted)					5, 000. 00	
<p>NOTE.—In the foregoing appropriation \$7,550 has been added to the annual appropriation for Capitol grounds in order that repairs to pavements, walks, etc., in the section immediately surrounding the House terrace lawn may be completed in one operation. The appropriation for \$5,000 is for the repair and reconstruction of drains necessary in connection with the program of pavement repair. The item of \$5,000 for surgical treatment of trees is omitted for 1927.</p>						
	Rate	Estimated expenditures, 1927 appropriation	Estimated expenditures, 1926 appropriation	Expended and obligated, 1925		
		Number	Number	Number		
Landscape gardner	\$2, 880. 00	1	1	1		
Clerk	2, 290. 00	1	1	1		
2 gardeners (\$1,850 and \$1,516.80)	3, 366. 80	2	2	2		
Tree expert	1, 411. 92	1	1	1		
3 laborers (\$1,237.50 each)	3, 712. 50	3	3	3		
1 laborer, 1 mechanic (\$1,200 each)	2, 400. 00	2	2	2		
Laborer	1, 174. 00	1	1	1		
6 laborers (\$1,155 each)	6, 930. 00	6	6	6		
2 laborers (\$1,125 each)	2, 250. 00	2	2	2		
3 laborers (\$1,080 each)	3, 240. 00	3	3	3		
3 laborers (\$1,000 each)	3, 000. 00	3	3	3		
3 laborers (\$910 each)	2, 730. 00	3	4	4		
1 laborer	950. 40	1	1	1		
Do	831. 00	1	1	1		
4 laborers (\$1,095 each)	4, 380. 00	4	4	4		
1 laborer	1, 155. 00	1				
1 laborer (mechanician)	1, 260. 00	1	1	1		
Laborers, at \$3.50 per day						
		36	36	36		
Estimated salaries and wages		\$43, 961. 62	\$43, 699. 90	\$41, 453. 87		
Miscellaneous and temporary labor		2, 038. 28	2, 300. 00			
01 Total		45, 999. 90	45, 999. 90	41, 453. 87		
0280 Sundry supplies		5, 000. 00	5, 000. 00	5, 891. 42		
12 Repairs and alterations		18, 550. 00	11, 000. 00	11, 355. 81		
3050 Equipment		4, 000. 00	4, 000. 00	3, 180. 90		
13 Special and miscellaneous current expenses		1, 368. 10	1, 368. 10	2, 862. 10		
Reserved for unpaid obligations				1, 623. 90		
Total		74, 918. 00	67, 368. 00	66, 368. 00		
Engine House, and Senate and House Garages—						
For repairs and improvements to Senate and House garages and Maltby Building, including personal services (act Mar. 4, 1925, vol. 43, p. 1295)					1, 500. 00	1, 500. 00
		Estimated expenditures, 1927 appropriation	Estimated expenditures, 1926 appropriation	Expended and obligated, 1925		
01 Miscellaneous and temporary labor at current rates		\$100. 00	\$100. 00	\$840. 50		
0280 Sundry supplies		400. 00	400. 00	15. 30		
12 Repairs		500. 00	500. 00	454. 84		
13 Special and miscellaneous current expenses		200. 00	200. 00			
3050 Equipment		300. 00	300. 00			
Reserved for unsettled obligations				189. 36		
Total		1, 500. 00	1, 500. 00	1, 500. 00		
Maintenance, Senate Office Building—						
Senate Office Building: For maintenance, miscellaneous items and supplies and for all necessary personal and other services for the care and operation of the Senate Office Building, including traveling expenses, under the direction and supervision of the Senate Committee on Rules (same act)					79, 413. 80	81, 368. 00
[For extension and changing of electric wiring of the attic floor to provide necessary electric lighting for the storage rooms, \$1,000; for concrete floor for the attic story, \$15,750; for new revolving door for ground floor, southwest corner, Senate Office Building, \$1,750; in all] (same act)						18, 500. 00

Estimates of appropriations required for the service of the fiscal year ending June 30, 1927—Continued

General object (title of appropriation), date of acts, references to Statutes at Large, or to Revised Statutes, and estimated amount required for each detailed object	Total amount to be appropriated under each head of appropriation	Amount appropriated for the fiscal year ending June 30, 1926
Furnishing Senate Office Building— For furniture for the Senate Office Building and for labor and material incident thereto, and repairs thereof, window shades, awnings, carpets, glass for windows and bookcases, desk lamps, window ventilators, name plates for doors and committee tables, electric fans, and so forth (<i>act Mar. 4, 1925, vol. 43, p. 1295</i>)-----	\$7, 500. 00	\$7, 500. 00
Maintenance, House Office Building— House Office Building: For maintenance, including miscellaneous items, traveling expenses, and for all necessary services (<i>same act</i>)----- For the installation of one new elevator car in the southwest corner of the House Office Building (<i>submitted</i>)-----	97, 217. 00 9, 000. 00	98, 965. 00
NOTE. —The necessity for the installation of another elevator car at this point is now, and has been for several years, a matter for the suitable equipment of the building on account of the large number of people entering this portion of the building.		
[Plans, etc., for addition or extension of the House Office Building] -----		2, 500. 00
Capitol Power Plant— Capitol power plant: For lighting, heating, and power for the Capitol, Senate and House Office Buildings, and Congressional Library Building, and the grounds about the same, Coast and Geodetic Survey, the Union Station group of temporary housing, Botanic Garden, Senate garage, House garage, Maltby Building, and folding and storage rooms of the Senate, Government Printing Office, and Washington City post office, pay of superintendent of meters, at the rate of \$1,940 per annum, who shall inspect all gas and electric meters of the Government in the District of Columbia without additional compensation, for necessary personal and other services; traveling expenses; and for materials and labor in connection with the maintenance and operation of the heating, lighting, and power plant and substations connected therewith (<i>same act</i>)-----	241, 871. 60	237, 361. 00
NOTE. —The increase of \$4,510.60 in this appropriation is due to the fact that in January, 1925, a readjustment of salaries was made by the House Office Building Commission.		
For fuel, oil, and cotton waste, and advertising for the power plant which furnishes heat and light for the Capitol and congressional buildings and other buildings specified in the foregoing paragraph (<i>same act</i>)-----	137, 922. 00	155, 000. 00
The foregoing appropriations under the Architect of the Capitol may be expended without reference to section 4 of the act approved June 17, 1910, concerning purchases for executive departments. <i>Hereafter the purchase of supplies and equipment and the procurement of services for all branches under the Architect of the Capitol may be made in the open market without compliance with sections 3709 and 3744 of the Revised Statutes of the United States, in the manner common among business men, when the aggregate amount of the purchase or the service does not exceed \$500 in any instance (submitted).</i> The Department of the Interior, the Public Health Service, the Coast and Geodetic Survey, the Union Station group of temporary housing, the Government Printing Office, and the Washington City post office shall reimburse the Capitol power plant for heat, light, and power furnished during the fiscal year [1926] 1927, and the amounts so reimbursed shall be credited to the appropriations for the said plant and be available for the purposes named therein (<i>act Mar. 4, 1925, vol. 43, p. 1296</i>). NOTE. —Detailed statements of proposed expenditures for the Senate Office Building to be submitted to the Senate Committee on Rules having charge of the building, and detailed statements of proposed expenditures for the House Office Building and Capitol power plant to be submitted to the House Office Building Commission having charge of the appropriations.		
Library Building and Grounds— Salaries: Chief engineer, [\$2,000] \$2,520; chief electrician, [\$2,000] \$2,520; decorator, [\$1,800] \$2,000; painter, [\$1,500] \$1,728; assistant engineers—[three at \$1,500 each, one at \$1,400] one at \$1,860, two at \$1,764 each, one at \$1,728; machinists—one [\$1,500] \$1,764, one [\$1,400] \$1,728; two [wiremen] assistant electricians, at [\$1,500 each] \$1,800 each; [two carpenters at \$1,500 each] one carpenter at \$1,800; one carpenter at \$1,728; plumber, [\$1,400] \$1,740; skilled laborers—[four at \$1,080 each, three at \$1,020 each] two at \$1,320 each; five at \$1,260 each; one general mechanic, \$1,800; two laborers at \$960 each; in all (<i>act Mar. 4, 1925, vol. 43, p. 1296</i>)-----	40, 904. 00	30, 880. 00
NOTE. —The increase of \$10,024 provides for salary increases to equalize rates as paid under Architect of Capitol, \$6,304. Three additional employees needed on force to care for new auditorium and bookstack, \$3,720.		
For trees, shrubs, plants, fertilizers, and skilled labor for the grounds of Library of Congress and for repointing and repairing masonry wall around Library grounds (<i>same act</i>)-----	2, 500. 00	1, 000. 00
NOTE. —An increase of \$1,500 to cover higher prices for plant material, etc., and repointing stonework.		
For extra services of employees under the Architect of the Capitol to provide for the opening of the Library Building from two until ten o'clock post meridian on Sundays and legal holidays (<i>same act</i>)-----	1, 750. 00	1, 750. 00

Estimates of appropriations required for the service of the fiscal year ending June 30, 1927—Continued

General object (title of appropriation), date of acts, references to Statutes at Large, or to Revised Statutes, and estimated amount required for each detailed object		Total amount to be appropriated under each head of appropriation	Amount appropriated for the fiscal year ending June 30, 1926
Library Building and Grounds—Continued.			
For repairs, miscellaneous supplies, electric and steam apparatus, and all incidental expenses in connection with the mechanical and structural maintenance of said building, "including repairs to skylights, gutters, roof, and down spouts; pointing up open joints in stone walk around the octagon and dome; partitions and grille work to inclose workshops; repairs and replacements to plumbing in west main lavatories and for ventilation of east south curtain, second story (card division)," including repairs to roof, further repairs and replacements of obsolete plumbing in lavatories, and completion of waterproofing of vaults over machinery in east cellar of building (act Mar. 4, 1925, vol. 43, p. 1296)-----		\$12,500.00	\$15,500.00
For furniture, including partitions, screens, shelving, and electrical work pertaining thereto, and for the refinishing and replacing, where necessary, of tops of all of the mahogany reading desks and the top of the mahogany central circular desk in the main reading room of the Library (same act)-----		17,000.00	12,000.00
NOTE.—An increase of \$5,000 to refinish and replace tops of mahogany desks, main reading room.			
For miscellaneous and necessary painting throughout the Library Building (same act)-----		2,500.00	5,000.00
For improving ventilation of north and south bookstacks (submitted)-----		12,000.00	
For metal and wood furniture and other furnishings for equipping the new bookstack in the northeast court of the Library Building (submitted)-----		13,000.00	
[For additional steel trays for storage of catalogue cards in card division stack] (act Mar. 4, 1925, vol. 43, p. 1296)-----			6,000.00
Bookstacks, Library Building—			
[Toward] To complete the construction of new bookstacks in the northeast court of the Library of Congress (limit of cost \$745,000) (same act)-----		400,000.00	345,000.00
Total under Architect of the Capitol-----		1,337,249.20	1,267,190.80
BOTANIC GARDEN			
Salaries, Botanic Garden—			
Salaries: For the director and other personal services in accordance with the classification act of 1923, [\$75,754] \$82,147; all under the direction of the Joint Committee on the Library (act Mar. 4, 1925, vol. 43, p. 1296)-----		82,147.00	75,754.00
	Estimated expenditures, 1927 appropriation	Estimated expenditures, 1926 appropriation	Expended and obligated, 1925
Salaries:			
Professional service—	Average—	Average—	Average—
Grade 4, \$3,800 to \$5,000; average, \$4,400—	No. Salary	No. Salary	No. Salary
Scientist (director)-----	1 \$4,400	1 \$4,400	1 \$3,800
Subprofessional service—			
Grade 8, \$2,400 to \$3,000; average, \$2,700—	1 2,600	1 2,500	1 2,400
Assistant director of gardens-----			
Grade 5, \$1,680 to \$2,040; average, \$1,860—	1 1,860	1 1,860	1 1,680
Foreman gardener-----			
Grade 4, \$1,500 to \$1,860; average, \$1,680—	3 1,660	3 1,620	3 1,500
Head gardener-----			
Grade 3, \$1,320 to \$1,680; average, \$1,500—	5 1,464	5 1,416	5 1,392
Gardener-----			
Grade 2, \$1,140 to \$1,500; average, \$1,320—	8 1,193	6 1,160	3 1,180
Assistant gardener-----			
Grade 1, \$900 to \$1,260; average, \$1,080—		1 1,140	3 1,060
Minor scientific helper-----			
Clerical, administrative, and fiscal service—			
Grade 5, \$1,800 to \$2,400; average, \$2,111.42—	1 2,100	1 2,000	1 1,920
Senior clerk (chief clerk)-----			
Grade 1, \$1,140 to \$1,500; average, \$1,320—	1 1,440	1 1,440	1 1,440
Junior typist-----	3 1,320	3 1,320	3 1,320
Under clerk-----			
Custodial service—			
Grade 7, \$1,680 to \$2,040; average, \$1,860—	2 1,800	2 1,740	2 1,740
Senior mechanic-----			
Grade 6, \$1,500 to \$1,860; average, \$1,680—	2 1,530	1½ 1,500	1 1,500
Mechanic-----			
Grade 5, \$1,320 to \$1,680; average, \$1,500—	1 1,320	1 1,320	1 1,320
Junior mechanic (painter)-----			
Grade 3, \$1,020 to \$1,260; average, \$1,140—	2 1,140	2 1,080	2 1,140
Minor mechanic-----			
Guard (watchman)-----	6 1,140	6 1,140	6 1,140
Senior laborer-----	22 1,084	19 1,074	17½ 1,077
Grade 2, \$900 to \$1,140; average, \$1,020—	1 657	1 657	1 657
Junior laborer (charwoman)-----			
Junior laborer-----	1 900	1 900	
Grade 1, \$600 to \$780; average, \$690—			
Junior messenger-----	2 615	1½ 600	
Total average number of employees-----	63	58½	52½
Total salaries-----	82,147	75,707	68,582
The difference between 1927 and 1926 is due to—			
Increase in force-----			\$4,650
Increase in salaries-----			1,790
Net increase-----	6,440		

Estimates of appropriations required for the service of the fiscal year ending June 30, 1927—Continued

General object (title of appropriation), date of acts, references to Statutes at Large, or to Revised Statutes, and estimated amount required for each detailed object				Total amount to be appropriated under each head of appropriation	Amount appropriated for the fiscal year ending June 30, 1926
Improving Botanic Garden—					
Repairs and improvements: For procuring manure, soil, tools, purchasing trees, shrubs, plants, and seeds; materials and miscellaneous supplies, including rubber boots and aprons when required for use by employees in connection with their work; traveling expenses and per diem in lieu of subsistence of the director and his assistants not to exceed [\$300] \$475; street-car fares not exceeding \$25; office equipment and contingent expenses in connection with repairs and improvements to Botanic Garden; exchange, care, and maintenance of motor-propelled vehicles; purchase of botanical books, periodicals, and books of reference, not to exceed \$100; general repairs to buildings, greenhouses, heating apparatus, packing sheds, storerooms, and stables; painting, glazing; repairs to footwalks and roadways; repairing and putting comfort stations in sanitary condition; repairs and improvements to director's residence; all under the direction of the Joint Committee on the Library (<i>act Mar. 4, 1925, vol. 43, p. 1297</i>)				\$47,300.00	\$36,625.00
The sum of \$25 may be expended at any one time by the Botanic Garden for the purchase of plants, trees, shrubs, and other nursery stock without reference to section 4 of the act approved June 17, 1910, concerning purchases for executive departments and other governmental establishments in Washington (<i>same act</i>).					
[To enable the Joint Committee on the Library to carry out the provisions of the joint resolution entitled "Joint resolution providing for the procurement of a design for the use of grounds in the vicinity of the Mall by the United States Botanic Garden," approved January 7, 1925, \$5,000, to be available immediately] (<i>act Mar. 4, 1925, vol. 43, p. 1297</i>)					5,000.00
	Estimated expenditures, 1927 appropriation	Estimated expenditures, 1926 appropriation	Expended and obligated, 1925		
Supplies and materials:					
0222 Periodicals and books.....	\$100.00	\$100.00	\$48.81		
0284 Miscellaneous materials and supplies.....	10,000.00	10,000.00	8,214.22		
02 Total supplies and materials.....	10,100.00	10,100.00	8,263.03		
Travel expenses:					
0601 Railway fares.....	275.00	175.00	198.05		
0630 Per diem in lieu of subsistence.....	100.00	75.00	40.00		
0650 Chair-car fare.....	100.00	50.00	59.29		
0610 Local transportation.....	25.00	25.00	23.20		
06 Total travel expenses.....	500.00	325.00	320.54		
07 Transportation of things (mail and delivery service).....	5,000.00	4,500.00	6,628.42		
12 Repairs and alterations.....	20,000.00	10,000.00	9,902.39		
13 Special and miscellaneous expenses.....		5,000.00			
Equipment:					
3012 Tables, desks, and other depositories.....	200.00	200.00	417.17		
3021 Botanic Garden stock.....	8,500.00	8,500.00	11,009.05		
30 Total equipment.....	8,700.00	8,700.00	11,426.22		
32 Care and maintenance of Fort Davis and Poplar Point nurseries.....	3,000.00	3,000.00			
Total.....	47,300.00	41,625.00	36,540.60		
Total, Botanic Garden.....				129,447.00	117,379.00

Estimates of appropriations required for the service of the fiscal year ending June 30, 1927—Continued

General object (title of appropriation), date of acts, references to Statutes at Large, or to Revised Statutes, and estimated amount required for each detailed object				Total amount to be appropriated under each head of appropriation		Amount appropriated for the fiscal year ending June 30, 1926	
LIBRARY OF CONGRESS							
Salaries, Library of Congress— For the Librarian, chief assistant librarian, and other personal services in accordance with the classification act of 1923, [\$484,780] \$547,890, of which sum \$8,920 shall be immediately available (act Mar. 4, 1925, vol. 43, p. 1297) -----				\$547, 890. 00		\$484, 780. 00	
	Estimated expenditures, 1927 appropriation	Estimated expenditures, 1926 appropriation	Expended and obligated, 1925				
Salaries:							
Professional and scientific service—							
Grade 6, \$7,500—							
Librarian of Congress.....	Average— No. 1 Salary \$7,500	Average— No. 1 Salary \$7,500	Average— No. 1 Salary \$7,500				
Grade 5, \$5,200 to \$6,000; average, \$5,600—							
Chief assistant librarian.....	1 6,000	1 6,000	1 6,000				
Senior librarian.....	3 5,200	3 5,200	3 5,200				
Grade 4, \$3,800 to \$5,000; average, \$4,400—							
Librarian.....	8 4,125	8 3,800	8 3,800				
Librarian (special agent) submitted.....	1 3,800						
Grade 3, \$3,000 to \$3,600; average \$3,300—							
Associate librarian.....	12 3,267	12 3,000	11 3,000				
Grade 2, \$2,400 to \$3,000; average \$2,700—							
Assistant librarian.....	21 2,667	19 2,400	19 2,400				
Grade 1, \$1,860 to \$2,400; average \$2,100—							
Junior librarian.....	30 2,013	33 1,860	32 1,860				
Subprofessional service—							
Grade 7, \$2,100 to \$2,700; average, \$2,400—							
Principal library assistant.....	2 2,300	2 2,100	2 2,100				
Grade 6, \$1,860 to \$2,400; average, \$2,100—							
Senior library assistant.....	7 2,058	6 1,860	4 1,860				
Senior library assistant (submitted).....	1 1,860						
Grade 5, \$1,680 to \$2,040; average, \$1,860—							
Library assistant.....	20 1,824	15 1,680	14 1,680				
Library assistant (submitted).....	1 1,680						
Grade 4, \$1,500 to \$1,860; average, \$1,680—							
Junior library assistant.....	19 1,645	23 1,500	21 1,500				
Grade 3, \$1,320 to \$1,680; average, \$1,500—							
Under library assistant.....	33 1,451	28 1,320	33 1,320				
Grade 2, \$1,140 to \$1,500; average, \$1,320—							
Minor library assistant.....	48 1,270	45 1,144	40 1,143				
Minor library assistant (submitted).....	5 1,140						
Grade 1, \$900 to \$1,260; average, \$1,080—							
Library aid.....	2 960	5 900	7 926				
Library aid (submitted).....	1 900						
Clerical, administrative, and fiscal service—							
Grade 11, \$3,800 to \$5,000; average, \$4,400—							
Administrative officer.....	11 4,200						
Grade 10, \$3,300 to \$3,900; average \$3,600—							
Junior administrative officer.....		1 3,800	1 3,300				
Grade 9, \$3,000 to \$3,600; average \$3,300—							
Senior administrative assistant.....	1 3,300	1 3,000	1 3,000				
Grade 7, \$2,400 to \$3,000; average \$2,700—							
Junior administrative assistant.....	1 2,600	1 2,400	1 2,400				
Grade 6, \$2,100 to \$2,700; average \$2,400—							
Principal clerk.....	1 2,400	1 2,100	1 2,100				
Grade 5, \$1,860 to \$2,400; average \$2,100—							
Senior translator.....	11 2,000						
Grade 4, \$1,680 to \$2,040; average \$1,860—							
Clerk.....	3 1,860	3 1,680	3 1,680				
Clerk-stenographer.....	3 1,820	3 1,680	3 1,680				
Grade 3, \$1,500 to \$1,860; average, \$1,680—							
Assistant clerk.....	2 1,680	2 1,500	2 1,500				
Assistant clerk-stenographer.....	2 1,620	2 1,500	2 1,500				
Grade 2, \$1,320 to \$1,680; average \$1,500—							
Junior clerk.....	4 1,470	4 1,320	4 1,320				
Junior clerk-stenographer.....	9 1,440	9 1,320	9 1,320				
Junior clerk-typist.....	4 1,440	4 1,320	4 1,320				
Junior stenographer.....	1 1,380	1 1,320	1 1,320				
Grade 1, \$1,140 to \$1,500; average \$1,320—							
Under clerk.....	10 1,290	10 1,146	12 1,145				
Under clerk-typist.....	4 1,275	4 1,140	9 1,140				
Under photographer.....	2 1,260	2 1,140	2 1,140				
Custodial service—							
Grade 4, \$1,140 to \$1,500; average, \$1,320—							
Head messenger.....	1 1,380	1 1,200	1 1,200				
Senior guard.....	1 1,260	1 1,200	1 1,200				
Grade 3, \$1,020 to \$1,260; average, \$1,140—							
Messenger.....	32 1,101	35 1,041	35 1,042				
Grade 1, \$600 to \$780; average \$690—							
Junior messenger.....	3 690	4 660	5 660				
Total number of employees.....	302	293	293				
Total salaries.....	547, 890	484, 780	457, 020				
The difference between 1927 and 1926 is due to—							
By reallocation.....							
Increase in force.....							
Increase in salaries.....							
Total.....	63, 110						

¹ By reallocation.

Estimates of appropriations required for the service of the fiscal year ending June 30, 1927—Continued

General object (title of appropriation), date of acts, references to Statutes at Large, or to Revised Statutes, and estimated amount required for each detailed object				Total amount to be appropriated under each head of appropriation	Amount appropriated for the fiscal year ending June 30, 1926
Salaries, Library of Congress—Continued. Copyright Office— For the register of copyrights, assistant register, and other personal services in accordance with the classification act of 1923, [\$159,800] \$174,420, of which sum \$2,640 shall be immediately available (act Mar. 5, 1925, vol. 43, p. 1297)				\$174,420.00	\$159,800.00
	Estimated expenditures, 1927 appropriation	Estimated expenditures, 1926 appropriation	Expended and obligated, 1925		
Salaries:					
Professional and scientific service—	<i>Average—</i>	<i>Average—</i>	<i>Average—</i>		
Grade 3, \$3,000 to \$3,600; average, \$3,300—	No. Salary	No. Salary	No. Salary		
Associate attorney.....	1 3,300	1 3,300	1 3,300		
Grade 2, \$2,400 to \$3,000; average, \$2,100—					
Assistant attorney.....	1 2,700	1 2,400	2 2,400		
Subprofessional service—					
Grade 6, \$1,860 to \$2,400; average, \$2,100—					
Senior library assistant.....	3 2,033	3 1,860	1 1,860		
Grade 5, \$1,680 to \$2,040; average, \$1,860—					
Library assistant.....	4 1,845	4 1,680	4* 1,770		
Grade 4, \$1,500 to \$1,860; average, \$1,680—					
Junior library assistant.....	2 1,680	2 1,500	4 1,545		
Grade 3, \$1,320 to \$1,680; average, \$1,500—					
Under library assistant.....	13 1,445	13 1,338	13 1,337		
Clerical, administrative, and fiscal service—					
Grade 12, \$5,200 to \$6,000; average, \$5,600—					
Senior administrative officer.....	1 5,600	1 5,200	1 5,200		
Grade 10, \$3,300 to \$3,900; average, \$3,600—					
Junior administrative officer.....	1 3,600	1 3,300	1 3,300		
Grade 8, \$2,700 to \$3,300; average, \$3,000—					
Administrative assistant.....	0 0	1 2,700	1 2,700		
Grade 7, \$2,400 to \$3,000; average, \$2,700—					
Junior administrative assistant.....	3 2,700	1 2,400	1 2,400		
Grade 6, \$2,100 to \$2,700; average, \$2,400—					
Principal clerk.....	5 2,400	6 2,166	1 2,300		
Grade 5, \$1,860 to \$2,400; average, \$2,100—					
Senior clerk.....	6 2,100	5 1,908	7 2,026		
Grade 4, \$1,680 to \$2,040; average, \$1,860—					
Clerk.....	2 1,860	2 1,780	4 1,905		
Accounting and auditing assistant.....	1 1,860	1 1,680	1 1,680		
Grade 3, \$1,500 to \$1,860; average, \$1,680—					
Assistant clerk.....	14 1,633	14 1,513	8 1,553		
Senior stenographer.....	1 1,800	1 1,680	1 1,680		
Grade 2, \$1,320 to \$1,680; average, \$1,500—					
Junior clerk.....	21 1,449	21 1,351	19 1,356		
Junior clerk typist.....	2 1,470	2 1,320	2 1,320		
Junior stenographer.....	4 1,465	3 1,440	7 1,371		
Grade 1, \$1,140 to \$1,500; average, \$1,320—					
Under clerk.....	15 1,244	16 1,151	16 1,174		
Custodial service—					
Grade 3, \$1,020 to \$1,260; average, \$1,140—					
Messengers.....	2 1,080	2 1,020	2 1,020		
Grade 1, \$600 to \$780; average, \$690—					
Junior messenger (submitted).....	1 660				
Total number of employees.....	103	102	96		
Total salaries.....	174,420	159,800	147,320		
The difference between 1927 and 1926 is due to—					
Reallocation.....	\$360				
Increase in force.....	660				
Increase in salaries.....	13,600				
Total.....	14,620				
Legislative Reference Service— To enable the Librarian of Congress to employ competent persons to gather, classify, and make available, in translation, indexes, digests, compilations, and bulletins, and otherwise, data for or bearing upon legislation, and to render such data serviceable to Congress and committees and Members thereof, including not to exceed \$5,700 for employees engaged on piecework and work by the day or hour at rates to be fixed by the Librarian, [\$58,660] \$64,520, of which sum \$1,620 shall be immediately available (act Mar. 4, 1925, vol. 43, p. 1297)				64,520.00	58,660.00

* By reallocation.

Estimates of appropriations required for the service of the fiscal year ending June 30, 1927—Continued

General object (title of appropriation), date of acts, references to Statutes at Large, or to Revised Statutes, and estimated amount required for each detailed object	Total amount to be appropriated under each head of appropriation						Amount appropriated for the fiscal year ending June 30, 1926
<i>Salaries, Library of Congress—Continued.</i>							
	Estimated expenditures, 1927 appropriation		Estimated expenditures, 1926 appropriation		Expended and obligated, 1925		
Salaries:							
Professional and scientific service—	<i>Average—</i>		<i>Average—</i>		<i>Average—</i>		
Grade 5, \$5,200 to \$6,000; average, \$5,600—	No.	Salary	No.	Salary	No.	Salary	
Senior librarian.....	1	\$5,200	1	\$5,200	1	\$5,200	
Grade 4, \$3,800 to \$5,000; average, \$4,400—							
Attorney.....	1	4,200	1	3,800	1	3,800	
Grade 3, \$3,000 to \$3,600; average, \$3,300—							
Associate librarians.....	2	3,300	2	3,000	2	3,000	
Associate attorney.....	1	3,300	1	3,000	1	3,000	
Grade 2, \$2,400 to \$3,000; average, \$2,700—							
Assistant librarians.....	2	2,700	2	2,400	2	2,400	
Assistant attorney.....	1	2,700	1	2,400	1	2,400	
Grade 1, \$1,860 to \$2,400; average, \$2,100—							
Junior librarian.....	1	2,100	1	1,860	1	1,860	
Subprofessional service—							
Grade 6, \$1,860 to \$2,400; average, \$2,100—							
Senior library assistants.....	2	2,100	2	1,980	2	1,980	
Grade 4, \$1,500 to \$1,860; average, \$1,680—							
Junior library assistants.....	3	1,640	3	1,500	3	1,500	
Grade 3, \$1,320 to \$1,680; average, \$1,500—							
Under library assistants.....	7	1,483	5	1,344	5	1,344	
Grade 2, \$1,140 to \$1,500; average, \$1,320—							
Minor library assistants.....	2	1,230	2	1,140	2	1,140	
Clerical, administrative, and fiscal service—							
Grade 6, \$2,100 to \$2,700; average, \$2,400—							
Principal clerk-stenographer.....	1	2,400	1	2,100	1	2,100	
Grade 4, \$1,680 to \$2,040; average, \$1,860—							
Photographer.....	1	1,860	1	1,680	1	1,680	
Grade 3, \$1,500 to \$1,860; average, \$1,680—							
Senior stenographer.....	1	1,680	1	1,500	1	1,500	
Grade 2, \$1,320 to \$1,680; average, \$1,500—							
Senior typist.....	1	1,500	1	1,440	1	1,440	
Grade 1, \$1,140 to \$1,500; average, \$1,320—							
Under clerk.....			1	1,140	1	1,140	
Custodial service—							
Grade 1, \$600 to \$780; average, \$680—							
Junior messenger.....			1	660	1	660	
Total number of employees.....	27		27		27		
Total salaries.....		58,900		53,040		50,380	
Special, temporary and miscellaneous service.....	5-7	Varying	5-7	Varying	5-7	Varying	
Salaries.....		5,620		5,620		5,620	
01 Total personal services.....		64,520		58,660		56,000	
The difference between 1927 and 1926 is due to—							
Reallocations.....		\$900					
Increase in salaries.....		4,960					
Total.....		5,860					

Distribution of card indexes—

For the distribution of card indexes and other publications of the Library, including personal services, freight charges (not exceeding \$500), expressage, postage, traveling expenses connected with such distribution, expenses of attendance at meetings when incurred on the written authority and direction of the Librarian, and including not to exceed **[\$15,000]** \$16,000 for employees engaged on piece-work and work by the day or hour at rates to be fixed by the Librarian; in all **[\$95,414]** \$107,560, of which sum, \$2,240 shall be immediately available (act Mar. 4, 1925, vol. 43, p. 1297).....

\$107,560.00

\$95,414.00

	Estimated expenditures, 1927 appropriation		Estimated expenditures, 1926 appropriation		Expended and obligated, 1925	
Salaries:	<i>Average—</i>		<i>Average—</i>		<i>Average—</i>	
Professional and scientific service—	No.	Salary	No.	Salary	No.	Salary
Grade 4, \$3,800 to \$5,000; average, \$4,400—	1	\$4,200	1	\$3,800	1	\$3,800
Librarian.....						
Grade 2, \$2,400 to \$3,000; average, \$2,700—	5	2,700	5	2,400	5	2,400
Assistant librarians.....						
Grade 1, \$1,860 to \$2,400; average, \$2,100—	3	1,980	3	1,860	1	1,860
Junior librarians.....						
Subprofessional service—						
Grade 6, \$1,860 to \$2,400; average, \$2,100—	3	1,980	3	1,860	3	1,860
Senior library assistants.....						
Grade 5, \$1,680 to \$2,040; average, \$1,860—	7	1,860	7	1,680	3	1,680
Library assistants.....						
Grade 4, \$1,500 to \$1,860; average, \$1,680—	13	1,680	3	1,500		
Junior library assistants.....						
Grade 3, \$1,320 to \$1,680; average, \$1,500—	2	1,500	2	1,320	3	1,320
Under library assistants.....						
Grade 2, \$1,140 to \$1,500; average, \$1,320—	2	1,320	2	1,260	2	1,260
Minor library assistants.....						

* By reallocation.

66010-25†—2

Estimates of appropriations required for the service of the fiscal year ending June 30, 1927—Continued

General object (title of appropriation), date of acts, references to Statutes at Large, or to Revised Statutes, and estimated amount required for each detailed object					Total amount to be appropriated under each head of appropriation	Amount appropriated for the fiscal year ending June 30, 1926
<i>Salaries, Library of Congress—Continued.</i>						
		Estimated expenditures, 1927 appropriation	Estimated expenditures, 1926 appropriation	Expended and obligated, 1925		
Salaries—Continued.						
Clerical, administrative, and fiscal service—						
Grade 6, \$2,100 to \$2,700; average, \$2,400—	Average—		Average—	Average—		
Principal clerk.....	No. Salary	No. Salary	No. Salary	No. Salary		
Grade 4, \$1,680 to \$2,040; average, \$1,860—	1 \$2,400	1 \$2,100	1 \$2,100	1 \$2,100		
Accounting and auditing assistant.....	2 1,860	2 1,680	2 1,680	2 1,680		
Grade 3, \$1,500 to \$1,860; average, \$1,680—	1 1,560	1 1,500	5 1,500	1 1,500		
Assistant clerks.....	1 1,560	1 1,500	5 1,500	1 1,500		
Assistant clerk-stenographer.....	1 1,560	1 1,500	5 1,500	1 1,500		
Grade 2, \$1,320 to \$1,680; average, \$1,500—	1 1,620	1 1,380	3 1,340	3 1,340		
Junior clerks.....	1 1,500	1 1,320	1 1,320	1 1,320		
Junior clerk typist.....	1 1,380	1 1,320	1 1,320	1 1,320		
Junior operator office devices.....	1 1,380	1 1,320	1 1,320	1 1,320		
Grade 1, \$1,140 to \$1,500; average, \$1,320—	13 1,269	13 1,168	13 1,168	13 1,168		
Under clerks.....	1 1,260	1 1,140	1 1,140	1 1,140		
Under clerk typist.....	1 1,260	1 1,140	1 1,140	1 1,140		
Custodial service—						
Grade 3, \$1,020 to \$1,260; average, \$1,140—	4 1,155	4 1,035	2 1,050	2 1,050		
Messengers.....	3 1,020					
Messengers (submitted).....	3 1,020					
Grade 1, \$600 to \$780; average, \$690—	1 660	1 660	1 660	1 660		
Junior messenger.....	1 660	1 660	1 660	1 660		
Total number of employees.....	55	52	48	48		
Total salaries.....	91,560	80,480	73,280	73,280		
Special, temporary and miscellaneous service, including work by the hour.....	10+ 16,000	5+ 14,934	5+35¢ to 75¢	5+35¢ to 75¢		
01 Total personal services.....	107,560	95,414	85,634	85,634		
The difference between 1927 and 1926 is due to:						
Increase in force.....	\$3,060					
Increase in lump sum.....	1,066					
Increase in salaries.....	8,020					
Total.....	12,146					
Temporary services: For special and temporary service, including extra special services of regular employees, at rates to be fixed by the Librarian (act March 4, 1925, vol. 43, p. 1297)					\$3,000.00	\$3,000.00
(1) It is not feasible at this time to estimate the number of persons to be employed and the rate of compensation to each. The number increases and diminishes as the necessity requires.						
(2) During the fiscal year ending June 30, 1925, the following number of persons were employed at the rates of compensation indicated below:						
		Estimated expenditures, 1927 appropriation	Estimated expenditures, 1926 appropriation	Expended and obligated, 1925		
Assistants..... per annum.....				No. 24 \$1,500-\$600		
Do..... per month.....				3 145-10		
Do..... per hour.....				3 1.00-0.45		
Agreed price for a certain piece of work, \$75.....				1 75.00		
01 Total personal services.....		\$3,000.00	\$3,000.00	2,970.10		
Sunday opening:						
To enable the Library of Congress to be kept open for reference use on Sundays and on holidays within the discretion of the Librarian, including the extra services of employees and the services of additional employees under the Librarian, at rates to be fixed by the Librarian (act Mar. 4, 1925, vol. 43, p. 1297)					13,125.00	13,125.00
		Estimated expenditures, 1927 appropriation	Estimated expenditures, 1926 appropriation	Expended and obligated, 1925		
In charge..... per diem.....	No. 1 \$7.00	No. 1 \$7.00	No. 1 \$7.00	No. 1 \$7.00		
Assistants..... do.....	1 3.75	1 3.75	1 3.75	1 3.75		
Do..... do.....	2 2.50	2 2.50	2 2.50	2 2.50		
Do..... do.....	2 2.00	2 2.00	2 2.00	2 2.00		
Assistants, from \$2 to \$10..... do.....	45	45	45	45		
Total number of employees.....	51	51	51	51		
01 Total personal services.....	13,125.00	13,125.00	13,052.00	13,052.00		
Serves five-eighths of a day.						
NOTE.—The basis of the compensation is the rate paid in the particular position on the regular working roll plus an allowance recognizing the fact that the service is for Sunday and holiday. The above is the maximum number employed at any one time. This number decreases when the need of the service permits.						
Total salaries, Library of Congress (exclusive of building)					910,515.00	814,779.00

Estimates of appropriations required for the service of the fiscal year ending June 30, 1927—Continued

General object (title of appropriation), date of acts, references to Statutes at Large, or to Revised Statutes, and estimated amount required for each detailed object				Total amount to be appropriated under each head of appropriation	Amount appropriated for the fiscal year ending June 30, 1926
Increase of Library of Congress—					
<p>For purchase of books for the Library, including payment in advance for subscription books, and society publications, and for freight, commissions, and traveling expenses, and all other expenses incidental to the acquisition of books by purchase, gift, bequest, or exchange, to continue available during the fiscal year 1927, \$90,000;</p> <p>For purchase of books and for periodicals for the law library, under the direction of the Chief Justice, \$3,000;</p> <p>For purchase of miscellaneous periodicals and newspapers, \$5,000]</p> <p>For purchase of books, miscellaneous periodicals and newspapers, and all other material, for the increase of the Library and of the law library (purchase of books and periodicals for the law library to be under the direction of the Chief Justice), including payment in advance for subscription books, and society publications, and for freight, commissions, and traveling expenses, and all other expenses incidental to the acquisition of books, miscellaneous periodicals and newspapers, and all other material for the increase of the Library and of the law library, by purchase, gift, bequest, or exchange, to continue available during the fiscal year 1928 (increase of \$10,000 submitted)</p>				\$108, 000. 00	
For purchase of new books of reference for the Supreme Court, to be a part of the Library of Congress, and purchased by the marshal of the Supreme Court, under the direction of the Chief Justice				2, 500. 00	
In all (act Feb. 19, 1897, vol. 29, p. 544, sec. 1; Mar. 4, 1925, vol. 43, p. 1297)				\$110, 500. 00	\$100, 500. 00
		Estimated expenditures, 1927 appropriation	Estimated expenditures, 1926 appropriation	Expended and obligated, 1925	
3021 Books, periodicals, and newspapers		\$106, 200. 00	\$96, 200. 00	\$96, 265. 01	
07 Transportation of things (service)		1, 000. 00	1, 000. 00	884. 74	
06 Travel expenses		800. 00	800. 00	850. 25	
Total		108, 000. 00	98, 000. 00	98, 000. 00	
¹ Does not include new books of reference for the Supreme Court (1927, \$2,500; 1926, \$2,500; 1925, \$2,500).					
² Including outstanding orders.					
Printing and Binding, Library of Congress—					
<p>For printing and binding for the Library of Congress, including the copyright office and the publication of the Catalogue of Title Entries of the copyright office, binding, rebinding, and repairing of library books, and for the Library Building, \$300,000.]</p> <p>For printing and binding for the Library of Congress, including the Copyright Office, and the binding, rebinding, and repairing of library books, and for the Library Building</p> <p>For the publication of the Catalogue of Title Entries of the Copyright Office</p>				260, 000. 00 45, 000. 00	
In all (act Mar. 4, 1925, vol. 43, p. 1297)				305, 000. 00	300, 000. 00
		Estimated expenditures, 1927 appropriation	Estimated expenditures, 1926 appropriation	Expended and obligated, 1925	
For printing and binding for the Library of Congress, including the copyright office, and the binding, rebinding, and repairing of library books, and for the Library Building		\$260, 000. 00			
For the publication of the Catalogue of Title Entries of the copyright office		45, 000. 00			
Total		305, 000. 00	\$300, 000. 00	\$250, 905. 15	
Contingent Expenses, Library of Congress—					
For miscellaneous and contingent expenses, stationery, supplies, stock, and materials directly purchased, miscellaneous traveling expenses, postage, transportation, incidental expenses connected with the administration of the Library and copyright office, including not exceeding \$500 for expenses of attendance at meetings when incurred on the written authority and direction of the Librarian (act Mar. 4, 1925, vol. 43, p. 1297)				10, 000. 00	10, 000. 00

Estimates of appropriations required for the service of the fiscal year ending June 30, 1927—Continued

General object (title of appropriation), date of acts, references to Statutes at Large, or to Revised Statutes, and estimated amount required for each detailed object	Total amount to be appropriated under each head of appropriation	Amount appropriated for the fiscal year ending June 30, 1926
--	--	--

Contingent Expenses, Library of Congress—Continued.

	Estimated expenditures, 1927 appropriation	Estimated expenditures, 1926 appropriation	Expended and obligated, 1925
Supplies and materials:			
0200 Stationery and office supplies.....	\$6,354.00	\$6,335.00	\$6,364.06
0204 Photostat supplies.....	2,500.00	2,521.00	2,346.17
0280 Sundry supplies.....	65.00	61.00	35.00
02 Total supplies and material.....	8,919.00	8,917.00	8,745.23
Communication service:			
0500 Telegraphic service.....	40.00	35.00	34.33
0510 Telephone service.....	5.00	7.00	6.65
0520 Other communication service (postage).....	355.00	360.00	340.00
0521 Postal service.....	16.00	16.00	16.00
05 Total communication service.....	416.00	418.00	396.98
Travel expenses:			
0610 Street-car tokens.....	500.00	500.00	598.95
06 Total travel expenses.....	160.00	160.00	150.00
06 Total travel expenses.....	660.00	660.00	748.95
07 Transportation of things (service).....	5.00	5.00	5.14
Total.....	10,000.00	10,000.00	9,896.30

Care and Maintenance, Library of Congress—

Salaries: For the administrative assistant and disbursing officer and other personal services in accordance with the classification act of 1923 (act Mar. 4, 1925, vol. 43, p. 1298) —

\$120,606.00

\$104,398.00

	Estimated expenditures, 1927 appropriation	Estimated expenditures, 1926 appropriation	Expended and obligated, 1925
Salaries:			
Clerical, administrative, and fiscal service—			
Grade 10, \$3,300 to \$3,900; average, \$3,600—			
Junior administrative officer (administrative assistant and disbursing officer).....	1 \$3,500	1 \$3,300	1 \$3,300
Grade 8, \$2,700 to \$3,300; average, \$3,000—			
Administrative assistant (chief clerk).....	1 3,000	1 2,800	1 2,733
Grade 6, \$2,100 to \$2,700; average, \$2,400—			
Principal clerk.....	1 2,400	1 2,200	1 2,133
Grade 5, \$1,960 to \$2,400; average, \$2,100—			
Senior clerk.....	1 2,100	1 1,920	1 1,880
Grade 3, \$1,500 to \$1,860; average, \$1,680—			
Assistant clerk.....	1 1,680	1 1,560	1 1,520
Grade 2, \$1,320 to \$1,680; average, \$1,500—			
Junior clerk.....	1 1,500	1 1,380	1 1,340
Junior clerk.....	1 1,440	1 1,320	1 1,320
Junior stenographer.....	1 1,500	1 1,380	1 1,340
Grade 1, \$1,140 to \$1,500; average, \$1,320—			
Under clerk.....	1 1,320	1 1,200	1 1,160
Under operator (telephone).....	3 1,260	3 1,140	3 1,140
Custodial service—			
Grade 7, \$1,680 to \$2,040; average, \$1,860—			
Assistant farm steward (chief of laborers).....	1 1,800	1 1,680	1 1,680
Grade 6, \$1,500 to \$1,860; average, \$1,680—			
Head guard.....	1 1,680	1 1,680	1 1,680
Grade 4, \$1,140 to \$1,500; average, \$1,320—			
Senior guard.....	2 1,320	2 1,320	2 1,280
Assistant foreman of laborers.....	1 1,260	1 1,140	1 1,140
Grade 3, \$1,020 to \$1,260; average, \$1,140—			
Guard.....	22 1,200	22 1,200	22 1,140
Guard (submitted).....	4 1,200		
Senior laborer.....	2 1,140	2 1,020	2 1,020
Under domestic attendant.....	1 1,140	1 1,020	1 1,020
Minor mechanic (chauffeur).....	2 1,140	2 1,020	2 1,020
Grade 2, \$900 to \$1,140; average, \$1,020—			
Junior laborer.....	14 973	14 904	14 900
Junior laborer (submitted).....	4 960		
Subordinate mechanic (elevator operators, 4; book cleaners, 2).....	6 1,020	6 960	6 957
Subordinate mechanic (submitted, elevator operators, 2; book cleaner, 1).....	3 960		
Minor domestic attendant.....	2 1,020	2 960	2 960
Junior laborer (head charwoman, 46 cents per hour).....	2 693	2 693	2 693
Junior laborer (charwoman, 40 cents per hour).....	58 370	58 370	58 370
Grade 1, \$600 to \$750; average, \$690—			
Junior messenger (parcel checker).....	4 690	4 630	4 610
01 Total average number of employees.....	141	130	129 ¹
Total salaries.....	120,606	104,398	100,230
The difference between 1927 and 1926 is due to—			
Increase in force (11).....	\$11,520		
Increase in salaries.....	4,688		
Net increase.....	16,208		

¹ Increase for four-twelfths of year.

Estimates of appropriations required for the service of the fiscal year ending June 30, 1927—Continued

General object (title of appropriation), date of acts, references to Statutes at Large, or to Revised Statutes, and estimated amount required for each detailed object					Total amount to be appropriated under each head of appropriation	Amount appropriated for the fiscal year ending June 30, 1926
Sunday Opening, Building for Library of Congress— For extra services of employees and additional employees under the Librarian to provide for the opening of the Library Building on Sundays and on legal holidays, at rates to be fixed by the Librarian (<i>acts Apr. 28, 1902, vol. 32, p. 131, sec. 1; July 16, 1914, vol. 38, p. 464, sec. 1; Mar. 4, 1925, vol. 43, p. 1298</i>)					\$3, 740. 00	\$3, 550. 00
NOTE.—Increase of \$100 submitted to provide for services of one additional elevator conductor in connection with new bookstack.						
Personal services (1925, 58 days; 1926, 57 days; 1927, 56 days)	Rate	Estimated expenditures, 1927 appropriation	Estimated expenditures, 1926 appropriation	Expended and obligated, 1925		
Salaries:		Number	Number	Number		
Telephone operator.....	\$3. 96	1	1	1		
Captain or lieutenant of guard.....	\$5. 84- 4. 50	1	1	1		
Guards.....	4. 16	4	4	4		
Attendant.....	3. 34	1	1	1		
Check boys.....	2. 19	2	2	2		
Head charwoman.....	2. 25	1	1	1		
Charwomen.....	1. 50	12	12	12		
Miscellaneous temporary labor.....		1	1	1		
Wages:						
Elevator conductor.....	3. 34	2	1	1		
Skilled laborer and laborer.....	3. 64- 3. 13	2	2	2		
Miscellaneous temporary labor.....		1	1	1		
Total number of employees.....		28	27	27		
Salaries.....		\$3, 000. 00	\$3, 000. 00	\$1, 641. 98		
Wages.....		740. 00	550. 00	342. 77		
01 Total.....		3, 740. 00	3, 550. 00	1, 984. 75		
Temporary Services, Library Building— For special and temporary services in connection with the custody, care, and maintenance of the Library Building, including extra special services of regular employees at the discretion of the Librarian, at rates to be fixed by the Librarian (<i>acts June 7, 1924, vol. 43, p. 590; Mar. 4, 1925, vol. 43, p. 1298</i>)					500. 00	500. 00
		Estimated expenditures, 1927 appropriation	Estimated expenditures, 1926 appropriation	Expended and obligated, 1925		
Salaries:	No. Salary	No. Salary	No. Salary	No. Salary		
Additional guards.....				11 \$1, 020		
Additional attendants.....				2 900		
Additional check boys.....				2 600		
Total number of employees.....				15		
01 Total salaries.....	\$500	\$500		303		
Custody and Maintenance, Library Building— For mail, delivery, and telephone services, stationery, miscellaneous supplies, and all other incidental expenses in connection with the custody and maintenance of the Library Building (<i>acts Feb. 19, 1897, vol. 29, p. 545, sec. 1; Mar. 4, 1925, vol. 43, p. 1298</i>)					7, 000. 00	7, 000. 00
		Estimated expenditures, 1927 appropriation	Estimated expenditures, 1926 appropriation	Expended and obligated, 1925		
Supplies and materials:						
0200 Stationery and office supplies.....	\$125. 00	\$125. 00	\$125. 00	\$77. 38		
0205 Cleaning and toilet supplies.....	2, 000. 00	2, 000. 00	2, 000. 00	2, 216. 48		
0230 Fuel.....	500. 00	500. 00	500. 00	406. 64		
0280 Sundry supplies.....	375. 00	375. 00	375. 00	233. 38		
02 Total supplies and materials.....	3, 000. 00	3, 000. 00	3, 000. 00	2, 933. 88		
Communication service:						
0510 General telephone service.....	1, 800. 00	1, 800. 00	1, 800. 00	1, 766. 42		
0520 Postage.....	50. 00	50. 00	50. 00	39. 00		
05 Total communication service.....	1, 850. 00	1, 850. 00	1, 850. 00	1, 805. 42		
06 Travel expenses (street car fares).....	30. 00	30. 00	30. 00	20. 00		
07 Transportation of things (service).....	50. 00	50. 00	50. 00	22. 42		
12 Repairs and alterations.....	1, 000. 00	1, 000. 00	1, 000. 00	746. 80		
13 Special current expenses.....	70. 00	70. 00	70. 00	59. 00		
Equipment:						
3015 Kitchen utensils, etc.....				191. 00		
3051 Gasoline storage tank.....				78. 63		
3053 Hand trucks and motor-vehicle equipment.....	1, 000. 00	1, 000. 00	1, 000. 00	592. 93		
3054 Fire extinguishers.....				310. 37		
3059 Lawn hose.....				67. 13		
30 Total equipment.....	1, 000. 00	1, 000. 00	1, 000. 00	1, 240. 06		
Total.....		7, 000. 00	7, 000. 00	6, 827. 58		

Estimates of appropriations required for the service of the fiscal year ending June 30, 1927—Continued

General object (title of appropriation), date of acts, references to Statutes at Large, or to Revised Statutes, and estimated amount required for each detailed object				Total amount to be appropriated under each head of appropriation	Amount appropriated for the fiscal year ending June 30, 1926	
Library of Congress Trust Fund Board— <i>For any expense of the Library of Congress Trust Fund Board, including cost of its seal, not properly chargeable to the income of any trust fund held by the board, \$500, to be immediately available (submitted)</i>				\$500. 00		
	Estimated expenditures, 1927 appropriation	Estimated expenditures, 1926 appropriation	Expended and obligated, 1925			
13 Special and miscellaneous current expenses.....	\$500. 00					
Permanent Specific Appropriation— Bequest of Gertrude M. Hubbard, Library of Congress: Interest account— Trust fund of \$20,000, the interest on which, at 4 per cent per annum, is to be used for the purchase of engravings and etchings to be added to the "Gardiner Greene Hubbard collection" (act Aug. 20, 1912, vol. 37, p. 319, sec. 1)				800. 00	\$800. 00	
	Estimated expenditures, 1927 appropriation	Estimated expenditures, 1926 appropriation	Expended and obligated, 1925			
2020 Bequest of Gertrude M. Hubbard, Library of Congress, interest account.....	\$800. 00	\$800. 00	\$1,208. 60			
Total, Library of Congress.....				1,469,161. 00	1,341,527. 00	
GOVERNMENT PRINTING OFFICE						
Salaries, Office of the Public Printer— For Public Printer, [\$6,000] \$10,000; Deputy Public Printer, [\$4,500] \$7,000; for personal services in accordance with the classification act of 1923, [\$144,980] \$143,953: <i>Provided, That for the purpose of conforming to the average provision of said act, this appropriation shall be considered a separate appropriation unit; in all (act Mar. 4, 1925, vol. 43, p. 1299)</i>				160,953. 00	155,480. 00	
	Estimated expenditures, 1927 appropriation	Estimated expenditures, 1926 appropriation	Expended and obligated, 1925			
Office of the Public Printer:						
Salaries—	No.	Salary	No.	Salary	No.	Salary
Public Printer.....	1	\$10,000	1	\$6,000	1	\$6,000
Deputy Public Printer.....	1	7,000	1	4,500	1	4,500
Total.....	2	17,000	2	10,500	2	10,500
Clerical, administrative, and fiscal service—	Average—	Average—	Average—			
Grade 11, \$3,800 to \$5,000; average, \$4,400—	No.	Salary	No.	Salary	No.	Salary
Administrative officer.....	1	\$4,000	1	\$4,000	1	\$3,800
Grade 10, \$3,300 to \$3,900; average, \$3,600—						
Junior administrative officer.....	1	3,300	1	3,300	1	3,300
Grade 9, \$3,000 to \$3,600; average, \$3,300—						
Senior administrative assistant.....	1	3,000	1	3,000	1	3,000
Grade 8, \$2,700 to \$3,300; average, \$3,000—						
Administrative assistant.....	2	3,000	2	3,000	1 1/2	2,800
Grade 7, \$2,400 to \$3,000; average, \$2,700—						
Junior administrative assistant.....	2	2,700	2	2,700	3	2,733
Grade 6, \$2,100 to \$2,700; average, \$2,400—						
Principal clerk.....	2	2,400	2	2,400	1 1/2	2,380
Grade 5, \$1,860 to \$2,400; average, \$2,100—						
Senior clerk.....	3	2,131	3	2,131	3 1/2	2,131
Grade 4, \$1,680 to \$2,040; average, \$1,860—						
Clerk.....	4	1,920	4	1,920	3	1,919
Grade 3, \$1,500 to \$1,860; average, \$1,680—						
Assistant clerk.....	6	1,750	7	1,714	8 1/2	1,750
Grade 2, \$1,320 to \$1,680; average, \$1,500—						
Junior clerk.....	10	1,500	10	1,428	8 1/2	1,429
Junior operator.....	1	1,440	1	1,320	1	1,320
Grade 1, \$1,140 to \$1,500; average, \$1,320—						
Underclerk.....	1	1,320	1	1,260	1	1,260
Underoperator.....	3	1,260	3	1,140	3	1,140
Custodial service—						
Grade 6, \$1,500 to \$1,860; average, \$1,680—						
Head guard.....	1	1,680	1	1,680	1	1,680
Grade 4, \$1,140 to \$1,500; average, \$1,320—						
Senior guard.....	4	1,440	4	1,440	4	1,440
Head messenger.....	4	1,380	4	1,380	3 1/2	1,379
Grade 3, \$1,020 to \$1,260; average, \$1,140—						
Guard.....	47	1,140	47	1,140	42 1/2	1,109
Messenger.....	1	1,140	1	1,140	1	1,140

Estimates of appropriations required for the service of the fiscal year ending June 30, 1927—Continued

General object (title of appropriation), date of acts, references to Statutes at Large, or to Revised Statutes, and estimated amount required for each detailed object				Total amount to be appropriated under each head of appropriation	Amount appropriated for the fiscal year ending June 30, 1926
<i>Salaries, Office of the Public Printer—Continued.</i>					
	Estimated expenditures, 1927 appropriation	Estimated expenditures, 1926 appropriation	Expended and obligated, 1925		
Office of the Public Printer—Continued					
Salaries—Continued.					
Custodial service—Continued.					
Grade 2, \$900 to \$1,140; average, \$1,020—	<i>Average—</i> No. Salary	<i>Average—</i> No. Salary	<i>Average—</i> No. Salary		
Assistant messenger.....	1 \$900	1 \$900	1 \$900		
Grade 1, \$600 to \$780; average, \$690—					
Junior messenger.....	4 690	5 690	3½ 623		
Total average number of employees.....	99	101	93		
Total salaries of employees.....	143, 953	144, 881	133, 535		
01 Total, including salaries of Public Printer and Deputy Public Printer.....	160, 953	155, 381	144, 035		
The difference between 1927 and 1926 is due to—					
Increase in salaries.....	\$7, 976				
Decrease in force.....	2, 404				
Net increase.....	5, 572				
<i>Public Printing and Binding—</i>					
To provide the Public Printer with a working capital for the following purposes for the execution of printing, binding, lithographing, mapping, engraving, and other authorized work of the Government Printing Office for the various branches of the Government: For salaries, compensation, or wages of all necessary officers and employees additional to those herein appropriated for; to enable the Public Printer to comply with the provisions of law granting holidays and Executive orders granting holidays and half holidays with pay to employees; to enable the Public Printer to comply with the provisions of law granting thirty days' annual leave to employees with pay, <i>said pay to be at the day rate for their regular positions at the time leave is granted</i> ; rents, fuel, gas, heat, electric current, gas and electric fixtures; bicycles, motor-propelled vehicles for the carriage of printing and printing supplies, and the maintenance, repair, and operation of the same, to be used only for official purposes, including purchase, exchange, operation, repair, and maintenance of motor-propelled passenger-carrying vehicles for official use of the officers of the Government Printing Office when in writing ordered by the Public Printer (not exceeding \$4,000); freight, expressage, telegraph and telephone service; furniture, typewriters, and carpets; traveling expenses; stationery, postage, and advertising; directories, technical books, and books of reference (not exceeding \$500); <i>trade magazines, subscriptions for which may be paid in advance</i> ; adding and numbering machines, time stamps, and other machines of similar character; machinery (not exceeding \$200,000); equipment, and for repairs to machinery, implements, and buildings, and for minor alterations to buildings; necessary equipment, maintenance, and supplies for the emergency room for the use of all employees in the Government Printing Office who may be taken suddenly ill or receive injury while on duty; other necessary contingent and miscellaneous items authorized by the Public Printer: <i>Provided, That inks, glues, and other supplies manufactured by the Government Printing Office in connection with its work may be furnished to departments and other establishments of the Government upon requisition, and payment made from appropriations available therefor</i> ; for expenses authorized in writing by the Joint Committee on Printing for the inspection of printing and binding equipment, material, and supplies and Government printing plants in the District of Columbia or elsewhere (not exceeding \$1,000); for salaries and expenses of preparing the semimonthly and session indexes of the Congressional Record under the direction of the Joint Committee on Printing (chief indexer at \$3,150, one cataloguer at \$2,880, and two cataloguers at \$2,150 each); and for all the necessary labor, paper, materials, and equipment needed in the prosecution and delivery and mailing of the work, \$2,400,000, to which shall be charged the printing and binding authorized to be done for Congress, the printing and binding for use of the Government Printing Office, and printing and binding (not exceeding \$1,000) for official use of the Architect of the Capitol when authorized by the Secretary of the Senate; in all to an amount not exceeding this sum (<i>act Mar. 4, 1925, vol. 43, p. 1300</i>).....				\$2, 400, 000. 00	\$2, 400, 000. 00

Estimates of appropriations required for the service of the fiscal year ending June 30, 1927—Continued

General object (title of appropriation), date of acts, references to Statutes at Large, or to Revised Statutes, and estimated amount required for each detailed object	Total amount to be appropriated under each head of appropriation		Amount appropriated for the fiscal year ending June 30, 1926	
Public Printing and Binding—Continued.				
	Rate	Estimated expenditures, 1927 appropriation	Estimated expenditures, 1926 appropriation	Expended and obligated, 1926
Public printing and binding, Government Printing Office:				
Salaries—				
Production manager, superintendent of accounts and budget officer, superintendent of buildings.....		Number	Number	Number
.....per annum.....	\$4,000	3	3	3
Chief of tests.....do.....	3,800	1	1	1
Night assistant production manager.....per annum.....	3,750	1	1	1
Superintendent of printing, superintendent of binding, superintendent of presswork, superintendent of platemaking, superintendent of planning, medical and sanitary officer, storekeeper and traffic manager.....per annum.....	3,600	7	7	7
Foremen (night), assistant superintendent of presswork (night).....per annum.....	3,400	4	4	4
Chief indexer Congressional Record.....per annum.....	3,150	1	1	1
Assistant medical and sanitary officer, assistant foremen (night), assistant type machinist in charge, assistant superintendent of platemaking, foreman.....per annum.....	3,100	11	11	11
Assistant superintendent of accounts, assistant superintendent of planning, assistant superintendent of presswork, assistant superintendent of binding, chief computer, chief type machinist, printing investigator, foremen, associate chemist, chief carpenter, chief machinist, chief pipefitter, chief electrician, chief engineer, instructor of apprentices.....per annum.....	3,000	28	28	28
Assistant foreman.....do.....	2,900	1	1	1
Cataloguer Congressional Record.....per annum.....	2,880	1	1	1
Cost clerk, clerks in charge, clerk, officers, assistant foremen, assistant storekeeper, chief of delivery, chief draftsman, assistant chief carpenter, assistant chief machinist, assistant chief electrician, type machinists in charge.....per annum.....	2,750	29	29	29
Computers.....do.....	2,700	10	10	10
Head plateman.....do.....	2,650	1	1	1
Officers.....do.....	2,600	2	2	2
Power plant operatives, officeman.....per annum.....	2,500	10	10	10
Junior chemist, draftsman.....per annum.....	2,300	2	2	2
Clerk, assistant chief of delivery, foremen.....per annum.....	2,200	4	4	4
Cataloguers, Congressional Record.....per annum.....	2,150	2	2	2
Clerks, officers.....do.....	2,100	7	7	7
Clerks.....do.....	2,040	2	2	2
Officers, junior chemist, assistant foreman, plateman.....per annum.....	2,000	5	5	5
Clerks, office helpers, junior chemist.....per annum.....	1,860	19	19	19
Office helpers.....do.....	1,740-1,800	7	7	7
Trained nurses.....do.....	1,700	3	3	3
Clerks, office helpers.....do.....	1,680	38	38	38
Fire marshal.....do.....	1,620	1	1	2
Office helpers.....do.....	1,500-1,580	6	6	6
Clerks, office helpers.....do.....	1,440	9	9	9
Clerks, office helpers, deliverymen.....per annum.....	1,380	11	11	11
Clerk, office helpers, messengers, chemist aid.....per annum.....	1,320	6	6	6
Hospital helper, unskilled helper, office helper, chemist aid.....per annum.....	1,260	4	4	4
Junior messengers.....do.....	690-750	19	19	19
Wages—				
Photo-engravers.....per hour.....	1.15	16	16	16
Chief copy editor, chief referees, electrotypes finishers in charge, estimators, jacket writers, pressmen in charge, head press reviser.....per hour.....	1.10	31	31	31

Estimates of appropriations required for the service of the fiscal year ending June 30, 1927—Continued

General object (title of appropriation), date of acts, references to Statutes at Large, or to Revised Statutes, and estimated amount required for each detailed object					Total amount to be appropriated under each head of appropriation	Amount appropriated for the fiscal year ending June 30, 1926
<i>Public Printing and Binding—Continued.</i>						
	Rate	Estimated expenditures, 1927 appropriation	Estimated expenditures, 1926 appropriation	Expended and obligated, 1925		
Public printing and binding, Government Printing Office—Continued.						
Wages—Continued.						
Assistant group chief, carpenters, copy editors, deskman, electricians, electrotpe finishers, electrotpe molders, group chiefs, head compositors, head pressmen, head pressman in charge, ink maker in charge, imposers in charge, machinists, painters, pipe-fitters, referees, press revisers, roller maker, saw filer, sheet-metal worker, stereotypers, type machinists, sheet-metal worker and pipe fitter..... per hour..	\$1.05	Number 263	Number 260	Number 263		
Linotype operators, monotype keyboard operators..... per hour..	1.00- 1.05	240	240	260		
Bindery operatives, bookbinder machine operators, cylinder pressmen, desk men, group chiefs, imposers, makers-up, metal mixers in charge, marblers, print mounter, proof readers..... per hour..	1.00	587	587	604		
Bindery operatives, blacksmiths, bookbinders, compositors, plate pressmen..... per hour..	.95	509	509	570		
Knife grinders..... do.....	.90	2	2	2		
Stock keepers..... do.....	.85	3	3	3		
Helpers, printing operatives, stock keepers..... per hour..	.80	40	40	39		
Desk helpers, helpers, printing operatives, stock keeper, weigh-master..... per hour..	.75	11	11	11		
Helpers, desk helpers, bindery operatives, ink-room operatives, office helpers, printing operatives, stock keeper..... per hour..	.70	39	39	39		
Banders, bindery operatives, desk helpers, cylinder-press feeders, helpers, monotype caster men, messenger, office helpers, press operatives, stock keeper..... per hour..	.65	238	239	239		
Desk helpers, bindery operatives, helpers, chauffeur-repair men, ink-room operatives, messengers, platen-press feeders, presswork operatives, printing operatives, plate-making operatives..... per hour..	.60	162	162	165		
Desk helpers, bindery operatives, helper, chauffeur-repair men, elevator conductors, messengers, helpers, plate-making operatives, presswork operatives, printing operatives, skilled and unskilled laborers..... per hour..	.55	505	510	532		
Bindery operatives, delivery men, elevator conductors, laundry machine operatives, skilled and unskilled laborers..... per hour..	.50	558	558	558		
Cleaners..... do.....	.45	17	17	17		
Apprentices..... do.....	.32- .63	143	143	130		
Messenger boys..... do.....	.30	20	20	20		
		3, 639	3, 642	3, 755		
		Estimated expenditures, 1927 appropriation	Estimated expenditures, 1926 appropriation	Expended and obligated, 1925		
Salaries, wages of all mechanical forces, and pay for leaves of absence and holidays.....		\$7,101,318.00	\$7,101,944.00	\$7,005,941.28		
Estimated extra pay for night work.....		200,000.00	200,000.00	190,000.00		
Total.....		7,301,318.00	7,301,944.00	7,195,941.28		
Deduct expenditures for personal services included in objects named below.....		300,000.00	300,000.00	294,180.08		
01 Total personal services.....		7,001,318.00	7,001,944.00	6,901,761.20		
Supplies and materials:						
0200 Stationery and office supplies.....		9,000.00	9,000.00	9,018.66		
0201 Printed forms and letterheads.....		43,000.00	43,500.00	45,094.69		
0210 Medical and hospital supplies.....		300.00	300.00	214.81		
0220 Scientific and educational supplies.....		1,400.00	1,400.00	1,372.66		
0230 Fuel.....		13,300.00	13,300.00	13,289.20		

Estimates of appropriations required for the service of the fiscal year ending June 30, 1927—Continued

General object (title of appropriation), date of acts, references to Statutes at Large, or to Revised Statutes, and estimated amount required for each detailed object				Total amount to be appropriated under each head of appropriation	Amount appropriated for the fiscal year ending June 30, 1926
Public Printing and Binding—Continued.					
		Estimated expenditures, 1927 appropriation	Estimated expenditures, 1926 appropriation	Expended and obligated, 1925	
Supplies and materials—Continued.					
0280 Sundry supplies.....		\$100,000.00	\$100,000.00	\$99,953.09	
0290 Materials for producing Government printing and binding and furnishing blank paper.....		3,780,000.00	3,783,000.00	3,648,634.07	
02 Total supplies and materials.....		3,947,000.00	3,950,500.00	3,817,526.98	
Communication service:					
0501 Telegraph service.....		125.00	125.00	126.86	
0510 Telephone service.....		3,360.00	3,360.00	3,356.25	
05 Total communication service.....		3,485.00	3,485.00	3,483.11	
06 Travel expense.....		1,700.00	1,700.00	1,768.09	
07 Transportation of things (service).....		1,900.00	1,900.00	1,905.90	
Printing and binding, engraving, lithographing, etc.:					
0900 Printing and binding for use of Government Printing Office.....		8,500.00	8,500.00	8,510.73	
0810 Lithographing and engraving for departments, bureaus, and Congress.....		100,000.00	100,000.00	98,525.32	
08 Total printing and binding, engraving, and lithographing.....		108,500.00	108,500.00	107,036.05	
09 Advertising and publication of notices (services).....		1,400.00	1,400.00	1,324.24	
10 Furnishing of heat, light, power, water, electricity (service).....		136,000.00	136,000.00	136,233.55	
12 Repairs and alterations.....		340,000.00	340,000.00	360,934.69	
13 Special and miscellaneous current expenses.....		2,000.00	2,000.00	2,342.31	
Equipment:					
3010 Furniture, furnishing, and fixtures.....		3,000.00	3,000.00	3,132.16	
3020 Educational, scientific, and recreational equipment.....		1,200.00	1,200.00	1,213.09	
3050 All other equipment.....		300,000.00	300,000.00	325,104.79	
30 Total equipment.....		304,200.00	304,200.00	329,450.04	
Total.....		11,847,503.00	11,851,629.00	11,663,766.16	
Less repayments from other appropriations.....		9,447,503.00	9,451,629.00	9,694,930.65	
Balance (appropriation for public printing and binding).....		2,400,000.00	2,400,000.00	1,968,835.51	

Printing and binding for Congress chargeable to the foregoing appropriation, when recommended to be done by the Committee on Printing of either House, shall be so recommended in a report containing an approximate estimate of the cost thereof, together with a statement from the Public Printer of estimated approximate cost of work previously ordered by Congress within the fiscal year for which this appropriation is made.

During the fiscal year [1926] 1927 any executive department or independent establishment of the Government ordering printing and binding from the Government Printing Office shall pay promptly by check to the Public Printer upon his written request either in advance or upon completion of the work, all or part of the estimated or actual cost thereof, as the case may be, and bills rendered by the Public Printer in accordance herewith shall not be subject to audit or certification in advance of payment: *Provided*, That proper adjustments on the basis of the actual cost of delivered work paid for in advance shall be made monthly or quarterly and as may be agreed upon by the Public Printer and the department or establishment concerned. All sums paid to the Public Printer for work that he is authorized by law to do shall be deposited to the credit, on the books of the Treasury Department, of the appropriation made for the working capital of the Government Printing Office for the year in which the work is done, and be subject to requisition by the Public Printer.

All amounts in the Budget for the fiscal year [1927] 1928 for printing and binding for any department or establishment, so far as the Bureau of the Budget may deem practicable, shall be incorporated in a single item for printing and binding for such department or establishment and be eliminated as a part of any estimate for any other purpose. And if any amounts for printing and binding are included as a part of any estimates for any other purposes, such amounts shall be set forth in detail in a note immediately following the general estimate for printing and binding: *Provided*, That the foregoing requirements shall not apply to work to be executed at the Bureau of Engraving and Printing.

No part of any money appropriated in this act shall be paid to any person employed in the Government Printing Office while detailed for or performing service in any other executive branch of the public service of the United States unless such detail be authorized by law.

Estimates of appropriations required for the service of the fiscal year ending June 30, 1927—Continued

General object (title of appropriation), date of acts, references to Statutes at Large, or to Revised Statutes, and estimated amount required for each detailed object				Total amount to be appropriated under each head of appropriation		Amount appropriated for the fiscal year ending June 30, 1926	
OFFICE OF THE SUPERINTENDENT OF DOCUMENTS							
Salaries, Office of the Superintendent of Documents—							
For the Superintendent of Documents, assistant superintendent, and other personal services in accordance with the classification act of 1923, [\$362,720:] \$386,380: <i>Provided</i> , That employees in the office of the Superintendent of Documents may be paid compensation for night, Sunday, holiday, and overtime work at rates not in excess of the rates of additional compensation for such work allowed to other employees of the Government Printing Office under the provisions of the act entitled "An act to regulate and fix rates of pay for employees and officers of the Government Printing Office," approved June 7, 1924: <i>Provided further</i> , That for the purpose of conforming to the average provision of said act, this appropriation shall be considered a separate appropriation unit (act Mar. 4, 1925, vol. 48, p. 1300)							
				\$386,380.00		\$362,720.00	

Estimates of appropriations required for the service of the fiscal year ending June 30, 1927—Continued

General object (title of appropriation), date of acts, references to Statutes at Large, or to Revised Statutes, and estimated amount required for each detailed object				Total amount to be appropriated under each head of appropriation	Amount appropriated for the fiscal year ending June 30, 1926
General Expenses, Office of the Superintendent of Documents— For furniture and fixtures, typewriters, carpets, labor-saving machines and accessories, time stamps, adding and numbering machines, awnings, curtains, books of reference, <i>subscriptions to which may be paid in advance</i> ; directories, books, miscellaneous office and desk supplies; paper; twine, glue, envelopes, postage, car fares, soap, towels, disinfectants, and ice; drayage, express, freight, telephone and telegraph service; traveling expenses (not to exceed \$200); repairs to building, elevators, and machinery; preserving sanitary condition of building, light, heat, and power; stationery and office printing, including blanks, price lists, and bibliographies, \$85,000; for catalogues and indexes, not exceeding \$18,400; for supplying books to depository libraries, \$85,000; in all, \$188,400: <i>Provided, That no part of this sum shall be used to supply to depository libraries any documents, books, or other printed matter not requested by such libraries.</i>				\$188,400.00	\$188,400.00
		Estimated expenditures, 1927 appropriation	Estimated expenditures, 1926 appropriation	Expended and obligated, 1925	
Supplies and materials:					
0200	Stationery and office supplies.....	\$2,000.00	\$2,000.00	\$1,094.38	
0201	Printed forms and letterheads.....	8,000.00	8,000.00	5,818.71	
0220	Scientific and education supplies.....	50.00	50.00	5.75	
0280	Sundry supplies.....	4,000.00	4,000.00	3,250.91	
02	Total supplies and materials.....	14,050.00	14,050.00	10,178.75	
05	Telephone service.....	204.00	204.00	204.35	
06	Traveling expenses.....	200.00	200.00	6.67	
07	Transportation of things (services).....	2,100.00	2,100.00	1,745.00	
08	Printing and binding.....	150,846.00	150,846.00	121,410.04	
10	Furnishing heat, light, power, water, electricity (service).....	5,000.00	5,000.00	3,452.62	
12	Repairs and alterations.....	4,000.00	4,000.00	6,617.56	
13	Special and miscellaneous current expenses.....	3,000.00	3,000.00	8,192.63	
30	Furniture, furnishings, and fixtures.....	4,000.00	4,000.00	13,148.96	
	Total.....	188,400.00	188,400.00	164,956.58	
 In order to keep the expenditures for printing and binding for the fiscal year [1926] 1927 within or under the appropriations for such fiscal year, the heads of the various executive departments and independent establishments are authorized to discontinue the printing of annual or special reports under their respective jurisdictions: <i>Provided, That where the printing of such reports is discontinued, the original copy thereof shall be kept on file in the offices of the heads of the respective departments or independent establishments for public inspection.</i>					
Purchases may be made from the foregoing appropriations under the "Government Printing Office," as provided for in the printing act approved January 12, 1895, and without reference to section 4 of the act approved June 17, 1910, concerning purchases for executive departments.					
Total under Public Printer.....				3,135,733.00	3,106,600.00
Total, Legislative Establishment.....				16,498,381.70	14,915,001.80
 SEC. 2. No part of the funds herein appropriated shall be used for the purpose of purchasing by or through the stationery room articles other than stationery and office supplies essential to and necessary for the conduct of public business; nor shall any part of such funds be expended for the maintenance or care of private vehicles.					
SEC. 3. In expending appropriations or portions of appropriations contained in this act for the payment for personal services in the District of Columbia in accordance with "the classification act of 1923," the average of the salaries of the total number of persons under any grade in the Botanic Garden, the Library of Congress, or the Government Printing Office, shall not at any time exceed the average of the compensation rates specified for the grade by such act, and in grades in which only one position is allocated the salary of such position shall not exceed the average of the compensation rates for the grade: <i>Provided, That this restriction shall not apply (1) to grades 1, 2, 3, and 4 of the clerical-mechanical service, (2) to require the reduction in salary of any person whose compensation was fixed as of July 1, 1924, in accordance with the rules of section 6 of such act, (3) to require the reduction in salary of any person who is transferred from one position to another position in the same or different grade in the same or different bureau, office, or other appropriation unit, or (4) to prevent the payment of a salary under any grade at a rate higher than the maximum rate of the grade when such higher rate is permitted by "the classification act of 1923," and is specifically authorized by other law.</i>					

ESTIMATES OF APPROPRIATIONS REQUIRED FOR THE SERVICE OF THE FISCAL YEAR ENDING JUNE 30, 1927

General object (title of appropriation), date of acts, references to Statutes at Large, or to Revised Statutes, and estimated amount required for each detailed object				Total amount to be appropriated under each head of appropriation	Amount appropriated for the fiscal year ending June 30, 1926
CHAPTER II.—EXECUTIVE OFFICE AND INDEPENDENT ESTABLISHMENTS					
EXECUTIVE OFFICE					
THE PRESIDENT					
<i>Salary of the President—</i> For compensation of the President of the United States (<i>R. S., p. 24, secs. 152, 153; acts Mar. 4, 1909, vol. 35, p. 859, sec. 1; Mar. 3, 1925, vol. 43, p. 1198</i>)				\$75, 000. 00	\$75, 000. 00
THE VICE PRESIDENT					
<i>Salary of the Vice President—</i> For compensation of the Vice President of the United States (<i>R. S., p. 24, secs. 152-154; acts Feb. 26, 1907, vol. 34, p. 993, sec. 4; Mar. 3, 1925, vol. 43, p. 1198; Mar. 4, 1925, vol. 43, p. 1301</i>)				15, 000. 00	12, 000. 00
OFFICE OF THE PRESIDENT OF THE UNITED STATES					
<i>Salaries, Executive Office—</i> For Secretary to the President, \$7,500; personal services in the office of the President in accordance with the classification act of 1923, \$85,260; in all (<i>act Mar. 3, 1925, vol. 43, p. 1198</i>) <i>Provided, That employees of the executive departments and other establishments of the executive branch of the Government may be detailed from time to time to the office of the President of the United States for such temporary assistance as may be deemed necessary.</i>				92, 760. 00	92, 760. 00
		Estimated expenditures, 1927 appropriation	Estimated expenditures, 1926 appropriation	Expended and obligated, 1925	
Departmental service:					
Salaries—					
Clerical, administrative, and fiscal service—					
Grade 14, \$7,500 and over—		<i>Average—</i> No. 1	<i>Average—</i> No. 1	<i>Average—</i> No. 1	
Secretary		Salary \$7,500	Salary \$7,500	Salary \$7,500	
Grade 13, \$6,000 to \$7,500; average, \$6,750—					
Executive officer	2	6, 000	2 6, 000	2 6, 000	
Grade 12, \$5,200 to \$6,000; average, \$5,600—					
Chief administrative officer	1	5, 200	1 5, 200	1 5, 200	
Grade 10, \$3,300 to \$3,900; average, \$3,600—					
Senior administrative officer	1	3, 300	1 3, 300	1 3, 300	
Grade 9, \$3,000 to \$3,600; average, \$3,300—					
Administrative officer	4	3, 000	3½ 3, 000	4 3, 000	
Grade 8, \$2,700 to \$3,300; average, \$3,000—					
Administrative assistant	2	2, 700	2 2, 700	2 2, 700	
Grade 7, \$2,400 to \$3,000; average, \$2,700—					
Junior administrative assistant	8	2, 500	8 2, 500	8 2, 50	
Grade 6, \$2,100 to \$2,700; average, \$2,400—					
Principal clerk	4	2, 100	4 2, 100	4 2, 100	
Grade 4, \$1,680 to \$2,040; average, \$1,860—					
Clerk	1	1, 680	1 1, 680	1 1, 680	
Grade 3, \$1,500 to \$1,860; average, \$1,680—					
Assistant clerk	3	1, 620	3 1, 620	3 1, 620	
Custodial service—					
Grade 8, \$1,860 to \$2,400; average, \$2,111.42—					
Chief guard, White House property	1	2, 100	1 2, 100	1 2, 100	
Grade 6, \$1,500 to \$1,860; average, \$1,680—					
Supervisor	1	1, 500	1 1, 500	1 1, 500	
Grade 5, \$1,320 to \$1,680; average, \$1,500—					
Head messenger	1	1, 320	1 1, 320	1 1, 320	
Grade 4, \$1,140 to \$1,500; average, \$1,320—					
Messenger	3	1, 140	3 1, 140	3 1, 140	
Grade 3, \$1,020 to \$1,260; average, \$1,140—					
Messenger	2	1, 080	2 1, 080	2 1, 080	
Grade 2, \$900 to \$1,140; average, \$1,020—					
Laborer	2	960	2 960	2½ 960	
Total number of employees	37		36½	37½	
Total salaries		92, 760		90, 760	92, 800
The difference between 1927 and 1926 is due to increase in force, \$2,000.					

Estimates of appropriations required for the service of the fiscal year ending June 30, 1927—Continued

General object (title of appropriation), date of acts, references to Statutes at Large, or to Revised Statutes, and estimated amount required for each detailed object				Total amount to be appropriated under each head of appropriation	Amount appropriated for the fiscal year ending June 30, 1926
Contingent Expenses, Executive Office— For contingent expenses of the Executive Office, including stationery, record books, telegrams, telephones, books for library, furniture and carpets for offices, automobiles, expenses of garage, including labor, special services, and miscellaneous items, to be expended in the discretion of the President (<i>act Mar. 3, 1925, vol. 43, p. 1199</i>)				\$35,500.00	\$35,000.00
	Estimated expenditures, 1927 appropriation	Estimated expenditures, 1926 appropriation	Expended and obligated, 1925		
01 Personal services.....	\$22,000.00	\$22,000.00	\$21,938.57		
02 Supplies and materials.....	4,150.00	4,600.00	4,613.55		
05 Communication service.....	4,700.00	4,700.00	4,667.22		
08 Engraving.....	200.00	200.00	166.90		
13 Special and miscellaneous expenses.....	900.00	700.00	539.55		
30 Equipment.....	3,550.00	2,800.00	2,753.51		
Total.....	35,500.00	35,000.00	34,729.30		
Printing and Binding, Executive Office— For printing and binding (<i>acts Mar. 20, 1922, vol. 42, p. 436; Mar. 3, 1925, vol. 43, p. 1199</i>)				2,800.00	2,800.00
	Estimated expenditures, 1927 appropriation	Estimated expenditures, 1926 appropriation	Expended and obligated, 1925		
02011 Letterheads and envelopes.....	\$1,450.00	\$1,450.00	\$1,479.48		
0800 Speeches and Senate documents.....	1,100.00	1,100.00	1,085.74		
0800 Binding.....	50.00	50.00	43.73		
0800 Miscellaneous printing.....	200.00	200.00	215.24		
Total.....	2,800.00	2,800.00	2,834.19		
Traveling Expenses of the President— For traveling and official entertainment expenses of the President of the United States, to be expended in his discretion and accounted for on his certificate solely (<i>act Mar. 3, 1925, vol. 43, p. 1199</i>)				25,000.00	25,000.00
	Estimated expenditures, 1927 appropriation	Estimated expenditures, 1926 appropriation	Expended and obligated, 1925		
06 Travel, etc.....	\$25,000.00	\$25,000.00	\$22,815.45		
Total, Executive Office proper.....				246,060.00	242,560.00
Maintenance, Executive Mansion and Grounds— For the care, maintenance, repair, refurnishing, improvement, heating, and lighting, including electric power and fixtures, of the Executive Mansion, the Executive Mansion greenhouses, including reconstruction, and the Executive Mansion grounds, to be expended by contract or otherwise as the President may determine (<i>acts Feb. 26, 1925, vol. 43, pp. 933-984; Mar. 3, 1925, vol. 43, p. 1199</i>)				110,000.00	110,000.00
	Estimated expenditures, 1927 appropriation	Estimated expenditures, 1926 appropriation	Expended and obligated, 1925		
Field service:					
Salaries and wages—	Average—	Average—	Average—		
Salary range, \$1,680 to \$2,040; average, \$1,860—	No. Salary	No. Salary	No. Salary		
Mechanics.....	3 \$2,040	3 \$2,040	3 \$2,040		
Manager.....	1 1,800	1 1,800	1 1,800		
Salary range, \$1,500 to \$1,860; average, \$1,680—					
Head cook.....	1 1,500	1 1,500	1 1,500		
Salary range, \$1,140 to \$1,500; average, \$1,320—					
Fireman.....	1 1,260	1 1,260	1 1,260		
Butler.....	1 1,200	1 1,200	1 1,200		
Salary range, \$1,020 to \$1,260; average, \$1,140—					
Second butler.....	1 1,080	1 1,080	1 1,080		
Footman.....	4 1,140	4 1,140	4 1,140		
Head cleaner.....	1 1,140	1 1,140	1 1,140		
Pantryman.....	1 1,020	1 1,020	1 1,020		
Salary range, \$900 to \$1,140; average, \$1,020—					
Houseman.....	1 900	1 900	1 900		
Kitchen boy.....	1 900	1 900	1 900		
Cleaner.....	2 900	2 900	2 900		

Estimates of appropriations required for the service of the fiscal year ending June 30, 1927—Continued

General object (title of appropriation), date of acts, references to Statutes at Large, or to Revised Statutes, and estimated amount required for each detailed object				Total amount to be appropriated under each head of appropriation	Amount appropriated for the fiscal year ending June 30, 1926
Maintenance, Executive Mansion and Grounds—Continued.					
	Estimated expenditures, 1927 appropriation	Estimated expenditures, 1926 appropriation	Expended and obligated, 1925		
Field service—Continued					
Salaries and wages—Continued					
Salary range, \$780 to \$1,020; average, \$900—	Average—	Average—	Average—		
Chambermaid.....	No. 3 Salary \$880	No. 3 Salary \$880	No. 3 Salary \$880		
Laundress.....	2 808	2 808	2 808		
Kitchen helper.....	1 780	1 780	1 780		
Salary range, \$600 to \$780; average, \$690—					
Maid.....	1 720	1 720	1 720		
Temporary employees.....	40 1,100	40 1,100	40 1,184		
Total average number of employees.....	65	65	65		
01 Total salaries and wages, field service.....	74,300.00	74,300.00	74,134.36		
Supplies and materials:					
0200 Stationery and office supplies.....	640.00	650.00	648.05		
0231 Coal and other solids.....	7,000.00	8,400.00	8,369.29		
0236 Gasoline.....	190.00	200.00	190.09		
0240 Wearing apparel and sewing supplies.....	1,000.00	1,000.00	1,001.25		
0280 Sundry supplies.....	3,500.00	4,000.00	3,946.75		
0290 Materials (stock).....	3,000.00	3,500.00	3,458.29		
02 Total supplies and materials.....	15,330.00	17,750.00	17,613.71		
05 Communication service.....	30.00	30.00	14.85		
06 Traveling expenses.....	50.00	50.00	47.33		
Furnishing of heat, light, and power:					
1000 Furnishing of heat.....	3,000.00	4,400.00	3,992.33		
1030 Furnishing of electricity.....	2,650.00	3,750.00	3,201.60		
10 Total furnishing of heat, light, and power.....	5,650.00	8,150.00	7,193.93		
12 Repairs and alterations.....	9,000.00	3,200.00	3,147.39		
13 Special and miscellaneous current expense.....	990.00	1,000.00	991.49		
Equipment:					
3000 Passenger-carrying vehicles.....	50.00	70.00	35.28		
3010 Furniture, furnishings, and fixtures.....	2,500.00	3,200.00	3,206.97		
3050 Other equipment.....	1,700.00	1,800.00	1,763.62		
30 Total equipment.....	4,250.00	5,070.00	5,008.87		
32 Structures and parts, etc.....	400.00	450.00	401.99		
Total.....	110,000.00	110,000.00	108,553.93		
[Extraordinary Repairs, Executive Mansion—]					
[For extraordinary repairs to and refurnishing the Executive Mansion, to be expended by contract or otherwise, as the President may determine, \$50,000]					\$50,000.00
	Estimated expenditures, 1927 appropriation	Estimated expenditures, 1926 appropriation	Expended and obligated, 1925		
12 Repairs and alterations.....		\$20,000.00			
30 Furniture, furnishings, and fixtures.....		30,000.00			
Total.....		50,000.00			
Salaries, White House Police—					
Salaries: First sergeant, \$2,700; three sergeants, at \$2,400 each; and thirty-five privates, at \$2,100 each; in all (<i>acts Feb. 26, 1925, vol. 43, pp. 983-984; Mar. 3, 1925, vol. 43, p. 1199</i>).....				\$83,400.00	83,400.00
	Estimated expenditures, 1927 appropriation	Estimated expenditures, 1926 appropriation	Expended and obligated, 1925		
White House police:	Average—	Average—	Average—		
First sergeant.....	No. 1 Salary \$2,700.00	No. 1 Salary \$2,700.00	No. 1 Salary \$2,700.00		
Sergeant.....	3 2,400.00	3 2,400.00	3 2,400.00		
Privates.....	35 2,100.00	35 2,100.00	35 2,100.00		
Total number of employees.....	39	39	39		
01 Total personal services.....	83,400.00	83,400.00	76,518.65		

Estimates of appropriations required for the service of the fiscal year ending June 30, 1927—Continued

General object (title of appropriation), date of acts, references to Statutes at Large, or to Revised Statutes, and estimated amount required for each detailed object				Total amount to be appropriated under each head of appropriation	Amount appropriated for the fiscal year ending June 30, 1926
Uniforms and Equipment, White House Police— For uniforming and equipping the White House police, including the purchase, [and] issue, and repair of revolvers, and the purchase and issue of ammunition, to be procured in such manner as the President in his discretion may determine (acts Feb. 26, 1925, vol. 43, pp. 983-984; Mar. 3, 1925, vol. 43, p. 1199)-----				\$2, 500. 00	\$4, 000. 00
	Estimated expenditures, 1927 appropriation	Estimated expenditures, 1926 appropriation	Expended and obligated, 1925		
30 Equipment-----	\$2, 500. 00	\$4, 000. 00	\$2, 320. 44		
Total under Executive Office-----				441, 960. 00	489, 960. 00
INDEPENDENT ESTABLISHMENTS					
ALASKA RELIEF FUNDS					
Permanent appropriations:					
Relief of the Indigent, Alaska Fund, Special Fund—					
Indefinite appropriation of 10 per cent of the receipts from licenses collected outside of incorporated towns in Alaska, to be expended for the relief of persons in Alaska who are indigent and incapacitated through nonage, old age, sickness, or accident (acts Jan. 27, 1905, vol. 33, p. 616, sec. 1; Feb. 9, 1909, vol. 35, p. 601, sec. 7; Mar. 3, 1913, vol. 37, p. 728, sec. 1)-----					
Redistribution, Funds for Indigent, Alaska Fund, Special Fund— Indefinite appropriation of such portion of the fund for relief of indigent in Alaska as may remain unexpended and be returned to the Treasury, available for relief in other divisions of the Territory when needed (act Mar. 3, 1913, vol. 37, p. 728, sec. 1)-----				15, 000. 00	15, 000. 00
	Estimated expenditures, 1927 appropriation	Estimated expenditures, 1926 appropriation	Expended and obligated, 1925		
22 Relief of indigent persons in Alaska-----	\$15, 000. 00	\$15, 000. 00	\$15, 921. 85		
OFFICE OF ALIEN PROPERTY CUSTODIAN					
Salaries and Expenses, Office of Alien Property Custodian—					
For expenses of the Alien Property Custodian authorized by the act entitled "An act to define, regulate, and punish trading with the enemy, and for other purposes," approved October 6, 1917, as amended, including personal and other services and rental of quarters in the District of Columbia and elsewhere, per diem allowances in lieu of subsistence not exceeding \$4, traveling expenses, law books, books of reference and periodicals, supplies and equipment, and maintenance, repair, and operation of motor-propelled passenger-carrying vehicles, [\$188,420] \$150,000, of which amount not to exceed [\$176,040] \$122,900 may be expended for personal services in the District of Columbia: <i>Provided</i> , That this appropriation shall not be available for rent of buildings in the District of Columbia if suitable space is provided by the Public Buildings Commission (act Mar. 3, 1925, vol. 43, p. 1199)-----					
	Estimated expenditures, 1927 appropriation	Estimated expenditures, 1926 appropriation	Expended and obligated, 1925		
Departmental service:					
Salaries—					
Professional and scientific service—	Average—	Average—	Average—		
Grade 6, \$8,000 to \$7,500; average, \$6,750—	No. Salary	No. Salary	No. Salary		
Chief attorney (general counsel)-----	1 \$7, 500	1 \$7, 500	1 \$7, 500		
Grade 5, \$5,200 to \$6,000; average, \$5,600—					
Senior attorney (managing director)-----	1 6, 000	1 6, 000	1 6, 000		
Grade 4, \$3,800 to \$5,000; average, \$4,400—					
Attorney (chief division)-----		1 5, 000	2 4, 167		
Grade 3, \$3,000 to \$3,600; average, \$3,300—					
Associate attorney (assistant division chief)-----		1 3, 000			
Grade 2, \$2,400 to \$3,000; average, \$2,700—					
Assistant attorney-----	1 2, 700	1 2, 700	1 2, 400		
				130, 000. 00	188, 420. 00

Estimates of appropriations required for the service of the fiscal year ending June 30, 1927—Continued

General object (title of appropriation), date of acts, references to Statutes at Large, or to Revised Statutes, and estimated amount required for each detailed object				Total amount to be appropriated under each head of appropriation	Amount appropriated for the fiscal year ending June 30, 1926
Salaries and Expenses, Office of Alien Property Custodian—Continued.					
	Estimated expenditures, 1927 appropriation	Estimated expenditures, 1926 appropriation	Expended and obligated, 1925		
Departmental service—Continued.					
Salaries—Continued.					
Clerical, administrative, and fiscal service—	Average—	Average—	Average—		
Grade 13, \$6,000 to \$7,500; average, \$6,750—	No. Salary	No. Salary	No. Salary		
Executive officer (custodian).....	1 \$6,500	1 \$6,500	1 \$7,125		
Grade 11, \$3,800 to \$5,000; average, \$4,400—					
Administrative officer (chief division).....	1 5,000	1 5,000	1 5,000		
Grade 10, \$3,300 to \$3,900; average, \$3,600—					
Junior administrative officer (assistant division chief).....	1 3,900	1 3,900	1 3,900		
Grade 9, \$3,000 to \$3,600; average, \$3,300—					
Senior administrative assistant (assistant division chief).....		1 3,600	1 3,600		
Grade 8, \$2,700 to \$3,300; average, \$3,000—					
Administrative assistant (chief accountant).....	1 3,300	1 3,300	2 3,300		
Grade 7, \$2,400 to \$3,000; average, \$2,700—					
Junior administrative assistant (accountants).....	3 2,817	6 2,817	6 2,817		
Grade 6, \$2,100 to \$2,700; average, \$2,400—					
Principal clerk.....	1 2,400	1 2,400	2 2,700		
Grade 5, \$1,800 to \$2,400; average, \$2,111.43—					
Senior clerk (adjusters and examiners).....	4 2,208	6 2,208	6 2,220		
Grade 4, \$1,680 to \$2,040; average, \$1,860—					
Clerk.....	4 1,990	7 1,990	7 1,997		
Translator.....	1 1,680	1 1,680	1 1,680		
Grade 3, \$1,500 to \$1,860; average, \$1,680—					
Assistant clerk.....	14 1,757	17 1,757	18 1,764		
Senior stenographer.....	1 1,790	2 1,790	2 1,780		
Grade 2, \$1,320 to \$1,680; average, \$1,500—					
Junior clerk.....	4 1,530	7 1,530	10 1,520		
Junior stenographer.....	3 1,640	4 1,640	2 1,640		
Grade 1, \$1,140 to \$1,500; average, \$1,320—					
Underclerk.....	1 1,800	1 1,800	4 1,350		
Underoperator.....	3 1,440	3 1,440	3 1,440		
Custodial service—					
Grade 5, \$1,320 to \$1,680; average, \$1,500—					
Junior mechanic.....	1 1,620	1 1,620	1 1,620		
Grade 4, \$1,140 to \$1,500; average, \$1,320—					
Undermechanic.....	1 1,320	1 1,320	1 1,500		
Grade 3, \$1,020 to \$1,260; average, \$1,140—					
Messenger.....	9 1,113	10 1,113	12 1,113		
Guard.....	1 1,110	2 1,110	2 1,110		
Grade 2, \$900 to \$1,140; average, \$1,020—					
Junior laborer.....	1 1,020	2 1,020	2 900		
Total average number of employees.....	59	81	90		
01 Total salaries, departmental service.....	122,900	169,810	185,748		
The difference between 1927 and 1926 is due to decrease in force, \$46,910.					
02 Stationery and office supplies.....	1,000.00	2,100.00	2,436.61		
04 Storage and care of motor vehicles.....	500.00	1,400.00	1,440.70		
Communication service:					
0601 Telegraph, cable, and radio service.....	300.00	500.00	528.52		
0510 Telephone service.....	1,000.00	1,900.00	2,134.22		
0520 Postage.....	400.00	600.00	550.00		
05 Total communication service.....	1,700.00	3,000.00	3,212.74		
Travel expenses:					
0615 Transportation.....	2,500.00	5,100.00	5,152.10		
0616 Subsistence.....	500.00	1,700.00	1,770.00		
06 Total travel expenses.....	3,000.00	6,800.00	6,922.10		
11 Rental of safe deposit boxes.....	380.00	500.00	411.18		
13 Special and miscellaneous current expenses.....	310.00	400.00	315.73		
30 Office furniture, files, etc.....	210.00	1,410.00	1,417.76		
Reserve.....		3,000.00			
Total.....	130,000.00	188,420.00	201,591.80		
1 Includes one Civil War veteran, at \$1,800.					
Printing and Binding, Office of Alien Property Custodian—					
For all printing and binding for the Alien Property Custodian (<i>act Mar. 3, 1925, vol. 43, p. 1199</i>).....				\$650.00	\$800.00
	Estimated expenditures, 1927 appropriation	Estimated expenditures, 1926 appropriation	Expended and obligated, 1925		
02011 Printed forms and letterheads.....	\$650.00	\$800.00	\$956.29		
Total, office of Alien Property Custodian.....				130,650.00	189,220.00

Estimates of appropriations required for the service of the fiscal year ending June 30, 1927—Continued

General object (title of appropriation), date of acts, references to Statutes at Large, or to Revised Statutes, and estimated amount required for each detailed object	Total amount to be appropriated under each head of appropriation	Amount appropriated for the fiscal year ending June 30, 1926																																																																																																
<p style="text-align: center;">AMERICAN BATTLE MONUMENTS COMMISSION</p> <p><i>American Battle Monuments Commission—</i> For every expenditure requisite for or incident to the work of the American Battle Monuments Commission authorized by the act entitled "An act for the creation of an American Battle Monuments Commission to erect suitable memorials commemorating the services of the American soldier in Europe, and for other purposes," approved March 4, 1923, including the acquisition of land or interest in land in foreign countries for carrying out the purposes of said act without submission to the Attorney General of the United States under the provisions of section 355 of the Revised Statutes; employment of personal services in the District of Columbia and elsewhere; the transportation of, mileage of, reimbursement of actual travel expenses or per diem in lieu thereof to the personnel engaged upon the work of the commission, as authorized by law; the reimbursement of actual travel expenses (not exceeding \$8 per day) or per diem in lieu thereof (not exceeding \$7 per day), to, and the transportation of, the members of the commission, while engaged upon the work of the commission; the establishment of offices and the rent of office space in foreign countries; the purchase of motor-propelled passenger-carrying vehicles for the official use of the commission and its personnel in foreign countries, at a cost of not to exceed \$2,500; the maintenance, repair and operation of motor-propelled passenger-carrying vehicles, which may be furnished to the commission by other departments of the Government or acquired by purchase; printing, binding, engraving, lithographing, photographing, and typewriting; the purchase of maps, textbooks, newspapers and periodicals, \$800,000: <i>Provided, That the appropriation herein made shall be immediately available, and, together with the unexpended balances of the appropriations made available for the fiscal year 1926 by the act approved March 3, 1925, shall remain available until expended: Provided further, That the commission may incur obligations and enter into contracts for building materials and supplies and for construction work, which, inclusive of the amounts herein made available, shall not exceed a total of \$3,000,000, and such contracts shall be deemed contractual obligations of the Federal Government for the payment of the cost thereof: Provided further, That the commission is hereby authorized to engage the services of such engineers, architects, sculptors, artists, and other technical personnel as may be necessary without reference to civil-service requirements, and to contract for nonpersonal services under such conditions as may be authorized by the commission, and to make payment therefor at rates of pay authorized by said commission: Provided further, That when traveling on business of the commission officers of the Army serving as members or as secretary of the commission may be reimbursed for expenses as provided for other members of the commission: Provided further, That disbursements for expenditures outside of continental United States may be made by a special disbursing agent designated by the commission and under such regulations as it may prescribe (acts Mar. 4, 1923, vol. 42, p. 1509; June 7, 1924, vol. 43, p. 522; Mar. 3, 1925, vol. 43, pp. 1199-1200)</i></p>																																																																																																		
	\$800,000.00																																																																																																	
<table><tr><td></td><td>Estimated expenditures, 1927 appropriation</td><td>Estimated expenditures, 1926 appropriation</td><td>Expended and obligated, 1925</td></tr><tr><td>Departmental service:</td><td></td><td></td><td></td></tr><tr><td>Salaries—</td><td></td><td></td><td></td></tr><tr><td>Clerical, administrative, and fiscal service—</td><td></td><td></td><td></td></tr><tr><td>Grade 7, \$2,400 to \$3,000; average, \$2,700—</td><td><i>Average—</i></td><td><i>Average—</i></td><td><i>Average—</i></td></tr><tr><td>Junior administrative assistant (chief clerk) . . .</td><td>No. Salary</td><td>No. Salary</td><td>No. Salary</td></tr><tr><td>Grade 6, \$2,100 to \$2,700; average, \$2,400—</td><td>1 \$3,000.00</td><td>1 \$3,000.00</td><td>1 \$3,000.00</td></tr><tr><td>Principal accounting and auditing assistant . . .</td><td>1 2,400.00</td><td>1 2,400.00</td><td>1 2,400.00</td></tr><tr><td>Grade 5, \$1,860 to \$2,400; average, \$2,111.42—</td><td>1 2,100.00</td><td>1 2,040.00</td><td></td></tr><tr><td>Senior office draftsman . . .</td><td>1 1,860.00</td><td>1 1,860.00</td><td>1 1,800.00</td></tr><tr><td>Grade 4, \$1,680 to \$2,040; average, \$1,860—</td><td>1 1,560.00</td><td>1 1,500.00</td><td></td></tr><tr><td>Clerk . . .</td><td>1 1,200.00</td><td>1 1,200.00</td><td>1 1,140.00</td></tr><tr><td>Grade 3, \$1,500 to \$1,860; average, \$1,680—</td><td></td><td></td><td></td></tr><tr><td>Assistant clerk-stenographer . . .</td><td>6 12,120.00</td><td>4 9,050.00</td><td>3 7,960.80</td></tr><tr><td>Custodial service—</td><td></td><td></td><td></td></tr><tr><td>Grade 4, \$1,140 to \$1,500; average, \$1,320—</td><td></td><td></td><td></td></tr><tr><td>Head messenger . . .</td><td></td><td></td><td></td></tr><tr><td>Total number of employees . . .</td><td></td><td></td><td></td></tr><tr><td>Total salaries, departmental service . . .</td><td></td><td></td><td></td></tr><tr><td>The difference between 1927 and 1926 is due to—</td><td></td><td></td><td></td></tr><tr><td>to—</td><td></td><td></td><td></td></tr><tr><td>Increase in force . . .</td><td></td><td></td><td></td></tr><tr><td>Increase in salaries . . .</td><td></td><td></td><td></td></tr><tr><td>Total increase . . .</td><td></td><td></td><td></td></tr></table>		Estimated expenditures, 1927 appropriation	Estimated expenditures, 1926 appropriation	Expended and obligated, 1925	Departmental service:				Salaries—				Clerical, administrative, and fiscal service—				Grade 7, \$2,400 to \$3,000; average, \$2,700—	<i>Average—</i>	<i>Average—</i>	<i>Average—</i>	Junior administrative assistant (chief clerk) . . .	No. Salary	No. Salary	No. Salary	Grade 6, \$2,100 to \$2,700; average, \$2,400—	1 \$3,000.00	1 \$3,000.00	1 \$3,000.00	Principal accounting and auditing assistant . . .	1 2,400.00	1 2,400.00	1 2,400.00	Grade 5, \$1,860 to \$2,400; average, \$2,111.42—	1 2,100.00	1 2,040.00		Senior office draftsman . . .	1 1,860.00	1 1,860.00	1 1,800.00	Grade 4, \$1,680 to \$2,040; average, \$1,860—	1 1,560.00	1 1,500.00		Clerk . . .	1 1,200.00	1 1,200.00	1 1,140.00	Grade 3, \$1,500 to \$1,860; average, \$1,680—				Assistant clerk-stenographer . . .	6 12,120.00	4 9,050.00	3 7,960.80	Custodial service—				Grade 4, \$1,140 to \$1,500; average, \$1,320—				Head messenger . . .				Total number of employees . . .				Total salaries, departmental service . . .				The difference between 1927 and 1926 is due to—				to—				Increase in force . . .				Increase in salaries . . .				Total increase . . .					
	Estimated expenditures, 1927 appropriation	Estimated expenditures, 1926 appropriation	Expended and obligated, 1925																																																																																															
Departmental service:																																																																																																		
Salaries—																																																																																																		
Clerical, administrative, and fiscal service—																																																																																																		
Grade 7, \$2,400 to \$3,000; average, \$2,700—	<i>Average—</i>	<i>Average—</i>	<i>Average—</i>																																																																																															
Junior administrative assistant (chief clerk) . . .	No. Salary	No. Salary	No. Salary																																																																																															
Grade 6, \$2,100 to \$2,700; average, \$2,400—	1 \$3,000.00	1 \$3,000.00	1 \$3,000.00																																																																																															
Principal accounting and auditing assistant . . .	1 2,400.00	1 2,400.00	1 2,400.00																																																																																															
Grade 5, \$1,860 to \$2,400; average, \$2,111.42—	1 2,100.00	1 2,040.00																																																																																																
Senior office draftsman . . .	1 1,860.00	1 1,860.00	1 1,800.00																																																																																															
Grade 4, \$1,680 to \$2,040; average, \$1,860—	1 1,560.00	1 1,500.00																																																																																																
Clerk . . .	1 1,200.00	1 1,200.00	1 1,140.00																																																																																															
Grade 3, \$1,500 to \$1,860; average, \$1,680—																																																																																																		
Assistant clerk-stenographer . . .	6 12,120.00	4 9,050.00	3 7,960.80																																																																																															
Custodial service—																																																																																																		
Grade 4, \$1,140 to \$1,500; average, \$1,320—																																																																																																		
Head messenger . . .																																																																																																		
Total number of employees . . .																																																																																																		
Total salaries, departmental service . . .																																																																																																		
The difference between 1927 and 1926 is due to—																																																																																																		
to—																																																																																																		
Increase in force . . .																																																																																																		
Increase in salaries . . .																																																																																																		
Total increase . . .																																																																																																		

Estimates of appropriations required for the service of the fiscal year ending June 30, 1927—Continued

General object (title of appropriation), date of acts, references to Statutes at Large, or to Revised Statutes, and estimated amount required for each detailed object

Total amount to be appropriated under each head of appropriation

Amount appropriated for the fiscal year ending June 30, 1926

American Battle Monuments Commission—Continued.

	Estimated expenditures, 1927 appropriation	Estimated expenditures, 1926 appropriation	Expended and obligated, 1925
Field service:			
Salaries and wages—			
Salary range, \$1,860 to \$2,400; average, \$2,100—			
Senior clerk	<i>Average—</i> No. 1 Salary \$2,030.00	<i>Average—</i> No. 1 Salary \$1,900.00	<i>Average—</i> No. 1 Salary \$2,040.00
Salary range, \$1,680 to \$2,040; average, \$1,860—			
Accounting assistant	1 1,800.00	½ 1,700.00	-----
Salary range, \$1,500 to \$1,860; average, \$1,680—			
Assistant clerk-stenographer	1 1,560.00	-----	-----
Salary range, \$1,320 to \$1,680; average, \$1,500—			
Junior clerk	1 1,320.00	½ 1,260.00	★ 1,320.00
Salary range, \$1,020 to \$1,260; average, \$1,140—			
Chauffeur	1 1,020.00	1 1,020.00	★ 840.00
Total number of employees	5	3	1½
Total salaries and wages, field service	7,730.00	4,400.00	2,405.33
The difference between 1927 and 1926 is due to—			
Increase in force	\$3,040		
Increase in salaries	290		
	3,330		
01 Total personal services	19,850.00	13,450.00	10,366.13
02 Supplies and materials	800.00	985.85	678.27
05 Communication service	800.00	500.00	233.87
06 Travel expenses	21,800.00	19,000.00	17,033.31
07 Transportation of things	8,000.00	1,000.00	156.82
08 Printing, binding, engraving, lithographing, photographing, and typewriting (services)	5,000.00	8,000.00	2,696.34
09 Advertising and publication of notices	300.00	100.00	-----
11 Rents	2,500.00	1,200.00	936.03
13 Cemeteries	-----	48,447.00	1,552.82
30 Equipment	6,400.00	1,500.00	173.53
31 Land and interests in land	10,000.00	6,580.00	-----
32 Structures and parts and nonstructural improvements to land	724,750.00	454,360.85	2,155.82
Total	800,000.00	555,123.20	35,982.44

ARLINGTON MEMORIAL BRIDGE COMMISSION

Arlington Memorial Bridge—

For [commencing] continuing the construction of the Arlington Memorial Bridge across the Potomac River at Washington, authorized in an act entitled "An act to provide for the construction of a memorial bridge across the Potomac River from a point near the Lincoln Memorial in the city of Washington to an appropriate point in the State of Virginia, and for other purposes," approved February 24, 1925, to be expended in accordance with the provisions and conditions of the said act, including all necessary incidental and contingent expenses, printing and binding, and traveling expenses, to be available immediately and to remain available until expended (acts Feb. 24, 1925, vol. 43, p. 974; Mar. 4, 1925, vol. 43, p. 1316)-----

\$2,500,000.00

(*)

	Estimated expenditures, 1927 appropriation	Estimated expenditures, 1926 appropriation	Expended and obligated, 1925
Field service:			
Salaries and wages—			
Salary range, \$3,800 to \$5,000; average, \$4,400—			
Engineer	<i>Average—</i> No. 1 Salary \$5,000	<i>Average—</i> No. 1 Salary \$5,000	<i>Average—</i> No. 1 Salary \$5,000
Salary range, \$2,400 to \$3,000; average, \$2,700—			
Architectural draftsman	1 2,700	1 2,700	-----
Structural designer	1 2,700	1 2,700	★ 2,700
Salary range, \$2,100 to \$2,700; average, \$2,400—			
Surveyor	1 2,100	1 2,100	★ 2,100
Salary range, \$1,680 to \$2,040; average, \$1,860—			
Clerk	3 1,860	2 1,860	-----
Salary range, \$1,320 to \$1,680; average, \$1,500—			
Assistant clerk	5 1,500	4 1,500	2½ 1,320
Temporary employees	3 1,473	2 1,560	1,450
Total average number of employees	15	12	3½
01 Total salaries and wages, field service	30,000	25,000	4,700
The difference between 1927 and 1926 is due to increase in force, \$5,000.			
Deduct expenditures for personal services included in objects named below	30,600	25,000	4,700
32 Bridges and viaducts	2,349,500	1 642,800	7,700
Total	2,349,500	1 642,800	7,700

1 \$150,500 for dredging to be expended from 1927 appropriation as soon as funds are made available.

* The sum of \$500,000 was appropriated by act of Mar. 4, 1925, available for expenditure in 1925 and 1926.

Estimates of appropriations required for the service of the fiscal year ending June 30, 1927—Continued

General object (title of appropriation), data of acts, references to Statutes at Large, or to Revised Statutes, and estimated amount required for each detailed object				Total amount to be appropriated under each head of appropriation	Amount appropriated for the fiscal year ending June 30, 1926
BOARD OF TAX APPEALS					
Salaries and Expenses, Board of Tax Appeals—					
For every expenditure requisite for and incident to the work of the Board of Tax Appeals as authorized under Title IX, section 900, of the revenue act of 1924, approved June 2, 1924, including personal services and <i>contract stenographic reporting services</i> , rent at the seat of Government and elsewhere, traveling expenses, necessary expenses for subsistence or per diem in lieu of subsistence, car fare, stationery, furniture, office equipment, purchases and exchange of typewriters, law books and books of reference, periodicals, and all other necessary supplies, [\$345,320] \$428,616 , of which amount not to exceed [\$267,520] \$258,640 may be expended for personal services in the District of Columbia: <i>Provided</i> , That this appropriation shall not be available for rent of buildings in the District of Columbia if suitable space is provided by the Public Buildings Commission (<i>acts June 2, 1924, vol. 43, pp. 336-338, sec. 900; Mar. 3, 1925, vol. 43, p. 1200</i>)-----				\$428, 616. 00	\$345, 320. 00
	Estimated expenditures, 1927 appropriation	Estimated expenditures, 1926 appropriation	Expended and obligated, 1925		
Departmental service:					
Salaries—					
Professional service—					
Grade 6, \$6,000 to \$7,500; average, \$6,750—	<i>Average—</i>	<i>Average—</i>	<i>Average—</i>		
Chief attorney.....	No. Salary	No. Salary	No. Salary		
Grade 5, \$5,200 to \$6,000; average, \$5,600—	7 \$7,500	16 \$7,500	11½ \$7,500		
Attorney.....	5 5,600		1½ 5,200		
Auditor.....	1 6,000				
Grade 4, \$3,800 to \$5,000; average, \$4,400—					
Attorney.....	2 4,400	3 4,400			
Engineer.....		2 4,400			
Grade 3, \$3,000 to \$3,600; average, \$3,300—					
Associate attorney.....	2 3,300	3 3,300	2½ 3,136		
Grade 2, \$2,400 to \$3,000; average, \$2,700—					
Assistant attorney.....	1 2,700		½ 2,400		
Grade 1, \$1,860 to \$2,400; average, \$2,100—					
Junior attorney.....	5 2,100	2 2,100	½ 1,860		
Junior librarian.....		1 2,100			
Subprofessional service—					
Grade 6, \$1,860 to \$2,400; average, \$2,100—					
Senior librarian assistant.....	1 2,100		½ 1,860		
Clerical, administrative, and fiscal service—					
Grade 12, \$5,200 to \$6,000; average, \$5,600—					
Senior administrative officer.....	1 5,600	1 5,200	1 5,200		
Grade 11, \$4,500 to \$5,000; average, \$4,400—					
Assistant chief accountant and auditor.....		2 4,400			
Grade 6, \$2,100 to \$2,700; average, \$2,400—					
Principal stenographer.....	1 2,400	1 2,300	1 2,300		
Grade 5, \$1,860 to \$2,400; average, \$2,100—					
Senior clerk.....	6 2,100	2 2,350	3½ 2,206		
Senior clerk-stenographer.....	6 2,100	21 2,100	13½ 1,961		
Grade 4, \$1,680 to \$2,040; average, \$1,860—					
Clerk.....	5 1,860	10 1,860	3½ 1,766		
Clerk-stenographer.....	6 1,860		½ 1,740		
Grade 3, \$1,500 to \$1,860; average, \$1,680—					
Assistant clerk.....	6 1,680	3 1,680	3½ 1,583		
Senior stenographer.....	11 1,680	6 1,680	6½ 1,650		
Grade 2, \$1,320 to \$1,680; average, \$1,500—					
Junior clerk.....	6 1,500		1½ 1,417		
Junior typist.....	12 1,500	3 1,500	2½ 1,583		
Grade 1, \$1,140 to \$1,500; average, \$1,320—					
Underclerk.....	8 1,320		2½ 1,233		
Underclerk-typist.....	7 1,320		3½ 1,274		
Underoperators.....	2 1,320		½ 1,320		
Custodial service—					
Grade 4, \$1,140 to \$1,500; average, \$1,320—					
Head messenger.....	1 1,440	1 1,440	1½ 1,400		
Grade 3, \$1,020 to \$1,260; average, \$1,140—					
Messenger.....	6 1,140	4 1,140	3 1,166		
Total average number of employees.....	108	81	66		
Total salaries, departmental service.....	256, 640. 00	267, 520. 00	193, 952. 53		
The difference between 1927 and 1926 is due to increase in force, \$10, 140.					
Supplies and materials:					
0200 Stationery and office supplies.....	4, 500. 00	700. 00	11, 301. 27		
0201 Printed forms and letterheads.....	1, 000. 00	1, 000. 00			
0201 Printed envelopes.....	500. 00	300. 00	262. 69		
Total supplies and materials.....	6, 000. 00	2, 000. 00	11, 563. 96		
Communication service:					
0500 Telegraph service.....	500. 00	100. 00	51. 56		
0510 Telephone service.....	5, 000. 00	2, 400. 00	3, 827. 20		
Total communication service.....	5, 500. 00	2, 500. 00	3, 878. 76		
Travel expenses:					
0615 Transportation.....	15, 000. 00	9, 000. 00	1, 596. 27		
0616 Subsistence.....	25, 000. 00	16, 000. 00	2, 024. 62		
Total travel expenses.....	40, 000. 00	25, 000. 00	3, 620. 89		

Estimates of appropriations required for the service of the fiscal year ending June 30, 1927—Continued

General object (title of appropriation), date of acts, references to Statutes at Large, or to Revised Statutes, and estimated amount required for each detailed object				Total amount to be appropriated under each head of appropriation	Amount appropriated for the fiscal year ending June 30, 1926
Salaries and Expenses, Board of Tax Appeals—Continued.					
	Estimated expenditures, 1927 appropriation	Estimated expenditures, 1926 appropriation	Expended and obligated, 1925		
08 Printing and binding (stenographic work, type-writing, and mimeograph work).....	\$50,000.00	\$5,500.00	\$23,980.00		
09 Advertising.....	180.00	100.00		
11 Rent of buildings and structures.....	55,000.00	40,000.00	37,522.20		
12 Repairs and alterations.....	1,000.00	1,000.00		
13 Special miscellaneous expenses.....	3,296.00	200.00	4,077.46		
Equipment:					
3010 Furnishings and fixtures.....	8,000.00	500.00	25,367.07		
3020 Educational and scientific equipment.....	3,000.00	1,000.00	9,545.50		
30 Total equipment.....	11,000.00	1,500.00	34,912.57		
Total.....	428,616.00	345,320.00	313,508.37		
Printing and Binding, Board of Tax Appeals—					
For all printing and binding for the Board of Tax Appeals (<i>acts June 2, 1924, vol. 43, pp. 336-338, sec. 900; Mar. 3, 1925, vol. 43, p. 1200</i>).....				\$20,000.00	\$9,000.00
	Estimated expenditures, 1927 appropriation	Estimated expenditures, 1926 appropriation	Expended and obligated, 1925		
08 Printing and binding.....	\$20,000.00	\$9,000.00	\$5,925.41		
Total, Board of Tax Appeals.....				448,616.00	354,320.00
BUREAU OF EFFICIENCY					
Salaries and Expenses, Bureau of Efficiency—					
For chief of bureau and other personal services in the District of Columbia in accordance with the classification act of 1923; contingent expenses, including traveling expenses; per diem in lieu of subsistence; supplies; stationery; purchase and exchange of equipment; not to exceed \$100 for law books, books of reference, and periodicals; and not to exceed \$150 for street-car fare; in all, \$150,000, of which amount not to exceed \$146,460 may be expended for personal services in the District of Columbia (<i>acts Feb. 28, 1916, vol. 39, p. 15, sec. 1; July 3, 1918, vol. 40, p. 768, sec. 1; Mar. 3, 1925, vol. 43, p. 1200</i>).....				150,000.00	150,000.00
	Estimated expenditures, 1927 appropriation	Estimated expenditures, 1926 appropriation	Expended and obligated, 1925		
Departmental service:					
Salaries:					
Clerical, administrative, and fiscal service—					
Grade 13, \$6,000 to \$7,500; average, \$6,750—	Average—	Average—	Average—		
Executive officer (chief of bureau).....	No. 1 Salary \$7,500	No. 1 Salary \$7,500	No. 1 Salary \$7,500		
Grade 12, \$5,200 to \$6,000; average, \$5,600—					
Senior administrative officer (assistant bureau chief).....	1 6,000	1 6,000	1 6,000		
Chief investigator.....	3 5,400	3 5,400	3 5,400		
Grade 11, \$3,800 to \$5,000; average, \$4,400—					
Assistant chief investigator.....	8 4,375	8 4,375	8½ 4,262		
Grade 9, \$3,000 to \$3,600; average, \$3,300—					
Investigator.....	9 3,290	9 3,290	8¾ 3,290		
Grade 7, \$2,400 to \$3,000; average, \$2,700—					
Assistant investigator.....	7 2,675	7 2,675	6½ 2,684		
Grade 5, \$1,860 to \$2,400; average, \$2,130—					
Senior investigating assistant.....			¾ 1,860		
Senior clerk.....	2 2,200	2 2,200	2¼ 2,118		
Senior clerk-stenographer.....	1 2,300	1 2,300	1 2,300		
Grade 4, \$1,680 to \$2,040; average, \$1,860—					
Clerk.....	1 2,040	1 2,040	1½ 1,996		
Principal stenographer.....	1 2,040	1 2,040	1 2,040		
Office draftsman.....	1 2,040	1 2,040	1 2,040		
Grade 3, \$1,500 to \$1,860; average, \$1,680—					
Assistant clerk.....	2 1,800	2 1,800	1¾ 1,843		
Senior stenographer.....	2 1,800	2 1,800	2 1,800		
Grade 2, \$1,320 to \$1,680; average, \$1,500—					
Senior typist.....	1 1,440	1 1,440	1 1,440		
Junior stenographer.....	1 1,680	1 1,680	1 1,680		
Junior operator office devices.....	1 1,440	1 1,440	1 1,440		
Professional and scientific service—					
Grade 4, \$3,800 to \$5,000; average, \$4,400—					
Scientist.....	1 4,400	1 4,400	¼ 4,200		

Estimates of appropriations required for the service of the fiscal year ending June 30, 1927—Continued

General object (title of appropriation), date of acts, references to Statutes at Large, or to Revised Statutes, and estimated amount required for each detailed object				Total amount to be appropriated under each head of appropriation	Amount appropriated for the fiscal year ending June 30, 1926
<i>Salaries and Expenses, Bureau of Efficiency—Continued.</i>					
Departmental service—Continued.					
Salaries—Continued.					
Subprofessional service—					
Grade 1, \$900 to \$1,200; average, \$1,060—	Average— No. 1 Salary \$900	Average— No. 1 Salary \$900	Average— No. 1 Salary \$900		
Junior laboratory apprentice.....	3 1,180	3 1,180	3 1,180		
Custodial service—					
Grade 3, \$1,020 to \$1,200; average, \$1,140—					
Messenger.....					
01 Total average number of employees.....	47	47	45½		
Total salaries, departmental service.....	146,460	146,460	141,772.83		
Supplies and materials:					
0200 Stationery and office supplies.....	850.00	850.00	573.61		
0280 Sundry supplies.....	50.00	50.00	158.58		
02 Total supplies and materials.....	900.00	900.00	732.19		
Communication service:					
0500 Telegraph service.....	25.00	25.00	9.34		
0510 Telephone service.....	600.00	600.00	626.01		
05 Total communication service.....	625.00	625.00	635.35		
Travel expenses:					
0615 Transportation.....	300.00	300.00	1,017.68		
0616 Subsistence.....	200.00	200.00	954.12		
06 Total travel expenses.....	500.00	500.00	1,971.80		
08 Photographing and photographs and prints.....	50.00	50.00	27.49		
12 Repairs and alterations.....	300.00	300.00	258.69		
13 Special and miscellaneous current expense.....	665.00	665.00	64.02		
30 Furniture, furnishings, and fixtures.....	500.00	500.00	1,304.11		
Total.....	150,000.00	150,000.00	146,764.38		
<i>Printing and Binding, Bureau of Efficiency—</i>					
For all printing and binding for the Bureau of Efficiency (acts Mar. 20, 1922, vol. 42, p. 436, sec. 1; Mar. 3, 1925, vol. 43, p. 1200).....				\$350.00	\$350.00
	Estimated expenditures, 1927 appropriation	Estimated expenditures, 1926 appropriation	Expended and obligated, 1925		
0200 Stationery and office supplies.....	\$50.00	\$50.00	\$98.98		
0800 Printing and binding.....	300.00	300.00	374.19		
Total.....	350.00	350.00	473.17		
Total, Bureau of Efficiency.....				150,350.00	150,350.00
CIVIL SERVICE COMMISSION					
<i>Salaries, Civil Service Commission—</i>					
Salaries: For three commissioners and other personal services in the District of Columbia in accordance with the classification act of 1923 (acts Jan. 16, 1883, vol. 22, p. 403, sec. 1; Mar. 3, 1925, vol. 43, p. 1200).....				470,000.00	470,000.00
Departmental service:					
Salaries—					
Clerical, administrative, and fiscal service—					
Grade 13, \$6,000 to \$7,500; average, \$6,750—	Average— No. 3 Salary \$6,667	Average— No. 3 Salary \$6,667	Average— No. 3 Salary \$6,389		
Executive officer (commissioner).....	3 6,667	3 6,667	3 6,389		
Grade 12, \$5,200 to \$6,000; average, \$5,600—					
Senior administrative officer (alternate member of Personnel Classification Board).....	1 5,200	1 5,200	★ 5,200		
Grade 11, \$3,800 to \$5,000; average, \$4,400—					
Administrative officer—					
Secretary.....	1 4,200	1 4,200	1 4,000		
Assistant chief examiner and Budget officer.....	1 4,200	1 4,200	1 4,000		
Chief of division.....	3 4,000	3 4,000	3 3,800		
Alternate member of Personnel Classification Board.....			★ 4,600		
Grade 10, \$3,300 to \$3,900; average, \$3,600—					
Senior editor.....	1 3,600	1 3,600	1 3,400		

Estimates of appropriations required for the service of the fiscal year ending June 30, 1927—Continued

General object (title of appropriation), date of acts, references to Statutes at Large, or to Revised Statutes, and estimated amount required for each detailed object	Total amount to be appropriated under each head of appropriation		Amount appropriated for the fiscal year ending June 30, 1926
<i>Salaries, Civil Service Commission—Continued.</i>			
	Estimated expenditures, 1927 appropriation	Estimated expenditures, 1926 appropriation	Expended and obligated, 1925
Departmental service—Continued.			
Salaries—Continued.			
Clerical, administrative, and fiscal service—Con.			
Grade 9, \$3,000 to \$3,600; average, \$3,300—	Average—	Average—	Average—
Senior administrative assistant—	No. Salary	No. Salary	No. Salary
Assistant chief of division	3 \$3,000	3 \$3,000	3 \$3,000
Chief, Office of Accounts and Purchases	1 3,000	1 3,000	1 3,000
Personnel officer	1 3,000	1 3,000	1 3,000
Accountant and auditor	1 3,000	1 3,000	1 3,000
Grade 8, \$2,700 to \$3,300; average, \$3,000—			
Administrative assistant—			
Special disbursing officer	1 2,800	1 2,800	1 2,700
Assistant chief of division	2 2,800	2 2,800	1 2,700
Section chief	1 2,700	1 2,700	
Assistant to commissioners	1 2,700	1 2,700	
Grade 7, \$2,400 to \$3,000; average, \$2,700—			
Junior administrative assistant—			
Contact representative	1 2,800	1 2,800	1 2,800
Chief of section	3 2,600	3 2,600	4 2,500
Examiner	1 2,500	1 2,500	1 2,500
Assistant to commissioners			1 2,500
Assistant personnel officer			1 2,400
Assistant chief of division			1 2,800
Grade 6, \$2,100 to \$2,700; average, \$2,400—			
Principal clerk—			
Assistant special disbursing agent	1 2,400	1 2,400	1 2,300
Assistant section chief	1 2,300	1 2,300	1 2,200
Examiner	2 2,200	2 2,200	2 2,150
Assistant chief, Office of Accounts and Purchases	1 2,100	1 2,100	
Assistant editor	1 2,100	1 2,100	1 2,100
Principal clerk	4 2,275	4 2,275	4 2,225
Grade 5, \$1,860 to \$2,400; average, \$2,111.42—			
Senior clerk	18 2,036	18 2,036	19 1,991
Senior clerk-stenographer	3 1,960	3 1,960	3 1,940
Grade 4, \$1,680 to \$2,040; average, \$1,860—			
Clerk	23 1,839	23 1,839	22 1,834
Clerk-stenographer	5 1,788	5 1,788	5 1,788
Grade 3, \$1,500 to \$1,860; average, \$1,680—			
Assistant clerk	37 1,604	37 1,604	38 1,585
Senior stenographer	12 1,535	12 1,535	12 1,526
Grade 2, \$1,320 to \$1,680; average, \$1,500—			
Junior clerk	38 1,478	38 1,478	44 1,464
Junior clerk-typist	8 1,380	8 1,380	8 1,373
Junior operator office devices	2 1,380	2 1,380	2 1,380
Grade 1, \$1,140 to \$1,500; average, \$1,320—			
Under clerk	7 1,243	7 1,243	7 1,217
Under clerk-typist	2 1,380	2 1,380	4 1,320
Under operator office devices	2 1,320	2 1,320	2 1,260
Professional and scientific service—			
Grade 5, \$5,200 to \$6,000; average, \$5,600—			
Senior scientist—			
Chief examiner	1 5,400	1 5,400	1 5,200
Chief of Research Division	1 5,200	1 5,200	1 5,200
Grade 4, \$3,800 to \$5,000; average, \$4,400—			
Scientist—			
Chief of Examining Division	1 4,200	1 4,200	1 4,000
Assistant to chief examiner	1 3,800	1 3,800	1 3,800
Grade 3, \$3,000 to \$3,600; average, \$3,300—			
Associate scientist—			
Assistant chief of Examining Division	1 3,000	1 3,000	1 3,000
Examiner	4 3,250	4 3,250	3 3,075
Associate engineer (examiner)	1 3,000	1 3,000	1 3,000
Associate medical officer	1 3,200	1 3,200	1 3,100
Grade 2, \$2,400 to \$3,000; average, \$2,700—			
Assistant scientist (examiner)	6 2,433	6 2,433	6 2,417
Assistant engineer (examiner)	1 2,400	1 2,400	1 2,400
Grade 1, \$1,860 to \$2,400; average, \$2,111.42—			
Junior scientist (examiner)	5 1,928	5 1,928	5 1,900
Subprofessional service—			
Grade 6, \$1,860 to \$2,400; average, \$2,111.42—			
Senior library assistant	1 1,920	1 1,920	1 1,880
Grade 5, \$1,680 to \$2,040; average, \$1,860—			
Scientific aid (examiner)	3 1,740	3 1,740	3 1,740
Custodial service—			
Grade 7, \$1,680 to \$2,040; average, \$1,860—			
Senior mechanic	1 1,860	1 1,860	1 1,860
Grade 4, \$1,140 to \$1,500; average, \$1,320—			
Under mechanic	1 1,140	1 1,140	1 1,140
Grade 3, \$1,020 to \$1,260; average, \$1,140—			
Minor mechanic	4 1,185	4 1,185	4 1,155
Messenger	5 1,092	5 1,092	6 1,044
Grade 2, \$900 to \$1,140; average, \$1,020—			
Assistant messenger	5 900	5 900	5 900
Grade 1, \$600 to \$780; average, \$690—			
Junior messenger	9 637	9 637	9 637
Total average number of employees	245	245	253.7
Total salaries, departmental service	470,000	470,000	472,827

01

Estimates of appropriations required for the service of the fiscal year ending June 30, 1927—Continued

General object (title of appropriation), date of acts, references to Statutes at Large, or to Revised Statutes, and estimated amount required for each detailed object				Total amount to be appropriated under each head of appropriation	Amount appropriated for the fiscal year ending June 30, 1926
Salaries, Field Force, Civil Service Commission—					
Field force: For salaries of the field force (<i>act Mar. 3, 1925, vol. 43, p. 1200</i>)-----				\$330, 000. 00	\$330, 000. 00
Except for one person detailed for part-time duty in the district office at New York City, no details from any executive department or independent establishment in the District of Columbia or elsewhere to the commission's central office in Washington or to any of its district offices shall be made during the fiscal year ending June 30, [1926] 1927; but this shall not affect the making of details for service as members of boards of examiners outside the immediate offices of the district secretaries. The Civil Service Commission shall have power in case of emergency to transfer or detail any of its employees herein provided for to or from its office or field force.					
	Estimated expenditures, 1927 appropriation	Estimated expenditures, 1926 appropriation	Expended and obligated, 1925		
Field service:					
Salaries and wages—	<i>Average—</i>	<i>Average—</i>	<i>Average—</i>		
Salary range, \$3,800 to \$5,000; average, \$4,400—	No. Salary	No. Salary	No. Salary		
District secretary.....	4 \$3,850	4 \$3,850	5 \$3,800		
Salary range, \$3,300 to \$3,900; average, \$3,600—					
District secretary.....	8 3,488	8 3,488	7 3,471		
Salary range, \$3,000 to \$3,600; average, \$3,300—					
Assistant district secretary.....	2 3,000	2 3,000	2 3,000		
Salary range, \$2,700 to \$3,300; average, \$3,000—					
Assistant district secretary.....	8 2,738	8 2,738	8 2,738		
Administrative assistant (chief clerk).....	1 3,000	1 3,000			
Salary range, \$2,400 to \$3,000; average, \$2,700—					
Assistant district secretary.....	2 2,400	2 2,400	2 2,400		
Salary range, \$2,100 to \$2,700; average, \$2,400—					
Assistant district secretary.....	1 2,100	1 2,100	1 2,100		
Principal clerk.....	3 2,233	3 2,233	4 2,200		
Salary range, \$1,800 to \$2,400; average, \$2,111.42—					
Senior clerk.....	7 1,977	7 1,977	7 1,977		
Senior clerk-stenographer.....	1 2,300	1 2,300	1 2,300		
Salary range, \$1,680 to \$2,040; average, \$1,860—					
Clerk.....	28 1,817	28 1,817	28 1,809		
Clerk-stenographer.....	7 1,749	7 1,749	6 1,730		
Salary range, \$1,500 to \$1,860; average, \$1,680—					
Assistant clerk.....	49 1,658	49 1,658	49 1,648		
Senior stenographer.....	24 1,645	24 1,645	25 1,641		
Salary range, \$1,320 to \$1,680; average, \$1,500—					
Junior clerk.....	11 1,596	11 1,596	14 1,560		
Junior clerk-typist.....	13 1,362	13 1,362	13 1,348		
Salary range, \$1,140 to \$1,500; average, \$1,320—					
Underclerk.....	2 1,290	2 1,290	2 1,230		
Under operator office devices.....	1 1,140	1 1,140	1 1,140		
Salary range, \$900 to \$1,140; average, \$1,020—					
Assistant messenger.....	2 900	2 900	1 900		
Salary range, \$600 to \$780; average, \$690—					
Junior messenger.....	2 705	2 705	3 730		
01 Total average number of employees.....	176	176	179		
Total salaries and wages, field service.....	330, 000	330, 000	331, 897		
Salaries, Expert Examiners, Civil Service Commission—					
For employment of expert examiners not in the Federal service to prepare questions and rate papers in examinations on special subjects for which examiners within the service are not available (<i>act Mar. 3, 1925, vol. 43, p. 1200</i>)-----				2, 000. 00	2, 000. 00
	Estimated expenditures, 1927 appropriation	Estimated expenditures, 1926 appropriation	Expended and obligated, 1925		
	No. Rate	No. Rate	No. Rate		
01 Salaries, expert examiners.....	12 \$5-\$20	12 \$5-\$20	13 \$1,844.97		
	¹ Per diem.	¹ Per annum.			

Estimates of appropriations required for the service of the fiscal year ending June 30, 1927—Continued

General object (title of appropriation), date of acts, references to Statutes at Large, or to Revised Statutes, and estimated amount required for each detailed object				Total amount to be appropriated under each head of appropriation	Amount appropriated for the fiscal year ending June 30, 1926																																																																																																																												
<p>Salaries and Expenses, Employees' Retirement Act, Civil Service Commission— To carry out the provisions of section 13 of the act entitled "An act for the retirement of employees in the classified civil service, and for other purposes," approved May 22, 1920, including personal services in the District of Columbia, stationery, purchase of books, office equipment, and other supplies, \$35,000, of which amount not to exceed \$34,440 may be expended for personal services in the District of Columbia (<i>acts June 5, 1920, vol. 41, p. 886, sec. 1; Mar. 8, 1925, vol. 43, p. 1201</i>)</p>				\$35,000.00	\$35,000.00																																																																																																																												
<table><tr><td></td><td>Estimated expenditures, 1927 appropriations</td><td>Estimated expenditures, 1926 appropriations</td><td>Expended and obligated, 1925</td></tr><tr><td colspan="4">Departmental service:</td></tr><tr><td colspan="4">Salaries—</td></tr><tr><td colspan="4">Clerical, administrative, and fiscal service—</td></tr><tr><td>Grade 9, \$3,000 to \$3,800; average, \$3,300—</td><td><i>Average—</i></td><td><i>Average—</i></td><td><i>Average—</i></td></tr><tr><td>Senior administrative assistant (assistant division chief)</td><td>No. 1 Salary \$3,000</td><td>No. 1 Salary \$3,000</td><td>No. 1 Salary \$3,000</td></tr><tr><td>Grade 6, \$2,100 to \$2,700; average, \$2,400—</td><td></td><td></td><td></td></tr><tr><td>Principal clerk</td><td>1 2,100</td><td>1 2,100</td><td>1 2,100</td></tr><tr><td>Grade 5, \$1,860 to \$2,40; average, \$2,111.42—</td><td></td><td></td><td></td></tr><tr><td>Senior clerk</td><td>7 1,940</td><td>7 1,940</td><td>7 1,923</td></tr><tr><td>Grade 4, \$1,680 to \$2,040; average, \$1,860—</td><td></td><td></td><td></td></tr><tr><td>Clerk</td><td>2 1,830</td><td>2 1,830</td><td>2 1,770</td></tr><tr><td>Grade 3, \$1,500 to \$1,860; average, \$1,680—</td><td></td><td></td><td></td></tr><tr><td>Assistant clerk</td><td>3 1,660</td><td>3 1,660</td><td>3 1,660</td></tr><tr><td>Senior stenographer</td><td>1 1,740</td><td>1 1,740</td><td>1 1,680</td></tr><tr><td>Grade 2, \$1,320 to \$1,680; average, \$1,500—</td><td></td><td></td><td></td></tr><tr><td>Junior clerk</td><td>3 1,580</td><td>3 1,580</td><td>3 1,520</td></tr><tr><td colspan="4">Custodial service—</td></tr><tr><td>Grade 1, \$600 to \$780; average, \$790—</td><td></td><td></td><td></td></tr><tr><td>Junior messenger</td><td>1 690</td><td>1 690</td><td>1 630</td></tr><tr><td>Total average number of employees</td><td>19</td><td>19</td><td>19 1/2</td></tr><tr><td>01 Total salaries, departmental service</td><td>34,500</td><td>34,500</td><td>34,481</td></tr><tr><td colspan="4">Supplies and materials:</td></tr><tr><td>0200 Stationery and office supplies</td><td>100.00</td><td>100.00</td><td></td></tr><tr><td>0201 Stationery</td><td>50.00</td><td>50.00</td><td></td></tr><tr><td>02 Total supplies and materials</td><td>150.00</td><td>150.00</td><td></td></tr><tr><td colspan="4">Equipment:</td></tr><tr><td>3010 Furniture, furnishings, and fixtures</td><td>800.00</td><td>300.00</td><td>1,398.70</td></tr><tr><td>3021 Library stock</td><td>50.00</td><td>50.00</td><td>3.00</td></tr><tr><td>30 Total equipment</td><td>850.00</td><td>350.00</td><td>1,401.70</td></tr><tr><td>Total</td><td>35,000.00</td><td>35,000.00</td><td>35,882.70</td></tr></table>					Estimated expenditures, 1927 appropriations	Estimated expenditures, 1926 appropriations	Expended and obligated, 1925	Departmental service:				Salaries—				Clerical, administrative, and fiscal service—				Grade 9, \$3,000 to \$3,800; average, \$3,300—	<i>Average—</i>	<i>Average—</i>	<i>Average—</i>	Senior administrative assistant (assistant division chief)	No. 1 Salary \$3,000	No. 1 Salary \$3,000	No. 1 Salary \$3,000	Grade 6, \$2,100 to \$2,700; average, \$2,400—				Principal clerk	1 2,100	1 2,100	1 2,100	Grade 5, \$1,860 to \$2,40; average, \$2,111.42—				Senior clerk	7 1,940	7 1,940	7 1,923	Grade 4, \$1,680 to \$2,040; average, \$1,860—				Clerk	2 1,830	2 1,830	2 1,770	Grade 3, \$1,500 to \$1,860; average, \$1,680—				Assistant clerk	3 1,660	3 1,660	3 1,660	Senior stenographer	1 1,740	1 1,740	1 1,680	Grade 2, \$1,320 to \$1,680; average, \$1,500—				Junior clerk	3 1,580	3 1,580	3 1,520	Custodial service—				Grade 1, \$600 to \$780; average, \$790—				Junior messenger	1 690	1 690	1 630	Total average number of employees	19	19	19 1/2	01 Total salaries, departmental service	34,500	34,500	34,481	Supplies and materials:				0200 Stationery and office supplies	100.00	100.00		0201 Stationery	50.00	50.00		02 Total supplies and materials	150.00	150.00		Equipment:				3010 Furniture, furnishings, and fixtures	800.00	300.00	1,398.70	3021 Library stock	50.00	50.00	3.00	30 Total equipment	850.00	350.00	1,401.70	Total	35,000.00	35,000.00	35,882.70		
	Estimated expenditures, 1927 appropriations	Estimated expenditures, 1926 appropriations	Expended and obligated, 1925																																																																																																																														
Departmental service:																																																																																																																																	
Salaries—																																																																																																																																	
Clerical, administrative, and fiscal service—																																																																																																																																	
Grade 9, \$3,000 to \$3,800; average, \$3,300—	<i>Average—</i>	<i>Average—</i>	<i>Average—</i>																																																																																																																														
Senior administrative assistant (assistant division chief)	No. 1 Salary \$3,000	No. 1 Salary \$3,000	No. 1 Salary \$3,000																																																																																																																														
Grade 6, \$2,100 to \$2,700; average, \$2,400—																																																																																																																																	
Principal clerk	1 2,100	1 2,100	1 2,100																																																																																																																														
Grade 5, \$1,860 to \$2,40; average, \$2,111.42—																																																																																																																																	
Senior clerk	7 1,940	7 1,940	7 1,923																																																																																																																														
Grade 4, \$1,680 to \$2,040; average, \$1,860—																																																																																																																																	
Clerk	2 1,830	2 1,830	2 1,770																																																																																																																														
Grade 3, \$1,500 to \$1,860; average, \$1,680—																																																																																																																																	
Assistant clerk	3 1,660	3 1,660	3 1,660																																																																																																																														
Senior stenographer	1 1,740	1 1,740	1 1,680																																																																																																																														
Grade 2, \$1,320 to \$1,680; average, \$1,500—																																																																																																																																	
Junior clerk	3 1,580	3 1,580	3 1,520																																																																																																																														
Custodial service—																																																																																																																																	
Grade 1, \$600 to \$780; average, \$790—																																																																																																																																	
Junior messenger	1 690	1 690	1 630																																																																																																																														
Total average number of employees	19	19	19 1/2																																																																																																																														
01 Total salaries, departmental service	34,500	34,500	34,481																																																																																																																														
Supplies and materials:																																																																																																																																	
0200 Stationery and office supplies	100.00	100.00																																																																																																																															
0201 Stationery	50.00	50.00																																																																																																																															
02 Total supplies and materials	150.00	150.00																																																																																																																															
Equipment:																																																																																																																																	
3010 Furniture, furnishings, and fixtures	800.00	300.00	1,398.70																																																																																																																														
3021 Library stock	50.00	50.00	3.00																																																																																																																														
30 Total equipment	850.00	350.00	1,401.70																																																																																																																														
Total	35,000.00	35,000.00	35,882.70																																																																																																																														
<p>Salaries and Expenses, Presidential Postmaster Examinations, Civil Service Commission— For examination of presidential postmasters, including travel, stationery, contingent expenses, additional examiners and investigators, and other necessary expenses of examinations, [\$32,000] \$26,000, of which amount not to exceed [\$26,880] \$22,000 may be expended for personal services in the District of Columbia (<i>act Mar. 3, 1925, vol. 43, p. 1201</i>)</p>				26,000.00	32,000.00																																																																																																																												
<table><tr><td></td><td>Estimated expenditures, 1927 appropriation</td><td>Estimated expenditures, 1926 appropriation</td><td>Expended and obligated 1925</td></tr><tr><td colspan="4">Departmental service:</td></tr><tr><td colspan="4">Salaries—</td></tr><tr><td colspan="4">Clerical, administrative, and fiscal service—</td></tr><tr><td>Grade 7, \$2,400 to \$3,000; average, \$2,700—</td><td><i>Average—</i></td><td><i>Average—</i></td><td><i>Average—</i></td></tr><tr><td>Junior administrative assistant (examiner)</td><td>No. 1 Salary \$2,400</td><td>No. 1 Salary \$2,400</td><td>No. 1 Salary \$2,400</td></tr><tr><td>Grade 5, \$1,860 to \$2,400; average, \$2,111.42—</td><td></td><td></td><td></td></tr><tr><td>Senior clerk</td><td>2 2,100</td><td>2 2,100</td><td>2 2,100</td></tr><tr><td>Grade 4, \$1,680 to \$2,040; average, \$1,860—</td><td></td><td></td><td></td></tr><tr><td>Clerk</td><td>3 1,820</td><td>3 1,820</td><td>3 1,800</td></tr><tr><td>Grade 3, \$1,500 to \$1,860; average, \$1,680—</td><td></td><td></td><td></td></tr><tr><td>Senior stenographer</td><td>2 1,620</td><td>3 1,620</td><td>2 1,680</td></tr><tr><td>Assistant clerk</td><td>3 1,720</td><td>3 1,720</td><td>3 1,700</td></tr><tr><td>Grade 2, \$1,320 to \$1,680; average, \$1,500—</td><td></td><td></td><td></td></tr><tr><td>Junior clerk</td><td>1 1,500</td><td>3 1,420</td><td>2 1,410</td></tr><tr><td>Total average number of employees</td><td>12</td><td>15 1/2</td><td>13 1/2</td></tr><tr><td>01 Total salaries, departmental service</td><td>22,000</td><td>26,880</td><td>23,590</td></tr><tr><td colspan="4">Supplies and materials:</td></tr><tr><td>0200 Stationery and office supplies</td><td>100.00</td><td>150.00</td><td></td></tr><tr><td>0201 Stationery</td><td>100.00</td><td>150.00</td><td></td></tr><tr><td>02 Total supplies and materials</td><td>200.00</td><td>300.00</td><td></td></tr><tr><td>12 Repairs and alterations</td><td></td><td></td><td>8.90</td></tr></table>					Estimated expenditures, 1927 appropriation	Estimated expenditures, 1926 appropriation	Expended and obligated 1925	Departmental service:				Salaries—				Clerical, administrative, and fiscal service—				Grade 7, \$2,400 to \$3,000; average, \$2,700—	<i>Average—</i>	<i>Average—</i>	<i>Average—</i>	Junior administrative assistant (examiner)	No. 1 Salary \$2,400	No. 1 Salary \$2,400	No. 1 Salary \$2,400	Grade 5, \$1,860 to \$2,400; average, \$2,111.42—				Senior clerk	2 2,100	2 2,100	2 2,100	Grade 4, \$1,680 to \$2,040; average, \$1,860—				Clerk	3 1,820	3 1,820	3 1,800	Grade 3, \$1,500 to \$1,860; average, \$1,680—				Senior stenographer	2 1,620	3 1,620	2 1,680	Assistant clerk	3 1,720	3 1,720	3 1,700	Grade 2, \$1,320 to \$1,680; average, \$1,500—				Junior clerk	1 1,500	3 1,420	2 1,410	Total average number of employees	12	15 1/2	13 1/2	01 Total salaries, departmental service	22,000	26,880	23,590	Supplies and materials:				0200 Stationery and office supplies	100.00	150.00		0201 Stationery	100.00	150.00		02 Total supplies and materials	200.00	300.00		12 Repairs and alterations			8.90																																						
	Estimated expenditures, 1927 appropriation	Estimated expenditures, 1926 appropriation	Expended and obligated 1925																																																																																																																														
Departmental service:																																																																																																																																	
Salaries—																																																																																																																																	
Clerical, administrative, and fiscal service—																																																																																																																																	
Grade 7, \$2,400 to \$3,000; average, \$2,700—	<i>Average—</i>	<i>Average—</i>	<i>Average—</i>																																																																																																																														
Junior administrative assistant (examiner)	No. 1 Salary \$2,400	No. 1 Salary \$2,400	No. 1 Salary \$2,400																																																																																																																														
Grade 5, \$1,860 to \$2,400; average, \$2,111.42—																																																																																																																																	
Senior clerk	2 2,100	2 2,100	2 2,100																																																																																																																														
Grade 4, \$1,680 to \$2,040; average, \$1,860—																																																																																																																																	
Clerk	3 1,820	3 1,820	3 1,800																																																																																																																														
Grade 3, \$1,500 to \$1,860; average, \$1,680—																																																																																																																																	
Senior stenographer	2 1,620	3 1,620	2 1,680																																																																																																																														
Assistant clerk	3 1,720	3 1,720	3 1,700																																																																																																																														
Grade 2, \$1,320 to \$1,680; average, \$1,500—																																																																																																																																	
Junior clerk	1 1,500	3 1,420	2 1,410																																																																																																																														
Total average number of employees	12	15 1/2	13 1/2																																																																																																																														
01 Total salaries, departmental service	22,000	26,880	23,590																																																																																																																														
Supplies and materials:																																																																																																																																	
0200 Stationery and office supplies	100.00	150.00																																																																																																																															
0201 Stationery	100.00	150.00																																																																																																																															
02 Total supplies and materials	200.00	300.00																																																																																																																															
12 Repairs and alterations			8.90																																																																																																																														

Estimates of appropriations required for the service of the fiscal year ending June 30, 1927—Continued

General object (title of appropriation), date of acts, references to Statutes at Large, or to Revised Statutes, and estimated amount required for each detailed object

Total amount to be appropriated under each head of appropriation

Amount appropriated for the fiscal year ending June 30, 1926

Salaries and Expenses, Presidential Postmaster Examinations, Civil Service Commission—Continued.

	Estimated expenditures, 1927 appropriation	Estimated expenditures, 1926 appropriation	Expended and obligated, 1925
Travel expenses:			
0600 Transportation.....	\$1,550.00	\$1,600.00	\$1,506.86
0640 Subsistence.....	1,725.00	2,200.00	1,633.87
0690 Special and miscellaneous expenses, not specified.....	25.00	320.00	19.81
06 Total travel expenses.....	3,300.00	4,120.00	3,160.54
30 Equipment.....	500.00	700.00	2,297.80
Total.....	26,000.00	32,000.00	29,057.24

Traveling Expenses, Civil Service Commission—

For necessary traveling expenses, including those of examiners acting under the direction of the commission, and for expenses of examinations and investigations held elsewhere than at Washington, and including not exceeding \$1,000 for expenses of attendance at meetings of public officials when specifically directed by the commission (*act Mar. 3, 1925, vol. 43, p. 1201*).....

\$18,000.00

\$18,000.00

	Estimated expenditures, 1927 appropriation	Estimated expenditures, 1926 appropriation	Expended and obligated, 1925
Travel expenses:			
0600 Transportation.....	\$10,700.00	\$10,700.00	\$10,674.69
0640 Subsistence.....	6,800.00	6,800.00	6,507.52
0690 Special and miscellaneous expenses, not specified.....	500.00	500.00	497.43
06 Total travel expenses.....	18,000.00	18,000.00	17,679.64

Contingent Expenses, Civil Service Commission—

For contingent and miscellaneous expenses of the Civil Service Commission, including furniture and other equipment and repairs thereto; supplies; advertising; telegraph, telephone, and laundry service; freight and express charges; street-car fares not to exceed \$200; stationery; purchase and exchange of law books, books of reference, directories, newspapers, and periodicals, not to exceed \$1,000; charts; purchase, exchange, maintenance, and repair of motor trucks, motor cycles, and bicycles; maintenance and repair of a motor-propelled passenger-carrying vehicle to be used only for official purposes; garage rent; postage stamps to prepay postage on matter addressed to Postal Union countries; special-delivery stamps; and other like miscellaneous necessary expenses not hereinbefore provided for; in all (*acts June 12, 1922, vol. 42, p. 638, sec. 1; Mar. 3, 1925, vol. 43, p. 1201*).....

38,000.00

38,000.00

	Estimated expenditures, 1927 appropriation	Estimated expenditures, 1926 appropriation	Expended and obligated, 1925
Supplies and materials:			
0200 Stationery and office supplies.....	\$3,500.00	\$3,500.00	\$3,524.35
0201 Stationery.....	14,150.00	14,150.00	13,680.62
0210 Medical and hospital supplies.....	30.00	30.00	27.22
0220 Scientific and educational supplies.....	400.00	400.00	352.46
0280 Sundry supplies.....	500.00	500.00	479.08
0290 Materials not allocated.....	45.00	45.00	39.65
02 Total, supplies and materials.....	18,625.00	18,625.00	18,103.38
04 Storage and care of motor vehicles.....	2,850.00	2,850.00	2,816.00
Communication service:			
0501 Telegraph service.....	1,450.00	1,450.00	1,500.93
0510 Telephone service.....	6,000.00	6,000.00	5,563.63
0521 Postal service.....	130.00	130.00	124.30
05 Total communication service.....	7,580.00	7,580.00	7,178.86

Estimates of appropriations required for the service of the fiscal year ending June 30, 1927—Continued

General object (title of appropriation), date of acts, references to Statutes at Large, or to Revised Statutes, and estimated amount required for each detailed object				Total amount to be appropriated under each head of appropriation	Amount appropriated for the fiscal year ending June 30, 1926
<i>Contingent Expenses, Civil Service Commission—Continued.</i>					
	Estimated expenditures, 1927 appropriation	Estimated expenditures, 1926 appropriation	Expended and obligated, 1925		
Transportation of things (service):					
0700 Freight and incidental charges.....	\$520.00	\$520.00	\$513.00		
0730 Local transportation.....	50.00	50.00	44.90		
0780 Special miscellaneous charges.....	110.00	110.00	103.40		
07 Total transportation.....	680.00	680.00	661.30		
Repairs and alterations:					
1280 Machinery and equipment.....	550.00	550.00	576.57		
1290 Special and miscellaneous.....	200.00	200.00	165.57		
12 Total repairs and alterations.....	750.00	750.00	742.14		
13 Special and miscellaneous current expenses.....	505.00	505.00	472.50		
Equipment:					
3010 Furniture, furnishings, etc.....	6,500.00	6,500.00	6,992.61		
3020 Educational equipment.....	25.00	25.00	23.30		
3021 Library stock.....	425.00	425.00	420.69		
3050 Other equipment.....	60.00	60.00	53.21		
30 Total equipment.....	7,010.00	7,010.00	7,480.81		
Total.....	38,000.00	38,000.00	37,463.99		
<i>Rent, Civil Service Commission—</i>					
For rent of building for the Civil Service Commission, \$24,592, if space can not be assigned by the Public Buildings Commission in other buildings under the control of that commission (<i>act Mar. 3, 1925, vol. 43, p. 1201</i>).....				\$24,592.00	\$24,592.00
	Estimated expenditures, 1927 appropriation	Estimated expenditures, 1926 appropriation	Expended and obligated, 1925		
1101 Rent of office building.....	\$24,592	\$24,592	\$21,875		
<i>Printing and Binding, Civil Service Commission—</i>					
For all printing and binding for the Civil Service Commission, including all of its bureaus, offices, institutions, and services located in Washington, District of Columbia, and elsewhere (<i>act Mar. 3, 1925, vol. 43, p. 1201</i>).....				58,000.00	58,500.00
	Estimated expenditures, 1927 appropriation	Estimated expenditures, 1926 appropriation	Expended and obligated, 1925		
0201 Printed forms and letterheads.....	\$53,238.00	\$53,738.00	\$53,944.00		
0800 Printing and binding (annual reports, pamphlets, etc., and binding).....	4,762.00	4,762.00	4,992.00		
Total.....	58,000.00	58,500.00	58,936.00		
Total, Civil Service Commission.....				1,001,592.00	1,008,092.00

Estimates of appropriations required for the service of the fiscal year ending June 30, 1927—Continued

General object (title of appropriation), date of acts, references to Statutes at Large, or to Revised Statutes, and estimated amount required for each detailed object				Total amount to be appropriated under each head of appropriation	Amount appropriated for the fiscal year ending June 30, 1926
COMMISSION OF FINE ARTS					
Expenses, Commission of Fine Arts—					
For expenses made necessary by the act entitled "An act establishing a Commission of Fine Arts," approved May 17, 1910, including the purchase of periodicals, maps, and books of reference, and payment of actual traveling expenses of the members and secretary of the commission in attending meetings of the commission either within or outside of the District of Columbia, to be disbursed on vouchers approved by the commission, \$5,000, of which amount not to exceed \$3,300 may be expended for personal services in the District of Columbia (acts May 17, 1910, vol. 36, p. 371; Mar. 3, 1925, vol. 43, p. 1201)				\$5,000.00	\$5,000.00
	Estimated expenditures, 1927 appropriation	Estimated expenditures, 1926 appropriation	Expended and obligated, 1925		
Departmental service:					
Salaries—					
Clerical, administrative, and fiscal service—	<i>Average—</i>	<i>Average—</i>	<i>Average—</i>		
Grade 7, \$2,400 to \$3,000; average, \$2,700—	No. Salary	No. Salary	No. Salary		
Junior administrative assistant (secretary).....	1 \$2,400	1 \$2,400	1 \$2,325		
Custodial service—					
Grade 2, \$900 to \$1,140; average, \$1,020—					
Assistant messenger (messenger boy).....	1 900	1 900	1 900		
Total number of employees.....	2	2	2		
01 Total salaries, departmental service.....	3,300.00	3,300.00	3,225.00		
02 Stationery and office supplies.....	225.00	225.00	150.77		
Communication service:					
0500 Telegraph service.....	50.00	50.00	33.68		
0510 Telephone service.....	75.00	75.00	82.65		
05 Total communication service.....	125.00	125.00	116.33		
06 Travel expenses.....	1,000.00	1,000.00	1,273.45		
08 Photographing, and photographs and prints.....	350.00	350.00	276.63		
Total.....	5,000.00	5,000.00	5,042.18		
Printing and Binding, Commission of Fine Arts—					
For all printing and binding for the Commission of Fine Arts (acts Mar. 20, 1922, vol. 42, p. 436; Mar. 3, 1925, vol. 43, p. 1201)				295.00	1,500.00
	Estimated expenditures, 1927 appropriation	Estimated expenditures, 1926 appropriation	Expended and obligated, 1925		
08 Printing and binding.....	\$295.00	\$1,500.00	\$293.41		
Total, Commission of Fine Arts				5,295.00	6,500.00
EMPLOYEES' COMPENSATION COMMISSION					
Salaries, United States Employees' Compensation Commission—					
Salaries: For three commissioners and other personal services in the District of Columbia in accordance with the classification act of 1923, including not to exceed \$1,000 for temporary experts and assistants in the District of Columbia and elsewhere, to be paid at a rate not exceeding \$8 per day, [\$138,000] \$129,040 (acts Sept. 7, 1916, vol. 39, p. 742, secs. 1-42; Mar. 3, 1925, vol. 43, p. 1201)				129,040.00	138,000.00
	Estimated expenditures, 1927 appropriation	Estimated expenditures, 1926 appropriation	Expended and obligated, 1925		
Departmental service:					
Salaries—					
Clerical, administrative, and fiscal service—	<i>Average—</i>	<i>Average—</i>	<i>Average—</i>		
Grade 12, \$5,200 to \$5,600; average, \$5,600—	No. Salary	No. Salary	No. Salary		
Senior administrative officer (commissioner).....	3 \$5,200	3 \$5,200	2½ \$5,116		
Grade 9, \$3,000 to \$3,600; average, \$3,300—					
Senior administrative assistant (statistician).....	1 3,500	1 3,500	1 3,500		
Senior administrative assistant (secretary).....	1 3,000	1 3,000	1 3,000		
Grade 8, \$2,700 to \$3,300; average, \$3,000—					
Administrative assistant (chief of division).....	2 2,750	2 2,750	1½ 2,691		
Grade 7, \$2,400 to \$3,000; average, \$2,700—					
Administrative assistant (chief of division).....	1 2,800	1 2,800	1 2,800		
Grade 6, \$2,100 to \$2,700; average, \$2,400—					
Principal clerk (chief of division).....	1 2,300	1 2,300	1 2,218		
Principal clerk (assistant chief of division).....	3 2,333	3 2,333	2½ 2,175		
Grade 5, \$1,800 to \$2,400; average, \$2,100—					
Senior clerk (cashier).....	1 2,100	1 2,100	1 2,112		
Senior clerk (claim examiner).....	7 1,977	7 1,977	6½ 1,908		

Estimates of appropriations required for the service of the fiscal year ending June 30, 1927—Continued

General object (title of appropriation), date of acts, references to Statutes at Large, or to Revised Statutes, and estimated amount required for each detailed object

Total amount to be appropriated under each head of appropriation

Amount appropriated for the fiscal year ending June 30, 1926

Salaries, United States Employees' Compensation Commission—Continued.

	Estimated expenditures, 1927 appropriation		Estimated expenditures, 1926 appropriation		Expended and obligated, 1925	
Departmental service—Continued.						
Salaries—Continued.						
Clerical, administrative, and fiscal service—Contd.	<i>Average—</i>		<i>Average—</i>		<i>Average—</i>	
Grade 4, \$1,680 to \$2,040; average, \$1,860—	No.	Salary	No.	Salary	No.	Salary
Clerk.....	4	\$1,815	4	\$1,815	3½	\$1,844
Clerk (medical claim examiner).....	7	1,757	7	1,757	6¾	1,718
Grade 3, \$1,500 to \$1,860; average, \$1,680—						
Assistant clerk.....	9	1,680	9	1,680	9½	1,693
Grade 2, \$1,320 to \$1,680; average, \$1,500—						
Junior clerk-stenographer.....	18	1,468	18	1,468	17½	1,465
Grade 1, \$1,140 to \$1,500; average, \$1,320—						
Under clerk.....	11	1,278	11	1,278	13	1,287
Professional service—						
Grade 4, \$3,800 to \$5,000; average, \$4,400—						
Attorney.....	1	4,000	1	4,000	1	4,000
Grade 2, \$2,400 to \$3,000; average, \$2,700—						
Assistant attorney.....	1	2,400	1	2,400	½	2,400
Custodial service—						
Grade 3, \$1,020 to \$1,260; average, \$1,140—						
Messenger.....	1	1,140	1	1,140	1	1,098
Total average number of employees.....	69		71		71½	
Total salaries, departmental service.....		129,040.00		135,540.00		132,952.00
Reserve.....				2,460.00		
Total.....		129,040.00		138,000.00		132,952.00
The difference between 1927 and 1926 is due to decrease in force, \$6,500.						

Contingent Expenses, United States Employees' Compensation Commission—

Contingent expenses: For furniture and other equipment and repairs thereto; law books, books of reference, periodicals, stationery, and supplies; traveling expenses, medical examinations, traveling and other expenses, and loss of wages payable to employees under sections 21 and 22 of the act of September 7, 1916, and for miscellaneous items; in all (acts Sept. 7, 1916, vol. 39, p. 742, secs. 1-42; Mar. 3, 1925, vol. 43, p. 1201)-----

\$10,000.00

\$10,000.00

	Estimated expenditures, 1927 appropriation	Estimated expenditures, 1926 appropriation	Expended and obligated, 1925
Supplies and materials:			
0200 Stationery and office supplies.....	\$2,015.00	\$2,015.00	\$2,413.95
0210 Medical and hospital supplies.....	5.00	5.00	.87
0220 Scientific and educational supplies.....	80.00	80.00	89.42
02 Total supplies and materials.....	2,100.00	2,100.00	2,504.24
Communication service:			
0500 Telegraph service.....	225.00	225.00	220.34
0510 Telephone service.....	465.00	465.00	486.67
0520 Other communication service.....	40.00	40.00	50.73
05 Total communication service.....	730.00	730.00	757.74
Travel expenses:			
0600 Commercial transportation.....	1,650.00	1,650.00	1,503.65
0610 Local transportation.....	150.00	150.00	150.00
0630 Per diem in lieu of subsistence.....	1,800.00	1,800.00	1,702.00
0640 Furnishing of food and lodging while in travel status.....	200.00	200.00	200.89
0650 Sleeping-car, chair-car, and drawing-room and stateroom fares.....	800.00	800.00	660.34
0690 Special miscellaneous expenses, incident to travel not specified.....	400.00	400.00	383.33
06 Total travel expenses.....	5,000.00	5,000.00	4,600.21
07 Transportation of things (service).....			6.72
11 Rents (miscellaneous equipment).....	520.00	520.00	721.29
12 Repairs and alterations.....	250.00	200.00	290.93
13 Special and miscellaneous current expenses.....	50.00	40.00	38.43
21 Medical examinations and travel.....		300.00	600.29
Equipment:			
3012 Tables, desks, and other supports and depositories for commodities (includes vaults and safes).....	50.00	22.50	45.00
3017 Office machines and devices.....	200.00	100.00	787.55
3018 Desk equipment, receptacles, wastebaskets, and desk covers.....	55.00	27.50	55.40
3019 Sundry items.....	10.00	10.00	2.55
3020 Educational, scientific, and recreational equipment.....	150.00	150.00	157.15
3024 Files and bookcases.....	885.00	800.00	906.25
30 Total equipment.....	1,350.00	1,110.00	1,955.90
Total.....	10,000.00	10,000.00	11,473.74

Estimates of appropriations required for the service of the fiscal year ending June 30, 1927—Continued

General object (title of appropriation), date of acts, references to Statutes at Large, or to Revised Statutes, and estimated amount required for each detailed object				Total amount to be appropriated under each head of appropriation	Amount appropriated for the fiscal year ending June 30, 1926	
Printing and Binding, United States Employees' Compensation Commission— For all printing and binding for the Employees' Compensation Commission (acts Sept. 7, 1916, vol. 39, p. 742, secs. 1-42; Mar. 3, 1925, vol. 43, p. 1202)-----				\$3, 000. 00	\$3, 500. 00	
	Estimated expenditures, 1927 appropriation	Estimated expenditures, 1926 appropriation	Expended and obligated, 1925			
06 Printing and binding-----	\$3, 000. 00	\$3, 500. 00	\$3, 955. 47			
Employees' Compensation Fund— For the payment of compensation provided by "An act to provide compensation for employees of the United States suffering injuries while in the performance of their duties, and for other purposes," approved September 7, 1916, including medical, surgical, and hospital services, and supplies provided by section 9; and the transportation and burial expenses provided by sections 9 and 11 and advancement of costs for the enforcement of recoveries provided in sections 26 and 27 where necessary, accruing during the fiscal year [1926] 1927 or in prior fiscal years (acts Sept. 7, 1916, vol. 39, p. 742, secs. 1-42; Mar. 3, 1925, vol. 43, p. 1202)-----				2, 600, 000. 00	2, 150, 000. 00	
	Estimated expenditures, 1927 appropriation	Estimated expenditures, 1926 appropriation	Expended and obligated, 1925			
Injury compensation-----	\$1, 140, 000. 00	\$1, 140, 000. 00	\$1, 132, 001. 06			
Lump-sum awards (injury)-----	102, 000. 00	114, 000. 00	113, 467. 20			
Medical treatment and supplies-----	432, 000. 00	438, 000. 00	432, 374. 32			
Transportation, sec. 9-----	25, 200. 00	25, 200. 00	25, 044. 34			
Death compensation-----	869, 000. 00	792, 000. 00	735, 548. 72			
Lump-sum awards (death)-----	6, 000. 00	12, 000. 00	456. 33			
Burial expenses-----	19, 200. 00	19, 200. 00	18, 855. 03			
Embalming and transportation, sec. 11-----	4, 800. 00	4, 800. 00	3, 916. 81			
Net court costs-----	1, 800. 00	1, 800. 00	1, 498. 96			
Total-----	2, 600, 000. 00	2, 547, 000. 00	2, 463, 162. 77			
Comparison of average monthly cost for the fiscal years 1922 to 1925, inclusive, with the estimated cost for 1926 and 1927						
	Net disbursements				Estimates	
	Fiscal year 1922	Fiscal year 1923	Fiscal year 1924	Fiscal year 1925	Estimated monthly average—	
					1926	1927
Injury compensation-----	\$97, 588. 48	\$93, 545. 07	\$84, 477. 06	\$94, 333. 42	\$95, 000. 00	\$95, 000. 00
Lump-sum awards (injury)-----	34, 523. 53	29, 012. 45	13, 495. 70	9, 458. 60	9, 500. 00	8, 500. 00
Medical treatment and supplies-----	34, 392. 72	45, 562. 28	36, 726. 79	36, 031. 19	36, 500. 00	36, 000. 00
Transportation, sec. 9-----	2, 075. 46	2, 118. 12	1, 961. 15	2, 087. 03	2, 100. 00	2, 100. 00
Death compensation-----	47, 446. 72	54, 158. 18	55, 508. 06	61, 285. 73	66, 000. 00	72, 418. 67
Lump-sum awards (death)-----	1, 139. 96	814. 48	123. 80	38. 03	1, 000. 00	500. 00
Burial expenses-----	1, 545. 86	1, 629. 92	1, 727. 42	1, 571. 25	1, 600. 00	1, 600. 00
Embalming and transportation, sec. 11-----	218. 11	329. 20	347. 75	326. 40	400. 00	400. 00
Net court costs-----		41. 21	92. 80	124. 91	150. 00	150. 00
Total, per month-----	218, 930. 84	227, 210. 91	194, 460. 57	205, 263. 56	212, 250. 00	216, 666. 67
Total, per year-----	2, 627, 170. 08	2, 726, 530. 83	2, 333, 526. 82	2, 463, 162. 77	2, 547, 000. 00	2, 600, 000. 00
Total, Employees' Compensation Commission-----					2, 742, 040. 00	2, 301, 500. 00

Estimates of appropriations required for the service of the fiscal year ending June 30, 1927—Continued

General object (title of appropriation), date of acts, references to Statutes at Large, or to Revised Statutes, and estimated amount required for each detailed object	Total amount to be appropriated under each head of appropriation	Amount appropriated for the fiscal year ending June 30, 1926
FEDERAL BOARD FOR VOCATIONAL EDUCATION		
Permanent appropriations:		
Cooperative Vocational Education in Agriculture.....	\$3,027,000.00	\$3,027,000.00
Cooperative Vocational Education, Trades and Industries.....	3,050,000.00	3,050,000.00
Cooperative Vocational Education, Teachers, etc.....	1,090,000.00	1,090,000.00
Salaries and Expenses, Federal Board for Vocational Education.....	200,000.00	200,000.00
That there is hereby annually appropriated, out of any money in the Treasury not otherwise appropriated, the sums provided in sections 2, 3, and 4 of this act, to be paid to the respective States for the purpose of cooperating with the States in paying the salaries of teachers, supervisors, and directors of agricultural subjects, and teachers of trade, home economics, and industrial subjects; and in the preparation of teachers of agricultural, trade, industrial, and home economics subjects; and the sum provided for in section 7 for the use of the Federal Board for Vocational Education for the administration of this act and for the purpose of making studies, investigations, and reports to aid in the organization and conduct of vocational education, which sums shall be expended as hereinafter provided (act Feb. 23, 1917, vol. 39, pp. 929-936, secs. 1-18).		
	Estimated expenditures, 1927 appropriation	Estimated expenditures, 1926 appropriation
Grants for educational purposes:		Expended and obligated, 1926
Cooperative vocational education in agriculture.....	\$2,845,380	\$2,815,110
Cooperative vocational education in trades and industries.....	2,887,000	2,836,500
Cooperative vocational education in teacher training.....	1,035,000	1,013,700
2201 Total.....	6,747,380	6,665,310
Departmental service:		
Salaries—		
Professional and scientific service—	Average—	Average—
Grade 6, \$6,000 to \$7,500; average, \$6,750—	No. Salary	No. Salary
Chief educationist (director).....	1 \$7,500	1 \$7,000
Chief educationists (board members).....	3 6,500	3 6,000
Grade 5, \$5,200 to \$6,000; average, \$5,600—		
Senior educationists.....	4 5,450	4 5,350
Grade 4, \$3,800 to \$5,000; average, \$4,400—		
Educationists.....	14 4,300	13½ 3,984
Clerical, administrative, and fiscal service—		
Grade 9, \$3,000 to \$3,600; average, \$3,300—		
Senior administrative assistant.....	1 3,300	1 3,200
Editor.....	--	1 250
Grade 6, \$2,100 to \$2,700; average \$2,400—		
Principal clerk.....	1 2,500	1 2,500
Grade 5, \$1,860 to \$2,400; average \$2,111.42—		
Senior clerk—stenographer.....	1 2,000	1 1,860
Senior clerks.....	2 2,100	2 2,010
Grade 4, \$1,680 to \$2,040; average \$1,860—		
Principal stenographers.....	4 1,860	4½ 1,786
Grade 3, \$1,500 to \$1,860; average \$1,680—		
Senior stenographers.....	7 1,635	7 1,526
Grade 2, \$1,320 to \$1,680; average \$1,500—		
Junior operators, office devices.....	2 1,560	2 1,560
Custodial Service—		
Grade 7, \$1,680 to \$2,040; average \$1,860—		
Senior mechanic.....	1 1,860	1 1,740
Grade 5, \$1,020 to \$1,260; average \$1,140—		
Minor mechanic.....	1 1,260	1 1,200
Senior laborers.....	2 1,110	2 1,020
Guards (watchmen).....	2 1,080	2 1,020
Grade 2, \$900 to \$1,140; average \$1,020—		
Junior laborers.....	2 960	2 900
01 Total average number of employees.....	48	47½
Total salaries, departmental service.....	152,500	141,008.72
The difference between 1927 and 1926 is due to increase in salaries, \$3,520.		
Supplies and materials:		
0200 Stationery and office supplies.....	800.00	1,160.00
0210 Medical and hospital supplies.....	10.00	5.00
0220 Scientific and educational supplies.....	25.00	25.00
0230 Fuel.....	500.00	1,050.00
0280 Sundry supplies.....	125.00	100.00
0290 Materials.....		50.00
02 Total supplies and materials.....	1,460.00	2,390.00
Communication service:		
0500 Telegraph service.....	350.00	350.00
0510 Telephone service.....	750.00	1,100.00
0520 Other communication service.....	30.00	40.00
05 Total communication service.....	1,130.00	1,490.00

Estimates of appropriations required for the service of the fiscal year ending June 30, 1927—Continued

General object (title of appropriation), date of acts, references to Statutes at Large, or to Revised Statutes, and estimated amount required for each detailed object				Total amount to be appropriated under each head of appropriation	Amount appropriated for the fiscal year ending June 30, 1926
Salaries and Expenses, Federal Board for Vocational Education—Continued.					
	Estimated expenditures, 1927 appropriation	Estimated expenditures, 1926 appropriation	Expended and obligated, 1925		
Travel expenses:					
0615 Transportation.....	\$21,565.00	\$21,565.00	\$20,909.08		
0616 Subsistence.....	13,385.00	13,385.00	12,974.19		
06 Total travel expenses.....	34,950.00	34,950.00	33,883.27		
07 Transportation of things (service).....	50.00	50.00	75.43		
08 Printing, photographing, and photographic prints..	6,700.00	6,700.00	5,469.69		
10 Furnishing of light and power.....	1,000.00	1,750.00	1,581.89		
12 Repairs and alterations.....	50.00	50.00	50.38		
13 Special and miscellaneous current expense.....	50.00	100.00	141.18		
Equipment:					
3010 Furniture, furnishing, and fixtures.....	350.00	300.00	728.49		
3020 Educational equipment.....	150.00	250.00	369.08		
3050 Other equipment.....	50.00	85.00	289.33		
30 Total equipment.....	550.00	635.00	1,386.90		
Total.....	198,440.00	197,095.00	188,892.51		
Annual appropriations:					
Promotion of Vocational Education in Hawaii—					
For extending to the Territory of Hawaii the benefits of the act entitled "An act to provide for the promotion of vocational education; to provide for cooperation with the States in the promotion of such education in agriculture and the trades and industries; to provide for cooperation with the States in the preparation of teachers of vocational subjects; and to appropriate money and regulate its expenditure," approved February 23, 1917, in accordance with the provisions of the act entitled "An act to extend the provisions of certain laws to the Territory of Hawaii," approved March 10, 1924 (<i>act Mar. 3, 1925, vol. 43, p. 1202</i>).....				\$30,000.00	\$30,000.00
	Estimated expenditures, 1927 appropriation	Estimated expenditures, 1926 appropriation	Expended and obligated, 1925		
Grants for educational purposes, Territory of Hawaii:					
Cooperative vocational education in agriculture.....	\$10,000	\$10,000		
Cooperative vocational education in trades and industries.....	10,000	10,000		
Cooperative vocational education in teacher training.....	10,000	10,000		
2201 Total.....	30,000	30,000		
[Promotion of Vocational Rehabilitation of Persons Disabled in Industry and Otherwise in Hawaii—]					
[To extend to the Territory of Hawaii the benefits of the act approved June 2, 1920 (Forty-first Statutes, page 735), in accordance with the provisions of the act entitled "An act to extend the provisions of certain laws to the Territory of Hawaii," approved March 10, 1924].....					5,000.00
	Estimated expenditures, 1927 appropriation	Estimated expenditures, 1926 appropriation	Expended and obligated, 1925		
2204 Grants for vocational rehabilitation of persons disabled in industry, Territory of Hawaii.....		

Estimates of appropriations required for the service of the fiscal year ending June 30, 1927—Continued

General object (title of appropriation), date of acts, references to Statutes at Large, or to Revised Statutes, and estimated amount required for each detailed object				Total amount to be appropriated under each head of appropriation	Amount appropriated for the fiscal year ending June 30, 1925
Cooperative Vocational Rehabilitation of Persons Disabled in Industry— For carrying out the provisions of the act entitled "An act to provide for the promotion of vocational rehabilitation of persons disabled in industry or otherwise and their return to civil employment," approved June 2, 1920, as amended by the act of June 5, 1924, [\$750,000] \$740,000 : <i>Provided, That the apportionment to the States shall be computed on the basis of not to exceed \$1,034,000, as authorized by the act approved June 2, 1920, as amended by the act approved June 5, 1924 (act Mar. 3, 1925, vol. 43, p. 1202)</i>				\$740, 000. 00	\$750, 000. 00
	Estimated expenditures, 1927 appropriation	Estimated expenditures, 1926 appropriation	Expended and obligated, 1925		
2204 Grants for vocational rehabilitation of persons disabled in industry.....	\$740, 000	\$661, 279	\$592, 140		
Salaries and Expenses, Vocational Rehabilitation of Persons Disabled in Industry— For the purpose of making studies, investigations, and reports regarding the vocational rehabilitation of disabled persons and their placements in suitable or gainful occupations, and for the administrative expenses of said board incident to performing the duties imposed by the act of June 2, 1920, as amended by the act of June 5, 1924, including salaries of such assistants, experts, clerks, and other employees, in the District of Columbia or elsewhere, as the board may deem necessary, actual traveling and other necessary expenses incurred by the members of the board and by its employees under its orders, including attendance at meetings of educational associations and other organizations, rent and equipment of offices in the District of Columbia and elsewhere, purchase of books of reference, law books, and periodicals, stationery, typewriters and exchange thereof, miscellaneous supplies, postage on foreign mail, printing and binding to be done at the Government Printing Office, and all other necessary expenses, [\$75,000] \$73,620 , of which amount not to exceed [\$60,770] \$56,680 may be expended for personal services in the District of Columbia (<i>act Mar. 3, 1925, vol. 43, p. 1202</i>)				73, 620. 00	75, 000. 00
	Estimated expenditures, 1927 appropriation	Estimated expenditures, 1926 appropriation	Expended and obligated, 1925		
Departmental service:					
Salaries—					
Professional and scientific service—	<i>Average—</i>	<i>Average—</i>	<i>Average—</i>		
Grade 5, \$5,200 to \$6,600; average, \$5,600—	No. Salary	No. Salary	No. Salary		
Senior educationist.....	1 \$5, 600	1 \$5, 400	1 \$5, 200		
Grade 4, \$3,800 to \$5,000; average, \$4,400—					
Educationists.....	5 4, 280	5 4, 080	3½ 3, 964		
Subprofessional service—					
Grade 5, \$1,680 to \$2,040; average, \$1,860—					
Library assistant.....	1 1, 860	1 1, 860	1 1, 780		
Clerical, administrative, and fiscal service—					
Grade 5, \$1,860 to \$2,400; average \$2,111.42—					
Senior clerk—stenographer.....	1 2, 200	1 2, 100	1 2, 000		
Senior clerks.....	3 2, 000	3 1, 920	2½ 1, 860		
Grade 4, \$1,680 to \$2,040; average \$1,860—					
Principal stenographers.....	2 1, 860	2 1, 830	2 1, 800		
Grade 3, \$1,500 to \$1,860; average \$1,680—					
Assistant clerks.....	2 1, 680	2 1, 680	2 1, 620		
Senior stenographer.....	1 1, 620	1 1, 560	1½ 1, 500		
Grade 2, \$1,320 to \$1,680; average \$1,500—					
Junior typist.....	1 1, 500	1 1, 440	1 1, 380		
Grade 1, \$1,140 to \$1,500; average \$1,320—					
Underoperators, office devices.....	2 1, 260	2 1, 200	2 1, 140		
Custodial service—					
Grade 5, \$1,320 to \$1,680; average \$1,500—					
Junior mechanic.....	1 1, 440	1 1, 380	1 1, 320		
Grade 4, \$1,140 to \$1,500; average \$1,320—					
Undermechanic.....	1 1, 320	1 1, 260	1 1, 200		
Grade 3, \$1,020 to \$1,260; average \$1,140—					
Messenger.....	1 1, 140	1 1, 080	1 1, 020		
Grade 2, \$900 to \$1,140; average \$1,020—					
Subordinate mechanic.....	1 1, 020	1 960	1 900		
Junior laborer.....	2 990	2 960	2 900		
Total number of employees.....	25	25	24½		
Total salaries, departmental service.....	56, 680. 00	54, 540. 00	48, 115. 84		
The difference between 1927 and 1926 is due to increase in salaries, \$2,140.					

Estimates of appropriations required for the service of the fiscal year ending June 30, 1927—Continued

General object (title of appropriation), date of acts, references to Statutes at Large, or to Revised Statutes, and estimated amount required for each detailed object				Total amount to be appropriated under each head of appropriation	Amount appropriated for the fiscal year ending June 30, 1926
Salaries and Expenses, Vocational Rehabilitation of Persons Disabled in Industry—Continued.					
	Estimated expenditures, 1927 appropriation	Estimated expenditures, 1926 appropriation	Expended and obligated, 1925		
Supplies and materials:					
0200 Stationery and office supplies.....	\$820.00	\$560.00	\$654.18		
0210 Medical and hospital supplies.....					
0220 Scientific and educational supplies.....	40.00	25.00			
0230 Fuel.....	650.00	250.00	39.64		
0280 Sundry supplies.....	150.00	175.00	131.11		
0290 Materials.....	50.00	50.00	8.93		
02 Total supplies and materials.....	1,810.00	1,060.00	833.86		
Communication service:					
0500 Telegraph service.....	175.00	200.00	92.09		
0510 Telephone service.....	450.00	250.00	234.21		
0520 Other communication service.....	30.00	20.00	10.00		
05 Total communication service.....	655.00	470.00	336.30		
Travel expenses:					
0615 Transportation.....	6,500.00	6,900.00	6,196.72		
0616 Subsistence.....	4,500.00	4,500.00	4,415.08		
06 Total travel expenses.....	11,000.00	11,700.00	10,611.80		
07 Transportation of things.....	75.00	40.00	6.00		
08 Printing, photographing, etc.....	2,000.00	2,000.00	2,712.10		
10 Furnishing of light and power.....	700.00	150.00	112.90		
12 Repairs and alterations.....	50.00	50.00	16.08		
13 Special and miscellaneous current expenses.....	100.00	10.00			
Equipment:					
3010 Furniture, furnishings, and fixtures.....	300.00	100.00	892.08		
3020 Educational and scientific equipment.....	150.00	150.00	76.61		
3050 Other equipment.....	100.00		124.85		
30 Total equipment.....	550.00	250.00	1,093.54		
Total.....	73,620.00	70,270.00	63,838.42		
Total under Federal Board for Vocational Education.....				\$8,210,620.00	\$8,227,000.00
FEDERAL POWER COMMISSION					
Federal Power Commission—					
For every expenditure requisite for and incident to the work of the Federal Power Commission as authorized by law, including traveling expenses, per diem in lieu of subsistence, and not exceeding \$500 for press-clipping service, law books, books of reference, and periodicals (<i>acts June 10, 1920, vol. 41, p. 1063, secs. 1-80; Mar. 3, 1925, vol. 43, p. 1203</i>).....				25,400.00	22,800.00
	Estimated expenditures, 1927 appropriations	Estimated expenditures, 1926 appropriations	Expended and obligated, 1925		
Departmental service:					
Salaries—					
Professional and scientific service—					
Grade 6, \$6,000 to \$7,500; average, \$6,750—	Average—	Average—	Average—		
Chief engineer (executive secretary).....	No. Salary	No. Salary	No. Salary		
	1 \$6,500	1 \$6,500	1 \$7,500		
			6,000		
01 Total personal services.....	6,500.00	6,500.00	6,312.48		
02 Supplies and materials (stationery and office supplies).....	1,485.00	1,500.00	1,399.00		
Communication service:					
0500 Telegraph service.....	180.00	180.00	164.28		
0510 Telephone service.....	465.00	465.00	461.46		
0520 Other communication service.....	30.00	30.00	28.75		
05 Total communication service.....	675.00	675.00	654.49		
06 Travel expenses.....	16,625.00	16,750.00	16,696.00		
07 Transportation of things (service).....	15.00	15.00	12.54		
Printing and binding, etc.:—					
0620 Stenographic work in reporting field hearings (contract).....	500.00	500.00	500.70		
0630 Photographing, photolithographing, blue printing, and making photostats and prints.....	700.00	835.00	1,285.23		
06 Total printing and binding.....	1,200.00	1,335.00	1,785.93		
09 Publication of notices.....	1,625.00	1,600.00	1,625.00		
12 Repairs and alterations.....	25.00	25.00	19.75		
13 Special and miscellaneous current expense.....	350.00	350.00	358.12		

Estimates of appropriations required for the service of the fiscal year ending June 30, 1927—Continued

General object (title of appropriation), date of acts, references to Statutes at Large, or to Revised Statutes, and estimated amount required for each detailed object				Total amount to be appropriated under each head of appropriation	Amount appropriated for the fiscal year ending June 30, 1926
Federal Power Commission—Continued.					
	Estimated expenditures, 1927 appropriation	Estimated expenditures, 1926 appropriation	Expended and obligated, 1925		
Equipment:					
3010 Furniture, furnishings, and fixtures.....	\$600.00	\$500.00	\$580.86		
3020 Educational—library stock.....	300.00	300.00	316.61		
30 Total equipment.....	900.00	800.00	897.47		
Nonpersonal expense arising from investigations in the field by cooperating services of projects referred to by the commission: Transfers to cooperating services under the fortifications act of 1920 (41 Stat., 613) or direct settlements.....		5,750.00	3,140.00		
Reserve.....		8,194.00			
	29,400.00	35,300.00			
Less amount estimated to be expended from the continuing appropriation: Federal Power Commission.....	4,000.00	12,500.00			
Total.....	25,400.00	22,800.00	32,900.78		
Printing and Binding, Federal Power Commission—					
For all printing and binding for the Federal Power Commission (acts June 10, 1920, vol. 41, p. 1063, secs. 1-30; Mar. 3, 1925, vol. 43, p. 1203).....				\$3,000.00	\$4,000.00
	Estimated expenditures, 1927 appropriation	Estimated expenditures, 1926 appropriation	Expended and obligated 1925		
02011 Blank forms and letterheads.....	\$400.00	\$325.00	\$188.87		
0800 Annual report, 1924.....			1,481.93		
Annual report, 1925.....			1,500.00		
Annual report.....	1,500.00	1,500.00			
Rules and regulations, general and accounting.....	600.00				
Special publications required to be prepared and printed by sec. 4, paragraphs a, b, and c of the Federal water power act.....		2,000.00	1,101.35		
0800 Binding.....	275.00	75.00	119.10		
3020 Miscellaneous.....	225.00	100.00	32.27		
Total.....	3,000.00	4,000.00	4,423.52		
Payments to States Under the Federal Water Power Act, Special Fund—					
SEC. 17. That all proceeds from any Indian reservation shall be placed to the credit of the Indians of such reservation. All other charges arising from licenses hereunder shall be paid into the Treasury of the United States, subject to the following distribution: 12½ per cent thereof is hereby appropriated to be paid into the Treasury of the United States and credited to "Miscellaneous receipts"; 50 per cent of the charges arising from licenses hereunder for the occupancy and use of public lands, national monuments, national forests, and national parks shall be paid into, reserved and appropriated as a part of the reclamation fund created by the act of Congress known as the reclamation act, approved June 17, 1902; and 37½ per cent of the charges arising from licenses hereunder for the occupancy and use of national forests, national parks, public lands, and national monuments, from development within the boundaries of any State shall be paid by the Secretary of the Treasury to such State; and 50 per cent of the charges arising from all other licenses hereunder is hereby reserved and appropriated as a special fund in the Treasury to be expended under the direction of the Secretary of War in the maintenance and operation of dams and other navigation structures owned by the United States or in the construction, maintenance, or operation of headwaters or other improvements of navigable waters of the United States (act June 10, 1920, vol. 41, pp. 1072, 1073, sec. 17).....				3,000.00	4,500.00
	Estimated expenditures, 1927 appropriation	Estimated expenditures, 1926 appropriation	Expended and obligated, 1925		
2200 Grants to States.....	\$3,000.00	\$4,381.14	\$2,063.07		
Total under Federal Power Commission.....				31,400.00	31,300.00

Estimates of appropriations required for the service of the fiscal year ending June 30, 1927—Continued

General object (title of appropriation), date of acts, references to Statutes at Large, or to Revised Statutes, and estimated amount required for each detailed object	Total amount to be appropriated under each head of appropriation	Amount appropriated for the fiscal year ending June 30, 1926
FEDERAL TRADE COMMISSION		
Federal Trade Commission— For five commissioners at \$10,000 each per annum (<i>acts Sept. 26, 1914, vol. 38, p. 717; Mar. 3, 1925, vol. 43, p. 1203</i>)	\$50,000.00	\$50,000.00
For all other authorized expenditures of the Federal Trade Commission in performing the duties imposed by law or in pursuance of law, including secretary to the commission and other personal services, <i>contract stenographic reporting services</i> , supplies and equipment, law books, books of reference, periodicals, garage rental, traveling expenses, including actual expenses at not to exceed \$5 per day or per diem in lieu of subsistence not to exceed \$4, newspapers, foreign postage, and witness fees and mileage in accordance with section 9 of the Federal Trade Commission act, [\$940,000] \$930,000 , of which amount not to exceed [\$879,558] \$815,160 may be expended for personal services in the District of Columbia, including witness fees: <i>Provided</i> , That no part of this sum shall be expended for investigations requested by either House of Congress except those requested by concurrent resolution of Congress, but this limitation shall not apply to investigations and reports in connection with alleged violations of the antitrust acts by any corporation (<i>same acts</i>)	930,000.00	940,000.00
	980,000.00	990,000.00

Estimates of appropriations required for the service of the fiscal year ending June 30, 1927—Continued

General object (title of appropriation), date of acts, references to Statutes at Large, or to Revised Statutes, and estimated amount required for each detailed object				Total amount to be appropriated under each head of appropriation	Amount appropriated for the fiscal year ending June 30, 1926
<i>Federal Trade Commission—Continued.</i>					
Departmental service—Continued.					
Salaries—Continued.					
Subprofessional service—					
Grade 8, \$2,400 to \$3,000; average, \$2,700—					
Attorney.....	Average— No. Salary	Average— No. Salary	Average— No. Salary		
Grade 6, \$1,860 to \$2,400; average, \$2,130—					
Senior library assistant.....	1 \$2,100	1 \$2,100	1 2,100		
Grade 4, \$1,500 to \$1,860; average, \$1,680—					
Nurse.....	1 1,560	1 1,560	1 1,560		
Junior library assistants.....	2 1,590	2 1,590	1½ 1,566		
Grade 2, \$1,140 to \$1,500; average, \$1,320—					
Minor library assistant.....	1 1,320	1 1,320	1 1,277		
Custodial service—					
Grade 6, \$1,500 to \$1,860; average, \$1,680—					
Mechanic.....	1 1,860	1 1,860	1½ 1,554		
Grade 4, \$1,140 to \$1,500; average, \$1,320—					
Head messenger.....	1 1,380	1 1,380	1 1,380		
Grade 3, \$1,020 to \$1,260; average, \$1,140—					
Messengers.....	5 1,140	5 1,140	5½ 1,143		
Senior laborers.....	2 1,140	2 1,140	2 1,119		
Grade 1, \$600 to \$780; average, \$690—					
Junior messengers.....	6 700	6 700	5½ 723		
Total average number of employees.....	314	314	312½		
Total salaries, departmental service.....	863,660.00	863,660.00	851,150.40		
0132 Witness fees.....	1,500.00	1,600.00	1,685.50		
01 Total personal services.....	865,160.00	865,260.00	852,835.90		
Supplies and materials:					
0201 Stationery.....	3,562.00	3,762.00	4,053.32		
0202 Sundry office supplies.....	1,300.00	1,350.00	1,441.28		
0203 Drafting supplies.....	80.00	80.00	81.24		
0204 Photographic supplies.....	765.00	765.00	768.62		
0205 Cleaning and toilet supplies.....	8.00	8.00	8.21		
0222 Educational supplies.....	70.00	70.00	69.02		
0234 Fuel, gas.....	115.00	115.00	115.17		
0282 Sundry supplies.....	35.00	35.00	37.55		
0284 Exhibits, ice, etc.....	380.00	380.00	391.38		
0294 Lumber and wood products.....	150.00	150.00	150.00		
0296 Paints and painters' materials.....			1.15		
0299 Special and miscellaneous.....	35.00	35.00	38.47		
02 Total supplies and materials.....	6,500.00	6,750.00	7,155.41		
Communication service:					
0500 Telegraph service.....	900.00	950.00	1,029.64		
0510 Telephone service.....	2,025.00	2,175.00	2,332.22		
0520 Other communication service.....	75.00	75.00	76.00		
05 Total communication service.....	3,000.00	3,200.00	3,437.86		
Travel expenses:					
0601 Steam and electric railway fares.....	28,000.00	27,000.00	32,052.39		
0602 Fares by water.....	390.00	390.00	397.27		
0604 Stage, carriage, and motor fares.....	250.00	250.00	254.04		
0610 Street car, taxi, hack, etc.....	900.00	900.00	970.61		
0620 Mileage allowances.....	5,200.00	5,200.00	5,748.57		
0630 Per diem.....	16,000.00	15,500.00	19,965.28		
0640 Food and lodging while in travel status.....	22,036.00	21,119.15	27,205.46		
0650 Pullman and stateroom fares.....	8,500.00	8,500.00	8,840.72		
0690 Special and miscellaneous.....	3,800.00	3,800.00	4,056.60		
06 Total travel expense.....	85,076.00	82,659.15	99,490.94		
Transportation of things:					
0710 Expressage.....	130.00	130.00	160.57		
0730 Drayage, truckage, etc.....	20.00	20.00	15.78		
07 Total transportation of things.....	150.00	150.00	176.35		
08 Contract services (reporting hearings).....	10,000.00	10,500.00	10,845.45		
10 Furnishing of light.....	250.00	250.00	258.03		
Rents:					
1101 Office buildings.....	5,205.00	6,451.85	8,953.13		
1104 Garage.....	120.00	120.00	120.00		
1115 Sorting and tabulating machines.....	864.00	864.00	864.00		
11 Total rents.....	6,189.00	7,435.85	9,937.13		
Repairs:					
1280 Machinery and equipment.....	25.00	25.00	39.38		
1290 Special and miscellaneous.....	100.00	100.00	99.81		
12 Total repairs.....	125.00	125.00	139.19		
Special and current expenses:					
1371 Commercial references, newspaper clippings, etc.....	650.00	625.00	658.47		
1373 Laundry and towel service.....	100.00	75.00	125.23		
1380 Court costs.....	800.00	800.00	838.27		
13 Total special and current expenses.....	1,550.00	1,500.00	1,621.97		

Estimates of appropriations required for the service of the fiscal year ending June 30, 1927—Continued

General object (title of appropriation), date of acts, references to Statutes at Large, or to Revised Statutes, and estimated amount required for each detailed object				Total amount to be appropriated under each head of appropriation.	Amount appropriated for the fiscal year ending June 30, 1926
Federal Trade Commission—Continued					
	Estimated expenditures, 1927 appropriation	Estimated expenditures, 1926 appropriation	Expended and obligated, 1925		
Equipment:					
3010 Furniture, fixtures, etc.....	\$250.00	\$250.00	\$280.00		
3011 Chairs, etc.....	10.00	10.00	9.60		
3012 Tables, desks, etc.....	310.00	325.00	323.12		
3017 Office machines.....	455.00	490.00	490.11		
3018 Desk equipment.....	15.00	20.00	18.05		
3019 Sundry items.....	60.00	65.00	69.03		
3021 Library stock.....	880.00	960.00	965.46		
3022 Photographic equipment.....	10.00	10.00	9.11		
3051 Miscellaneous equipment.....	5.00	5.00	3.86		
3057 Cleaning, sanitation.....	5.00	5.00	8.34		
30 Total equipment.....	2,000.00	2,170.00	2,176.68		
Reserve.....		10,000.00			
Total.....	980,000.00	990,000.00	988,074.91		
Printing and Binding, Federal Trade Commission—					
For all printing and binding for the Federal Trade Commission (act Mar. 3, 1925, vol. 43, p. 1203)				\$17,000.00	\$18,000.00
	Estimated expenditures, 1927 appropriation	Estimated expenditures, 1926 appropriation	Expended and obligated, 1925		
0201 Stationery.....	\$1,500.00	\$1,500.00	\$1,666.92		
0800 Printing and binding.....	15,500.00	16,500.00	18,193.22		
1290 Special and miscellaneous.....			6.00		
Total.....	17,000.00	18,000.00	19,866.14		
Total, Federal Trade Commission				997,000.00	1,008,000.00
GENERAL ACCOUNTING OFFICE					
Salaries, General Accounting Office—					
Salaries: Comptroller General, \$10,000; Assistant Comptroller General, \$7,500; and for other personal services in the District of Columbia in accordance with the classification act of 1923, [\$3,367,460] \$3,376,350; in all (acts June 10, 1921, vol. 42, p. 20; Mar. 20, 1922, vol. 42, p. 444; Mar. 3, 1925, vol. 43, p. 1203)					
	Estimated expenditures, 1927 appropriation	Estimated expenditures, 1926 appropriation	Expended and obligated, 1925		
Departmental service:					
Salaries—	Average—	Average—	Average—		
Clerical, administrative, and fiscal service—	No. Salary	No. Salary	No. Salary		
Comptroller General.....	1 \$10,000	1 \$10,000	1 \$10,000		
Grade 13, \$6,000 to \$7,500; average, \$6,750—					
Assistant Comptroller General.....	1 7,500	1 7,500	1 7,500		
Grade 12, \$5,200 to \$6,000; average, \$5,600—					
Senior administrative officer (executive officer).....	1 6,000	1 6,000	1 6,000		
Chief investigators.....	3 5,487	3 5,487	3 5,487		
Grade 11, \$3,800 to \$5,000; average, \$4,400—					
Administrative officer (chief of division).....	5 4,000	5 4,000	5 3,800		
Assistant chief investigators.....	12 3,817	12 3,817	10 3,800		
Grade 10, \$3,300 to \$3,900; average, \$3,600—					
Junior administrative officer (chief of division).....	1 3,900	1 3,900	1 3,900		
Senior investigator.....	1 3,300	1 3,300	1 3,300		
Grade 9, \$3,000 to \$3,600; average, \$3,300—					
Senior administrative assistant—					
Chiefs of division.....	2 3,150	2 3,150	2 3,350		
Assistant chiefs of division.....	6 3,300	6 3,300	6 3,100		
Chief clerk.....	1 3,600	1 3,600	1 3,400		
Disbursing clerk.....	1 3,300	1 3,300	1 3,300		
Chiefs of section.....	2 3,000	2 3,000	2 3,000		
Investigator.....	1 3,000	1 3,000	1 3,000		
Grade 8, \$2,700 to \$3,300; average, \$3,000—					
Administrative assistant—					
Assistant chief of division.....	1 2,900	1 2,900	1 2,800		
Chiefs of section.....	9 2,900	9 2,900	9 2,900		
Assistant chief of section.....	1 2,700	1 2,700	1 2,700		
Chiefs of unit.....	2 2,700	2 2,700	1 2,700		
Associate investigators.....	5 2,700	5 2,700	6 2,700		
				3,393,850.00	* 3,384,960.00
* Exclusive of \$50,000 appropriated for Indian claims work (deficiency act Mar. 4, 1925, vol. 43, p. 1316).					

Estimates of appropriations required for the service of the fiscal year ending June 30, 1927—Continued

General object (title of appropriation), date of acts, references to Statutes at Large, or to Revised Statutes, and estimated amount required for each detailed object

Total amount to be appropriated under each head of appropriation

Amount appropriated for the fiscal year ending June 30, 1926

Salaries, General Accounting Office—Continued.

	Estimated expenditures, 1927 appropriation		Estimated expenditures, 1926 appropriation		Expended and obligated, 1925	
	Average—		Average—		Average—	
	No.	Salary	No.	Salary	No.	Salary
Departmental service—Continued.						
Salaries—Continued.						
Clerical, administrative, and fiscal service—Con.						
Grade 7, \$2,400 to \$3,000; average, \$2,700—						
Junior administrative assistant—						
Assistant chief of division	1	\$2,800	1	\$2,800	1	\$2,700
Chiefs of section	10	2,690	10	2,690	8	2,688
Assistant chiefs of section	9	2,600	9	2,600	8	2,488
Chiefs of subsection	7	2,529	7	2,529	7	2,429
Assistant chief clerk	1	2,400	1	2,400	1	2,400
Review clerk	1	2,400	1	2,400		
Senior transportation-rate and traffic auditors	6	2,800	6	2,800	6	2,450
Assistant investigator	1	2,400	1	2,400	1	2,400
Assistant accountants and auditors	2	2,700	2	2,700	2	2,650
Grade 6, \$2,100 to \$2,700; average, \$2,400—						
Principal clerk—						
Principal clerks	12	2,300	12	2,300	6	2,417
Chief control accountant	1	2,400	1	2,400	1	2,300
Supervisory and control bookkeepers	2	2,400	2	2,400	2	2,300
Chiefs of section	7	2,429	7	2,429	6	2,400
Chiefs of subsection	9	2,367	9	2,367	9	2,300
Assistant chiefs of subsection	9	2,289	9	2,289	9	2,189
Digest clerk	1	2,300	1	2,300	1	2,300
Clerk-stenographer (secretary to Assistant Comptroller General)	1	2,200	1	2,200	1	2,200
Transportation-rate and traffic auditors	25	2,276	25	2,276	24	2,229
Grade 5, \$1,860 to \$2,400; average, \$2,100—						
Senior clerks	384	2,016	390	2,016	369	2,025
Senior clerk-stenographers	5	2,100	5	2,100	3	2,100
Senior transportation-rate and traffic clerks	12	2,017	12	2,017	12	2,020
Grade 4, \$1,680 to \$2,040; average, \$1,860—						
Clerks	257	1,797	261	1,798	226	1,799
Principal stenographers	3	1,920	3	1,920	4	1,950
Transportation-rate and traffic clerk	1	1,680	1	1,680	2	1,680
Head operators, office devices	4	1,965	4	1,965		
Grade 3, \$1,500 to \$1,860; average, \$1,680—						
Assistant clerks	152	1,654	156	1,655	215	1,688
Head typists	2	1,740	2	1,740	1	1,680
Senior stenographers	14	1,757	14	1,757	7	1,809
Assistant clerk-stenographers	6	1,800	6	1,800	15	1,768
Junior transportation-rate and traffic clerks	16	1,721	16	1,721	24	1,733
Senior operators, office devices	87	1,617	87	1,617	62	1,638
Grade 2, \$1,320 to \$1,680; average, \$1,500—						
Junior clerks	147	1,513	151	1,513	186	1,527
Senior typists	29	1,506	29	1,506	32	1,528
Junior clerk-stenographers	26	1,560	26	1,560	31	1,599
Junior clerk-typists	3	1,680	3	1,680		
Junior operators, office devices	129	1,558	129	1,558	136	1,595
Grade 1, \$1,140 to \$1,500; average, \$1,320—						
Underclerks	141	1,305	147	1,298	140	1,331
Junior typists	23	1,349	23	1,349	25	1,303
Underoperators, office devices	134	1,264	134	1,264	148	1,276
Professional and scientific service—						
Grade 6, \$6,000 to \$7,500—						
Chief attorney	1	7,000	1	7,000	1	7,000
Grade 5, \$5,200 to \$6,000; average, \$5,600—						
Senior attorneys	5	5,520	5	5,520	5	5,520
Grade 4, \$3,800 to \$5,000; average, \$4,400—						
Attorneys	7	3,914	7	3,914	7	3,857
Grade 3, \$3,000 to \$3,600; average, \$3,300—						
Associate attorneys	8	3,225	8	3,225	7	3,171
Grade 2, \$2,400 to \$3,000; average, \$2,700—						
Assistant attorneys	20	2,685	20	2,685	19	2,537
Subprofessional service—						
Grade 4, \$1,500 to \$1,860; average, \$1,680—						
Nurse	1	1,680	1	1,680	1	1,680
Grade 3, \$1,320 to \$1,680; average, \$1,500—						
Under library assistant	1	1,440	1	1,440	1	1,440
Custodial service—						
Grade 7, \$1,680 to \$2,040; average, \$1,860—						
Senior mechanic	1	1,860	1	1,860	1	1,860
Grade 6, \$1,500 to \$1,860; average, \$1,680—						
Mechanics	5	1,656	5	1,656	4	1,635
Grade 5, \$1,320 to \$1,680; average, \$1,500—						
Junior mechanic					1	1,500
Grade 4, \$1,140 to \$1,500; average, \$1,320—						
Head messengers	2	1,320	2	1,320	1	1,260
Assistant foremen of laborers	2	1,230	2	1,230	2	1,140
Grade 3, \$1,020 to \$1,260; average, \$1,140—						
Messengers	54	1,086	55	1,087	52	1,074
Senior laborers	3	1,140	3	1,140	8	1,050
Minor mechanics	6	1,160	6	1,160	1	1,020
Guards (watchmen)	4	1,185	4	1,185	4	1,095
Grade 2, \$900 to \$1,140; average, \$1,020—						
Assistant messengers	3	1,000	3	1,000	4	960
Junior laborers	36	1,002	37	1,002	36	982
Junior laborers (charwomen)	20	376	20	376	20	352
Grade 1, \$600 to \$780; average, \$690—						
Junior messengers	19	660	19	660	19	660
Total average number of employees	1,934		1,960		1,978	
Total salaries, departmental service		\$3,393,850		\$3,434,960		\$3,441,504
The difference between 1927 and 1926 is due to decrease in force, \$41,110.						

Estimates of appropriations required for the service of the fiscal year ending June 30, 1927—Continued

General object (title of appropriation), date of acts, references to Statutes at Large, or to Revised Statutes, and estimated amount required for each detailed object				Total amount to be appropriated under each head of appropriation	Amount appropriated for the fiscal year ending June 30, 1926
Contingent Expenses, General Accounting Office—					
Contingent expenses: For traveling expenses, materials, supplies, equipment, and services; rent of buildings and equipment; purchase and exchange of books, tabulating cards, typewriters, calculating machines, and other office appliances, including their development, repairs and maintenance, including motor-propelled passenger-carrying vehicles; and miscellaneous items (<i>acts June 10, 1921, vol. 42, pp. 23-27, secs. 301-318; Mar. 3, 1925, vol. 43, p. 1203</i>)				\$284,550.00	\$295,000.00
	Estimated expenditures, 1927 appropriation	Estimated expenditures, 1926 appropriation	Expended and obligated, 1925		
Supplies and materials:					
0200 Stationery and office supplies (not specified)	\$133,000.00	\$132,600.00	\$123,256.65		
0210 Medical and hospital supplies	50.00	60.00	71.49		
0220 Scientific and educational supplies (periodicals)	700.00	700.00	405.45		
0230 Fuel (gasoline and oil)	700.00	700.00	790.37		
0280 Sundry supplies (ice, mechanics' tools, etc.)	1,600.00	1,600.00	2,892.07		
0290 Materials	4,950.00	4,940.00	4,030.33		
02 Total supplies and materials	141,000.00	140,600.00	131,446.26		
Communication service:					
0500 Telegraph service	100.00	100.00	58.43		
0510 Telephone service	2,600.00	2,600.00	3,110.39		
0520 Other communication service (postage)	300.00	300.00	259.00		
05 Total communication service	3,000.00	3,000.00	3,427.82		
06 Traveling expenses (including local car fare)	14,000.00	16,850.00	13,391.09		
07 Transportation of things (service)	25.00	100.00	21.15		
10 Furnishing of heat, etc., and electricity (service)	400.00	400.00	411.67		
Rents:					
1100 Rent of buildings (including garage)	74,350.00	74,350.00	72,200.00		
1110 Other rents (equipment)	28,800.00	28,800.00	26,862.00		
11 Total rents	103,150.00	103,150.00	99,062.00		
12 Repairs and alterations	2,000.00	2,100.00	2,510.54		
13 Special and miscellaneous current expenses (laundry and towel service, etc.)	400.00	400.00	403.47		
Equipment:					
3000 Passenger-carrying vehicles			4,150.00		
3010 Furniture, furnishings, and fixtures	18,575.00	24,300.00	19,588.00		
3020 Educational, etc., equipment (law books)	500.00	600.00	648.21		
3050 Other equipment (motor truck)	1,500.00	3,500.00	1,610.00		
30 Total equipment	20,575.00	28,400.00	25,996.21		
Total	284,550.00	295,000.00	276,670.31		
Printing and Binding, General Accounting Office—					
For all printing and binding for the General Accounting Office, including monthly and annual editions of selected decisions of the Comptroller General (<i>acts June 10, 1921, vol. 42, pp. 23-27, secs. 301-318; Mar. 3, 1925, vol. 43, p. 1203</i>)				36,000.00	22,000.00
	Estimated expenditures, 1927 appropriation	Estimated expenditures, 1926 appropriation	Expended and obligated, 1925		
Supplies and materials:					
02011 Printed forms and letterheads	\$3,500.00	\$3,000.00	\$13,162.58		
Printing and binding:					
0800 Printing and binding (decisions, etc.)	13,000.00	14,000.00	10,803.89		
0800 Binding old navy pay rolls	14,500.00				
Total	36,000.00	22,000.00	23,966.47		
Total, General Accounting Office				3,714,400.00	3,701,960.00

Estimates of appropriations required for the service of the fiscal year ending June 30, 1927—Continued

General object (title of appropriation), date of acts, references to Statutes at Large, or to Revised Statutes, and estimated amount required for each detailed object				Total amount to be appropriated under each head of appropriation	Amount appropriated for the fiscal year ending June 30, 1926
HOUSING CORPORATION					
<i>Salaries, United States Housing Corporation—</i>					
Salaries: For officers, clerks, and other employees in the District of Columbia necessary to collect and account for the receipts from the sale of properties and the receipts from the operation of unsold properties of the United States Housing Corporation, the Bureau of Industrial Housing and Transportation, property commandeered by the United States through the Secretary of Labor, and to collect the amounts advanced to transportation facilities and others, \$48,700: <i>Provided</i> , That no person shall be employed hereunder at a rate of compensation exceeding \$5,000 per annum, and only one person may be employed at that rate (<i>acts May 16, 1918, vol. 40, p. 550, sec. 1; June 4, 1918, vol. 40, p. 595, sec. 1; July 8, 1918, vol. 40, p. 821, sec. 1; July 11, 1919, vol. 41, p. 55, sec. 1; July 19, 1919, vol. 41, p. 222, sec. 1; Mar. 21, 1922, vol. 42, p. 468, sec. 5; Mar. 3, 1925, vol. 43, p. 1203</i>)				\$48,700.00	\$48,700.00
	Estimated expenditures, 1927 appropriation	Estimated expenditures, 1926 appropriation	Expended and obligated, 1925		
Salaries:	<i>Average—</i>	<i>Average—</i>	<i>Average—</i>		
	No. Salary	No. Salary	No. Salary		
Director.....	1 \$5,000.00	1 \$5,000.00	1 \$5,000.00		
Assistant director.....	1 4,800.00	1 4,800.00	1 4,800.00		
Fiscal supervisor.....	1 4,800.00	1 4,800.00	1 4,800.00		
Traveling auditor.....	1 3,600.00	1 3,600.00	1 3,600.00		
Accountant.....	1 3,600.00	1 3,600.00	1 3,600.00		
Engineer.....	1 3,600.00	1 3,600.00	1 3,600.00		
Law clerk.....	1 3,300.00	1 3,300.00	1 3,300.00		
Auditors, \$3,000 to \$3,300.....	2 3,150.00	2 3,150.00	2 3,150.00		
Disbursing clerk.....	1 1,850.00	1 1,850.00	1 1,850.00		
Insurance manager.....	1 1,800.00	1 1,800.00	1 2,000.00		
Clerks, \$1,300 to \$1,800.....	6 1,516.66	6 1,516.66	7 1,500.00		
Labor.....	1 950.00	1 950.00	1 980.56		
01 Total number of employees.....	18	18	19		
Total salaries.....	48,700.00	48,700.00	50,310.56		
<i>Contingent Expenses, United States Housing Corporation—</i>					
Contingent expenses: For contingent and miscellaneous expenses of the offices at Washington, District of Columbia, including purchase of blank books, maps, stationery, file cases, towels, ice, brooms, soap, freight and express charges; telegraph and telephone service; and all other miscellaneous items and necessary expenses not included in the foregoing and necessary to collect moneys and loans due the corporation (<i>acts July 19, 1919, vol. 41, p. 222; Mar. 3, 1925, vol. 43, p. 1204</i>)				5,500.00	5,500.00
	Estimated expenditures, 1927 appropriation	Estimated expenditures, 1926 appropriation	Expended and obligated, 1925		
02 Supplies and materials.....	\$350.00	\$350.00	\$341.57		
Communication service:					
0500 Telegraph service.....	100.00	100.00	90.96		
0510 Telephone service.....	740.00	740.00	716.95		
05 Total communication service.....	840.00	840.00	807.91		
06 Travel expenses.....	2,500.00	2,500.00	2,394.78		
07 Transportation of things (service).....	10.00	10.00			
10 Furnishing of heat, light, power, water, and electricity (service).....	1,500.00	1,500.00	1,412.16		
13 Special and miscellaneous current expenses.....	150.00	150.00	138.58		
30 Equipment.....	150.00	150.00	133.50		
Total.....	5,500.00	5,500.00	5,228.50		
<i>Printing and Binding, United States Housing Corporation—</i>					
For all printing and binding for the United States Housing Corporation, including all its bureaus, offices, institutions, and services located in Washington, District of Columbia, and elsewhere (<i>acts Mar. 20, 1922, vol. 42, p. 436; Mar. 3, 1925, vol. 43, p. 1204</i>)				1,000.00	1,000.00
	Estimated expenditures, 1927 appropriation	Estimated expenditures, 1926 appropriation	Expended and obligated, 1925		
08 Printing and binding.....	\$1,000.00	\$1,000.00	\$1,061.76		

Estimates of appropriations required for the service of the fiscal year ending June 30, 1927—Continued

General object (title of appropriation), date of acts, references to Statutes at Large, or to Revised Statutes, and estimated amount required for each detailed object						Total amount to be appropriated under each head of appropriation	Amount appropriated for the fiscal year ending June 30, 1926
Collections, United States Housing Corporation—							
Collections: For the collection of money due from the sale of real and other property under the provision of the act approved July 19, 1919, the collection of rentals from unsold properties, including necessary office and travel expenses outside of the District of Columbia (acts June 5, 1920, vol. 41, p. 937; Mar. 3, 1925, vol. 43, p. 1204)						\$32,000.00	\$32,000.00
	Estimated expenditures, 1927 appropriation		Estimated expenditures, 1926 appropriation		Expended and obligated, 1925		
	No.	Rate	No.	Rate	No.	Rate	
Field service:							
Bremerton, Wash.	1	\$2,000	1	\$2,000	1	\$2,000	
Bridgeport, Conn. (including New London, Groton, and Waterbury, Conn., and Watervliet, N. Y.)	1	3,600	1	3,600	1	3,600	
Craddock, Va., \$1,800 to \$2,500	2	2,150	2	2,150	2	2,300	
Erie, Pa. (including Alliance and Niles, Ohio, Niagara Falls, and Ilion, N. Y., and Butler, Pa.) \$1,500 to \$2,100	2	1,800	2	1,800	2	1,800	
Hammond, Ind.	1	600	1	600	1	600	
Philadelphia, Pa. (including New Brunswick, Elizabeth, and Pompton Lakes, N. J.), \$1,400 to \$2,500	2	1,950	2	1,950	2	2,000	
Quincy, Mass. (including Newport, R. I., Lowell, Mass., and Portsmouth, N. H.)	1	3,075	1	3,075	1	3,075	
Rock Island, Ill. (including Davenport, Iowa, Moline and East Moline, Ill.), \$900 to \$3,000	2	1,950	2	1,950	2	1,950	
Vallejo, Calif.	1	3,075	1	3,075	1	3,080	
Watertown, N. Y.	1	600	1	600	1	600	
Janitors	3	60	3	60	2	60	
Total number of employees	17		17		16		
01 Total personal services		28,830.00		28,830.00		29,241.32	
Supplies and materials:							
0200 Stationery and office supplies		25.00		25.00		1.25	
0230 Fuel		75.00		75.00		28.65	
0280 Sundry supplies		50.00		50.00		15.15	
02 Total supplies and material		150.00		150.00		45.05	
05 Communication service (telephone)		750.00		750.00		724.51	
06 Travel expenses		200.00		200.00		107.42	
07 Transportation of things (service)		50.00		50.00		25.00	
10 Furnishing of heat, light, power, and water		70.00		70.00		40.14	
11 Rents		1,800.00		1,800.00		1,500.00	
13 Special and miscellaneous current expenses		100.00		100.00		94.56	
30 Equipment		50.00		50.00			
Total		32,000.00		32,000.00		31,778.00	
Operation of Projects, United States Housing Corporation—							
Washington, District of Columbia, Government hotel for Government workers: For maintenance, operation, and management of the hotel and restaurants therein, including purchase and replacement of equipment and personal services, [\$572,500] \$505,483, of which amount not to exceed [\$307,214] \$291,693 may be expended for personal services in the District of Columbia, in addition to any meals and lodging allowed employees: Provided, That no person shall be employed hereunder at a rate of compensation exceeding \$5,000 per annum, and only one person may be employed at that rate (acts July 8, 1918, vol. 40, p. 821; July 19, 1919, vol. 41, p. 222; Mar. 3, 1925, vol. 43, p. 1204)						505,483.00	572,500.00
	Estimated expenditures, 1927 appropriation		Estimated expenditures, 1926 appropriation		Expended and obligated, 1925		
	No.	Salary	No.	Salary	No.	Salary	
Salaries and wages:							
General manager	1	\$5,000	1	\$5,000	1	\$5,000	
Special disbursing agent	1	3,500	1	3,500	1	3,500	
Laundry superintendent	1	3,400	1	3,400	1	3,400	
Superintendent of food service	1	3,300	1	3,300	1	3,300	
Mechanical superintendent	1	3,000	1	3,000	1	3,500	
Paymaster-cost accountant	1	2,400	1	2,400	1	2,400	
Superintendent of halls	1	2,100	1	2,100	1	2,100	
Assistant mechanical superintendent	1	2,100	1	2,100	1	2,100	
Chef	1	2,100	1	2,100	1	2,100	
Assistant superintendent food service	1	1,920	1	1,920	1	1,920	
Clerks, \$420 to \$1,920	11	1,064	11	1,064	11	1,031	
Stock keeper	1	1,800	1	1,800	1	1,800	
Infirmary superintendent	1	1,800	1	1,800	1	1,800	
Refrigeration engineer	1	1,792	1	1,792	1	1,792	
Assistant foreman	1	1,720	1	1,720	1	1,720	
Electricians, \$1,648 to \$1,720	3	1,672	3	1,672	3	1,672	
Secretary to general manager	1	1,680	1	1,680	1	1,680	
Mechanics, plumbers, and steam fitters	4	1,648	4	1,648	4	1,648	
Painters, carpenters, and paper hangers, \$1,200 to \$1,648	6	1,573	6	1,573	6	1,573	
Night clerk	1	1,620	1	1,620	1	1,620	
Captain of the watch	1	1,500	1	1,500	1	1,500	
Bakers and helpers, \$642 to \$1,500	5	965	5	965	5	965	

Estimates of appropriations required for the service of the fiscal year ending June 30, 1927—Continued

General object (title of appropriation), date of acts, references to Statutes at Large, or to Revised Statutes, and estimated amount required for each detailed object						Total amount to be appropriated under each head of appropriation	Amount appropriated for the fiscal year ending June 30, 1926
<i>Operation of Projects, United States Housing Corporation—Continued.</i>							
	Estimated expenditures, 1927 appropriation		Estimated expenditures, 1926 appropriation		Expended and obligated, 1925		
	No.	Salary	No.	Salary	No.	Salary	
Salaries and wages—Continued.							
Cooks and helpers, \$642 to \$1,500.....	9	\$1,083	9	\$1,083	9	\$1,083	
Registrar.....	1	1,380	1	1,380	1	1,380	
Cashiers, \$1,020 to \$1,440.....	3	1,160	3	1,160	3	1,160	
Telephone operators, \$960 to \$1,320.....	6	1,120	6	1,120	6	1,100	
Firemen, coal passers, and laborers, \$1,080 to \$1,360.....	13	1,206	13	1,206	13	1,219	
Utility men, \$660 to \$1,260.....	3	1,060	3	1,060	3	1,040	
Truck driver.....	1	1,200	1	1,200	1	1,200	
Watchmen and fire-patrol men, \$1,080 to \$1,200.....	8	1,170	8	1,170	8	1,200	
Nurses, \$1,020 to \$1,200.....	3	1,100	3	1,100	3	1,100	
Receiving clerk and assistant superintendent of halls	2	1,200	2	1,200	2	1,200	
House managers.....	9	1,080	9	1,080	10	1,080	
House men, \$1,080 to \$1,200.....	10	1,176	10	1,176	11	1,167	
Mail clerks, \$720 to \$1,080.....	2	960	2	960	2	930	
Dishwashers, pot washers, and cleaners, \$720 to \$1,080.....	16	742	16	742	16	767	
Yardman.....	1	960	1	960	1	960	
Relief house manager.....	1	900	1	900	1	900	
Coffeeman.....	1	840	1	840	1	840	
Seamstress.....	1	840	1	840	2	680	
Head waitress and captains, \$600 to \$1,080.....	3	832	3	832	3	832	
Maids, \$540 to \$780.....	56	777	56	777	62	778	
Pantry girls.....	4	642	4	642	4	642	
Pantry boy.....	1	780	1	780	1	780	
Porter.....	1	990	1	990	1	990	
Laundry forewoman.....	1	654	1	654	1	654	
Utility girl.....	1	642	1	642	1	642	
Night watchwomen, \$420 to \$600.....	12	570	12	570	14	566	
Desk clerks, \$420 to \$660.....	26	563	26	563	28	566	
Truck helper.....	1	936	1	936	1	936	
Washman.....	1	1,560	1	1,560	1	1,560	
Porter.....	1	1,300	1	1,300	1	1,300	
Wringer men and upholsterers.....	3	1,040	3	1,040	3	1,040	
Marker and assorter.....	1	624	1	624	1	1,040	
Foremen, assistant clerks, and tumbler boys, \$780 to \$936.....					3	832	
Ironers, \$520 to \$728.....	5	655	5	655	5	655	
Flat workers, \$468 to \$780.....	12	585	12	585	12	585	
Carpet cleaner.....					1	624	
Waitresses, bus girls, and cleaners, 30 cents per hour.....	46	540	46	540	50	547	
Temporary painters and paper hangers, 3 months, at \$1.68.....	2	412	2	412	1	412	
Temporary nurse, 1 month, at \$1,200.....	1	100	1	100	1	85	
Temporary laborer, 6 months, at \$1,080.....	1	540	1	540	1	540	
Temporary maids, \$2.20 per day.....	9	120	9	120	9	120	
Temporary telephone girl, 4 months, at \$2.50 per day.....	1	140	1	140	1	140	
Ticket writers, 50 cents per hour.....	5	60	5	60	6	60	
Total number of employees.....	330		330		351		
01 Total salaries.....		291,693		291,693		291,904	
Supplies and materials:							
0201 Stationery and office supplies.....		600.00		600.00		572.31	
0210 Medical and hospital supplies.....		275.00		275.00		274.83	
0230 Fuel.....		29,000.00		29,000.00		25,100.86	
0234 Gas.....		2,100.00		2,100.00		2,048.55	
0236 Gasoline.....		300.00		300.00		256.89	
0246 Sewing supplies.....		200.00		200.00		143.04	
0260 Provisions.....		132,000.00		132,000.00		127,348.20	
0282 Mechanics, engineers, and electricians' supplies.....		750.00		750.00		742.80	
0284 Household supplies.....		16,500.00		16,500.00		14,334.62	
0293 Nonmetallic mineral products.....		100.00		100.00		64.00	
0294 Lumber and wood products.....		500.00		500.00		492.92	
0296 Paints and painters' materials.....		2,000.00		2,000.00		1,631.58	
02 Total supplies and materials.....		184,325.00		184,325.00		173,019.60	
Communication service:							
0500 Telegraph service.....		5.00		5.00		.25	
0510 Telephone service.....		5,000.00		5,000.00		5,271.41	
05 Total communication service.....		5,005.00		5,005.00		5,271.66	
06 Travel expenses.....		220.00		220.00		220.00	
07 Transportation of things (service).....		65.00		65.00		49.54	
10 Furnishing of light, power, and electricity (service).....		12,500.00		12,500.00		12,613.28	
12 Repairs and alterations.....		6,350.00		6,350.00		5,605.24	
13 Special and miscellaneous current expenses.....		300.00		300.00		480.00	
Equipment:							
3011 Chairs, beds, and other supports for the body.....		500.00		500.00		343.20	
3014 Furniture coverings, draperies, and window shades.....		250.00		250.00		183.00	
015 Kitchen and household utensils.....		2,000.00		2,000.00		1,662.13	
3016 Bedding, table linen, and covers.....		1,000.00		1,000.00		826.42	
3017 Office machines and devices.....		50.00		50.00		32.00	
3051 Heat, light, power, water, and refrigeration equipment.....		200.00		200.00		160.40	
3057 Cleaning equipment.....		1,000.00		1,000.00		1,301.11	
3059 Lawn and garden equipment.....		25.00		25.00		17.00	
30 Total equipment.....		5,025.00		5,025.00		4,525.26	
Reserve.....				67,017.00			
Total.....		505,483.00		572,500.00		493,689.15	

Estimates of appropriations required for the service of the fiscal year ending June 30, 1927—Continued

General object (title of appropriation), date of acts, references to Statutes at Large, or to Revised Statutes, and estimated amount required for each detailed object				Total amount to be appropriated under each head of appropriation	Amount appropriated for the fiscal year ending June 30, 1926
Ground Rent, United States Housing Corporation— For ground rent for squares 632, 681, and part of 680, in the District of Columbia, occupied by the Government hotels (<i>acts Apr. 2, 1924, vol. 43, p. 36; Mar. 3, 1925, vol. 43, p. 1204</i>)				\$74, 315. 00	\$74, 315. 00
	Estimated expenditures, 1927 appropriation	Estimated expenditures, 1926 appropriation	Expended and obligated, 1925		
1111 Ground rents.....	\$74, 315. 00	\$74, 315. 00	\$74, 314. 92		
Maintenance of Unsold Property, United States Housing Corporation— Maintenance unsold property: To maintain and repair houses, buildings, and improvements which are unsold (<i>acts Mar. 4, 1921, vol. 41, p. 1426; Mar. 3, 1925, vol. 43, p. 1204</i>)				1, 400. 00	2, 500. 00
	Estimated expenditures, 1927 appropriation	Estimated expenditures, 1926 appropriation	Expended and obligated, 1925		
Field service:					
01 Personal services.....	\$800. 00	\$1, 620. 00	\$1, 620. 00		
10 Furnishing of heat, light, and water.....	500. 00	580. 00	448. 44		
12 Repairs and alterations.....	200. 00	200. 00	56. 32		
13 Special and miscellaneous current expenses.....	100. 00	100. 00	26. 10		
Total.....	1, 400. 00	2, 500. 00	2, 150. 86		
Miscellaneous Expenses, Account of Property Sold, United States Housing Corporation— Miscellaneous expenses account of property sold: To pay taxes, special assessments, and other utility, municipal, State, and county charges or assessments unpaid by purchasers and which have been assessed against property in which the United States Housing Corporation has an interest, and to defray expenses incident to foreclosing mortgages, conducting sales under deeds of trust, or reacquiring title or possession of real property under default proceeding, including attorney fees, witness fees, court costs, charges, and other miscellaneous expenses [\$7,400] \$8,000 : <i>Provided</i> , That the United States Housing Corporation is hereby authorized to allow as an offset any equitable claim in any collection made against any State or any political subdivision thereof (<i>acts Mar. 4, 1921, vol. 41, p. 1426, sec. 1; Mar. 3, 1925, vol. 43, p. 1204</i>) No part of the appropriations heretofore made and available for expenditure by the United States Housing Corporation shall be expended for the purposes for which appropriations are made herein (<i>acts July 19, 1919, vol. 41, p. 222; Mar. 4, 1921, vol. 41, p. 1426; Mar. 3, 1925, vol. 43, p. 1204</i>).				6, 000. 00	7, 400. 00
	Estimated expenditures, 1927 appropriation	Estimated expenditures, 1926 appropriation	Expended and obligated, 1925		
3 Special and miscellaneous current expenses.....	\$6, 000. 00	\$7, 400. 00	\$7, 261. 85		
Total, United States Housing Corporation.....				674, 398. 00	743, 915. 00
INTERSTATE COMMERCE COMMISSION					
Interstate Commerce Commission— For eleven commissioners, at \$12,000 each; secretary, \$7,500; in all (<i>acts Feb. 4, 1887, vol. 24, p. 379, secs. 1-24; Feb. 28, 1920, vol. 41, p. 497, sec. 440; Mar. 3, 1925, vol. 43, p. 1204</i>)				139, 500. 00	139, 500. 00
	Estimated expenditures, 1927 appropriation	Estimated expenditures, 1926 appropriation	Expended and obligated, 1925		
Salaries (statutory):	No. Salary	No. Salary	No. Salary		
Commissioners.....	11 \$12, 000	11 \$12, 000	10½ \$12, 000		
Secretary.....	1 7, 500	1 7, 500	1 7, 500		
01 Total salaries.....	12 139, 500. 00	12 139, 500. 00	11½ 135, 166. 77		

Estimates of appropriations required for the service of the fiscal year ending June 30, 1927—Continued

General object (title of appropriation), date of acts, references to Statutes at Large, or to Revised Statutes, and estimated amount required for each detailed object	Total amount to be appropriated under each head of appropriation	Amount appropriated for the fiscal year ending June 30, 1926
Interstate Commerce Commission—Continued. For all other authorized expenditures necessary in the execution of laws to regulate commerce, including one chief counsel, one director of finance, and one director of traffic, at \$10,000 each per annum, [and] per diem in lieu of subsistence when allowed pursuant to section 13 of the sundry civil appropriation act approved August 1, 1914, and contract stenographic reporting services, [\$2,318,660] \$2,276,362, of which amount [\$100,000 shall be immediately available and] not [exceeding] to exceed [\$1,957,890] \$1,813,093 may be expended for personal services in the District of Columbia, exclusive of special counsel, for which the expenditure shall not exceed \$50,000; not exceeding \$3,000 for necessary books, reports, and periodicals; not exceeding \$100 in the open market for the purchase of office furniture similar in class or kind to that listed in the general supply schedule; and not exceeding \$75,000 for rent of buildings in the District of Columbia: <i>Provided</i> , That this appropriation shall not be available for rent of buildings in the District of Columbia if suitable space is provided by the Public Buildings Commission (acts Feb. 4, 1887, vol. 24, p. 379, secs. 1-24; Feb. 28, 1920, vol. 41, p. 456, ch. 91; Mar. 3, 1925, vol. 43, p. 1204)	\$2, 276, 362. 00	\$2, 318, 660. 00

	Estimated expenditures, 1927 appropriation	Estimated expenditures, 1926 appropriation	Expended and obligated, 1925
Departmental service:			
Salaries—			
Professional and scientific service—			
Grade 7, \$7,500 and over—			
Special attorneys.....	No. 2	Average— No. 2	Average— No. 2
Grade 6, \$6,000 to \$7,500; average, \$6,750—			
Chief attorney.....	1	7,500	1
Chief economic analyst.....	1	7,500	1
Grade 5, \$5,200 to \$6,000; average, \$5,600—			
Senior economic analyst.....	1	6,000	1
Senior engineer.....	1	6,000	1
Senior attorneys.....	14	5,563	12
Grade 4, \$3,800 to \$5,000; average, \$4,400—			
Economic analysts.....	2	4,600	2
Attorneys.....	57	4,198	52
Engineers.....	4	4,150	4
Grade 3, \$3,000 to \$3,600; average, \$3,300—			
Associate engineers.....	2	3,300	2
Associate attorneys.....	30	3,232	25
Associate economic analyst.....	1	3,000	1
Grade 2, \$2,400 to \$3,000; average, \$2,700—			
Assistant attorneys.....	14	2,903	14
Assistant librarian.....	1	2,400	1
Assistant engineers.....	5	2,400	5
Grade 1, \$1,860 to \$2,400; average, \$2,111.42—			
Junior attorneys.....	2	2,200	2
Junior librarian.....	1	1,860	1
Junior engineer.....	1	2,100	1
Subprofessional service—			
Grade 6, \$1,860 to \$2,400; average, \$2,111.42—			
Senior engineering draftsman.....	1	2,300	1
Senior engineering aid.....	1	2,100	1
Grade 5, \$1,680 to \$2,040; average, \$1,860—			
Engineering draftsman.....	1	2,040	1
Clerical, administrative, and fiscal service—			
Grade 14, \$7,500 and over—			
Special executive officer (director of bureau).....	1	10,000	1
Grade 13, \$6,000 to \$7,500; average, \$6,750—			
Executive officer (director of bureau).....	1	7,500	1
Grade 12, \$5,200 to \$6,000; average, \$5,600—			
Senior administrative officers (assistant director of bureau).....	7	5,657	6
Grade 11, \$3,800 to \$5,000; average, \$4,400—			
Administrative officer—			
Chief of section.....	1	4,600	1
Assistant to director.....	1	4,200	1
Assistant secretary.....	1	4,000	1
Assistant chief of section.....	1	4,000	1
Assistant chief accountants and auditors (examiner of accounts).....	4	3,850	4
Grade 10, \$3,300 to \$3,900; average, \$3,600—			
Junior administrative officer—			
Assistant to secretary.....	1	3,600	1
Assistant chiefs of section.....	3	3,600	3
Appointment clerk.....	1	3,300	1
Senior clerks.....	3	3,300	3
Senior accountant and auditor (examiner of accounts).....	1	3,300	1
Grade 9, \$3,000 to \$3,600; average, \$3,300—			
Senior administrative assistant—			
Express agent.....	1	3,600	1
Disbursing clerk.....	1	3,600	1
Chiefs of section.....	2	3,300	2
Assistant chief of section.....	1	3,300	1
Classification agent.....	1	3,000	1
Accountants and auditors (examiners of accounts).....	3	3,100	3
Grade 8, \$2,700 to \$3,300; average, \$3,000—			
Administrative assistants (assistant chief of section).....	3	3,033	3
Associate accountants and auditors (examiners of accounts).....	3	3,033	3

Estimates of appropriations required for the service of the fiscal year ending June 30, 1927—Continued

General object (title of appropriation), date of acts, references to Statutes at Large, or to Revised Statutes, and estimated amount required for each detailed object				Total amount to be appropriated under each head of appropriation	Amount appropriated for the fiscal year ending June 30, 1926
<i>Interstate Commerce Commission—Continued.</i>					
	Estimated expenditures, 1927 appropriation	Estimated expenditures, 1926 appropriation	Expended and obligated, 1925		
Departmental service—Continued.					
Salaries—Continued.					
Clerical, administrative, and fiscal service—Contd.					
Grade 7, \$2,400 to \$3,000; average, \$2,700—					
Junior administrative assistant—					
Private secretaries.....	11 \$2,891	11 \$2,891	10 1/2 \$2,977		
Assistant to secretary.....	1 2,700	1 2,700	1 2,700		
Chiefs of section.....	3 2,833	3 2,833	3 2,833		
Assistant chief of section.....	1 3,000	1 3,000	1 3,000		
Cashier.....	1 2,800	1 2,800	1 2,800		
Senior clerks.....	16 2,498	16 2,498	16 2,497		
Assistant accountants and auditors (examiners of accounts).....	18 2,678	18 2,678	18 2,678		
Senior transportation rate and traffic auditors.....	22 2,540	22 2,540	22 2,540		
Grade 6, \$2,100 to \$2,700; average, \$2,400—					
Principal clerks.....	17 2,548	17 2,548	17 2,557		
Transportation rate and traffic auditors.....	48 2,340	48 2,340	48 2,340		
Grade 5, \$1,860 to \$2,400; average, \$2,111.42—					
Senior clerks.....	58 2,128	58 2,128	57 2,130		
Senior clerk-stenographers.....	10 2,091	10 2,091	10 2,091		
Senior transportation rate and traffic clerks.....	36 2,048	36 2,048	36 2,048		
Grade 4, \$1,680 to \$2,040; average, \$1,860—					
Principal stenographers.....	5 1,860	5 1,860	5 1,860		
Clerk-stenographers.....	4 1,935	4 1,935	4 1,935		
Office draftsmen.....	1 1,860	1 1,860	1 1,860		
Clerks.....	52 1,825	52 1,825	52 1,825		
Grade 3, \$1,500 to \$1,860; average, \$1,680—					
Head typists.....	2 1,800	2 1,800	2 1,800		
Senior stenographers.....	30 1,746	30 1,746	30 1,746		
Assistant clerk-stenographers.....	21 1,665	21 1,665	21 1,665		
Assistant clerks.....	36 1,780	36 1,780	36 1,780		
Senior operator office devices.....	1 1,740	1 1,740	1 1,740		
Grade 2, \$1,320 to \$1,680; average, \$1,500—					
Junior clerks.....	35 1,514	35 1,514	35 1,514		
Junior stenographers.....	36 1,500	36 1,500	36 1,500		
Junior clerk-typists.....	22 1,478	22 1,478	22 1,478		
Senior typists.....	9 1,429	9 1,429	9 1,429		
Junior operator office devices.....	2 1,380	2 1,380	2 1,380		
Grade 1, \$1,140 to \$1,500; average, \$1,320—					
Underclerks.....	10 1,284	10 1,284	10 1,284		
Junior typists.....	3 1,240	3 1,240	3 1,240		
Underclerk-typists.....	9 1,433	9 1,433	9 1,433		
Under operators office devices.....	6 1,230	6 1,230	6 1,230		
Custodial service—					
Grade 7, \$1,680 to \$2,040; average, \$1,860—					
Senior mechanic.....	1 2,040	1 2,040	1 2,040		
Grade 6, \$1,500 to \$1,860; average, \$1,680—					
Mechanic.....	1 1,620	1 1,620	1 1,620		
Grade 4, \$1,140 to \$1,500; average, \$1,320—					
Assistant foreman of laborers.....	1 1,440	1 1,440	1 1,440		
Grade 3, \$900 to \$1,260; average, \$1,080—					
Minor mechanic.....	1 1,140	1 1,140	1 1,140		
Senior laborer.....	1 1,080	1 1,080	1 1,080		
Grade 2, \$780 to \$1,140; average, \$960—					
Junior laborers.....	4 960	4 960	4 960		
Assistant messengers.....	14 880	16 880	16 880		
Minor domestic attendant.....	1 900	1 900	1 900		
Grade 1, \$600 to \$780; average, \$690—					
Junior messengers.....	35 661	41 661	41 661		
Total number of employees.....	769	777	763		
Total salaries, departmental service.....	\$1,813,093.00	\$1,818,819.00	\$1,766,182.21		
The difference between 1927 and 1926 is due to decrease in force, \$5,726.					
Field service:					
Salaries and wages—					
Salary range, \$3,800 to \$5,000; average, \$4,400—					
Special agent.....	1 3,900	1 3,900	1 3,900		
Salary range, \$3,300 to \$3,900; average, \$3,600—					
Special agents.....	5 3,600	5 3,600	5 3,600		
Service agents.....	10 3,600	10 3,600	10 3,600		
Salary range, \$3,000 to \$3,600; average, \$3,300—					
Special agent.....	1 3,300	1 3,300	1 3,300		
Salary range, \$2,700 to \$3,300; average, \$3,000—					
Special agent.....	1 3,000	1 3,000	1 3,000		
Salary range, \$2,400 to \$3,000; average, \$2,700—					
Special agents.....	2 2,690	2 2,690	2 2,690		
Total average number of employees.....	20	20	20		
Total salaries and wages, field service.....	69,511.00	69,511.00	69,511.07		
0150 Special services.....	50,000.00	50,000.00	50		
01 Total personal services.....	1,932,604.00	1,938,330.00	1,835,693.78		
Supplies and materials:					
0200 Stationery and office supplies.....	30,000.00	38,293.00	27,956.67		
0280 Sundry supplies.....	992.00	993.00	894.16		
0290 Materials.....	124.00	124.00	23.92		
02 Total supplies and materials.....	31,116.00	39,410.00	28,877.75		

Estimates of appropriations required for the service of the fiscal year ending June 30, 1927—Continued

General object (title of appropriation), date of acts, references to Statutes at Large, or to Revised Statutes, and estimated amount required for each detailed object

Total amount to be appropriated under each head of appropriation

Amount appropriated for the fiscal year ending June 30, 1926

Interstate Commerce Commission—Continued.

	Estimated expenditures, 1927 appropriation	Estimated expenditures, 1926 appropriation	Expended and obligated, 1925
Communication service:			
0500 Telegraph service.....	\$1,220.00	\$1,220.00	\$1,194.05
0510 Telephone service.....	4,000.00	5,383.00	4,383.56
0520 Other communication service.....	60.00	60.00	9.91
05 Total communication service.....	5,280.00	6,663.00	5,587.52
Travel expenses:			
06 (except 0630 and 0640) Transportation of persons.....	40,000.00	42,250.00	32,149.77
0630 and 0640 Per diem and subsistence of persons.....	50,000.00	57,750.00	41,730.39
06 Total travel expenses.....	90,000.00	100,000.00	73,880.16
07 Transportation of things.....	226.00	226.00	56.04
Printing and binding:			
0821 Stenographic, typewriting and duplicating (job work).....	620.00	620.00	330.30
0822 Stenographic service (contract reporting).....	115,000.00	125,000.00	94,762.67
0830 Photographic and blue-print work.....	100.00	100.00	-----
08 Total printing and binding.....	115,720.00	125,720.00	95,092.97
Rents:			
1100 Rent of buildings.....	72,061.00	72,061.00	72,061.04
1110 Other rents.....	8,829.00	8,829.00	6,829.00
11 Total rents.....	80,890.00	80,890.00	78,890.04
12 Repairs and alterations.....	1,071.00	1,070.00	1,250.74
13 Special and miscellaneous current expenses.....	682.00	682.00	380.89
Equipment:			
3010 Furniture, furnishings, and fixtures.....	15,000.00	21,896.00	16,771.73
3020 Educational equipment (books and periodicals).....	3,000.00	3,000.00	2,992.49
3050 Other equipment.....	873.00	873.00	873.45
30 Total equipment.....	18,873.00	25,769.00	20,637.67
Total.....	2,276,362.00	2,318,660.00	2,140,347.56

To enable the Interstate Commerce Commission to enforce compliance with section 20 and other sections of the act to regulate commerce as amended by the act approved June 29, 1906, and as amended by the transportation act, 1920, including the employment of necessary special accounting agents or examiners, and including per diem in lieu of subsistence when allowed pursuant to section 13 of the sundry civil appropriation act approved August 1, 1914, [\$1,189,250] \$978,409.25, of which amount not to exceed [\$200,000] \$158,506 may be expended for personal services in the District of Columbia (*acts June 29, 1906, vol. 34, p. 593, sec. 20; Feb. 28, 1920, vol. 41, p. 456, ch. 91; Mar. 3, 1925, vol. 43, p. 1205*)-----

\$978, 409. 25

\$1, 189, 250. 00

	Estimated expenditures, 1927 appropriation	Estimated expenditures, 1926 appropriation	Expended and obligated, 1925
Departmental service:			
Salaries—			
Clerical, administrative, and fiscal service—			
Grade 13, \$6,000 to \$7,500; average, \$6,750—			
Executive accountant and auditor (director of bureau).....	Average— No. 1 Salary \$7,500.00	Average— No. 1 Salary \$7,500.00	Average— No. 1 Salary \$7,500.00
Grade 12, \$5,200 to \$6,000; average, \$5,600—			
Chief accountant and auditors—			
Assistant directors.....	3 5,733.00	3 5,733.00	2½ 5,888.00
Chief of section.....	1 6,000.00	1 6,000.00	1 6,000.00
Field supervisor of accounts.....	1 5,600.00	1 5,600.00	1 5,600.00
Grade 11, \$3,900 to \$5,000; average, \$4,400—			
Assistant chief accountants and auditors (examiners).....	12 4,400.00	13 4,200.00	6 4,670.00
Grade 10, \$3,300 to \$3,900; average, \$3,600—			
Senior accountants and auditors (examiners).....	9 3,600.00	9 3,567.00	4 3,900.00
Grade 9, \$3,000 to \$3,600; average, \$3,300—			
Accountants and auditors (examiners).....	2 3,000.00	6 3,200.00	4 3,264.00
Grade 8, \$2,700 to \$3,300; average, \$3,000—			
Associate accountants and auditors (examiners).....	4 2,750.00	1 2,700.00	-----
Grade 7, \$2,400 to \$3,000; average, \$2,700—			
Assistant accountants and auditors (examiners).....	2 2,500.00	-----	2 2,712.00
Grade 6, \$2,100 to \$2,700; average, \$2,400—			
Principal accounting and auditing assistant (examiner).....	-----	3 2,233.00	1 2,500.00
Grade 5, \$1,800 to \$2,400; average, \$2,111.42—			
Senior clerk.....	1 2,100.00	3 2,167.00	2 2,260.00
Senior clerk (stenographer).....	-----	1 1,800.00	1 2,100.00

Estimates of appropriations required for the service of the fiscal year ending June 30, 1927—Continued

General object (title of appropriation), date of acts, references to Statutes at Large, or to Revised Statutes, and estimated amount required for each detailed object				Total amount to be appropriated under each head of appropriation	Amount appropriated for the fiscal year ending June 30, 1926
<i>Interstate Commerce Commission—Continued.</i>					
Departmental service—Continued.					
Salaries—Continued.					
Clerical, administrative, and fiscal service—Con.					
Grade 4, \$1,680 to \$2,040; average, \$1,860—	Average—	Average—	Average—		
Principal stenographer	No. Salary	No. Salary	No. Salary		
Accounting and auditing assistant	1 \$1,980.00	1 \$1,980.00	1 \$1,980.00		
Grade 3, \$1,500 to \$1,860; average, \$1,680—					
Senior stenographers	5 1,680.00	4 1,680.00	4 1,725.00		
Assistant clerk		1 1,740.00	1 1,740.00		
Grade 2, \$1,320 to \$1,680; average, \$1,500—					
Senior typists		4 1,410.00	3 1,479.00		
Grade 1, \$1,140 to \$1,500; average, \$1,320—					
Junior typist		1 1,440.00	1 1,440.00		
Custodial service—					
Grade 1, \$600 to \$780; average, \$690—					
Junior messenger	1 690.00	1 690.00	1 656.00		
Total number of employees	44	54	37		
Total salaries, departmental service	158,506.00	178,170.00	119,982.93		
The difference between 1927 and 1926 is due to a decrease in force and certain shifts in personnel, \$19,664.					
Field service:					
Salaries and wages—					
Salary range, \$3,900 to \$5,000; average, \$4,400—					
Assistant chief accountants and auditors	7 5,000.00	17 4,294.00	7 5,000.00		
Salary range, \$3,300 to \$3,900; average, \$3,600—					
Senior accountants and auditors	53 3,470.00	24 3,587.00	14 3,681.00		
Salary range, \$3,000 to \$3,600; average, \$3,300—					
Accountants and auditors	37 3,000.00	30 3,165.00	9 3,327.00		
Salary range, \$2,700 to \$3,300; average, \$3,000—					
Associate accountants and auditors	42 2,738.00	65 2,797.00	15 3,000.00		
Salary range, \$2,400 to \$3,000; average, \$2,700—					
Assistant accountants and auditors	28 2,457.00	54 2,431.00	31 2,684.00		
Salary range, \$2,100 to \$2,700; average, \$2,400—					
Principal accounting and auditing assistants	10 2,100.00	33 2,135.00	13 2,432.00		
Salary range, \$1,860 to \$2,400; average, \$2,111.42—					
Senior accounting and auditing assistants	24 2,026.00	5 1,968.00	6 2,100.00		
Salary range, \$1,680 to \$2,040; average, \$1,860—					
Principal stenographers	5 1,740.00	14 1,744.00	7 1,980.00		
Salary range, \$1,500 to \$1,860; average, \$1,680—					
Senior stenographers		4 1,590.00	5 1,632.00		
Total average number of employees	206	246	107		
Total salaries and wages, field service	592,028.00	677,720.00	308,911.59		
The difference between 1927 and 1926 is due to a decrease in force and certain shifts in personnel.					
01 Total personal services	750,534.00	855,890.00	428,894.52		
Supplies and materials:					
0200 Stationery and office supplies	3,000.00	4,928.27	1,843.53		
0280 Sundry supplies	70.75	71.73	22.94		
02 Total supplies and materials	3,070.75	5,000.00	1,866.47		
Communication service:					
0600 Telegraph service	1,344.00	1,210.04	566.74		
0610 Telephone service	2,000.00	3,294.11	1,249.79		
0620 Other communication service	130.50	495.85	228.50		
06 Total communication service	3,474.50	5,000.00	2,045.03		
Travel expenses:					
06 (except 0630 and 0640) Transportation of persons	60,000.00	70,276.00	21,614.10		
0630 and 0640 Per diem and subsistence of persons	140,000.00	231,124.00	71,002.00		
06 Total travel expenses	200,000.00	301,400.00	92,616.10		
07 Transportation of things	2,610.00	3,000.00	577.98		
10 Light, power, water, and electricity	170.00	300.00	80.67		
Rents:					
1100 Rent of buildings	14,900.00	15,000.00	16,077.46		
1110 Other rents	100.00	10.00	2.50		
11 Total rents	15,000.00	15,010.00	16,079.96		
12 Repairs and alterations	235.00	300.00	43.35		
13 Special and miscellaneous current expenses	315.00	350.00	176.71		
Equipment:					
3010 Furniture, furnishings, and fixtures	2,010.00	2,000.00	4,511.23		
3020 Educational equipment (books and periodicals)	810.00	126.00	126.00		
3060 Other equipment	180.00	874.00	2,019.45		
30 Total equipment	3,000.00	3,000.00	6,656.68		
Total	978,409.25	1,189,250.00	549,037.47		

Estimates of appropriations required for the service of the fiscal year ending June 30, 1927—Continued

General object (title of appropriation), date of acts, references to Statutes at Large, or to Revised Statutes, and estimated amount required for each detailed object	Total amount to be appropriated under each head of appropriation	Amount appropriated for the fiscal year ending June 30, 1926
Interstate Commerce Commission—Continued.		
To enable the Interstate Commerce Commission to keep informed regarding and to enforce compliance with acts to promote the safety of employees and travelers upon railroads; the act requiring common carriers to make reports of accidents and authorizing investigations thereof; and to enable the Interstate Commerce Commission to investigate and test block-signal and train-control systems and appliances intended to promote the safety of railway operation, as authorized by the joint resolution approved June 30, 1906, and the provision of the sundry civil act approved May 27, 1908, including the employment of a chief inspector at \$6,000 per annum, and two assistant chief inspectors at \$5,000 each per annum, and such other inspectors as may be necessary, and for per diem in lieu of subsistence when allowed pursuant to section 13 of the sundry civil appropriation act approved August 1, 1914, [\$650,000] \$602,630 , of which amount not to exceed [\$200,000] \$169,350 may be expended for personal services in the District of Columbia (acts Mar. 4, 1893, vol. 27, p. 531, secs. 1-8; June 30, 1906, vol. 34, p. 838; Oct. 22, 1913, vol. 38, p. 212; Feb. 28, 1920, vol. 41, p. 456, ch. 91; Mar. 3, 1925, vol. 43, p. 1205) -----		
	\$602, 630. 00	\$650, 000. 00

66010-25†—5

Estimates of appropriations required for the service of the fiscal year ending June 30, 1927—Continued

General object (title of appropriation), date of acts, references to Statutes at Large, or to Revised Statutes, and estimated amount required for each detailed object				Total amount to be appropriated under each head of appropriation	Amount appropriated for the fiscal year ending June 30, 1926
<i>Interstate Commerce Commission—Continued.</i>					
	Estimated expenditures, 1927 appropriation	Estimated expenditures, 1926 appropriation	Expended and obligated, 1925		
Printing and binding, etc.:					
0821 Stenographic, typewriting and duplicating (job work).....	\$600.00	\$1,100.00	\$403.62		
0803 Photographing and blue-print work.....	300.00	300.00	79.56		
08 Total, printing and binding, etc.....	900.00	1,400.00	483.18		
12 Repairs and alterations.....	300.00	300.00	136.15		
13 Special miscellaneous and current expenses.....	150.00	150.00	22.88		
Equipment:					
3010 Furniture, furnishings, and fixtures.....	1,350.00	1,350.00	2,053.95		
3050 Other equipment.....	350.00	350.00	647.34		
30 Total equipment.....	1,700.00	1,700.00	2,701.29		
Reserve.....		30,220.00			
Total.....	602,630.00	650,000.00	398,913.40		

For all authorized expenditures under the provisions of the act of February 17, 1911, "To promote the safety of employees and travelers upon railroads by compelling common carriers engaged in interstate commerce to equip their locomotives with safe and suitable boilers and appurtenances thereto," as amended by the act of March 4, 1915, extending "the same powers and duties with respect to all parts and appurtenances of the locomotive and tender," and amendment of June 7, 1924, providing for the appointment from time to time by the Interstate Commerce Commission of not more than fifteen inspectors in addition to the number authorized in the first paragraph of section 4 of the act of 1911, including such legal, technical, stenographic, and clerical help as the business of the offices of the chief inspector and his two assistants may require, and for per diem in lieu of subsistence when allowed pursuant to section 13 of the sundry civil appropriation act approved August 1, 1914 **[\$450,000]**, \$458,448, of which amount not to exceed **[\$65,820]** \$65,740 may be expended for personal services in the District of Columbia (acts Feb. 17, 1911, vol. 36, p. 913, secs. 1-10; Mar. 4, 1915, vol. 38, p. 1192, secs. 1-4; June 7, 1924, vol. 43, pp. 659-660; Mar. 3, 1925, vol. 43, p. 1205).....

\$458,448.00

\$450,000.00

	Estimated expenditures, 1927 appropriation	Estimated expenditures, 1926 appropriation	Expended and obligated, 1925
Departmental service:			
Salaries—			
Professional and scientific service—			
Grade 4, \$3,800 to \$5,000; average, \$4,400—	Average—	Average—	Average—
Attorney.....	No. Salary	No. Salary	No. Salary
Engineer.....	1 \$4,400	1 \$3,900	1 \$4,000
Grade 3, \$3,000 to \$3,600; average, \$3,300—	1 3,300	1 3,300	1 3,300
Associate engineer.....			
Subprofessional service—			
Grade 6, \$1,860 to \$2,400; average, \$2,111.42—			
Senior engineering aid.....	1 2,300	1 2,300	1 2,300
Clerical, administrative, and fiscal service—			
Grade 12, \$5,200 to \$6,000; average, \$5,600—			
Senior administrative officer (chief inspector).....	1 6,000	1 6,000	1 6,000
Grade 11, \$3,800 to \$5,000; average, \$4,400—			
Administrative officers (asst. chief inspectors).....	2 5,000	2 5,000	2 5,000
Grade 7, \$2,400 to \$3,000; average, \$2,700—			
Junior administrative assistant (chief clerk).....	1 3,000	1 3,000	1 3,800
Grade 5, \$1,860 to \$2,400; average, \$2,111.42—			
Senior clerks.....	2 2,350	2 2,350	2 2,350
Grade 4, \$1,680 to \$2,040; average, \$1,860—			
Clerk.....	1 1,980	1 1,980	1 1,980
Grade 3, \$1,500 to \$1,860; average, \$1,680—			
Assistant clerks.....	2 1,710	2 1,710	2 1,710
Senior stenographer.....	1 1,740	1 1,740	1 1,740
Grade 2, \$1,320 to \$1,680; average, \$1,500—			
Junior clerks.....	8 1,550	8 1,550	7 1,532
Grade 1, \$1,140 to \$1,500; average, \$1,320—			
Underclerks.....	3 1,460	3 1,460	3 1,460
Junior typist.....	1 1,260	1 1,260	1 1,260
Custodial service—			
Grade 2, \$780 to \$1,140; average \$960—			
Assistant messenger.....	1 1,020	1 1,020	1 900
Grade 1, \$600 to \$780; average, \$690—			
Junior messengers.....	2 720	2 720	2 720
Total number of employees.....	29	29	27
Total salaries, departmental service.....	65,740.00	64,620.00	59,121.62
The difference between 1927 and 1926 is due to increase in salaries, \$1,120.			

Estimates of appropriations required for the service of the fiscal year ending June 30, 1927—Continued

General object (title of appropriation), date of acts, references to Statutes at Large, or to Revised Statutes, and estimated amount required for each detailed object				Total amount to be appropriated under each head of appropriation	Amount appropriated for the fiscal year ending June 30, 1926
<i>Interstate Commerce Commission—Continued.</i>					
	Estimated expenditures, 1927 appropriation	Estimated expenditures, 1926 appropriation	Expended and obligated, 1925		
Field service:					
Salaries and wages—	<i>Average—</i>	<i>Average—</i>	<i>Average—</i>		
District inspectors (statutory, \$3,600).....	No. Salary 65 \$234,000.00	No. Salary 65 \$232,800.00	No. Salary 54 \$191,570.00		
Total average number of employees.....	65	65	54		
Total salaries and wages, field service.....	234,000.00	232,800.00	191,570.00		
Total salaries.....	299,740.00	298,620.00	250,691.62		
0140 Allowance.....	39,000.00	32,000.00	24,299.49		
01 Total personal services.....	338,740.00	330,620.00	274,991.11		
Supplies and materials:					
0200 Stationery and office supplies.....	500.00	716.00	759.08		
0280 Sundry supplies.....	225.00	225.00	228.40		
02 Total supplies and materials.....	725.00	941.00	987.48		
Communication service:					
0500 Telegraph service.....	500.00	325.00	293.99		
0510 Telephone service.....	50.00	15.00	11.35		
0520 Other communication service.....	5.00				
05 Total communication service.....	555.00	340.00	305.34		
Travel expenses:					
06 (Except 0630 and 0640) Transportation of persons.....	46,184.00	46,050.00	29,411.09		
0630 and 0640 Per diem and subsistence of persons.....	70,816.00	71,142.00	46,940.22		
06 Total travel expenses.....	117,000.00	117,192.00	76,351.31		
07 Transportation of things.....	5.00	5.00	23.41		
Printing and binding:					
0821 Stenographic typewriting and duplicating (job work).....	100.00	15.00	17.00		
0830 Photographic and blue-print work.....	250.00	150.00	132.08		
08 Total printing and binding.....	350.00	165.00	149.08		
12 Repairs and alterations.....	25.00	25.00	36.50		
13 Special and miscellaneous current expenses.....	10.00	10.00	10.00		
Equipment:					
3010 Furniture, furnishings, and fixtures.....	500.00	482.00	558.64		
3050 Other equipment.....	538.00	220.00	250.63		
30 Total equipment.....	1,038.00	702.00	809.27		
Total.....	458,448.00	450,000.00	353,683.50		
Valuation of property of carriers: To enable the Interstate Commerce Commission to carry out the objects of the act entitled "An act to amend an act entitled 'An act to regulate commerce,' approved February 4, 1887, and all acts amendatory thereof," by providing for a valuation of the several classes of property of carriers subject thereto and securing information concerning their stocks, bonds, and other securities, approved March 1, 1913, including one director of valuation, one supervisor of land appraisals, one supervising engineer, and one supervisor of accounts, at \$9,000 each per annum, and per diem in lieu of subsistence when allowed pursuant to section 13 of the sundry civil appropriation act approved August 1, 1914, [\$1,946,552, of which sum \$200,000 shall be immediately available] \$1,427,960: <i>Provided, That any unexpended balance of the appropriation of \$1,946,552, made by the act approved March 3, 1925, for the valuation of property carriers for the fiscal year ending June 30, 1926, shall remain available for expenditure until June 30, 1927: Provided further, That this appropriation shall not be available for rent of buildings in the District of Columbia if suitable space is provided by the Public Buildings Commission (acts Mar. 1, 1913, vol. 37, p. 701, sec. 1; June 7, 1922, vol. 41, p. 624; Mar. 3, 1925, vol. 43, p. 1205)</i>				\$1,427,960.00	\$1,946,552.00
Departmental service:					
Salaries—					
Professional and scientific service—	<i>Average—</i>	<i>Average—</i>	<i>Average—</i>		
Grade 7, \$7,500 and over—	No. Salary 2 \$9,000.00	No. Salary 2 \$9,000.00	No. Salary 2 \$9,000.00		
Special scientists.....					
Grade 6, \$6,000 to \$7,500; average, \$6,750—	5 6,750.00	4 6,750.00	2 6,927.00		
Chief attorneys.....					
Grade 5, \$5,200 to \$6,000; average, \$5,600—	10 5,600.00	10 5,600.00	8 5,300.00		
Senior engineers.....					
Senior attorneys.....	29 5,600.00	27 5,600.00	2 5,400.00		

Estimates of appropriations required for the service of the fiscal year ending June 30, 1927—Continued

General object (title of appropriation), date of acts, references to Statutes at Large, or to Revised Statutes, and estimated amount required for each detailed object	Total amount to be appropriated under each head of appropriation			Amount appropriated for the fiscal year ending June 30, 1926
<i>Interstate Commerce Commission—Continued.</i>				
	Estimated expenditures, 1927 appropriation	Estimated expenditures, 1926 appropriation	Expended and obligated, 1925	
Departmental service—Continued.				
Salaries—Continued.				
Professional and scientific service—Continued.				
Grade 4, \$3,800 to \$5,000; average, \$4,400—	Average— No. Salary	Average— No. Salary	Average— No. Salary	
Engineers.....	31 \$4,400.00	29 \$4,400.00	10 \$3,970.00	
Attorneys.....	30 4,400.00	29 4,400.00	6 3,900.00	
Grade 3, \$3,000 to \$3,600; average, \$3,300—				
Associate engineers.....	31 3,300.00	53 3,300.00	37 3,024.00	
Associate attorneys.....	14 3,300.00	13 3,300.00	4 3,000.00	
Grade 2, \$2,400 to \$3,000; average, \$2,700—				
Assistant engineers.....	23 2,700.00	62 2,700.00	59 2,537.00	
Assistant attorneys.....	6 2,700.00	5 2,700.00		
Grade 1, \$1,860 to \$2,400; average, \$2,111.42—				
Junior engineers.....	4 2,111.42	11 2,111.42	5 2,080.00	
Junior attorneys.....	8 2,111.42	8 2,111.42		
Subprofessional service—				
Grade 8, \$2,400 to \$3,000; average, \$2,700—				
Chief engineering aids.....	7 2,700.00	3 2,700.00	1 2,600.00	
Grade 7, \$2,100 to \$2,700; average, \$2,400—				
Principal engineering draftsman.....		1 2,400.00	2 2,437.00	
Grade 6, \$1,860 to \$2,400; average, \$2,111.42—				
Senior engineering aids.....	12 2,111.42	15 2,111.42	20 2,193.00	
Grade 5, \$1,680 to \$2,040; average, \$1,860—				
Engineering aids.....	3 1,860.00	6 1,860.00	4 1,892.00	
Engineering draftsman.....	1 1,860.00	1 1,860.00	1 1,740.00	
Grade 4, \$1,500 to \$1,860; average, \$1,680—				
Assistant engineering draftsman.....			1 1,620.00	
Clerical, administrative, and fiscal service—				
Grade 14, \$7,500 and over—				
Special executive officer (acting director).....	1 9,000.00	1 9,000.00	1 9,000.00	
Special executive officer (supervisor of accounts).....	1 9,000.00	1 9,000.00	1 9,000.00	
Grade 12, \$5,200 to \$6,000; average, \$5,600—				
Chief accountants and auditors (assistant supervisors of accounts).....	6 5,600.00	5 5,600.00	2 5,600.00	
Grade 11, \$3,800 to \$5,000; average, \$4,400—				
Assistant chief accountant and auditor (accountants).....	1 4,400.00	6 4,400.00	5 4,680.00	
Administrative officer (valuation analysts).....	4 4,400.00	4 4,400.00	4 4,200.00	
Grade 10, \$3,300 to \$3,900; average, \$3,600—				
Junior administrative officer (senior clerk).....	1 3,600.00			
Grade 9, \$3,000 to \$3,600; average, \$3,300—				
Accountants and auditors (accountants).....	4 3,300.00	13 3,300.00	16 3,333.00	
Senior administrative assistants (valuation analysts).....	3 3,300.00	3 3,300.00	1 3,333.00	
Grade 8, \$2,700 to \$3,300; average, \$3,000—				
Associate accountants and auditors (accountants).....		6 3,000.00	1 2,700.00	
Grade 7, \$2,400 to \$3,000; average, \$2,700—				
Assistant accountants and auditors (accountants).....	7 2,700.00	14 2,700.00	19 2,758.00	
Junior administrative assistants (senior clerks).....	2 2,700.00	2 2,700.00	2 2,550.00	
Grade 6, \$2,100 to \$2,700; average, \$2,400—				
Principal accounting and auditing assistants (accountants).....		6 2,400.00	1 2,100.00	
Grade 5, \$1,860 to \$2,100; average, \$2,111.42—				
Senior accounting and auditing assistants (accountants).....	3 2,111.42	5 2,111.42	3 2,400.00	
Senior clerks.....	7 2,111.42	7 2,111.42	4 2,165.00	
Grade 4, \$1,680 to \$2,040; average, \$1,860—				
Head operator, office devices.....			1 2,040.00	
Clerk-stenographers.....	13 1,860.00	9 1,860.00	1 2,040.00	
Clerks.....	7 1,860.00	6 1,860.00	7 1,963.00	
Grade 3, \$1,500 to \$1,860; average, \$1,680—				
Head typist.....			1 1,860.00	
Assistant clerks.....	7 1,680.00	9 1,680.00	10 1,665.00	
Assistant clerk-stenographers.....	10 1,680.00	13 1,680.00	5 1,610.00	
Senior stenographers.....	6 1,680.00	8 1,680.00	3 1,680.00	
Senior operators, office devices.....	10 1,680.00	13 1,680.00	16 1,630.00	
Grade 2, \$1,320 to \$1,680; average, \$1,500—				
Junior stenographers.....	6 1,500.00	12 1,500.00	5 1,560.00	
Junior clerk-stenographers.....	5 1,500.00	10 1,500.00	3 1,500.00	
Junior operators, office devices.....	2 1,500.00	7 1,500.00	3 1,500.00	
Junior clerks.....	5 1,500.00	10 1,500.00	3 1,440.00	
Senior typists.....	17 1,500.00	25 1,500.00	25 1,495.00	
Grade 1, \$1,140 to \$1,500; average, \$1,320—				
Junior typists.....	8 1,320.00	13 1,320.00	6 1,350.00	
Under clerk.....	1 1,320.00	3 1,320.00	1 1,140.00	
Under operators, office devices.....	2 1,320.00	5 1,320.00	3 1,260.00	
Custodial service—				
Grade 6, \$1,600 to \$1,860; average, \$1,680—				
Mechanic.....	1 1,680.00	1 1,680.00	1 1,620.00	
Grade 2, \$780 to \$1,140; average, \$960—				
Junior laborers.....	2 1,020.00	2 1,020.00	2 960.00	
Assistant messengers.....	4 1,020.00	4 1,020.00	1 900.00	
Grade 1, \$600 to \$780; average, \$690—				
Junior messengers.....	11 690.00	11 690.00	8 607.00	
Total number of employees.....	373	513	329	
Total salaries, departmental service.....	1,163,128.28	1,484,395.32	847,754.60	
The difference between 1927 and 1926 is due to—				
Decrease in force.....	\$384,117.04			
Increase in average number of employees in certain grades.....	62,850.00			
Net decrease.....	321,267.04			

Estimates of appropriations required for the service of the fiscal year ending June 30, 1927—Continued

General object (title of appropriation), date of acts, references to Statutes at Large, or to Revised Statutes, and estimated amount required for each detailed object				Total amount to be appropriated under each head of appropriation	Amount appropriated for the fiscal year ending June 30, 1926
<i>Interstate Commerce Commission—Continued.</i>					
	Estimated expenditures, 1927 appropriation	Estimated expenditures, 1926 appropriation	Expended and obligated, 1925		
Field service:					
Salaries and wages—					
Salary range, \$3,800 to \$5,000; average, \$4,400—					
Attorney—	Average—	Average—	Average—		
	No. Salary	No. Salary	No. Salary		
Salary range, \$3,300 to \$3,900; average, \$3,600—					
Accountant—					
Engineer—					
Land appraisers—					
Salary range, \$3,000 to \$3,600; average, \$3,300—					
Accountant—					
Engineer—					
Land appraisers—					
Salary range, \$2,700 to \$3,300; average, \$3,000—					
Accountant—					
Engineer—					
Land appraisers—					
Salary range, \$2,400 to \$3,000; average, \$2,700—					
Accountants—					
Engineers—					
Land appraisers—					
Salary range, \$2,100 to \$2,700; average, \$2,400—					
Accountants—					
Engineers—					
Land appraisers—					
Salary range, \$1,680 to \$2,040; average, \$1,860—					
Clerk—					
Salary range, \$1,320 to \$1,680; average, \$1,500—					
Clerk—					
Salary range, \$1,140 to \$1,500; average, \$1,320—					
Clerk—					
Total average number of employees—	51	52	32 1/2		
Total salaries and wages, field service—	146,100.00	227,928.52	81,204.28		
The difference between 1927 and 1926 is due to a decrease in force, \$81,828.52. The apparent increase in some positions is due to a contemplated shifting of personnel rather than increases in salaries.					
0150 Special services—	1,392.00	1,350.00	110.93		
01 Total personal services—	1,310,620.28	1,713,673.84	929,129.71		
Supplies and materials:					
0200 Stationery and office supplies—	12,500.00	12,000.00	14,071.24		
0240 Sundry supplies—	850.00	500.00	359.77		
0290 Materials—	120.00	200.00	114.74		
02 Total supplies and materials—	12,970.00	12,700.00	14,545.75		
Communication service:					
0500 Telegraph service—	400.00	600.00	432.61		
0510 Telephone service—	750.00	750.00	748.49		
0520 Other communication service—	5.00	10.00	3.60		
05 Total communication service—	1,155.00	1,360.00	1,184.70		
Travel expenses:					
06 (except 0630 and 0640). Transportation of persons—	22,100.00	33,537.79	22,099.00		
0630 and 0640 Per diem and subsistence of persons—	64,572.72	98,613.37	66,993.15		
06 Total travel expenses—	86,672.72	132,151.16	89,092.15		
07 Transportation of things—	250.00	300.00	300.33		
Printing and binding:					
0821 Stenographic, typewriting, and duplicating (job work)—	200.00	200.00	164.50		
0822 Stenographic services (contract reporting)—	5,667.00	5,667.00	2,556.80		
0830 Photographic and blue-print work—	25.00	25.00	27.96		
08 Total printing and binding—	5,892.00	5,892.00	2,749.36		
09 Light, power, water, and electricity—	50.00	75.00	51.68		
Rents:					
1100 Rent of buildings—	2,700.00	2,700.00	1,450.00		
1110 Other rents—	2,100.00	2,100.00	2,100.00		
11 Total rents—	4,800.00	4,800.00	3,550.00		
12 Repairs and alterations—	100.00	1,500.00	252.04		
13 Special and miscellaneous current expenses—	250.00	500.00	679.26		
Equipment:					
3010 Furniture, furnishings, and fixtures—	5,000.00	8,000.00	22,377.62		
3050 Other equipment—	200.00	600.00	426.54		
30 Total equipment—	5,200.00	8,600.00	22,804.16		
Reserve—		65,000.00			
Total—	1,427,960.00	1,946,552.00	1,064,336.14		

Estimates of appropriations required for the service of the fiscal year ending June 30, 1927—Continued

General object (title of appropriation), date of acts, references to Statutes at Large, or to Revised Statutes, and estimated amount required for each detailed object				Total amount to be appropriated under each head of appropriation	Amount appropriated for the fiscal year ending June 30, 1926
Printing and Binding, Interstate Commerce Commission— For all printing and binding for the Interstate Commerce Commission, including not to exceed \$10,000 to print and to furnish to the States at cost report-form blanks (acts Mar. 20, 1922, vol. 42, p. 436, sec. 1; Mar. 3, 1925, vol. 43, p. 1205)				\$150,000.00	\$160,000.00
	Estimated expenditures, 1927 appropriation	Estimated expenditures, 1926 appropriation	Expended and obligated, 1925		
02011 Printed forms and letterheads.....	\$14,000.00	\$15,000.00	\$13,659.54		
0800 Printing and binding.....	136,000.00	145,000.00	131,330.46		
Total.....	150,000.00	160,000.00	144,990.00		
Total, Interstate Commerce Commission.....				6,033,309.25	6,853,962.00
NATIONAL ADVISORY COMMITTEE FOR AERONAUTICS					
Advisory Committee for Aeronautics— For scientific research, technical investigations, and special reports in the field of aeronautics, including the necessary laboratory and technical assistants; traveling expenses of members and employees; office supplies and other miscellaneous expenses, including technical periodicals and books of reference; equipment, maintenance, and operation of a research laboratory, known as the Langley Memorial Aeronautical Laboratory; maintenance, and operation, [and exchange of one] of motor-propelled passenger-carrying [vehicle] vehicles and exchange of one; personal services in the field and in the District of Columbia; in all [\$522,000] \$500,000, of which amount not to exceed [\$52,680] \$56,940 may be expended for personal services in the District of Columbia: <i>Provided, [That of the amount appropriated herein \$40,000 shall be available only for the construction of an additional laboratory building in connection with the research laboratory at Langley Field, Virginia] That hereafter section 3709 of the Revised Statutes of the United States shall not be construed to apply to any purchase or service rendered for the National Advisory Committee for Aeronautics when the aggregate amount involved does not exceed the sum of \$50 (acts Mar. 3, 1915, vol. 38, p. 930; Mar. 3, 1925, vol. 43, p. 1206)</i>				500,000.00	522,000.00
	Estimated expenditures, 1927 appropriation	Estimated expenditures, 1926 appropriation	Expended and obligated, 1925		
Departmental service:					
Salaries—					
Professional service—	Average—	Average—	Average—		
Grade 6, \$6,000 to \$7,500; average, \$6,750—	No. Salary	No. Salary	No. Salary		
Director of Aeronautical Research.....	1 \$7,000	1 \$7,000	1 \$7,000		
Grade 4, \$3,800 to \$5,000; average, \$4,400—					
Technical assistant.....	1 4,400	1 4,400	1 3,800		
Subprofessional service—					
Grade 6, \$1,860 to \$2,400; average, \$2,130—					
Copyist draftsman in charge.....	1 2,400	1 2,400	1 2,400		
Grade 5, \$1,680 to \$2,040; average, \$1,860—					
Index and catalogue clerk.....	1 1,860	1 1,800	1 1,800		
Grade 4, \$1,500 to \$1,860; average, \$1,680—					
Copyist mechanical draftsman.....	3 1,680	3 1,680	3 1,680		
Clerical, administrative, and fiscal service—					
Grade 11, \$3,800 to \$5,000; average, \$4,400—					
Assistant secretary.....	1 5,000	1 5,000	1 5,000		
Grade 7, \$2,400 to \$3,000; average, \$2,700—					
Assistant purchasing agent.....	1 3,000	1 3,000	1 3,000		
Grade 6, \$2,100 to \$2,700; average, \$2,400—					
Translator.....	1 2,500	1 2,500	1 2,500		
Grade 5, \$1,860 to \$2,400; average, \$2,130—					
Auditor.....	1 2,400	1 2,400	1 2,400		
Intelligence clerk.....	1 2,400	1 2,400	1 2,400		
Grade 4, \$1,680 to \$2,040; average, \$1,860—					
Stenographers.....	3 1,860	3 1,860	2 1,860		
Assistant printing clerk.....	1 1,860	1 1,860	1 1,860		
Grade 3, \$1,500 to \$1,860; average, \$1,680—					
Stenographers.....	4 1,680	3 1,680	3 1,680		
Grade 2, \$1,320 to \$1,680; average, \$1,500—					
Clerks.....	3 1,500	3 1,500	3 1,500		
Grade 1, \$1,140 to \$1,500; average, \$1,320—					
Skilled laborer.....	1 1,320	1 1,320	1 1,320		
Custodial service—					
Grade 2, \$780 to \$1,140; average, \$960—					
Messenger boy.....	1 960	1 900	1 900		
Total number of employees.....	25	23 1/2	23		
Total salaries, departmental service.....	56,940	52,680	52,680		
The difference between 1927 and 1926 is due to—					
Increase in force.....	\$4,140				
Increase in salaries.....	120				
Total increase.....	4,260				

Estimates of appropriations required for the service of the fiscal year ending June 30, 1927—Continued

General object (title of appropriation), date of acts, references to Statutes at Large, or to Revised Statutes, and estimated amount required for each detailed object				Total amount to be appropriated under each head of appropriation	Amount appropriated for the fiscal year ending June 30, 1926
<i>Advisory Committee for Aeronautics—Continued.</i>					
	Estimated expenditures, 1927 appropriation	Estimated expenditures, 1926 appropriation	Expended and obligated, 1925		
Field service:					
Salaries and wages—					
Salary range, \$5,200 to \$6,000; average, \$5,600—					
Technical assistant in Europe.....	No. 1 Salary \$6,000	No. 1 Salary \$6,000	No. 1 Salary \$5,200		
Engineer in charge.....	1 5,200	1 5,200	1 5,200		
Salary range, \$3,800 to \$5,000; average, \$4,400—					
Airplane test pilots.....	2 4,400	2 4,400	2 4,200		
Engineers.....	3 4,000	3 4,000	3 4,000		
Salary range, \$3,300 to \$3,900; average, \$3,600—					
Associate physicist.....	1 3,300	1 3,300	1 3,300		
Salary range, \$3,000 to \$3,600; average, \$3,300—					
Associate engineers.....	4 3,000	4 3,000	4 3,000		
Salary range, \$2,700 to \$3,300; average, \$3,000—					
Assistant test pilot.....	1 3,000	1 2,700	1 2,500		
Associate engineer.....	1 3,000	1 2,700	1 2,700		
Salary range, \$2,400 to \$3,000; average, \$2,700—					
Assistant engineers.....	4 2,600	4 2,400	3 2,400		
Chief clerk and property officer.....	1 2,400	1 2,400	1 2,400		
Leadingmen.....	3 2,500	3 2,500	3 2,400		
Specially skilled mechanics.....	3 2,400	3 2,400	3 2,220		
Wind-tunnel operator.....	1 2,400	1 2,400	1 2,300		
Salary range, \$2,100 to \$2,700; average, \$2,400—					
Assistant engineers.....	7 2,400	6 2,300	4 2,200		
Photographer.....	1 2,400	1 2,400	1 2,400		
Principal aeronautical draftsmen.....	2 2,250	2 2,250	1 2,100		
Principal aeronautical mechanics.....	3 2,300	3 2,300	3 2,220		
Salary range, \$1,860 to \$2,400; average, \$2,130—					
Junior physicist.....	1 2,200	1 2,100			
Junior aeronautical engineers.....	20 1,980	20 1,980	12 1,920		
Laboratory assistants.....	6 1,920	5 1,860	2 1,860		
Senior aeronautical mechanics.....	12 1,920	11 1,920	7 1,860		
Instrument makers.....	7 2,100	7 2,100	4 1,960		
Machinists.....	3 1,920	3 1,920	3 1,860		
Modelmakers.....	2 2,200	2 2,200	2 2,100		
Coppersmiths.....	2 1,920	2 1,920	1 1,920		
Senior draftsmen.....	2 1,950				
Salary range, \$1,680 to \$2,040; average, \$1,860—					
Aeronautical mechanics.....	9 1,800	6 1,740	3 1,740		
Machinists.....	4 1,800	4 1,800	4 1,800		
Electrician.....	1 1,800	1 1,800	1 1,800		
Carpenter.....	1 1,800	1 1,800	1 1,800		
Principal stenographers.....	2 1,860	2 1,860	1 2,040		
Salary range, \$1,500 to \$1,860; average, \$1,680—					
Fireman.....	1 1,680	1 1,680	1 1,680		
Salary range, \$1,320 to \$1,680; average, \$1,500—					
Stenographers.....	4 1,440	4 1,440	3 1,440		
Photographer.....	1 1,380	1 1,320			
Aeronautical helpers.....	3 1,500	3 1,500	3 1,440		
Translator.....	1 1,440	1 1,440	1 1,440		
Salary range, \$1,140 to \$1,500; average, \$1,320—					
Stenographers.....	2 1,260	2 1,260	2 1,140		
Helper and janitors.....	10 1,260	9 1,260	5 1,200		
Salary range, \$1,020 to \$1,260; average, \$1,140—					
Helpers.....	4 1,140	4 1,140	2 1,140		
Salary range, \$900 to \$1,140; average, \$1,020—					
Helper.....	1 960	1 960	1 960		
Total average number of employees.....	137	129	107		
Total salaries and wages, field service.....	287,150	269,260	217,512		
The difference between 1927 and 1926 is due to—					
Increase in force.....	\$14,880				
Increase in salaries.....	3,010				
Total increase.....	17,890				
Net salaries and wages, field service.....	287,150	269,260	217,512		
01 Total personal services.....	344,090	321,940	270,192		
Supplies and materials:					
02012 Stationery.....	1,800	1,800	1,726		
0202 Sundry office supplies.....	1,100	1,100	1,067		
0203 Drafting and artists' supplies.....	500	500	460		
0204 Photographic.....	1,000	1,000	1,040		
0205 Cleaning and toilet supplies.....	700	700	627		
0221 Scientific.....	1,000	1,000	897		
0222 Educational.....	250	250	258		
0230 Fuel.....	3,000	2,525	1,999		
0233 Oils and gas used for fuel.....	800	600	486		
0240 Wearing apparel and sewing supplies.....	150	150	126		
0282 Mechanics', engineers', and electricians' supplies and furnace and foundry supplies.....	3,500	3,500	3,292		
0284 Miscellaneous.....	300	300	298		
02841 Maintenance of vehicles.....	300	300	292		
0290 Materials (not specifically allocated for use as supplies, equipment, or structure at time of purchase).....	4,000	4,000	3,597		
0299 Specific and miscellaneous materials.....	100	100	87		
02 Total supplies and materials.....	18,500	17,825	16,202		

Estimates of appropriations required for the service of the fiscal year ending June 30, 1927—Continued

General object (title of appropriation), date of acts, references to Statutes at Large, or to Revised Statutes, and estimated amount required for each detailed object				Total amount to be appropriated under each head of appropriation	Amount appropriated for the fiscal year ending June 30, 1926
Advisory Committee for Aeronautics—Continued.					
	Estimated expenditures, 1927 appropriation	Estimated expenditures, 1926 appropriation	Expended and obligated, 1925		
Communication service:					
0500 Telegraph.....	\$100	\$100	\$80		
0510 Telephone.....	800	800	786		
0521 Other communication service.....	50	50	7		
05 Total communication service.....	950	950	853		
06 Travel expenses.....	12,000	12,000	10,430		
07 Transportation of things (service).....	1,500	1,500	1,122		
10 Furnishing of heat, light, and power.....	11,000	11,000	8,013		
11 Rent of office.....	785	785	785		
12 Repairs and alterations.....	7,000	7,000	8,708		
13 Special investigations.....	34,000	34,000	33,600		
Equipment:					
3002 Passenger-carrying vehicles (motor).....	1,300		3,010		
3010 Furniture, furnishings, and fixtures.....	6,000	6,000	7,295		
3021 Educational (books and magazines).....	900	900	834		
30211 Other educational equipment.....	250	250	255		
3022 Scientific.....	20,000	15,500	14,847		
30221 Purchase of special airplane.....			11,600		
30222 Propeller research equipment.....	22,000	31,500	33,000		
30223 New type experimental engines.....	5,000	5,000	3,475		
3051 Heat, light, power, and electric.....	5,000	6,000	3,009		
3052 Production and construction equipment.....	6,500	7,500	7,403		
3053 Transporting and conveying.....	2,700	2,700	2,531		
3054 Fire preventing and fire fighting.....	275	400	183		
3057 Cleaning, sanitation, etc.....	250	250	164		
30 Total equipment.....	70,175	76,000	87,606		
32 Structures and parts (laboratory building).....		40,000			
Total.....	500,000	522,000	437,511		
Printing and Binding, Advisory Committee for Aeronautics—					
For all printing and binding for the National Advisory Committee for Aeronautics, including all of its offices, laboratories, and services located in Washington, District of Columbia, and elsewhere (<i>act Mar. 3, 1925, vol. 43, p. 1206</i>).....				\$13,000.00	\$12,000.00
	Estimated expenditures, 1927 appropriation	Estimated expenditures, 1926 appropriation	Expended and obligated, 1925		
08 Printing and binding.....	\$13,000	\$12,000	\$12,972		
Total, National Advisory Committee for Aeronautics.....				513,000.00	534,000.00
PUBLIC BUILDINGS AND PUBLIC PARKS OF THE NATIONAL CAPITAL					
Salaries, Maintenance and Care of Buildings—					
For [deputy superintendent and other] personal services in the District of Columbia in accordance with the classification act of 1923 (<i>acts Feb. 26, 1925, vol. 43, pp. 983-984; Mar. 3, 1925, vol. 43, pp. 1207-1208</i>).....				1,670,500.00	1,674,000.00
	Estimated expenditures, 1927 appropriation	Estimated expenditures, 1926 appropriation	Expended and obligated 1925		
Departmental service:					
Salaries—					
Professional and scientific service—					
Grade 3, \$3,000 to \$3,600; average, \$3,300—	Average—	Average—	Average—		
Associate engineer.....	No. Salary	No. Salary	No. Salary		
Grade 1, \$1,860 to \$2,400; average, \$2,100—	1 1,860	1 1,860			
Junior engineer.....					
Subprofessional service—					
Grade 5, \$1,680 to \$2,040; average, \$1,860—					
Engineering draftsman.....	2 1,770	2 1,770	1 \$1,680		
Grade 4, \$1,500 to \$1,860; average, \$1,680—					
Head gardener.....	1 1,740	1 1,740	1 1,740		
Assistant engineering draftsman.....			1 1,500		

Estimates of appropriations required for the service of the fiscal year ending June 30, 1927—Continued

General object (title of appropriation), date of acts, references to Statutes at Large, or to Revised Statutes, and estimated amount required for each detailed object	Total amount to be appropriated under each head of appropriation		Amount appropriated for the fiscal year ending June 30, 1926
<i>Salaries, Maintenance and Care of Buildings—Continued.</i>			
	Estimated expenditures, 1927 appropriation	Estimated expenditures, 1926 appropriation	Expended and obligated, 1925
Departmental service—Continued.			
Salaries—Continued.			
Clerical, administrative, and fiscal service—	Average—	Average—	Average—
Grade 11, \$3,800 to \$5,000; average, \$4,400—	No. Salary	No. Salary	No. Salary
Administrative officer (chief of division).....	1 \$5,000	1 \$5,000	1 \$5,200
Grade 10, \$3,300 to \$3,900; average, \$3,600—			
Junior administrative officer (chief of division).....	1 3,600	1 3,600	1 3,600
Grade 9, \$3,000 to \$3,600; average, \$3,300—			
Senior administrative assistant (chief of division).....	1 3,100	1 3,100	1 3,100
Grade 8, \$2,700 to \$3,300; average, \$3,000—			
Administrative assistants—			
Superintendents.....	4 2,775	4 2,775	4 2,775
Chiefs of section.....	2 2,700	2 2,700	2 2,700
Grade 7, \$2,400 to \$3,000; average, \$2,700—			
Junior administrative officer (chief of section).....	1 2,400	1 2,400	1 2,400
Assistant investigator (special assistant).....	1 2,400	1 2,400	1 2,400
Grade 6, \$2,100 to \$2,700; average, \$2,400—			
Principal clerks (chiefs of section).....	2 2,100	2 2,100	2 2,100
Grade 5, \$1,860 to \$2,400; average, \$2,100—			
Senior clerks.....	4 1,970	4 1,970	4 1,970
Grade 4, \$1,680 to \$2,040; average, \$1,860—			
Clerks.....	3 1,720	3 1,720	3 1,720
Grade 3, \$1,500 to \$1,860; average, \$1,680—			
Assistant clerks.....	15 1,596	15 1,596	13 1,639
Assistant clerk-stenographers.....	7 1,654	7 1,654	6 1,654
Grade 2, \$1,320 to \$1,680; average, \$1,500—			
Junior clerks.....	10 1,428	11 1,418	14 1,440
Grade 1, \$1,140 to \$1,500; average, \$1,320—			
Underclerks.....	2 1,260	2 1,260	2 1,300
Custodial service—			
Grade 10, \$2,400 to \$3,000; average, \$2,700—			
Chief mechanical superintendents (chief engineers).....	3 2,433	3 2,433	2 2,450
Grade 9, \$2,100 to \$2,700; average, \$2,400—			
Assistant mechanical superintendent—			
Supervisor of garages.....	1 2,100	1 2,100	1 1,860
Assistant to group superintendent.....	1 2,100	1 2,100	1 2,100
Grade 8, \$1,860 to \$2,400; average, \$2,100—			
Principal mechanics (foremen).....	12 1,985	12 1,985	9 1,982
Chief guards (inspector-fire marshals).....	2 2,100	2 2,100	2 1,920
Grade 7, \$1,680 to \$2,040; average, \$1,860—			
Senior mechanics (foremen).....	27 1,807	27 1,807	25 1,802
Assistant chief guards (captains).....	4 1,785	4 1,785	4 1,736
Grade 6, \$1,500 to \$1,860; average, \$1,680—			
General foremen of laborers.....	7 1,566	7 1,566	3 1,640
Mechanics (journeymen).....	131 1,562	139 1,560	147 1,551
Head guards (lieutenants).....	10 1,500	10 1,500	10 1,500
Grade 5, \$1,320 to \$1,680; average, \$1,500—			
Foremen of laborers.....	2 1,410	2 1,410	4 1,420
Junior mechanics.....	2 1,380	2 1,380	5 1,367
Principal guards (lieutenants).....	11 1,341	12 1,325	9 1,360
Grade 4, \$1,140 to \$1,500; average, \$1,320—			
Assistant foremen of laborers.....	9 1,173	10 1,170	8 1,187
Undermechanics.....	71 1,150	79 1,149	82 1,157
Senior guards (sergeants).....	24 1,158	24 1,158	24 1,143
Grade 3, \$1,020 to \$1,260; average, \$1,140—			
Messengers.....	8 1,065	8 1,065	10 1,040
Senior laborers.....	25 1,036	25 1,036	27 1,035
Minor mechanics.....	15 1,048	15 1,048	20 1,030
Guards.....	297 1,035	306 1,035	299 1,033
Grade 2, \$900 to \$1,140; average, \$1,020—			
Junior laborers.....	731 907	751 906	747 904
Subordinate mechanics.....	69 954	69 951	69 950
Grade 1, \$600 to \$780; average, \$690—			
Junior messengers.....			2 720
Laborer.....	1 720	1 720	1 720
Apprentice mechanics.....	5 648	6 660	6 630
Total average number of employees.....	1,526	1,575	1,575
Total salaries, departmental service.....	1,670,500.00	1,722,540.00	1,711,832.22
The difference between 1927 and 1926 is due to decrease in force, \$52,040.			
Deduct expenditures for personal services included in objects named below.....	125,000.00	125,000.00	125,000.00
01 Total personal services.....	1,545,500.00	1,597,540.00	1,586,832.22
12 Repairs and alterations.....	125,000.00	125,000.00	125,000.00
Total.....	1,670,500.00	1,722,540.00	1,711,832.22

¹Includes \$48,540 appropriated for 1926 for Bureau of Standards buildings.

[For fuel, lights, repairs, ground rent, traveling expenses not to exceed \$250, miscellaneous items, and city directories, including maintenance, repair, exchange, and operation of one motor-propelled passenger-carrying vehicle to be used for official purposes only, \$641,200.]

Estimates of appropriations required for the service of the fiscal year ending June 30, 1927—Continued

General object (title of appropriation), date of acts, references to Statutes at Large, or to Revised Statutes, and estimated amount required for each detailed object	Total amount to be appropriated under each head of appropriation	Amount appropriated for the fiscal year ending June 30, 1926
General Expenses, Maintenance and Care of Buildings— <i>General expenses: For general expenses in connection with the maintenance, care, improvement, protection, operation, repair, cleaning, heating and lighting of the Washington Monument and Grounds; the Lincoln Memorial and Reflecting Pool, including not to exceed \$8,000 for installation and operation of a lighting system for the Lincoln Memorial; the house where Abraham Lincoln died; grounds surrounding executive departments; and public buildings in the District of Columbia, under the jurisdiction of the Office of Public Buildings and Public Parks of the National Capital; including city directories; contingent expenses; traveling expenses and car fare, not exceeding \$300; communication service; professional, scientific, technical, and law books; periodicals and reference books; blank books and forms; photographs; maps; leather and rubber articles for the protection of public property and employees; the maintenance, repair, exchange, storage, and operation of not to exceed one motor-propelled passenger-carrying vehicle; the purchase, maintenance, and repair of equipment and fixtures; and not exceeding \$720 for uniforms for employees at the Washington Monument and the Lincoln Memorial (same acts).</i>	\$599,850.00	\$605,805.00

	Estimated expenditures, 1927 appropriation	Estimated expenditures, 1926 appropriation	Expended and obligated, 1925
Supplies and materials:			
0200 Stationery and office supplies.....	\$44,130.00	\$44,680.00	\$44,357.28
0231 Coal.....	49,140.00	65,140.00	107,135.24
0233 Petroleum and oils.....	120,500.00	122,000.00	22,123.84
0234 Gas.....	2,320.00	2,700.00	2,684.86
0236 Gasoline.....	2,600.00	2,700.00	2,706.29
0240 Wearing apparel and sewing supplies.....	575.00	575.00	77.35
0280 Sundry supplies.....	41,730.00	43,350.00	42,695.17
0290 Materials (stock).....	35,300.00	38,000.00	38,302.99
02 Total supplies and materials.....	296,295.00	319,145.00	260,063.02
Communication service:			
0500 Telegraph service.....	50.00	50.00	31.63
0510 Telephone service.....	3,200.00	3,200.00	3,100.38
05 Total communication service.....	3,250.00	3,250.00	3,132.00
06 Traveling expenses.....	250.00	250.00	139.03
07 Transportation of things (service).....	500.00	500.00	486.32
09 Advertising and publication of notices (service).....	50.00	50.00	.69
Furnishing of heat, light, and power:			
1000 Furnishing of heat (steam).....	17,500.00	17,500.00	80,970.58
1030 Furnishing of electricity.....	138,900.00	148,900.00	146,805.83
10 Total furnishing of heat, light, and power.....	156,400.00	166,400.00	227,776.41
Repairs and alterations:			
1200 Buildings.....	31,100.00	33,100.00	20,568.36
1260 Nonstructural improvements.....	10,500.00	12,100.00	12,131.35
1280 Machinery and equipment.....	16,400.00	18,300.00	18,292.83
1290 Special and miscellaneous.....	11,200.00	10,700.00	10,744.70
12 Total, repairs and alterations.....	69,200.00	74,200.00	61,737.24
13 Special and miscellaneous current expenses.....	2,960.00	3,235.00	3,354.27
Equipment:			
3002 Motor vehicles.....	250.00	250.00	2,283.12
3010 Furniture, furnishings and fixtures.....	20,095.00	27,700.00	26,932.76
3050 Other equipment.....	49,700.00	53,200.00	53,284.19
30 Total equipment.....	70,045.00	81,150.00	82,500.07
32 Structures and parts.....	900.00	1,500.00	1,326.80
Total.....	599,850.00	649,680.00	640,535.85

¹ Includes \$43,875 appropriated for 1926 for maintenance and care of Bureau of Standards Buildings.

For all printing and binding for the [State, War and Navy Department Buildings] Office of Public Buildings and Public Parks of the National Capital (acts Feb. 26, 1925, vol. 43, pp. 983-984; Mar. 3, 1925, vol. 43, p. 1208)

3,500.00

2,700.00

	Estimated expenditures, 1927 appropriation	Estimated expenditures, 1926 appropriation	Expended and obligated, 1925
08 Printing and binding.....	\$3,500.00	\$2,700.00	¹ \$3,480.26

¹ Includes \$744.32 from allotment to public buildings and grounds from War Department.

Estimates of appropriations required for the service of the fiscal year ending June 30, 1927—Continued

General object (title of appropriation), date of acts, references to Statutes at Large, or to Revised Statutes, and estimated amount required for each detailed object				Total amount to be appropriated under each head of appropriation	Amount appropriated for the fiscal year ending June 30, 1926
Public Comfort Station, Lincoln Memorial— <i>For installation of a public comfort station in the Lincoln Memorial (submitted)-----</i>				\$20,000.00	
	Estimated expenditures, 1927 appropriation	Estimated expenditures, 1926 appropriation	Expended and obligated, 1925		
32 Structures and parts.....	\$20,000.00				
<p>NOTE.—Appropriations of \$92,415 for personnel, care, and maintenance of the Bureau of Standards buildings for 1926 are omitted above, the corresponding estimates for 1927 being included under the Department of Commerce. Appropriations of \$32,040 for the Washington Monument, Lincoln Memorial, etc., for 1926, heretofore carried under the War Department, are included above, together with the corresponding estimates for 1927.</p>					
Total, Office of Public Buildings and Public Parks of the National Capital.....				2,293,850.00	\$2,282,505.00
RAILROAD LABOR BOARD					
Salaries and Expenses, Railroad Labor Board—					
For nine members of the board, at \$10,000 each; secretary, \$5,000; in all (acts Feb 28, 1920, vol. 41, p. 474, sec. 316; Mar. 3, 1925, vol. 43, p. 1206).....				\$95,000.00	
For all other authorized expenditures of the Railroad Labor Board in performing the duties imposed by law, including personal and other services in the District of Columbia and elsewhere, contract stenographic reporting services, supplies and equipment, law books and books of reference, periodicals, travel expenses, per diem in lieu of subsistence, rent of quarters in the District of Columbia, if space is not provided by the Public Buildings Commission, rent of quarters outside of the District of Columbia, witness fees, and mileage, [[\$190,805]] \$180,220, of which amount not to exceed [[\$136,920]] \$129,520 may be expended for personal services (same acts).....				180,220.00	
				275,220.00	285,805.00
	Estimated expenditures, 1927 appropriation	Estimated expenditures, 1926 appropriation	Expended and obligated, 1925		
Field service:					
Salaries and wages—					
Salary range, \$7,500 and over—					
Members of board.....	Average— No. 9 Salary \$10,000	Average— No. 9 Salary \$10,000	Average— No. 9 Salary \$10,000		
Salary range, \$3,800 to \$5,000; average, \$4,400—					
Secretary.....	1 5,000	1 5,000	1 5,000		
Assistant secretary.....	1 4,500	1 4,500	1 4,500		
Examiners.....	4 4,500	4 4,500	5 4,500		
Chief statistician.....	1 4,300	1 4,300	1 4,300		
Supervisor of dockets.....	1 3,900	1 4,200	1 4,200		
Schedule experts, class A.....	4 4,200	4 4,200	4 4,200		
Salary range, \$3,000 to \$3,600; average, \$3,300—					
Minute clerk.....	1 3,000	1 3,300	1 3,300		
Salary range, \$2,700 to \$3,300; average, \$3,000—					
Disbursing officer.....	1 3,000	1 3,000	1 3,000		
Schedule expert, class C.....	1 3,000	1 3,000	1 3,000		
Salary range, \$2,400 to \$3,000; average, \$2,700—					
Chief clerk.....	1 2,700	1 2,700	1 2,700		
Docket clerk.....	1 2,700	1 2,700	1 2,700		
Secretaries to members.....	9 2,400	9 2,700	8 2,700		
Secretary to secretary.....			1 2,700		
Salary range, \$2,100 to \$2,700; average, \$2,400—					
Secretary to secretary.....	1 2,400	1 2,400	1 2,400		
Senior clerks.....	5 2,400	5 2,400	4 2,400		
Statistical clerk.....			1 2,400		
Salary range, \$1,860 to \$2,400; average, \$2,100—					
Senior clerks.....	4 2,100	4 2,100	4 2,100		
Salary range, \$1,680 to \$2,040; average, \$1,860—					
Senior clerks.....	7 1,800	7 1,800	6 1,800		
Index clerk.....			1 1,800		
Sergeant at arms.....	1 1,800	1 1,800	1 1,800		
Salary range, \$1,500 to \$1,860; average, \$1,680—					
Senior clerk.....	1 1,700	1 1,700	1 1,700		
Telephone operator.....	1 1,500	1 1,700	1 1,700		
Clerks.....	3 1,600	3 1,600	3 1,600		
Salary range, \$1,320 to \$1,680; average, \$1,500—					
Multigraph operator.....			1 1,500		
Junior clerks.....	2 1,400	2 1,400	5 1,400		
Junior clerk.....			1 1,320		
Salary range, \$900 to \$1,140; average, \$1,020—					
Unskilled laborer.....	1 1,020	1 1,020	1 1,020		
Total average number of employees.....	60	61	64 1/2		
Total salaries and wages.....	224,520.00	231,020.00	237,139.12		
The difference between 1927 and 1926 is due to—					
Decrease in force.....					\$3,000
Adjustment in salaries.....					3,500
Total decrease.....					6,500

Estimates of appropriations required for the service of the fiscal year ending June 30, 1927—Continued

General object (title of appropriation), date of acts, references to Statutes at Large, or to Revised Statutes, and estimated amount required for each detailed object				Total amount to be appropriated under each head of appropriation	Amount appropriated for the fiscal year ending June 30, 1926
Salaries and Expenses, Railroad Labor Board—Continued.					
	Estimated expenditures, 1927 appropriation	Estimated expenditures, 1926 appropriation	Expended and obligated, 1925		
02 Supplies and materials.....	\$8,000.00	\$10,000.00	\$11,123.14		
Communication service:					
0500 Telegraph service.....	320.00	400.00	329.40		
0510 Telephone service.....	1,000.00	1,000.00	1,133.76		
0520 Other communication service.....	25.00	35.00	50.00		
05 Total communication service.....	1,345.00	1,435.00	1,513.16		
Travel expenses:					
0601 Railway fares.....	960.00	1,200.00	972.75		
0610 Local transportation.....	10.00	15.00	12.00		
0630 Per diem in lieu of subsistence.....	225.00	285.00	304.19		
06 Total travel expenses.....	1,195.00	1,500.00	1,288.94		
07 Transportation of things.....	80.00	100.00	58.33		
08 Furnishing transcript of proceedings, reporting.....	9,000.00	9,000.00	9,054.96		
10 Furnishing of lights.....	550.00	550.00	535.21		
11 Rent of office building.....	28,900.00	28,900.00	28,899.96		
12 Repairs and alterations.....	130.00	200.00	184.93		
13 Special and miscellaneous current expenses.....	500.00	1,200.00	8,548.91		
30 Equipment.....	1,000.00	1,000.00	2,288.00		
Reserve.....		900.00			
Total.....	275,220.00	286,805.00	300,634.66		
Printing and Binding, Railroad Labor Board—					
For all printing and binding for the Railroad Labor Board, including all its bureaus, offices, institutions, and services located in Washington, District of Columbia, and elsewhere (<i>acts Feb. 28, 1920, vol. 41, p. 474, sec. 316; Mar. 3, 1925, vol. 43, p. 1206</i>).....				\$10,000.00	\$11,000.00
	Estimated expenditures, 1927 appropriation	Estimated expenditures, 1926 appropriation	Expended and obligated, 1925		
08 Printing and binding.....	\$10,000.00	\$11,000.00	\$11,997.32		
Total, Railroad Labor Board.....				285,220.00	296,805.00
SMITHSONIAN INSTITUTION					
International Exchanges, Smithsonian Institution—					
International exchanges: For the system of international exchanges between the United States and foreign countries, under the direction of the Smithsonian Institution, including necessary employees and purchase of necessary books and periodicals [<i>\$46,260</i>] <i>\$45,760</i> , of which amount not to exceed \$23,000 may be expended for personal services in the District of Columbia (<i>act Mar. 3, 1881, vol. 21, p. 452, sec. 1; treaty of Brussels, Mar. 15, 1886, vol. 25, p. 1465, sec. 1; act Mar. 3, 1925, vol. 43, p. 1206</i>).....					
	Estimated expenditures, 1927 appropriation	Estimated expenditures, 1926 appropriation	Expended and obligated, 1925		
Departmental service:					
Salaries—					
Professional and scientific service—					
Grade 5, \$5,200 to \$8,000; average, \$5,600—	Average—	Average—	Average—		
Senior scientist (assistant secretary).....	No. Salary	No. Salary	No. Salary		
Grade 1, \$1,860 to \$2,400; average, \$2,100—					
Junior librarians.....	2 \$1,860	2 \$1,860	2 1,860		
Clerical, administrative, and fiscal service—					
Grade 9, \$3,000 to \$3,600; average, \$3,300—					
Senior administrative assistant (disbursing officer).....	1 1,000	1 1,000	1 1,000		
Grade 7, \$2,400 to \$3,000; average, \$2,700—					
Junior administrative assistant (chief clerk).....	1 2,500	1 2,500	1 2,500		
Grade 6, \$2,100 to \$2,700; average, \$2,400—					
Principal clerk.....	1 2,400	1 2,400	1 2,400		
Grade 3, \$1,500 to \$1,860; average, \$1,680—					
Assistant clerk.....	1 1,860	1 1,860	1 1,860		
Senior stenographer.....			★ 1,740		
Grade 2, \$1,320 to \$1,680; average, \$1,500—					
Junior clerk-stenographer.....	1 1,380	1 1,380	1 1,400		
Grade 1, \$1,140 to \$1,500; average, \$1,320—					
Underclerk-typist.....	1 1,380	1 1,380	1 1,380		
Underclerk.....	1 1,140	1 1,140	★ 1,140		
				45,760.00	46,260.00

Estimates of appropriations required for the service of the fiscal year ending June 30, 1927—Continued

General object (title of appropriation), date of acts, references to Statutes at Large, or to Revised Statutes, and estimated amount required for each detailed object	Total amount to be appropriated under each head of appropriation	Amount appropriated for the fiscal year ending June 30, 1926
--	--	--

International Exchanges, Smithsonian Institution—Continued

	Estimated expenditures, 1927 appropriation	Estimated expenditures, 1926 appropriation	Expended and obligated, 1925
Departmental service—Continued.			
Salaries—Continued.			
Custodial service—			
Grade 4, \$1,140 to \$1,500; average, \$1,320—	Average— No. 3 Salary \$1,500	Average— No. 3 Salary \$31,500	Average— No. 3 Salary \$1,500
Assistant foremen of laborers (skilled laborers) ..	1 1,080	1 1,080	1 1,080
Grade 3, \$1,020 to \$1,260; average, \$1,140—			
Messenger	2 1,020	2 1,020	2 1,020
Grade 2, \$900 to \$1,140; average, \$1,020—			
Junior laborers			
Total average number of employees	15	15	15
01 Total salaries, departmental service	23,000.00	23,000.00	25,587.15
Supplies and materials:			
0200 Stationery and office supplies	60.00	60.00	60.83
0205 Cleaning and toilet supplies	40.00	40.00	38.57
0232 Wood and kindling	20.00	20.00	18.00
0280 Sundry supplies	50.00	50.00	40.70
02 Total supplies and materials	170.00	170.00	158.10
05 Communication service	20.00	20.00	20.88
06 Local transportation	20.00	20.00	20.00
Transportation of things:			
0700 Freight	17,000.00	17,000.00	16,905.18
0760 Mail transportation	2,000.00	2,000.00	2,000.00
07 Total transportation of things	19,000.00	19,000.00	18,905.18
13 Special and miscellaneous expenses	1,000.00	1,200.00	1,197.25
Equipment:			
3010 Furniture, furnishings and fixtures	100.00	250.00	403.40
3017 Office machines and devices	100.00	200.00	394.86
3021 Educational equipment	150.00	200.00	105.61
3053 Transporting and conveying equipment	2,200.00	2,200.00	2,198.60
30 Total equipment	2,550.00	2,550.00	3,101.97
Total	45,780.00	46,260.00	48,990.53

American Ethnology, Smithsonian Institution—

American ethnology: For continuing ethnological researches among the American Indians and the natives of Hawaii, including the excavation and preservation of archæologic remains under the direction of the Smithsonian Institution, including necessary employees, the preparation of manuscripts, drawings, and illustrations, and the purchase of necessary books and periodicals, \$57,160, of which amount not to exceed \$45,040 may be expended for personal services in the District of Columbia (acts Mar. 3, 1879, vol. 20, p. 597, sec. 1; Mar. 3, 1925, vol. 43, p. 1206)

\$57,160.00

\$57,160.00

	Estimated expenditures, 1927 appropriation	Estimated expenditures, 1926 appropriation	Expended and obligated, 1925
Departmental service:			
Salaries—			
Professional and scientific service—			
Grade 5, \$5,200 to \$6,000; average, \$5,600—	Average— No. 1 Salary \$5,200	Average— No. 1 Salary \$5,200	Average— No. 1 Salary \$5,200
Senior anthropologist (chief)	1 5,200	1 5,200	1 5,200
Grade 4, \$3,800 to \$5,000; average, \$4,400—			
Anthropologists	4 3,800	4 3,800	2½ 3,800
Grade 2, \$2,400 to \$3,000; average, \$2,700—			
Assistant anthropologists	2 2,400	2 2,400	2 2,400
Subprofessional service—			
Grade 3, \$2,400 to \$3,000; average, \$2,700—			
Chief scientific illustrator	1 2,400	1 2,400	1 2,400
Grade 5, \$1,680 to \$2,040; average, \$1,860—			
Library assistant	1 1,860	1 1,860	1 1,860
Grade 2, \$1,140 to \$1,500; average, \$1,320—			
Minor library assistant	1 1,320	1 1,320	1 1,320
Clerical, administrative and fiscal service—			
Grade 7, \$2,400 to \$3,000; average, \$2,700—			
Assistant editor	1 2,700	1 2,700	1 2,700
Grade 4, \$1,680 to \$2,040; average, \$1,860—			
Clerks	2 1,860	2 1,860	1½ 1,860
Grade 3, \$1,500 to \$1,860; average, \$1,680—			
Assistant clerk-stenographer	1 1,680	1 1,680	1 1,680
Senior stenographers	2 1,590	2 1,590	1½ 1,485
Grade 1, \$1,140 to \$1,500; average, \$1,320—			
Junior typist	1 1,320	1 1,320	1 1,320
Under photographer	1 1,200	1 1,200	1 1,200
Custodial service—			
Grade 2, \$900 to \$1,140; average, \$1,020—			
Junior laborer	1 1,020	1 1,020	1 1,020
Total average number of employees	18½	18½	17
01 Total salaries, departmental service	45,040.00	44,980.00	39,889.58
The difference between 1927 and 1926 is due to increase in salaries, \$60.			

Estimates of appropriations required for the service of the fiscal year ending June 30, 1927—Continued

General object (title of appropriation), date of acts, references to Statutes at Large, or to Revised Statutes, and estimated amount required for each detailed object	Total amount to be appropriated under each head of appropriation	Amount appropriated for the fiscal year ending June 30, 1926
--	--	--

American Ethnology, Smithsonian Institution—Continued.

	Estimated expenditures, 1927 appropriation	Estimated expenditures, 1926 appropriation	Expended and obligated, 1925
Supplies and materials:			
0201 Stationery.....	\$75.00	\$75.00	\$75.65
0202 Sundry office supplies.....	80.00	80.00	79.45
0203 Drafting and artists' supplies.....	2.00	2.00	1.99
0204 Photographic supplies.....	270.00	270.00	269.58
0205 Cleaning and toilet supplies.....	64.00	64.00	63.67
0282 Mechanics', engineers', and electricians' supplies.....	10.00	10.00	9.66
0284 Miscellaneous supplies.....	35.00	35.00	36.38
02 Total supplies and materials.....	536.00	536.00	536.38
Communication service:			
0500 Telegraph service.....	13.00	13.00	12.42
0510 Telephone service.....	115.00	115.00	115.41
05 Total communication service.....	128.00	128.00	127.83
Travel expenses:			
0601 Steam railway fares.....	520.00	520.00	520.41
0610 Local transportation.....	25.00	25.00	23.60
0640 Furnishing of food and lodging while in travel status.....	6,000.00	5,560.00	6,074.56
0650 Sleeping car, chair car, etc.....	100.00	100.00	100.90
06 Total travel expenses.....	6,645.00	6,205.00	6,719.37
Transportation of things (service):			
0710 Express.....	103.00	103.00	103.30
0730 Local transportation (drayage).....	1.00	1.00	.50
0780 Special and miscellaneous charges incident to transportation of things (brokerage).....	2.00	2.00	1.60
07 Total transportation of things (service).....	106.00	106.00	105.40
08 Photographing and making photographic prints.....	89.81	89.81	87.52
12 Special and miscellaneous repairs.....	155.10	155.10	155.10
Special and miscellaneous current expenses:			
1370 Special and miscellaneous services, not specified.....	3.00	3.00	3.00
1373 Laundry and towel service.....	3.00	3.00	2.88
13 Total special and miscellaneous current expenses.....	6.00	6.00	5.88
Equipment:			
3011 Chairs.....	27.00	27.00	27.40
3012 Tables, desks, etc.....	150.00	150.00	149.19
3013 Floor covering.....			211.90
3014 Window shades, etc.....	14.00	14.00	13.96
3017 Office machines and devices.....	305.00	305.00	305.01
3018 Desk equipment.....	20.00	20.00	19.60
3019 Sundry equipment.....	40.00	40.00	42.45
3021 Educational equipment.....	3,250.00	3,750.00	3,750.50
3022 Scientific equipment.....	640.00	640.00	632.70
3053 Telephone equipment.....	2.00	2.00	1.50
3067 Cleaning equipment.....	6.09	6.09	7.62
30 Total equipment.....	4,454.09	4,954.00	5,161.83
Reserve.....			2,000.00
Total.....	57,160.00	57,160.00	54,788.89

International Catalogue of Scientific Literature, Smithsonian Institution—

International Catalogue of Scientific Literature: For the cooperation of the United States in the work of the International Catalogue of Scientific Literature, including the preparation of a classified index catalogue of American scientific publications for incorporation in the International Catalogue, clerk hire, purchase of necessary books and periodicals, and other necessary incidental expenses [\$8,000] \$7,500, of which amount not to exceed [\$7,785] \$7,275 may be expended for personal services in the District of Columbia (acts June 30, 1906, vol. 34, p. 704, sec. 1; Mar. 3, 1925, vol. 43, p. 1206)

\$7,500.00

\$8,000.00

	Estimated expenditures, 1927 appropriation	Estimated expenditures, 1926 appropriation	Expended and obligated, 1925
Departmental service:			
Salaries—			
Professional and scientific service—			
Grade 3, \$3,000 to \$3,600; average, \$3,300—	Average—	Average—	Average—
Associate scientist (assistant in charge).....	No. 1 Salary \$3,000	No. 1 Salary \$3,600	No. 1 Salary \$3,000
Subprofessional service—			
Grade 6, \$1,800 to \$2,400; average, \$2,100—			
Senior scientific aid (classifier).....	1 2,000	1 2,000	1 2,000

Estimates of appropriations required for the service of the fiscal year ending June 30, 1927—Continued

General object (title of appropriation), date of acts, references to Statutes at Large, or to Revised Statutes, and estimated amount required for each detailed object				Total amount to be appropriated under each head of appropriation	Amount appropriated for the fiscal year ending June 30, 1926
<i>International Catalogue of Scientific Literature, Smithsonian Institution—Continued.</i>					
	Estimated expenditures, 1927 appropriation	Estimated expenditures, 1926 appropriation	Expended and obligated, 1926		
Departmental service—Continued.					
Salaries—Continued.					
Clerical, administrative, and fiscal service—	Average—	Average—	Average—		
Grade 3, \$1,500 to \$1,860; average, \$1,680—	No. Salary	No. Salary	No. Salary		
Senior stenographer.....	1 1,740	1 1,740	1 1,740		
Grade 2, \$1,320 to \$1,680; average, \$1,500—					
Junior clerk.....	1 1,620	1 1,620	1 1,620		
Custodial service—					
Grade 3, \$1,020 to \$1,260; average, \$1,140—					
Messenger.....	1 1,020	1 1,020	1 1,020		
Total average number of employees.....	3 1/2	4 1/2	3 1/2		
Total salaries, departmental service.....	7,275.00	7,785.00	7,237.12		
The difference between 1927 and 1926 is due to decrease in force, \$520.					
Supplies and materials:					
0201 Stationery.....	50.00	50.00	5.30		
0202 Sundry office supplies.....	5.00	5.00	1.46		
0232 Wood and kindling.....	18.00	18.00	18.00		
02 Total supplies and materials.....	63.00	63.00	24.76		
Communication service:					
0501 Telegraph service.....	5.00	5.00			
0510 Telephone service.....	17.00	17.00	10.44		
05 Total communication service.....	22.00	22.00	10.44		
12 Repairs and alterations.....	25.00	25.00	22.55		
13 Special and miscellaneous current expenses (services).....	50.00	50.00			
30 Equipment.....	65.00	55.00	38.10		
Total.....	7,500.00	8,000.00	7,332.97		
<i>Astrophysical Observatory, Smithsonian Institution—</i>					
Astrophysical Observatory: For maintenance of the Astrophysical Observatory, under the direction of the Smithsonian Institution, including assistants, purchase of necessary books and periodicals, apparatus, making necessary observations in high altitudes, repairs and alterations of buildings, preparation of drawings and illustrations, and miscellaneous expenses, [\$31,180] \$21,000, of which amount not to exceed [\$26,840] \$18,000 may be expended for personal services in the District of Columbia (acts Mar. 3, 1891, vol. 26, p. 963, sec. 1; Mar. 3, 1925, vol. 43, p. 1207).....				\$21,000.00	\$31,180.00
	Estimated expenditures, 1927 appropriation	Estimated expenditures, 1926 appropriation	Expended and obligated, 1926		
Departmental service:					
Salaries—					
Professional and scientific service—	Average—	Average—	Average—		
Grade 5, \$5,200 to \$6,000; average, \$5,600—	No. Salary	No. Salary	No. Salary		
Senior scientist (director).....	1 \$5,200	1 \$5,200	1 \$5,200		
Grade 4, \$3,800 to \$5,000; average, \$4,400—					
Scientist (aid and assistant).....	1 3,800	2 3,800	2 3,800		
Grade 3, \$3,000 to \$3,600; average, \$3,300—					
Associate scientists (directors observing station).....	2 3,000	2 3,000	1 3,000		
Subprofessional service—					
Grade 7, \$2,100 to \$2,700; average, \$2,400—					
Principal laboratory mechanic (instrument maker).....	1 2,100	1 2,100	1 2,100		
Grade 5, \$1,680 to \$2,040; average, \$1,860—					
Scientific aids (two bolometric assistants, one statistical assistant).....	3 1,680	3 1,680	2 1,680		
Custodial service—					
Grade 6, \$1,500 to \$1,860; average, \$1,680—					
Mechanic (carpenter).....			1 1,560		
Grade 2, \$900 to \$1,140; average, \$1,020—					
Minor domestic attendant.....	1 900	1 900	1 900		
Total average number of employees.....	8	10	6 1/2		
Total salaries, departmental service.....	18,000.00	26,840.00	18,824.69		
The difference between 1927 and 1926 is due to decrease in force, \$8,840.					

Estimates of appropriations required for the service of the fiscal year ending June 30, 1927—Continued

General object (title of appropriation), date of acts, references to Statutes at Large, or to Revised Statutes, and estimated amount required for each detailed object				Total amount to be appropriated under each head of appropriation	Amount appropriated for the fiscal year ending June 30, 1926
<i>Astrophysical Observatory, Smithsonian Institution—Continued.</i>					
	Estimated expenditures, 1927 appropriation	Estimated expenditures, 1926 appropriation	Expended and obligated, 1926		
Supplies and materials:					
0202 Sundry office supplies.....	\$10.00	\$10.00	\$6.04		
0204 Photographic supplies.....	400.00	500.00	432.00		
0205 Cleaning and toilet supplies.....	50.00	50.00	15.90		
0221 Scientific supplies.....	50.00	50.00	39.05		
0284 Miscellaneous supplies.....	50.00	50.00	45.39		
0294 Lumber and wood products.....	25.00	25.00	22.51		
02 Total supplies and materials.....	585.00	685.00	560.89		
Subsistence and support of persons:					
0300 Furnishing of food.....	950.00	1,000.00	798.77		
0350 Special and miscellaneous services incident to support of persons.....	710.00	800.00	564.12		
03 Total subsistence and support of persons.....	1,660.00	1,800.00	1,362.89		
05 Communication service.....	31.20	31.20	31.20		
Travel expenses:					
0640 Furnishing food and lodging while in travel status.....	200.00	200.00	206.17		
0650 Sleeping car, chair car, etc.....	50.00	50.00	50.78		
06 Total travel expenses.....	250.00	250.00	256.95		
Transportation of things (service):					
0700 Freight.....	20.00	20.00	19.49		
0710 Express.....	75.00	75.00	69.49		
0730 Local transportation of things (drayage).....	6.30	6.30	1.80		
07 Total transportation of things (service).....	101.30	101.30	90.78		
08 Photographing and making photographs and prints.....	5.00	5.00	3.00		
10 Furnishing of heat, light, etc.....			.84		
12 Repairs and alterations.....	100.00	1,100.00	169.29		
Special and miscellaneous current expenses:					
1370 Special and miscellaneous services, not specified.....	50.00	50.00	13.00		
1376 Clock regulation service.....	12.50	12.50	12.50		
13 Total special and miscellaneous current expenses.....	62.50	62.50	25.50		
Equipment:					
3017 Office machines and devices.....	5.00	5.00	1.00		
3021 Educational equipment.....	50.00	100.00	170.63		
3022 Scientific equipment.....	50.00	100.00	118.20		
3051 Heating and lighting equipment.....	50.00	50.00	50.79		
3052 Production and construction equipment.....	50.00	50.00	40.55		
30 Total equipment.....	205.00	305.00	381.17		
Total.....	21,000.00	31,180.00	21,707.20		
<i>Additional Assistant Secretary, Smithsonian Institution—</i>					
For an additional Assistant Secretary of the Smithsonian Institution (acts June 7, 1924, vol. 43, p. 528; Mar. 3, 1925, vol. 43, p. 1207).....				\$6,000.00	\$6,000.00
	Estimated expenditures, 1927 appropriation	Estimated expenditures, 1926 appropriation	Expended and obligated, 1926		
Departmental service:					
Salaries—					
Professional and scientific service—	Average—	Average—	Average—		
Grade 6, \$6,000 to \$7,500; average, \$6,750—	No. Salary	No. Salary	No. Salary		
01 Chief scientist (assistant secretary).....	1 \$6,000	1 \$6,000	1 \$6,000		

Estimates of appropriations required for the service of the fiscal year ending June 30, 1927—Continued

General object (title of appropriation), date of acts, references to Statutes at Large, or to Revised Statutes, and estimated amount required for each detailed object				Total amount to be appropriated under each head of appropriation	Amount appropriated for the fiscal year ending June 30, 1926
Furniture and Fixtures, National Museum— National Museum: For cases, furniture, fixtures, and appliances required for the exhibition and safe-keeping of collections, including necessary employees, [\$21,800] , \$23,730 , of which amount not to exceed \$11,940 may be expended for personal services in the District of Columbia (<i>R. S., sec. 5586; act Mar. 3, 1925, vol. 43, p. 1207</i>)				\$23, 730. 00	\$21, 800. 00
	Estimated expenditures, 1927 appropriation	Estimated expenditures, 1926 appropriation	Expended and obligated, 1925		
Departmental service:					
Salaries—					
Custodial service—					
Grade 8, \$1,860 to \$2,400; average, \$2,111.42—	Average—	Average—	Average—		
Principal mechanic.....	No. 1 Salary \$2, 100	No. 1 Salary \$2, 100	No. 1 Salary \$1, 860		
Grade 7, \$1,680 to \$2,040; average, \$1,860—					
Senior mechanic.....	1 1, 860	1 1, 860	1 1, 680		
Grade 6, \$1,500 to \$1,860; average, \$1,680—					
Mechanics.....	4 1, 685	4 1, 695	3½ 1, 548		
Grade 4, \$1,140 to \$1,500; average, \$1,320—					
Under mechanic.....	1 1, 200	1 1, 140	1 1, 140		
Total average number of employees.....	7	7	6½		
Total salaries, departmental service.....	11, 940. 00	11, 880. 00	10, 430. 08		
The difference between 1927 and 1926 is due to increase in salary, \$60.					
Supplies and materials:					
0246 Sewing supplies.....	20. 00	16. 00	19. 30		
0282 Mechanics, etc., supplies.....	100. 00	100. 00	214. 56		
0292 Metals and metal products.....	500. 00	700. 00	712. 99		
0293 Nonmetallic mineral products.....	1, 000. 00	1, 000. 00	1, 063. 98		
0294 Lumber and wood products.....	3, 730. 00	3, 200. 00	4, 372. 12		
0295 Fiber products.....	14. 00	14. 00	14. 70		
0296 Paints and painters materials.....	400. 00	350. 00	350. 34		
02 Total supplies and materials.....	5, 750. 00	5, 380. 00	6, 747. 99		
Equipment:					
3010 Furniture, furnishings, and fixtures.....	2, 480. 00	940. 00	968. 47		
3022 Scientific equipment.....	3, 560. 00	3, 600. 00	3, 603. 29		
3052 Production and construction equipment.....			27. 50		
30 Total equipment.....	6, 040. 00	4, 540. 00	4, 596. 26		
Total.....	23, 730. 00	21, 800. 00	21, 777. 33		
Heating and Lighting, National Museum— For heating, lighting, electrical, telegraphic, and telephonic service, [\$77,560] \$78,140 , of which amount not to exceed [\$41,580] \$42,680 may be expended for personal services in the District of Columbia (<i>R. S., sec. 5586; act Mar. 3, 1925, vol. 43, p. 1207</i>)				78, 140. 00	77, 560. 00
	Estimated expenditures, 1927 appropriation	Estimated expenditures, 1926 appropriation	Expended and obligated, 1925		
Departmental service:					
Salaries—					
Clerical, administrative, and fiscal service—					
Grade 1, \$1,140 to \$1,500; average, \$1,320—	Average—	Average—	Average—		
Underoperators, office devices.....	No. 2 Salary \$1, 260	No. 1 Salary \$1, 380	No. 1½ Salary \$1, 260		
Custodial service—					
Grade 10, \$2,400 to \$3,000; average, \$2,700—					
Chief mechanical superintendent.....	1 2, 400	1 2, 400	1 2, 400		
Grade 7, \$1,680 to \$2,040; average, \$1,860—					
Senior mechanics.....	3 1, 680	3 1, 680	3 1, 680		
Grade 6, \$1,500 to \$1,860; average, \$1,680—					
Mechanics.....	9½ 1, 590	9½ 1, 590	9½ 1, 572		
Grade 4, \$1,140 to \$1,500; average, \$1,320—					
Undermechanics.....	7½ 1, 207	7½ 1, 207	7½ 1, 164		
Grade 3, \$1,020 to \$1,260; average, \$1,140—					
Minor mechanic.....	1 1, 200	1 1, 200	1½ 1, 140		
Grade 2, \$900 to \$1,140; average, \$1,020—					
Subordinate mechanics.....	7½ 1, 005	7½ 1, 005	7½ 960		
Total average number of employees.....	31½	30½	30½		
Total salaries, departmental service.....	42, 680. 00	41, 540. 00	40, 809. 57		
The difference between 1927 and 1926 is due to—					
Increase in force.....	\$1, 260				
Decrease in salary.....	120				
Net increase.....	1, 140				
Supplies and materials:					
0231 Coal and other solids.....	20, 000. 00	21, 000. 00	19, 295. 46		
0232 Wood and kindling.....	40. 00	40. 00	43. 73		
0234 Gas.....	250. 00	250. 00	250. 00		
0282 Mechanics, engineers, and electricians, supplies, etc.....	4, 000. 00	4, 000. 00	5, 089. 52		
0294 Lumber and wood products.....	15. 00	15. 00	13. 25		
0296 Paints and painters materials.....	15. 00	15. 00	14. 84		
02 Total supplies and materials.....	24, 320. 00	25, 320. 00	24, 706. 80		

Estimates of appropriations required for the service of the fiscal year ending June 30, 1927—Continued

General object (title of appropriation), date of acts, references to Statutes at Large, or to Revised Statutes, and estimated amount required for each detailed object

Total amount to be appropriated under each head of appropriation

Amount appropriated for the fiscal year ending June 30, 1926

Heating and Lighting, National Museum—Continued.

	Estimated expenditures, 1927 appropriation	Estimated expenditures, 1926 appropriation	Expended and obligated, 1926
Communication service:			
0500 Telegraph service.....	\$100.00	\$100.00	\$100.00
0510 Telephone service.....	1,550.00	1,550.00	1,504.30
0522 Commercial messenger service.....	200.00	200.00	200.00
05 Total communication service.....	1,850.00	1,850.00	1,804.30
06 Travel expenses.....			8.68
10 Furnishing of heat, light, power, and electricity.....	3,500.00	3,500.00	3,474.00
Special and miscellaneous current expenses:			
1370 Special and miscellaneous services.....	145.00	145.00	145.00
1375 Rubbish, ashes, etc.....	360.00	360.00	360.00
1376 Clock regulation service.....	25.00	25.00	25.00
13 Total special and miscellaneous current expenses.....	530.00	530.00	530.00
Equipment:			
3010 Furniture, furnishings.....	125.00	125.00	158.00
3051 Heat, light, power, refrigeration, and electrical equipment.....	3,800.00	3,800.00	4,884.27
3052 Production and construction equipment.....	535.00	95.00	94.26
3058 Ventilation and air purifying equipment.....	800.00	800.00	796.19
30 Total equipment.....	5,260.00	4,820.00	5,932.72
Total.....	78,140.00	77,560.00	77,266.07

Preservation of Collections, National Museum—

For continuing preservation, exhibition, and increase of collections from the surveying and exploring expeditions of the Government, and from other sources, including necessary employees, all other necessary expenses and not exceeding \$5,500 for drawings and illustrations for publications [\$441,082] \$450,000, of which amount not to exceed [\$428,598] \$432,738 may be expended for personal services in the District of Columbia (*R. S., sec. 5586; act Mar. 3, 1925, vol. 43, p. 1207*)

\$450,000.00

\$441,082.00

	Estimated expenditures, 1927 appropriation	Estimated expenditures, 1926 appropriation	Expended and obligated, 1926
Departmental service:			
Salaries—			
Professional and scientific service—			
Grade 5, \$5,200 to \$6,000; average, \$5,600—	Average—	Average—	Average—
	No. Salary	No. Salary	No. Salary
Senior biologist.....	1 \$5,200	1 \$5,200	1 \$5,200
Senior geologist.....	1 5,200	1 5,200	1 5,200
Senior anthropologist.....	1 5,200	1 5,200	1 5,200
Grade 4, \$3,800 to \$5,000; average, \$4,400—			
Scientists.....	16 3,800	16 3,800	15 1/2 3,800
Grade 3, \$3,000 to \$3,600; average, \$3,300—			
Associate scientists.....	9 3,000	9 3,000	7 3,000
Grade 2, \$2,400 to \$3,000; average, \$2,700—			
Assistant scientists.....	8 2,400	8 2,400	8 1/2 2,400
Grade 1, \$1,860 to \$2,400; average, \$2,111.42—			
Junior scientists.....	8 1,860	8 1,860	7 1/2 1,860
Subprofessional service—			
Grade 7, \$2,100 to \$2,700; average, \$2,400—			
Principal scientific aids.....	4 2,175	4 2,175	1 1/2 2,160
Grade 6, \$1,860 to \$2,400; average, \$2,111.42—			
Senior scientific aids.....	10 1,884	10 1,884	9 1/2 1,884
Senior scientific illustrator.....	1 1,860	1 1,860	1 1,860
Grade 5, \$1,680 to \$2,040; average, \$1,860—			
Scientific aids.....	3 1,680	3 1,680	2 1/2 1,680
Library assistants.....	2 1,680	2 1,680	1 1/2 1,680
Grade 4, \$1,500 to \$1,860; average, \$1,680—			
Assistant scientific aids.....	8 1,500	8 1,500	10 1,500
Grade 3, \$1,320 to \$1,680; average, \$1,500—			
Under library assistants.....	2 1,440	2 1,440	2 1/2 1,400
Junior scientific aids.....	3 1,320	3 1,320	2 1/2 1,320
Grade 2, \$1,140 to \$1,500; average, \$1,320—			
Under scientific helpers.....	9 1,187	9 1,187	9 1/2 1,175
Minor library assistant.....	1 1,260	1 1,260	1 1,260
Clerical, administrative, and fiscal service—			
Grade 12, \$5,200 to \$6,000; average, \$5,600—			
Senior administrative officer (administrative assistant to the secretary).....	1 5,200	1 5,200	1 5,200
Grade 10, \$3,300 to \$3,900; average, \$3,600—			
Senior editor.....	1 3,300	1 3,300	1 3,300
Grade 9, \$3,000 to \$3,600; average, \$3,300—			
Senior administrative assistant (superintendent of buildings and labor).....	1 3,000	1 3,000	1 3,000
Senior administrative assistant (chief of correspondence and documents).....	1 3,000	1 3,000	1 3,000
Senior administrative assistant (disbursing agent).....	1 2,000	1 2,000	2 2,000

Estimates of appropriations required for the service of the fiscal year ending June 30, 1927—Continued

General object (title of appropriation), date of acts, references to Statutes at Large, or to Revised Statutes, and estimated amount required for each detailed object				Total amount to be appropriated under each head of appropriation	Amount appropriated for the fiscal year ending June 30, 1926
Preservation of Collections, National Museum—Continued.					
Departmental service—Continued.					
Salaries—Continued.					
Clerical, administrative, and fiscal service—Contd.					
Grade 7, \$2,400 to \$3,000; average, \$2,700—	Average— No. Salary	Average— No. Salary	Average— No. Salary		
Chief photographer.....	1 \$2,400	1 \$2,400	1 \$2,400		
Grade 6, \$2,100 to \$2,700; average, \$2,400—					
Principal accounting and auditing assistant.....	1 2,400	1 2,400	1 2,400		
Principal clerk (appointment clerk).....	1 2,300	1 2,300	1 2,300		
Principal clerk (property clerk).....	1 2,100	1 2,100	1 2,100		
Principal clerk stenographer.....	1 2,100	1 2,100	1 2,100		
Grade 5, \$1,860 to \$2,400; average, \$2,111.42—					
Senior clerk-stenographers.....	2 1,980	1 2,100	1 2,100		
Senior clerks.....	3 1,907	3 1,907	3 1,893		
Grade 4, \$1,680 to \$2,040; average, \$1,860—					
Clerk-stenographers.....	6 1,710	6 1,680	4 1,680		
Clerk.....			1 1,680		
Grade 3, \$1,500 to \$1,860; average, \$1,680—					
Assistant photographer.....	1 1,500	1 1,500	1 1,500		
Senior stenographers.....	2 1,500	2 1,500	3 1,500		
Assistant clerk-stenographers.....	6 1,520	6 1,520	3 1,524		
Assistant clerk.....	1 1,500	1 1,500	1 1,500		
Grade 2, \$1,320 to \$1,680; average, \$1,500—					
Junior clerk-stenographers.....	7 1,380	7 1,380	7 1,367		
Junior clerks.....	2 1,380	2 1,380	1 1,440		
Junior clerk-typist.....			1 1,400		
Junior stenographer.....			1 1,320		
Grade 1, \$1,140 to \$1,500; average, \$1,320—					
Junior typists.....	2 1,140		1 1,200		
Custodial service—					
Grade 10, \$2,400 to \$3,000; average, \$2,700—					
Chief mechanical superintendent.....	1 2,400	1 2,400	1 2,400		
Grade 6, \$1,500 to \$1,860; average, \$1,680—					
Head guard.....	1 1,500	1 1,500	1 1,500		
Mechanic.....			1 1,560		
Grade 5, \$1,320 to \$1,680; average, \$1,500—					
Principal guards.....	3 1,320	3 1,320	3 1,320		
Grade 4, \$1,140 to \$1,500; average, \$1,320—					
Assistant foremen of laborers.....	3 1,440	3 1,440	3 1,440		
Senior guard.....	1 1,140	1 1,140	1 1,140		
Grade 3, \$1,020 to \$1,260; average, \$1,140—					
Guards (watchmen).....	61 1,021	61 1,021	56 1,021		
Messengers.....	2 1,020	2 1,020	3 1,044		
Senior laborers.....	5 1,020	5 1,020	4 1,020		
Grade 2, \$900 to \$1,140; average, \$1,020—					
Assistant messenger.....	1 900	1 900	1 900		
Junior laborers.....	43 903	43 903	42 903		
Junior laborers (charwomen).....	54 386	54 386	55 385		
Grade 1, \$600 to \$780; average, \$690—					
Junior messengers.....	6 725	6 725	4 674		
Temporary services of watchmen for Sunday opening of buildings.....	1 1,000	1 1,000			
Total average number of employees.....	311 1/2	308 1/2	299 1/2		
Total salaries, departmental service.....	432,738.00	428,598.00	410,426.92		
The difference between 1927 and 1926 is due to increase in force and decrease in salaries, \$4,140.					
Supplies and materials:					
0201 Stationery.....	2,078.00	1,800.00	2,511.53		
0202 Sundry office supplies.....	300.00	300.00	572.64		
0203 Drafting and artists' supplies.....			78.31		
0204 Photographic supplies.....	800.00	800.00	1,353.09		
0205 Cleaning and toilet supplies.....	2,000.00	2,000.00	2,147.49		
0221 Scientific supplies.....	2,000.00	1,000.00	2,849.86		
0243 Outer footwear, etc.....			19.02		
0246 Sewing supplies.....	10.00	10.00	20.62		
0274 Ammunition for revolvers.....			2.00		
0282 Mechanics, etc., supplies.....	100.00	100.00	408.35		
0284 Miscellaneous supplies.....	100.00	100.00	240.27		
0292 Metals and metal products.....	100.00	100.00	291.26		
0293 Nonmetallic mineral products.....	50.00	50.00	108.32		
0294 Lumber and wood products.....	30.00	30.00	176.05		
0296 Paints and painters' materials.....	78.00	78.00	170.02		
0297 Hides, pelts, leather.....			22.12		
02 Total supplies and materials.....	7,646.00	6,368.00	10,970.95		
05 Communication service (postal service, post-office box rent).....	16.00	16.00	16.00		
Travel expenses:					
0601 Railway fares.....	1,000.00	500.00	771.41		
0610 Local transportation (car tokens).....	30.00	30.00	40.00		
06 Total travel expenses.....	1,030.00	530.00	811.41		
07 Transportation of things (service).....	2,800.00	1,800.00	3,901.11		
Special and miscellaneous current expenses:					
1370 Special and miscellaneous services.....	3,000.00	2,000.00	5,234.71		
1373 Rubbish, etc.....	45.00	45.00	45.00		
13 Total special and miscellaneous current expenses.....	3,045.00	2,045.00	5,279.71		

Estimates of appropriations required for the service of the fiscal year ending June 30, 1927—Continued

General object (title of appropriation), dates of acts, references to Statutes at Large, or to Revised Statutes, and estimated amount required for each detailed object				Total amount to be appropriated under each head of appropriation	Amount appropriated for the fiscal year ending June 30, 1926
Preservation of Collections, National Museum—Continued.					
	Estimated expenditures, 1927 appropriation	Estimated expenditures, 1926 appropriation	Expended and obligated, 1925		
Equipment:					
3018 Desk equipment, receptacles, etc.	\$10.00	\$10.00	\$12.64		
3021 Educational equipment, Museum stock (specimens)	2,000.00	1,000.00	1,282.26		
3022 Scientific equipment	200.00	200.00	452.20		
3051 Refrigeration equipment	50.00	50.00	111.00		
3052 Production and construction equipment	100.00	100.00	330.20		
3053 Transporting and conveying equipment	30.00	30.00	31.80		
3054 Fire-preventing and fire-fighting equipment	85.00	85.00	93.68		
3057 Cleaning, sanitation equipment	250.00	250.00	321.08		
30 Total equipment	2,725.00	1,725.00	2,664.86		
Total	450,000.00	441,082.00	434,070.96		
Buildings, National Museum: Repairs—					
For repairs of buildings, shops, and sheds, including all necessary labor and material, \$12,000, of which amount not to exceed \$7,620 may be expended for personal services in the District of Columbia (<i>R. S., sec. 5586; act Mar. 3, 1925, vol. 43, p. 1207</i>)				\$12,000.00	\$12,000.00
	Estimated expenditures, 1927 appropriation	Estimated expenditures, 1926 appropriation	Expended and obligated, 1925		
Departmental service:					
Salaries—					
Custodial service—					
Grade 6, \$1,500 to \$1,860; average, \$1,680—	Average—	Average—	Average—		
Mechanics	No. 4 Salary \$1,620	No. 4 Salary \$1,620	No. 4 Salary \$1,548		
Grade 4, \$1,140 to \$1,500; average, \$1,320—					
Undermechanic	1 1,140	1 1,140	1 1,140		
Total average number of employees	5	5	5		
01 Total salaries, departmental service	7,620.00	7,620.00	7,498.29		
Supplies and materials:					
0282 Mechanics, etc., supplies	70.00	70.00	68.82		
0292 Metals and metal products	150.00	160.00	157.17		
0293 Nonmetallic mineral products	200.00	200.00	205.29		
0294 Lumber and wood products	200.00	200.00	193.76		
0296 Paints and painters' materials	600.00	600.00	569.78		
02 Total supplies and materials	1,220.00	1,230.00	1,194.82		
12 Repairs and alterations	3,000.00	3,000.00	2,112.00		
13 Special and miscellaneous current expenses	50.00	50.00	25.00		
30 Ventilation and air purifying equipment	100.00	100.00	86.22		
Total	12,000.00	12,000.00	10,916.33		
Books, National Museum—					
For purchase of books, pamphlets, and periodicals for reference (<i>R. S., sec. 5586; act Mar. 3, 1925, vol. 43, p. 1207</i>)				1,500.00	1,500.00
	Estimated expenditures, 1927 appropriation	Estimated expenditures, 1926 appropriation	Expended and obligated, 1925		
30 Equipment (library stock)	\$1,500.00	\$1,500.00	\$1,970.49		
Postage, National Museum—					
For postage stamps and foreign postal cards (<i>R. S., sec. 5586; act Mar. 3, 1925, vol. 43, p. 1207</i>)				450.00	450.00
	Estimated expenditures, 1927 appropriation	Estimated expenditures, 1926 appropriation	Expended and obligated, 1925		
05 Communication service (postage)	\$450	\$450	\$450		

Estimates of appropriations required for the service of the fiscal year ending June 30, 1927—Continued

General object (title of appropriation), date of acts, references to Statutes at Large, or to Revised Statutes, and estimated amount required for each detailed object				Total amount to be appropriated under each head of appropriation	Amount appropriated for the fiscal year ending June 30, 1926
National Gallery of Art, Smithsonian Institution— National Gallery of Art: For the administration of the National Gallery of Art by the Smithsonian Institution, including compensation of necessary employees, purchase of necessary books of reference and periodicals, and necessary incidental expenses, [\$21,028] \$20,000 , of which amount not to exceed \$17,850 may be expended for personal services in the District of Columbia (<i>acts June 5, 1920, vol. 41, p. 892, sec. 1; Mar. 3, 1925, vol. 43, p. 1207</i>)				\$20,000.00	\$21,028.00
	Estimated expenditures, 1927 appropriation	Estimated expenditures, 1926 appropriation	Expended and obligated, 1925		
Departmental service:					
Salaries—					
Professional and scientific service—					
Grade 5, \$5,200 to \$6,000; average, \$5,600—					
Director, National Gallery of Art.....	Average— No. 1 Salary \$5,200	Average— No. 1 Salary \$5,200	Average— No. 1 Salary \$5,200		
Clerical, administrative, and fiscal service—					
Grade 4, \$1,680 to \$2,040; average, \$1,860—					
Clerk.....	1 1,860	1 1,860	1 1,860		
Grade 3, \$1,500 to \$1,800; average, \$1,680—					
Senior stenographer.....	1 1,740	1 1,740	1 1,740		
Grade 2, \$1,320 to \$1,680; average, \$1,500—					
Junior stenographer.....	1 1,320	1 1,320	1 1,320		
Grade 1, \$1,140 to \$1,500; average, \$1,320—					
Underclerk.....	1 1,320	1 1,320	1 1,260		
Custodial service—					
Grade 6, \$1,500 to \$1,800; average, \$1,680—					
Mechanic (cabinet maker).....	1 1,680	1 1,680	1 1,560		
Grade 3, \$1,020 to \$1,260; average, \$1,140—					
Guards (watchmen).....	3 1,020	3 1,020	2 1,020		
Grade 2, \$900 to \$1,140; average, \$1,020—					
Junior laborers.....	2 1,020	2 1,020	2 960		
Junior laborers (charwomen).....	2 376	2 376	2 376		
Total average number of employees.....	12 1/2	12 1/2	10 1/2		
01 Total salaries, departmental service.....	17,850.00	17,850.00	15,529.67		
Supplies and materials:					
0201 Stationery.....	30.00	30.00	28.87		
0204 Photographic supplies.....	215.00	215.00	264.19		
0282 Mechanics' engineers' and electricians' supplies, etc.....	60.00	60.00	60.17		
0293 Nonmetallic mineral products.....	20.00	20.00	16.13		
0294 Lumber and wood products.....	110.00	110.00	106.04		
02 Total supplies and materials.....	435.00	435.00	475.40		
05 Telegraph service.....	15.00	15.00	16.10		
Travel expenses:					
0601 Steam railway fares.....	75.00	75.00	74.04		
0610 Local transportation.....	25.00	25.00	20.00		
06 Total travel expenses.....	100.00	100.00	94.04		
Transportation of things (service)					
0700 Freight.....	50.00	340.00	2.50		
0710 Express.....	75.00	75.00	3.04		
0730 Local transportation of things (drayage).....	75.00	175.00	176.30		
07 Total transportation of things.....	190.00	590.00	181.84		
08 Lithographing, engraving and engrossing.....	5.00	5.00	4.00		
12 Special and miscellaneous repairs and alterations.....	5.00	5.00	6.55		
13 Special and miscellaneous services, not specified.....	50.00	50.00	42.00		
Equipment:					
3010 Furniture, furnishings, and fixtures.....	10.00	10.00	10.00		
3011 Chairs.....	25.00	25.00	24.95		
3012 Tables, desks, etc.....	25.00	125.00	124.42		
3017 Office machines and devices.....	160.00	160.00	213.35		
3018 Desk equipment.....	25.00	25.00	23.00		
3021 Educational equipment.....	1,075.00	1,575.00	1,547.09		
3022 Scientific equipment.....	15.00	15.00	14.70		
3053 Transporting and conveying equipment.....	15.00	43.00	33.45		
30 Total equipment.....	1,350.00	1,978.00	1,990.96		
Total.....	20,000.00	21,028.00	18,340.56		

Estimates of appropriations required for the service of the fiscal year ending June 30, 1927—Continued

General object (title of appropriation), dates of acts, references to Statutes at Large, or to Revised Statutes, and estimated amount required for each detailed object				Total amount to be appropriated under each head of appropriation	Amount appropriated for the fiscal year ending June 30, 1926
Printing and Binding, Smithsonian Institution— Printing and binding: For all printing and binding for the Smithsonian Institution, including all of its bureaus, offices, institutions, and services located in Washington, District of Columbia, and elsewhere, [\$90,000] \$75,000, [of which not to exceed \$7,000 shall be available for printing the report of the American Historical Association]: <i>Provided</i> , That the expenditure of this sum shall not be restricted to a pro rata amount in any period of the fiscal year (<i>acts Jan. 12, 1895, vol. 28, p. 616, sec. 73; Mar. 20, 1922, vol. 42, p. 436, sec. 1; Mar. 3, 1925, vol. 43, p. 1207</i>)				\$75,000.00	\$90,000.00
	Estimated expenditures, 1927 appropriation	Estimated expenditures, 1926 appropriation	Expended and obligated, 1925		
For printing and binding the annual reports of the Board of Regents, with general appendices, the editions of which shall not exceed 10,000 copies.....	\$12,000.00	\$12,500.00	\$22,597.17		
Under the Smithsonian Institution: For the annual reports of the National Museum, with general appendices, and for printing labels and blanks, and for the bulletins and proceedings of the National Museum, the editions of which shall not exceed 4,000 copies, and binding, in half morocco or material not more expensive, scientific books and pamphlets presented to or acquired by the National Museum library.....	35,500.00	42,500.00	37,500.00		
For the annual reports and bulletins of the Bureau of American Ethnology, and for miscellaneous printing and binding for the bureau.....	20,100.00	25,600.00	20,952.75		
For the annual report of the National Gallery of Art and for printing catalogues, labels, and blanks.....	1,200.00	1,200.00	1,000.00		
For miscellaneous printing and binding for the International Exchanges.....	300.00	300.00	200.00		
The International Catalogue of Scientific Literature.....	100.00	100.00	100.00		
The National Zoological Park.....	300.00	300.00	170.52		
The Astrophysical Observatory.....	500.00	500.00	299.84		
And for the annual report of the American Historical Association.....	5,000.00	7,000.00	6,995.76		
08 Total.....	75,000.00	90,000.00	89,816.04		
Expenses of Smithsonian Institution—Interest Account— Interest on the trust fund of one million dollars derived from the bequest of James Smithson and others to be used for the erection of buildings and expenses of the Smithsonian Institution (<i>R. S., p. 728, sec. 3689</i>)				60,000.00	60,000.00
	Estimated expenditures, 1927 appropriation	Estimated expenditures, 1926 appropriation	Expended and obligated, 1925		
13 General expenses of the Smithsonian Institution....	\$60,000	\$60,000	\$60,000		
Total under Smithsonian Institution.....				858,240.00	874,020.00
TARIFF COMMISSION					
United States Tariff Commission— For salaries and expenses of the United States Tariff Commission, including purchase and exchange of labor-saving devices, the purchase of professional and scientific books, law books, books of reference, newspapers and periodicals, and contract stenographic reporting services, as may be necessary, as authorized under Title VII of the act entitled "An act to increase the revenue, and for other purposes," approved September 8, 1916, and under sections 315, 316, 317, and 318 of the act entitled "An act to provide revenue, to regulate commerce with foreign countries, to encourage the industries of the United States, and for other purposes," approved September 21, 1922 [\$712,000] \$690,500 , of which amount not to exceed [\$569,980] \$551,780 may be expended for personal services in the District of Columbia: <i>Provided</i> , That no part of the this appropriation shall be used to pay the salary of any member of the United States Tariff Commission who shall hereafter participate in any proceedings under said sections 315, 316, 317, and 318 of said act, approved September 21, 1922, wherein he or any member of his family has any special, direct, and pecuniary interest, or in which he has acted as attorney or special representative (<i>acts Sept. 8, 1916, vol. 39, pp. 795-798; Sept. 21, 1922, vol. 42, pp. 841-847; Mar. 3, 1925, vol. 43, p. 1208</i>)					
				690,500.00	712,000.00

Estimates of appropriations required for the service of the fiscal year ending June 30, 1927—Continued

General object (title of appropriation), date of acts, references to Statutes at Large, or to Revised Statutes, and estimated amount required for each detailed object	Estimated expenditures, 1927 appropriation		Estimated expenditures, 1926 appropriation		Expended and obligated, 1925	
United States Tariff Commission—Continued.						
Departmental service:						
Salaries—						
Clerical, administrative, and fiscal service—						
Grade 14, \$7,500 and over—						
Special executive officers (commissioners).....	No. 6	Average—Salary \$7,500	No. 6	Average—Salary \$7,500	No. 5½	Average—Salary \$7,450
Grade 13, \$6,000 to \$7,500; average, \$6,750—						
Executive accountant and auditor (chief investigator).....	1	6,000	1	6,000	1	6,000
Grade 12, \$5,200 to \$6,000; average, \$5,600—						
Senior administrative officer (secretary).....	1	5,200	1	5,200	1	5,200
Chief accountant and auditor.....					1½	5,200
Grade 11, \$3,800 to \$5,000; average, \$4,400—						
Assistant chief accountant and auditor (chief of division).....	1	3,800	1	3,800	1½	3,800
Assistant chief investigator.....	1	3,800	1	3,800	1½	3,800
Grade 10, \$3,300 to \$3,900; average, \$3,600—						
Senior accountant and auditor (chief of division).....					1½	3,300
Grade 9, \$3,000 to \$3,600; average, \$3,300—						
Senior administrative assistant (assistant to the secretary).....	1	3,200	1	3,200	1	3,008
Accountants and auditors.....	5	3,000	6	3,000	4½	3,011
Grade 7, \$2,400 to \$3,000; average, \$2,700—						
Assistant accountants and auditors.....	14	2,621	14	2,621	6½	2,567
Assistant editors.....	2	2,850	3	2,700	1½	2,796
Grade 6, \$2,100 to \$2,700; average, \$2,400—						
Principal clerks (chiefs of section).....	3	2,233	3	2,233	2	2,102
Principal accounting and auditing assistants.....	6	2,233	6	2,233	1	2,308
Principal translator.....	1	2,400	1	2,400		
Grade 5, \$1,800 to \$2,400; average, \$2,111—						
Senior clerks.....	5	2,036	5	2,036	4½	2,124
Head stenographer (chief of section).....	1	2,300	1	2,300	1	2,300
Senior clerk-stenographers.....	5	2,260	5	2,260	6	2,286
Senior accounting and auditing assistants.....	6	2,000	8	1,990	19½	2,085
Senior translator.....					1	2,304
Grade 4, \$1,650 to \$2,040; average, \$1,860—						
Clerks.....	18	1,860	18	1,860	17	1,765
Principal stenographers.....	4	1,695	4	1,695	2½	1,720
Clerk-stenographers.....	6	1,860	6	1,860	6	1,821
Office draftsmen.....	1	1,680	1	1,680	1	1,638
Grade 3, \$1,500 to \$1,860; average, \$1,680—						
Assistant clerks.....	12	1,595	12	1,590	14½	1,559
Senior stenographers.....	12	1,590	12	1,590	10½	1,548
Assistant clerk-stenographer.....	1	1,860	1	1,860	1	1,860
Assistant office draftsman.....	1	1,500	1	1,500		
Grade 2, \$1,320 to \$1,680; average, \$1,500—						
Junior clerk.....	1	1,560	1	1,560	1½	1,500
Junior stenographers.....	5	1,392	5	1,392	4½	1,381
Junior clerk-typist.....	1	1,500	1	1,500	1	1,443
Junior operators, office devices.....	3	1,460	3	1,460	2½	1,406
Grade 1, \$1,140 to \$1,500; average, \$1,320—						
Underclerk.....	1	1,320	1	1,320	1½	1,320
Underoperator, office devices.....	1	1,320	1	1,320	1	1,205
Custodial service—						
Grade 5, \$1,320 to \$1,680; average, \$1,500—						
Junior mechanic.....	1	1,560	1	1,560	1	1,560
Grade 3, \$1,020 to \$1,260; average, \$1,140—						
Messengers.....	6	1,140	6	1,140	6	1,111
Professional and scientific service—						
Grade 6, \$6,000 to \$7,500; average, \$6,750—						
Chief economic analyst (chief economist).....	1	7,500	1	7,500	1½	7,500
Grade 5, \$5,200 to \$6,000; average, \$5,600—						
Senior economic analysts (chiefs of division).....	6	5,467	6	5,467	4½	5,468
Senior attorney (chief of division).....	1	5,200	1	5,200	1	5,200
Grade 4, \$3,800 to \$5,000; average, \$4,400—						
Economic analysts.....	19	4,108	20	4,200	18½	4,046
Grade 3, \$3,000 to \$3,600; average, \$3,300—						
Associate economic analysts.....	20	3,265	20	3,280	18½	3,187
Grade 2, \$2,400 to \$3,000; average, \$2,700—						
Assistant economic analysts.....	17	2,629	18	2,617	16½	2,646
Assistant attorney.....	1	2,800	1	2,800	1	2,800
Assistant librarian.....	1	2,500	1	2,500	1	2,500
Grade 1, \$1,860 to \$2,400; average, \$2,111—						
Junior economic analysts.....	3	2,120	3	2,120	3	2,116
Junior librarian.....	1	2,100	1	2,100	1	2,100
Subprofessional service—						
Grade 3, \$1,320 to \$1,680; average, \$1,500—						
Under library assistant.....	1	1,680	1	1,680	1	1,680
Total average number of employees.....	204		210		194½	
Total salaries, departmental service.....		551,780.00		569,700.00		504,751.75
The difference between 1927 and 1926 is due to decrease in force, \$17,920.						
Field service:						
Salaries and wages—						
Salary range, \$6,000 to \$7,500; average, \$6,750—						
Representative in charge.....	1	6,000	1	6,000	1	6,000
Salary range, \$5,200 to \$6,000; average, \$5,600—						
Special experts.....	2	5,600	2	5,600	1½	5,934
Salary range, \$3,800 to \$5,000; average, \$4,400—						
Chief of office.....	1	4,500	1	4,500	1	3,858
Special expert.....					1½	4,397
Salary range, \$3,300 to \$3,900; average, \$3,600—						
Special expert.....					1½	3,832
Salary range, \$2,700 to \$3,300; average, \$3,000—						
Special expert.....	1	3,000	1	3,000	1	3,000

Estimates of appropriations required for the service of the fiscal year ending June 30, 1927—Continued

General object (title of appropriation), dates of acts, references to Statutes at Large, or to Revised Statutes, and estimated amount required for each detailed object				Total amount to be appropriated under each head of appropriation	Amount appropriated for the fiscal year ending June 30, 1926
<i>United States Tariff Commission—Continued.</i>					
	Estimated expenditures, 1927 appropriation	Estimated expenditures, 1926 appropriation	Expended and obligated, 1925		
Field service—Continued.					
Salaries and wages—Continued.	Average—	Average—	Average—		
Salary range, \$2,400 to \$3,000; average, \$2,700—	No. 1 Salary \$2,800	No. 1 Salary \$2,800	No. 1 Salary \$2,764		
Assistant investigator	1	1	1		
Salary range, \$1,860 to \$2,400; average, \$2,100—					
Senior clerks	3 1,860	3 1,860	1½ 1,716		
Salary range, \$1,500 to \$1,860; average, \$1,680—					
Clerks	2 1,560	1 1,620	1 1,563		
Salary range, \$1,140 to \$1,500; average, \$1,320—					
Messenger	1 1,320	1 1,320	1 1,270		
Clerk	1 1,200	1 1,200			
Salary range, \$900 to \$1,140; average, \$1,020—					
Clerk			½ 900		
Total average number of employees	13	12	12		
Total salaries and wages, field service	38,720	37,220	43,952.93		
The difference between 1927 and 1926 is due to increase in force, \$1,500.					
01 Total personal services	590,500.00	606,920.00	1,548,704.68		
Supplies and materials:					
0200 Stationery and office supplies	5,000.00	5,500.00	5,621.06		
0210 Medical and hospital supplies	3.00	3.00	1.45		
0220 Educational and scientific supplies	1,500.00	2,000.00	1,788.91		
0280 Sundries supplies	497.00	497.00	323.49		
02 Total supplies and materials	7,000.00	8,000.00	7,734.91		
Communication services:					
0500 Telegraph service	500.00	500.00	489.69		
0510 Telephone service	1,800.00	1,800.00	1,326.79		
05 Total communication service	2,300.00	2,300.00	1,816.48		
Travel expenses:					
0600 Commercial transportation	40,000.00	40,000.00	26,582.81		
0610 Local transportation	1,300.00	1,500.00	1,064.45		
0630 Per diem in lieu of subsistence	38,000.00	40,000.00	23,387.66		
0690 Miscellaneous expenses incident to travel	2,000.00	2,500.00	2,119.14		
06 Total travel expenses	81,300.00	84,000.00	53,154.06		
07 Transportation of things	100.00	100.00	78.11		
08 Stenographic service	1,500.00	1,500.00	1,131.00		
11 Rent of office building	600.00	600.00	445.36		
12 Repairs and alterations	500.00	500.00	350.50		
13 Special and miscellaneous expenses	700.00	700.00	408.75		
30 Furniture, furnishings and fixtures	6,000.00	7,380.00	6,305.06		
Total	100,000.00	105,080.00	71,424.23		
Total	690,500.00	712,000.00	620,128.91		
¹ Special temporary service included, \$2,501.28.					
<i>Printing and Binding, United States Tariff Commission—</i>					
For all printing and binding for the Tariff Commission (act Mar. 3, 1925, vol. 43, p. 1208)				\$8,500.00	\$9,500.00
	Estimated expenditures, 1927 appropriation	Estimated expenditures, 1926 appropriation	Expended and obligated, 1925		
02011 Printed forms and letter heads	\$1,400.00	\$1,400.00	\$1,393.39		
0800 Printing and binding (surveys, etc.)	7,100.00	8,100.00	8,561.96		
Total	8,500.00	9,500.00	9,955.35		
Total, United States Tariff Commission				699,000.00	721,500.00
UNITED STATES GEOGRAPHIC BOARD					
<i>Printing and Binding, United States Geographic Board—</i>					
For stationery and printing and binding (act Mar. 3, 1925, vol. 43, p. 1208)				345.00	550.00
	Estimated expenditures, 1927 appropriation	Estimated expenditures, 1926 appropriation	Expended and obligated, 1925		
08 Printing and binding	\$345.00	\$550.00	\$355.80		

Estimates of appropriations required for the service of the fiscal year ending June 30, 1927—Continued

General object (title of appropriation), date of acts, references to Statutes at Large, or to Revised Statutes, and estimated amount required for each detailed object	Total amount to be appropriated under each head of appropriation	Amount appropriated for the fiscal year ending June 30, 1926
UNITED STATES SHIPPING BOARD		
Salaries and Expenses, United States Shipping Board— For seven commissioners at \$12,000 each per annum (acts Sept. 7, 1916, vol. 39, p. 728, secs. 1-26; June 5, 1920, vol. 41, pp. 988-1008, secs. 1-25; June 7, 1924, vol. 43, p. 529; Mar. 3, 1925, vol. 43, pp. 1208-1209)-----	\$84,000.00	\$84,000.00
For all other expenditures authorized by the act approved September 7, 1916, as amended, and by the act approved June 5, 1920, including the compensation of a secretary to the board, attorneys, officers, naval architects, special experts, examiners and clerks, including one admiralty counsel at \$10,000 per annum [and one special expert at \$8,000 per annum], and other employees in the District of Columbia and elsewhere; and for all other expenses of the board, including the rental of quarters outside the District of Columbia, law books, books of reference, periodicals, and actual and necessary expenses of members of the board, its special experts, and other employees, or per diem in lieu of subsistence when allowed pursuant to section 13 of the sundry civil appropriation act approved August 1, 1914, while upon official business away from their designated posts of duty, and for the employment by contract or otherwise of expert stenographic reporters for its official reporting work, and including the investigation of foreign discrimination against vessels and shippers of the United States, and for the investigation of transportation of immigrants in vessels of the United States Shipping Board, [\$238,000] \$208,574, of which amount not to exceed \$180,514 may be expended for personal services in the District of Columbia: Provided, That no part of the moneys made available by this act for the United States Shipping Board or the United States Shipping Board Emergency Fleet Corporation shall be used to pay to an assistant to a member of the Shipping Board a salary in excess of \$6,500 per annum (acts Sept. 7, 1916, vol. 39, p. 728, secs. 1-26; June 5, 1920, vol. 41, pp. 988-1008, secs. 1-25; June 7, 1924, vol. 43, p. 529; Mar. 3, 1925, vol. 43, pp. 1208-1209)-----	208,574.00	238,000.00
	292,574.00	322,000.00
		</

Estimates of appropriations required for the service of the fiscal year ending June 30, 1927—Continued

General object (title of appropriation), date of acts, references to Statutes at Large, or to Revised Statutes, and estimated amount required for each detailed object

Total amount to be appropriated under each head of appropriation

Amount appropriated for the fiscal year ending June 30, 1926

Salaries and Expenses, United States Shipping Board—Continued.

	Estimated expenditures, 1927 appropriation		Estimated expenditures, 1926 appropriation		Expended and obligated, 1925	
Departmental service—Continued.						
Salaries—Continued.						
Professional and scientific service—	<i>Average—</i>		<i>Average—</i>		<i>Average—</i>	
Grade 6, \$8,000 to \$7,500; average \$6,750—	No.	Salary	No.	Salary	No.	Salary
Chief attorneys.....	2	\$8,750	2	\$8,750	2	\$8,750
Grade 4, \$3,800 to \$5,000; average \$4,400—						
Attorneys.....	3	4,333	3	4,333	2½	4,414
Economic analyst.....					1½	3,800
Grade 3, \$3,000 to \$3,600; average \$3,300—						
Associate attorney.....					1½	3,300
Grade 2, \$2,400 to \$3,000; average \$2,700—						
Assistant attorneys.....	2	2,700	2	2,700	1½	2,700
Grade 1, \$1,800 to \$2,400; average \$2,111.42—						
Junior librarian.....	1	2,000	1	2,000	1	2,000
Subprofessional service—						
Grade 4, \$1,500 to \$1,800; average \$1,680—						
Junior library assistant.....	1	1,500	1	1,500	1½	1,560
Custodial service—						
Grade 7, \$1,680 to \$2,040; average \$1,860—						
Senior mechanic.....	1	1,980	1	1,980	1	1,980
Grade 6, \$1,500 to \$1,800; average \$1,680—						
Mechanic.....					1½	1,683
Grade 4, \$1,140 to \$1,500; average \$1,320—						
Assistant foreman of laborers.....	1	1,200	1	1,200	1	1,200
Grade 3, \$1,020 to \$1,260; average \$1,140—						
Messenger.....	1	1,200	1	1,200	1½	1,200
Senior laborers.....	2	1,080	2	1,080	2	1,080
Grade 2, \$900 to \$1,140; average \$1,020—						
Junior laborers.....	3	920	3	920	3	920
01 Total number of employees.....	89		94		89½	
Total salaries, departmental service.....		264,514		283,360		272,739.15
The difference between 1927 and 1926 is due to decrease in force, \$18,846.						
Supplies and materials:						
0200 Stationery and office supplies.....		3,500.00		4,800.00		4,199.30
0280 Sundry supplies.....		100.00		180.00		82.94
C2 Total supplies and materials.....		3,600.00		4,980.00		4,282.24
Communication service:						
0500 Telegraph service.....		500.00		500.00		441.85
0510 Telephone service.....		6,500.00		6,500.00		6,494.55
05 Total communication service.....		7,000.00		7,000.00		6,936.40
06 Travel expenses.....		9,000.00		9,500.00		10,256.24
08 Lithographing, engraving, stenographic work, typewriting (job work).....		200.00		200.00		255.90
11 Rents.....		5,500.00		5,500.00		5,591.48
12 Repairs and alterations.....		200.00		200.00		405.96
Equipment:						
3010 Furniture, furnishings, and fixtures.....		1,500.00		3,800.00		3,239.03
3020 Educational and scientific equipment.....		1,000.00		1,400.00		1,371.82
3050 Other equipment.....		60.00		60.00		61.11
30 Total equipment.....		2,560.00		5,260.00		4,671.96
Reserve.....				6,000.00		
Total.....		292,574.00		322,000.00		305,139.35

Printing and Binding, United States Shipping Board—

For all printing and binding for the United States Shipping Board, including all of its bureaus, offices, institutions and services located in Washington, District of Columbia and elsewhere (*acts Mar. 20, 1922, vol. 42, p. 436, sec. 1; June 7, 1924, vol. 43, p. 529; Mar. 3, 1925, vol. 43, pp. 1208-1209*)

\$6,000.00

\$8,000.00

	Estimated expenditures, 1927 appropriation	Estimated expenditures, 1926 appropriation	Expended and obligated, 1925
02011 Forms, letterheads, etc.....	\$500.00	\$500.00	\$422.12
06 Annual Report, United States Shipping Board.....	1,500.00	1,500.00	1,343.63
06 Report on water-borne commerce by United States ports.....	2,000.00	2,000.00	
06 Bureau of Statistics special reports.....	1,500.00	3,000.00	2,400.00
06 Publications, subscriptions, and binding.....	500.00	500.00	421.97
Reserve.....		500.00	
Total.....	6,000.00	8,000.00	4,587.72

Estimates of appropriations required for the service of the fiscal year ending June 30, 1927—Continued

General object (title of appropriation), date of acts, references to Statutes at Large, or to Revised Statutes, and estimated amount required for each detailed object	Total amount to be appropriated under each head of appropriation	Amount appropriated for the fiscal year ending June 30, 1926
<p>Emergency Shipping Fund— For expenses of the United States Shipping Board Emergency Fleet Corporation during the fiscal year ending June 30, [1926] 1927, for administrative purposes, miscellaneous adjustments, losses due to the maintenance and operation of ships, for the repair of ships, and for carrying out the provisions of the merchant marine act, 1920, (a) the amount on hand July 1, [1925] 1926, but not in excess of the sums sufficient to cover all obligations incurred prior to July 1, [1925] 1926, and then unpaid; (b) [\$24,000,000] \$13,900,000; (c) the amount received during the fiscal year ending June 30, [1926] 1927, from the operation of ships: <i>Provided</i>, That no part of these sums shall be used for the payment of claims other than those resulting from current operation and maintenance; (d) so much of the total proceeds of all sales pertaining to liquidation received during the fiscal year [1926] 1927, but not exceeding [\$4,000,000] \$3,000,000, as is necessary to meet the expenses of liquidation, including also the cost of the tie-up and the salaries and expenses of the personnel directly engaged in liquidation: <i>Provided</i>, That no part of this sum shall be used for the payment of claims (acts Sept. 7, 1916, vol. 39, p. 723, sec. 11; June 5, 1920, vol. 41, p. 391, sec. 1; Mar. 4, 1921, vol. 41, p. 1382, sec. 1; June 16, 1921, vol. 42, p. 35, sec. 1; Aug. 24, 1921, vol. 42, p. 192, sec. 1; June 12, 1922, vol. 42, p. 647, sec. 1; Feb. 13, 1923, vol. 42, p. 1241, sec. 1; June 7, 1924, vol. 43, pp. 530, 531; Mar. 3, 1925, vol. 43, pp. 1203-1209) ----- That portion of the special claims appropriation, contained in the independent offices appropriation act for the fiscal year 1923, committed prior to July 1, 1923, and remaining unexpended on June 30, [1925] 1926 shall continue available until June 30, [1926] 1927, for the same purposes and under the same conditions. No part of the sums appropriated in this act shall be used to pay the compensation of any attorney, regular or special, for the United States Shipping Board or the United States Shipping Board Emergency Fleet Corporation unless the contract of employment has been approved by the Attorney General of the United States. No officer or employee of the United States Shipping Board or the United States Shipping Board Emergency Fleet Corporation shall be paid a salary or compensation at a rate per annum in excess of \$10,000 except the following: One at not to exceed [\$25,000] \$18,000 and [seven] three at not to exceed [\$18,000] \$15,000 each: <i>Provided</i>, That not more than \$1,600,000 may be expended for personal services in the District of Columbia. No part of the sums appropriated in this act shall be available for the payment of certified public accountants, their agents or employees, and all auditing of every nature requiring the services of outside auditors shall be furnished through the Bureau of Efficiency: <i>Provided</i>, That nothing herein contained shall limit the United States Shipping Board or the United States Shipping Board Emergency Fleet Corporation from employing outside auditors to audit claims in litigation for or against the United States Shipping Board or the United States Shipping Board Emergency Fleet Corporation. No part of the sums appropriated in this act shall be used for actual expenses of subsistence exceeding \$5 a day or per diem in lieu of subsistence exceeding \$4 for any officer or employee of the United States Shipping Board or the United States Shipping Board Emergency Fleet Corporation. No part of the funds of the United States Shipping Board Emergency Fleet Corporation shall be available for the rent of buildings in the District of Columbia during the fiscal year [1926] 1927 if suitable space is provided for said corporation by the Public Buildings Commission. [That all claims of the Navy Department against the United States Shipping Board and the United States Shipping Board Emergency Fleet Corporation and all claims of the United States Shipping Board or the United States Shipping Board Emergency Fleet Corporation against the Navy Department arising prior to July 1, 1921, be canceled: <i>Provided</i>, That no claim on the part of the United States Shipping Board Emergency Fleet Corporation, or the Navy Department, as against any private individual, firm, association or corporation other than the United States Shipping Board Emergency Fleet Corporation, is canceled or otherwise affected in any way by this paragraph.]</p>	\$13, 900, 000. 00	\$24, 000, 000. 00
Total, Shipping Board and Emergency Fleet Corporation.-----	14, 198, 574. 00	24, 330, 000. 00

Estimates of appropriations required for the service of the fiscal year ending June 30, 1927—Continued

General object (title of appropriation), date of acts, references to Statutes at Large, or to Revised Statutes, and estimated amount required for each detailed object	Total amount to be appropriated under each head of appropriation	Amount appropriated for the fiscal year ending June 30, 1926																																																																																																																
<p style="text-align: center;">UNITED STATES VETERANS' BUREAU</p> <p>Salaries and Expenses, Veterans' Bureau—</p> <p>For carrying out the provisions of an act entitled "An act to establish a Veterans' Bureau and to improve the facilities and services of such bureau and to further amend and modify the war risk insurance act approved August 9, 1921," and to carry out the provisions of the act entitled "World War veterans' act, 1924," approved June 7, 1924, and amended March 4, 1925, and for administrative expenses in carrying out the provisions of the World War adjusted-compensation act of May 19, 1924, including salaries of personnel in the District of Columbia and elsewhere in accordance with the classification act of 1923, and expenses of the central office at Washington, District of Columbia, and regional offices and suboffices, and including salaries, stationery, and minor office supplies, furniture, equipment, and supplies, rentals and alterations, heat, light, and water, miscellaneous expenses, including telephones, telegrams, freight, express, law books, books of reference, periodicals, ambulance service, towel service, laundry service, repairs to equipment, storage, ice, taxi service, car fare, stamps, and box rent, traveling and subsistence, including the expenses, except membership fees, of employees detailed by the Director to attend meetings of associations for the promotion of medical science, salaries and expenses of employees engaged in field investigation, passenger-carrying and other motor vehicles, including purchase, maintenance, repairs, and operation of same, salaries and operating expenses of the Arlington Building and annex, including repairs and mechanical equipment, fuel, electric current, ice, ash removal, and miscellaneous items; and including the salaries and allowances, where applicable, wages, travel and subsistence of civil employees at the United States Veterans' hospitals, supply depots, dispensaries, and clinics, [and vocational schools, \$45,500,000] \$44,000,000: <i>Provided, That the personnel of the medical service of the United States Veterans' Bureau, in addition to their compensation, when transferred from one official station to another for permanent duty, may be allowed, within the discretion and under written order of the Director, the expenses incurred for packing, crating, drayage, and transportation of their household effects and other personal property not exceeding in all 5,000 pounds: Provided further, That on the first day of each regular session of Congress the Director of the Veterans' Bureau shall transmit to the President of the Senate and the Speaker of the House of Representatives a statement giving in detail (a) the total number of positions at a rate of \$2,000 or more per annum, (b) the rate of salary attached to each position, (c) the number of positions at each rate in the central office and in each regional office or suboffice and hospital, and (d) a brief statement of the duties of each position.</i></p> <p>Such portion of this appropriation as may be necessary shall be allotted from time to time by the United States Veterans' Bureau to the Public Health Service and shall be available for expenditure by the Public Health Service for necessary personnel, the pay and allowances, and travel of commissioned officers of the Public Health Service detailed to the United States Veterans' Bureau for duty (<i>acts Mar. 3, 1919, vol. 40, p. 1302; Aug. 9, 1921, vol. 42, p. 149, sec. 8; June 12, 1922, vol. 42, p. 648, sec. 1; Feb. 13, 1923, vol. 42, p. 1243, sec. 1; June 7, 1924, vol. 43, p. 532; Mar. 3, 1925, vol. 43, p. 1208</i>)</p>	<p style="text-align: right;">\$44, 000, 000. 00</p>	<p style="text-align: right;">\$45, 500, 000. 00</p>																																																																																																																
<table><tr><td></td><td>Estimated expenditures, 1927 appropriation</td><td>Estimated expenditures, 1926 appropriation</td><td>Expended and obligated, 1925</td></tr><tr><td>Departmental service:</td><td></td><td></td><td></td></tr><tr><td>Salaries—</td><td></td><td></td><td></td></tr><tr><td>Clerical, administrative, and fiscal service—</td><td></td><td></td><td></td></tr><tr><td>Grade 14, \$7,500 and over—</td><td></td><td></td><td></td></tr><tr><td>Special executive officer (director of the bureau)</td><td>Average— No. 1 Salary \$10,000</td><td>Average— No. 1 Salary \$10,000</td><td>Average— No. 1 Salary \$10,000</td></tr><tr><td>Grade 13, \$6,000 to \$7,500; average, \$6,750—</td><td></td><td></td><td></td></tr><tr><td>Executive officers (assistant directors)</td><td>6 7,500</td><td>6 7,500</td><td>6 7,500</td></tr><tr><td>Grade 12, \$5,200 to \$6,000; average, \$5,600—</td><td></td><td></td><td></td></tr><tr><td>Senior administrative officers</td><td>7 5,600</td><td>7 5,600</td><td>4 5,450</td></tr><tr><td>Grade 11, \$3,800 to \$5,000; average, \$4,400—</td><td></td><td></td><td></td></tr><tr><td>Administrative officers</td><td>18 4,389</td><td>18 4,389</td><td>18 4,227</td></tr><tr><td>Assistant chief investigators</td><td>2 4,500</td><td>2 4,500</td><td>2 4,500</td></tr><tr><td>Grade 10, \$3,300 to \$3,900; average, \$3,600—</td><td></td><td></td><td></td></tr><tr><td>Junior administrative officers</td><td>11 3,600</td><td>11 3,600</td><td>7 3,657</td></tr><tr><td>Grade 9, \$3,000 to \$3,600; average, \$3,300—</td><td></td><td></td><td></td></tr><tr><td>Senior administrative assistants</td><td>32 3,300</td><td>32 3,300</td><td>36 3,157</td></tr><tr><td>Traffic manager</td><td>1 3,300</td><td>1 3,300</td><td>1 3,300</td></tr><tr><td>Investigator</td><td>1 3,300</td><td>1 3,300</td><td>1 3,250</td></tr><tr><td>Grade 8, \$2,700 to \$3,300; average \$3,000—</td><td></td><td></td><td></td></tr><tr><td>Administrative assistants</td><td>38 3,000</td><td>38 3,000</td><td>18 2,967</td></tr><tr><td>Grade 7, \$2,400 to \$3,000; average, \$2,700—</td><td></td><td></td><td></td></tr><tr><td>Junior administrative assistants</td><td>50 2,694</td><td>50 2,694</td><td>56 2,626</td></tr><tr><td>Assistant investigator</td><td>1 3,000</td><td>1 3,000</td><td>1 3,000</td></tr><tr><td>Grade 6, \$2,100 to \$2,700; average, \$2,400—</td><td></td><td></td><td></td></tr><tr><td>Principal clerks</td><td>148 2,400</td><td>148 2,400</td><td>50 2,293</td></tr><tr><td>Principal investigating assistant</td><td>1 2,400</td><td>1 2,400</td><td>1 2,400</td></tr><tr><td>Principal translators</td><td>3 2,400</td><td>3 2,400</td><td>3 2,400</td></tr></table>		Estimated expenditures, 1927 appropriation	Estimated expenditures, 1926 appropriation	Expended and obligated, 1925	Departmental service:				Salaries—				Clerical, administrative, and fiscal service—				Grade 14, \$7,500 and over—				Special executive officer (director of the bureau)	Average— No. 1 Salary \$10,000	Average— No. 1 Salary \$10,000	Average— No. 1 Salary \$10,000	Grade 13, \$6,000 to \$7,500; average, \$6,750—				Executive officers (assistant directors)	6 7,500	6 7,500	6 7,500	Grade 12, \$5,200 to \$6,000; average, \$5,600—				Senior administrative officers	7 5,600	7 5,600	4 5,450	Grade 11, \$3,800 to \$5,000; average, \$4,400—				Administrative officers	18 4,389	18 4,389	18 4,227	Assistant chief investigators	2 4,500	2 4,500	2 4,500	Grade 10, \$3,300 to \$3,900; average, \$3,600—				Junior administrative officers	11 3,600	11 3,600	7 3,657	Grade 9, \$3,000 to \$3,600; average, \$3,300—				Senior administrative assistants	32 3,300	32 3,300	36 3,157	Traffic manager	1 3,300	1 3,300	1 3,300	Investigator	1 3,300	1 3,300	1 3,250	Grade 8, \$2,700 to \$3,300; average \$3,000—				Administrative assistants	38 3,000	38 3,000	18 2,967	Grade 7, \$2,400 to \$3,000; average, \$2,700—				Junior administrative assistants	50 2,694	50 2,694	56 2,626	Assistant investigator	1 3,000	1 3,000	1 3,000	Grade 6, \$2,100 to \$2,700; average, \$2,400—				Principal clerks	148 2,400	148 2,400	50 2,293	Principal investigating assistant	1 2,400	1 2,400	1 2,400	Principal translators	3 2,400	3 2,400	3 2,400		
	Estimated expenditures, 1927 appropriation	Estimated expenditures, 1926 appropriation	Expended and obligated, 1925																																																																																																															
Departmental service:																																																																																																																		
Salaries—																																																																																																																		
Clerical, administrative, and fiscal service—																																																																																																																		
Grade 14, \$7,500 and over—																																																																																																																		
Special executive officer (director of the bureau)	Average— No. 1 Salary \$10,000	Average— No. 1 Salary \$10,000	Average— No. 1 Salary \$10,000																																																																																																															
Grade 13, \$6,000 to \$7,500; average, \$6,750—																																																																																																																		
Executive officers (assistant directors)	6 7,500	6 7,500	6 7,500																																																																																																															
Grade 12, \$5,200 to \$6,000; average, \$5,600—																																																																																																																		
Senior administrative officers	7 5,600	7 5,600	4 5,450																																																																																																															
Grade 11, \$3,800 to \$5,000; average, \$4,400—																																																																																																																		
Administrative officers	18 4,389	18 4,389	18 4,227																																																																																																															
Assistant chief investigators	2 4,500	2 4,500	2 4,500																																																																																																															
Grade 10, \$3,300 to \$3,900; average, \$3,600—																																																																																																																		
Junior administrative officers	11 3,600	11 3,600	7 3,657																																																																																																															
Grade 9, \$3,000 to \$3,600; average, \$3,300—																																																																																																																		
Senior administrative assistants	32 3,300	32 3,300	36 3,157																																																																																																															
Traffic manager	1 3,300	1 3,300	1 3,300																																																																																																															
Investigator	1 3,300	1 3,300	1 3,250																																																																																																															
Grade 8, \$2,700 to \$3,300; average \$3,000—																																																																																																																		
Administrative assistants	38 3,000	38 3,000	18 2,967																																																																																																															
Grade 7, \$2,400 to \$3,000; average, \$2,700—																																																																																																																		
Junior administrative assistants	50 2,694	50 2,694	56 2,626																																																																																																															
Assistant investigator	1 3,000	1 3,000	1 3,000																																																																																																															
Grade 6, \$2,100 to \$2,700; average, \$2,400—																																																																																																																		
Principal clerks	148 2,400	148 2,400	50 2,293																																																																																																															
Principal investigating assistant	1 2,400	1 2,400	1 2,400																																																																																																															
Principal translators	3 2,400	3 2,400	3 2,400																																																																																																															

Estimates of appropriations required for the service of the fiscal year ending June 30, 1927—Continued

General object (title of appropriation), date of acts, references to Statutes at Large, or to Revised Statutes, and estimated amount required for each detailed object	Estimated expenditures, 1927 appropriation		Estimated expenditures, 1926 appropriation		Expended and obligated, 1925		Total amount to be appropriated under each head of appropriation	Amount appropriated for the fiscal year ending June 30, 1926
Salaries and Expenses, Veterans' Bureau—Continued.								
Departmental service—Continued.								
Salaries—Continued.								
Clerical, administrative, and fiscal service—Con.								
Grade 5, \$1,860 to \$2,400; average, \$2,111.42—	Average—		Average—		Average—			
	No.	Salary	No.	Salary	No.	Salary		
Senior clerks	124	\$2,099	124	\$2,075	195	\$2,022		
Head stenographers	2	2,100	2	2,040	2	2,040		
Senior clerk-stenographers	20	2,100	20	2,100	20	1,985		
Senior transportation-rate and traffic clerk	1	2,100	1	2,100	1	2,100		
Senior investigating assistants	4	2,100	4	2,050	4	2,050		
Senior translator	1	2,300	1	2,300	1	2,300		
Grade 4, \$1,680 to \$2,040; average, \$1,860—								
Clerks	281	1,713	281	1,713	279	1,683		
Principal stenographers	10	1,860	10	1,860	10	1,860		
Clerk-stenographers	34	1,860	34	1,802	34	1,802		
Head operators (office devices)	3	1,860	3	1,850	3	1,860		
Translators	3	1,860	3	1,860	3	1,860		
Office draftsman	1	1,860	1	1,860	1	1,860		
Grade 3, \$1,500 to \$1,860; average, \$1,680—								
Assistant clerks	1,008	1,678	1,024	1,677	1,055	1,622		
Head typists	14	1,680	15	1,640	14	1,610		
Senior stenographers	62	1,620	64	1,620	62	1,580		
Assistant clerk-stenographers	70	1,680	71	1,644	70	1,635		
Junior transportation-rate and traffic clerk	1	1,860	1	1,860	1	1,860		
Senior operators (office devices)	14	1,667	15	1,620	14	1,620		
Assistant translator	1	1,680	1	1,680	1	1,680		
Assistant office draftsmen	8	1,680	8	1,680	8	1,680		
Grade 2, \$1,320 to \$1,680; average, \$1,500—								
Junior clerks	650	1,500	662	1,493	706	1,469		
Senior typists	64	1,500	66	1,495	66	1,495		
Junior stenographers	320	1,500	328	1,485	341	1,485		
Junior clerk-typists	70	1,498	74	1,458	80	1,458		
Junior clerk-stenographers	38	1,500	40	1,502	41	1,502		
Junior operators (office devices)	34	1,500	36	1,445	36	1,445		
Grade 1, \$1,140 to \$1,500; average, \$1,320—								
Underclerks	352	1,319	355	1,344	353	1,344		
Junior typists	102	1,319	104	1,316	102	1,316		
Underclerk-typists	85	1,319	87	1,355	89	1,355		
Under operators (office devices)	46	1,320	49	1,275	46	1,236		
Professional and scientific service—								
Grade 6, \$6,000 to \$7,500; average, \$6,750—								
Chief medical officer	1	7,500	1	7,500	1	7,500		
Chief attorney	1	7,500	1	7,500	1	7,500		
Grade 5, \$5,200 to \$6,000; average, \$5,600—								
Senior educationist			1	5,600	1	5,600		
Senior medical officers	11	5,600	11	5,600	12	5,600		
Senior engineer	1	5,600	1	5,600	1	5,600		
Senior attorneys	3	5,600	3	5,600	3	5,200		
Grade 4, \$3,800 to \$5,000; average, \$4,400—								
Educationists			10	4,400	10	4,040		
Dentists	2	4,600	2	4,600	3	4,600		
Medical officers	30	4,397	35	4,405	55	4,265		
Engineers	13	4,400	13	4,369	13	3,969		
Attorney	21	4,400	21	4,400	26	4,340		
Grade 3, \$3,000 to \$3,600; average, \$3,300—								
Associate scientists	5	3,367	5	3,367	5	3,367		
Associate educationists			2	3,300	18	3,050		
Associate dentist	1	3,300	1	3,300	1	3,300		
Associate medical officers	6	3,400	6	3,400	6	3,400		
Associate engineers	25	3,261	25	3,261	24	3,038		
Associate attorneys	27	3,300	27	3,300	20	3,225		
Grade 2, \$2,400 to \$3,000; average, \$2,700—								
Assistant engineers	31	2,700	31	2,687	32	2,481		
Assistant attorneys	2	2,700	3	2,600	9	2,677		
Assistant librarians	2	2,700	2	2,700	3	2,533		
Grade 1, \$1,860 to \$2,400; average, \$2,111.42—								
Junior engineer	1	2,100	1	1,980	1	1,860		
Junior attorney	1	2,100	1	2,100	2	1,980		
Subprofessional service—								
Grade 8, \$2,400 to \$3,000; average, \$2,700—								
Superintendent of dietitians	1	3,000	1	3,000	1	3,000		
Superintendent of nurses	1	3,000	1	3,000	1	3,000		
Examiner					1	2,800		
Grade 7, \$2,100 to \$2,700; average, \$2,400—								
Chief nurse	1	2,400	1	2,400	1	2,400		
Grade 6, \$1,860 to \$2,400; average, \$2,111.42—								
Senior engineering draftsmen	12	2,100	12	2,000	12	1,989		
Senior engineering inspectors	2	2,100	2	2,100	2	1,989		
Senior engineering aid	1	2,100	1	1,920	1	1,989		
Senior medical technician	1	2,100	1	2,100	1	1,980		
Assistant chief nurse	1	2,100	1	2,000	1	1,980		
Grade 5, \$1,680 to \$2,040; average, \$1,860—								
Engineering draftsmen	2	1,860	2	1,860	2	1,680		
Grade 4, \$1,500 to \$1,860; average, \$1,680—								
Assistant scientific aid	1	1,680	1	1,680	1	1,575		
Grade 3, \$1,320 to \$1,680; average, \$1,500—								
Junior engineering draftsmen	2	1,500	2	1,470	2	1,440		
Custodial service—								
Grade 10, \$2,400 to \$3,000; average, \$2,700—								
Chief mechanical superintendent	1	2,800	1	2,800	1	2,800		
Grade 8, \$1,860 to \$2,400; average, \$2,111.42—								
Principal mechanics	2	2,200	2	2,200	2	2,200		
Grade 7, \$1,680 to \$2,040; average, \$1,860—								
Senior mechanics	6	1,860	6	1,860	6	1,880		
Grade 6, \$1,500 to \$1,860; average, \$1,680—								
General foreman of laborers	1	1,860	1	1,860	1	1,860		
Mechanics	25	1,673	25	1,674	20	1,641		
Head guard	1	1,680	1	1,680	1	1,650		
Grade 5, \$1,320 to \$1,680; average, \$1,500—								
Junior mechanic	1	1,500	1	1,500	1	1,320		

Estimates of appropriations required for the service of the fiscal year ending June 30, 1927—Continued

General object (title of appropriation), date of acts, references to Statutes at Large, or to Revised Statutes, and estimated amount required for each detailed object	Total amount to be appropriated under each head of appropriation		Amount appropriated for the fiscal year ending June 30, 1926
Salaries and Expenses, Veterans' Bureau—Continued.			
	Estimated expenditures, 1927 appropriation	Estimated expenditures, 1926 appropriation	Expended and obligated, 1925
Departmental service—Continued.			
Salaries—Continued.			
Custodial service—Continued.			
Grade 4, \$1,140 to \$1,500; average \$1,320—	Average— No. Salary	Average— No. Salary	Average— No. Salary
Head messenger.....	1 \$1,320	1 \$1,320	1 \$1,320
Assistant foremen of laborers.....	2 1,320	2 1,260	2 1,263
Under mechanics.....	6 1,320	6 1,320	7 1,266
Senior guards.....	2 1,320	2 1,230	2 1,266
Grade 3, \$1,020 to \$1,260; average, \$1,140—			
Messengers.....	152 1,140	156 1,099	169 1,099
Senior laborers.....	18 1,140	18 1,087	18 1,087
Minor mechanics.....	20 1,140	21 1,140	21 1,140
Guards (watchmen).....	25 1,140	25 1,060	27 1,060
Grade 2, \$900 to \$1,140; average, \$1,020—			
Junior laborers.....	87 1,020	87 904	82 913
Subordinate mechanics.....	17 1,020	17 960	17 914
Grade 1, \$600 to \$730, average, \$690—			
Junior messenger.....			1 720
Total average number of employees.....	4,320	4,405	4,499
Total salaries, departmental service.....	7,539,482	7,680,738	7,692,519
The difference between 1927 and 1926 is due to—			
Decrease in force.....			\$179,048
Increase in salaries.....			37,792
Net decrease.....	141,256		
Field service:			
Salaries and wages—			
Salary range, \$6,000 to \$7,500; average, \$6,750—			
Regional manager.....	1 6,750	1 6,750	1 6,750
Chief coordinators.....	2 6,600	2 6,600	2 6,200
Coordinator.....	1 6,000	1 6,000	1 6,000
Medical supervisor.....	1 6,000	1 6,000	1 6,000
Medical officers in charge.....	37 6,750	36 6,400	36 6,400
Salary range, \$5,200 to \$6,000; average, \$5,600—			
Regional managers.....	2 5,200	2 5,200	2 5,200
Assistant chief division.....	1 5,007	1 5,007	1 5,007
Chiefs of section.....	2 5,157	2 5,157	2 5,157
Medical examiners.....	2 5,553	2 5,553	2 5,553
Dental examiner.....	1 5,457	1 5,457	1 5,457
Regional medical officers.....	3 5,370	3 5,370	3 5,370
Chief coordinators.....	2 5,600	2 5,600	2 5,300
Coordinators.....	8 5,451	8 5,451	9 5,251
Medical officers, area.....	2 5,232	2 5,232	2 5,232
Medical officers in charge.....	21 5,600	17 5,200	17 5,200
Assistant medical officers.....	37 5,600	36 5,200	36 5,200
Clinical directors.....	18 5,601	18 5,201	18 5,201
Salary range, \$3,800 to \$5,000; average, \$4,400—			
Regional managers.....	35 4,475	35 4,475	35 4,475
Legal advisors.....	4 4,100	4 4,100	4 4,100
Rehabilitation chiefs.....		11 4,132	11 4,132
Assistant chiefs of division.....	5 4,072	6 4,060	6 4,060
Chief of section.....	1 4,400	1 4,400	1 4,400
Assistant chiefs of section.....	6 3,963	1 4,000	1 4,000
Medical examiners.....	132 4,082	120 4,400	120 4,100
Assistant rehabilitation division chief.....		1 4,000	1 4,000
Examining specialists.....	32 4,302	32 4,302	32 4,302
Field examiner.....	1 4,500	1 4,500	1 4,500
Röntgenologists.....	2 4,200	2 4,200	2 4,200
X-ray technicians.....	3 4,150	3 4,150	3 4,150
Orthopedic appliance makers.....	2 4,300	2 4,300	2 4,300
Regional medical officers.....	36 4,338	36 4,338	36 4,338
Assistant regional medical officers.....	9 4,210	9 4,208	9 4,208
Vocational specialist.....	1 3,918	1 3,918	1 3,918
Chief coordinator.....	1 5,000	1 5,000	1 5,000
Coordinators.....	25 4,429	25 4,301	25 4,000
Area medical officers.....	17 4,448	17 4,448	17 4,150
Claims examiners.....	2 3,900	2 3,900	2 3,900
Vocational advisor.....	2 4,000	2 4,000	2 4,000
Assistant medical officers in charge.....	21 4,400	20 3,890	20 3,890
Clinical directors.....	26 4,400	26 3,890	26 3,890
Business executive.....	37 4,400	37 3,890	28 3,890
Attending specialists.....	293 4,400	280 3,890	269 3,850
Dentists.....	4 4,401	4 3,890	4 3,890
Salary range, \$3,300 to \$3,900; average, \$3,600—			
Regional managers.....	9 3,580	9 3,580	9 3,580
Legal advisors.....	2 3,700	2 3,700	2 3,700
Chairmen claims and rating board.....	3 3,633	3 3,633	3 3,633
Chiefs of division.....	34 3,612	34 3,612	34 3,500
Assistant chiefs of division.....	5 3,500	5 3,500	5 3,300
Medical examiners.....	370 3,553	370 3,553	370 3,383
Dental examiner.....	16 3,508	16 3,508	16 3,314
Attending specialists.....	15 3,561	15 3,561	15 3,319
X-ray technician.....	1 3,650	1 3,650	1 3,650
Supervisor.....	2 3,800	2 3,800	2 3,800
Regional medical officers.....	2 3,450	2 3,450	2 3,450
Assistant regional medical officers.....	5 3,721	5 3,721	5 3,713
Coordinators.....	2 3,535	2 3,535	2 3,400
Medical officers.....	4 3,751	4 3,751	4 3,751
Claims examiners.....	4 3,670	4 3,670	4 3,670
Vocational advisor.....	3 3,653	3 3,653	3 3,653
¹An average of 390 adjusted compensation employees at \$1,300, but absorbed in 1926 and 1927, amounting to \$507,000.			

¹An average of 390 adjusted compensation employees at \$1,300, but absorbed in 1926 and 1927, amounting to \$507,000.

Estimates of appropriations required for the service of the fiscal year ending June 30, 1927—Continued

General object (title of appropriation), date of acts, references to Statutes at Large, or to Revised Statutes, and estimated amount required for each detailed object	Total amount to be appropriated under each head of appropriation			Amount appropriated for the fiscal year ending June 30, 1926
Salaries and Expenses, Veterans' Bureau—Continued.				
	Estimated expenditures, 1927 appropriation	Estimated expenditures, 1926 appropriation	Expended and obligated, 1925	
Field service—Continued.				
Salaries and wages—Continued.				
Salary range, \$3,300 to \$3,900; average, \$3,600—Con.	Average—	Average—	Average—	
	No. 1 Salary	No. 1 Salary	No. 1 Salary	
Chairman board of appeals.....	1 \$3,800	1 \$3,800	1 \$3,800	
Business executives.....	21 3,601	21 3,501	19 3,300	
Ward surgeons.....	362 3,600	362 3,500	336 3,410	
Dentists.....	8 3,600	8 3,501	6 3,500	
Rehabilitation division chiefs.....	3 3,620	3 3,620	3 3,620	
Medical referee.....	1 3,300	1 3,300	1 3,300	
Salary range, \$3,000 to \$3,600; average, \$3,300—				
Regional managers.....	2 3,275	2 3,275	2 3,275	
Legal advisors.....	6 3,274	6 3,274	6 3,274	
Chairmen, claims and rating board.....	5 3,260	5 3,260	5 3,260	
Chiefs of division.....	45 3,289	45 3,289	45 3,007	
Assistant chiefs of division.....	2 3,275	2 3,275	2 3,275	
Chiefs of section.....	2 3,550	2 3,550	2 3,550	
Medical examiners.....	46 3,114	46 3,114	46 3,114	
Dental examiners.....	49 3,386	49 3,386	49 3,121	
Attending specialists.....	15 3,200	15 3,200	15 3,006	
Guardianship officers.....	3 3,100	3 3,100	3 3,100	
Claims reviewers.....	2 3,370	2 3,370	2 3,370	
Statistician.....	1 3,350	1 3,350	1 3,350	
Field examiner.....	1 3,600	1 3,600	1 3,600	
X-ray technician.....	1 3,600	1 3,600	1 3,600	
Property custodians.....	2 3,000	2 3,000	2 3,000	
Cooperators.....	2 3,600	2 3,600	2 3,600	
Dental mechanic.....	1 3,300	1 3,300	1 3,300	
Coordinators.....	8 3,137	8 3,137	8 3,000	
Rept. in charge of supply depot.....	2 3,600	2 3,600	2 3,600	
Claims examiners.....	4 3,228	4 3,228	4 3,228	
Dentists.....	71 3,300	71 3,300	68 3,300	
Chief engineers.....	2 3,300	2 3,300	2 3,300	
Executive.....	1 3,000	1 3,000	1 3,000	
Assistant rehabilitation chiefs.....	9 3,188	9 3,188	9 3,188	
Physicians, Public Health Service.....	4 3,375	4 3,375	2 3,300	
Salary range, \$2,700 to \$3,300; average, \$3,000—				
Regional manager.....	1 2,740	1 2,740	1 2,740	
Legal advisors.....	4 3,075	4 3,075	4 3,075	
Chairmen, Claims and rating board.....	5 2,830	5 2,830	5 2,830	
Chiefs of division.....	22 2,743	22 2,743	22 2,743	
Assistant chiefs of division.....	5 2,713	5 2,715	5 2,713	
Chiefs of section.....	10 3,013	10 3,013	10 3,013	
Assistant chief of section.....	1 2,700	1 2,700	1 2,700	
Medical examiners.....	8 2,850	8 2,850	8 2,850	
Attending specialists.....	7 2,885	7 2,885	7 2,885	
Guardianship officers.....	4 2,912	4 2,912	4 2,912	
Investigators.....	2 3,275	2 3,275	2 3,275	
Claims reviewers.....	14 2,762	14 2,762	14 2,762	
Claims examiners.....	3 3,034	3 3,034	3 3,034	
Disbursing agents.....	2 3,075	2 3,075	2 3,075	
X-ray technicians.....	2 3,000	2 3,000	2 3,000	
Inspectors.....	4 2,850	4 2,850	4 2,850	
Supervisors.....	2 3,000	2 3,000	2 3,000	
Regional auditors.....	6 3,092	6 3,092	6 3,092	
Cooperators.....	5 3,210	5 3,210	5 3,210	
Vocational experts.....	9 3,000	9 3,000	9 3,000	
Contact representatives.....	1 3,000	1 3,000	1 3,000	
Clerk.....	1 3,000	1 3,000	1 3,000	
Statisticians.....	8 3,206	8 3,206	8 3,206	
Claims investigators.....	2 3,000	2 3,000	2 3,000	
Vocational advisors.....	1 3,000	1 3,000	1 3,000	
Rehabilitation section chief.....	20 3,000	20 3,000	20 3,000	
Educational director.....	1 3,000	1 3,000	1 3,000	
Salary range, \$2,400 to \$3,000; average, \$2,700—				
Chairmen, claims and rating boards.....	12 2,623	12 2,623	12 2,623	
Chiefs of division.....	22 2,597	22 2,597	22 2,597	
Assistant chiefs of division.....	4 2,450	4 2,450	4 2,450	
Chiefs of section.....	27 2,772	27 2,772	27 2,772	
Medical examiners.....	31 2,400	31 2,400	31 2,400	
Attending specialists.....	29 2,516	29 2,516	29 2,516	
Guardianship officers.....	26 2,490	26 2,490	26 2,490	
Investigators.....	4 2,745	4 2,745	4 2,745	
Claims reviewers.....	28 2,528	28 2,528	28 2,528	
Claims examiners.....	13 2,701	13 2,701	13 2,701	
Field examiners.....	8 2,675	8 2,675	8 2,675	
Bookkeeper.....	1 2,640	1 2,640	1 2,640	
Regional auditors.....	23 2,741	23 2,741	23 2,741	
Cooperators.....	95 2,537	95 2,537	95 2,537	
Contact representatives.....	4 2,645	4 2,645	4 2,645	
Clerk.....	1 2,750	1 2,750	1 2,750	
Vocational experts.....	27 2,705	27 2,705	27 2,705	
Assistant representatives in charge.....	2 2,650	2 2,650	2 2,650	
Chief engineers.....	35 2,700	35 2,400	35 2,400	
Rehabilitation section chiefs.....	45 2,942	55 2,942	55 2,942	
Assistant rehabilitation section chiefs.....	6 2,792	6 2,792	6 2,793	
Employment officers.....	22 2,747	47 2,747	47 2,748	
Registrars.....	20 2,725	32 2,725	32 2,725	
Training officers.....	56 2,441	106 2,441	106 2,445	
Salary range, \$2,100 to \$2,700; average, \$2,400—				
Legal advisor.....	1 2,240	1 2,240	1 2,240	
Chairmen, claims and rating board.....	5 2,430	5 2,430	5 2,430	
Chiefs of division.....	5 2,368	5 2,368	5 2,368	
Assistant chiefs of division.....	3 2,480	3 2,480	3 2,480	
Chiefs of section.....	27 2,302	27 2,302	27 2,302	

Estimates of appropriations required for the service of the fiscal year ending June 30, 1927—Continued

General object (title of appropriation), date of acts, references to Statutes at Large, or to Revised Statutes, and estimated amount required for each detailed object				Total amount to be appropriated under each head of appropriation	Amount appropriated for the fiscal year ending June 30, 1926
<i>Salaries and Expenses, Veterans' Bureau—Continued.</i>					
	Estimated expenditures, 1927 appropriation	Estimated expenditures, 1926 appropriation	Expended and obligated, 1925		
Field service—Continued.					
Salaries and wages—Continued.					
Salary range, \$2,100 to \$2,700; average, \$2,400—Con.	Average— No. Salary	Average— No. Salary	Average— No. Salary		
Assistant chiefs of section.....	2 \$2,600	2 \$2,600	2 \$2,600		
Medical examiners.....	13 2,261	13 2,261	13 2,261		
Attending specialists.....	4 2,267	5 2,267	5 2,267		
Guardianship officers.....	4 2,350	4 2,350	4 2,350		
Investigators.....	13 2,355	13 2,355	13 2,355		
Claims reviewers.....	9 2,288	9 2,288	9 2,288		
Claims examiners.....	130 2,326	130 2,326	130 2,326		
Statisticians.....	15 2,332	15 2,332	15 2,332		
Field examiners.....	7 2,293	7 2,293	7 2,293		
Disbursing agents.....	13 2,316	13 2,316	13 2,316		
Deputy disbursing agents.....	2 2,250	2 2,250	2 2,250		
Röntgenologists.....	2 2,250	2 2,250	2 2,250		
Laboratory technicians.....	4 2,450	4 2,450	4 2,450		
Orthopedic appliance makers.....	12 2,482	12 2,482	12 2,482		
Dental mechanic.....	1 2,400	1 2,400	1 2,400		
Assistant chiefs of division.....	3 2,200	3 2,200	3 2,200		
Chiefs of section.....	54 2,097	54 2,097	54 2,097		
Assistant chiefs of section.....	8 2,157	8 2,157	8 2,157		
Medical examiners.....	20 2,125	20 2,125	20 2,125		
Attending specialists.....	21 2,011	21 2,011	21 2,011		
Guardianship officers.....	9 2,062	9 2,062	9 2,062		
Investigators.....	3 2,170	3 2,170	3 2,170		
Claims reviewers.....	3 2,127	3 2,127	3 2,127		
Claims examiners.....	49 1,931	49 1,931	49 1,931		
Statisticians.....	7 2,050	7 2,050	7 2,050		
Field examiners.....	6 2,050	6 2,050	6 2,050		
Disbursing agents.....	19 2,012	19 2,012	19 2,012		
Deputy disbursing agents.....	5 2,248	5 2,248	5 2,248		
Röntgenologists.....	29 2,070	29 2,070	29 2,070		
Pharmacists.....	87 2,050	85 1,940	85 1,940		
Laboratory technicians.....	27 2,090	27 2,090	27 2,090		
Dental mechanics.....	63 2,116	63 2,100	63 2,100		
Social service worker.....	1 2,100	1 2,100	1 2,100		
Chief nurses.....	7 2,094	7 2,094	7 2,094		
Nurses.....	3 2,156	3 2,156	3 2,156		
Reconstruction aids.....	11 1,936	11 1,936	11 1,936		
Stenographer-secretaries.....	19 2,120	19 2,120	19 2,120		
Supply clerks.....	2 2,060	2 2,060	2 2,060		
Labor foreman.....	1 2,000	1 2,000	1 2,000		
Supervisors.....	8 2,230	8 2,230	8 2,230		
Bookkeeper.....	1 2,400	1 2,400	1 2,400		
Regional auditors.....	8 2,002	8 2,002	8 2,002		
Assistant regional auditors.....	6 1,970	6 1,970	6 1,970		
Property custodians.....	3 2,058	3 2,058	3 2,058		
Assistant property custodian.....	1 1,860	1 1,860	1 1,860		
Cooperators.....	22 2,062	22 2,062	22 2,062		
Stenographers.....	8 2,074	8 2,074	8 2,074		
Clerks.....	12 2,118	12 2,118	6 2,000		
Skilled laborers.....	2 2,100	2 2,100	8 1,920		
Administrative assistant.....	1 2,100	1 2,100	1 2,100		
Social service workers.....	3 2,100	3 2,100	3 2,100		
Chief nurses.....	66 2,390	64 2,250	64 2,250		
Nurses.....	15 2,100	15 2,100	15 2,100		
Representative in charge.....	1 2,600	1 2,600	1 2,600		
Skilled mechanics.....	1 2,310	1 2,310	1 2,310		
Steam engineer.....	1 2,500	1 2,500	1 2,500		
Inspector.....	1 2,200	1 2,200	1 2,200		
Machine operator.....	1 2,240	1 2,240	1 2,240		
Regional auditors.....	16 2,256	16 2,256	16 2,256		
Assistant regional auditors.....	5 2,460	5 2,460	5 2,460		
Property custodians.....	59 2,403	56 2,400	50 2,460		
Cooperators.....	22 2,295	22 2,295	22 2,295		
Contact representatives.....	7 2,226	7 2,226	7 2,226		
Abstract clerk.....	1 2,200	1 2,200	1 2,200		
Clerks.....	4 2,610	4 2,610	4 2,610		
Vocational experts.....	11 2,475	11 2,475	11 2,475		
Administrative assistants.....	2 2,250	2 2,250	2 2,250		
Occupational directors.....	2 2,400	2 2,400	2 2,400		
Coordinator.....	1 2,280	1 2,280	1 2,280		
Secretary.....	1 2,240	1 2,240	1 2,240		
Dentist.....	1 2,400	1 2,400	1 2,400		
Chief aids.....	60 2,400	57 2,200	50 2,200		
Dietitians.....	58 2,400	56 2,200	50 2,200		
Chief clerks.....	58 2,400	58 2,200	50 2,200		
Chief engineers.....	15 2,400	15 2,400	10 2,300		
Engineers.....	5 2,400	5 2,400	5 2,400		
Rehabilitation assistants.....		594 2,481	594 2,481		
Field investigators.....		2 2,200	2 2,200		
Physicians (Public Health Service).....		4 2,100	4 2,100		
Salary range, \$1,860 to \$2,400; average, \$2,100—					
Legal advisors.....	2 2,040	2 2,040	2 2,040		
Chairmen, claims and rating board.....	3 2,060	3 2,060	3 2,060		
Chief of division.....	1 2,240	1 2,240	1 2,240		
Secretaries.....	3 2,014	3 2,014	3 1,880		
Contact representative.....	1 2,100	1 2,100	1 1,890		
Mechanics.....	8 1,992	8 1,992	4 1,880		
Medical storekeeper.....	1 2,040	1 2,040	1 2,040		
Head nurses.....	368 2,100	369 2,060	344 2,060		
Head aids.....	114 2,100	114 1,860	83 1,860		
Assistant dietitians.....	49 2,100	47 1,860	43 1,860		

Estimates of appropriations required for the service of the fiscal year ending June 30, 1927—Continued

General object (title of appropriation), date of acts, references to Statutes at Large, or to Revised Statutes, and estimated amount required for each detailed object	Estimated expenditures, 1927 appropriation		Estimated expenditures, 1926 appropriation		Expended and obligated, 1925		Total amount to be appropriated under each head of appropriation	Amount appropriated for the fiscal year ending June 30, 1926
<i>Salaries and Expenses, Veterans' Bureau—Continued.</i>								
Field service—Continued.								
Salaries and wages—Continued.								
Salary range, \$1,860 to \$2,400; average, \$2,100—Con.	<i>Average—</i>		<i>Average—</i>		<i>Average—</i>			
	No.	Salary	No.	Salary	No.	Salary		
Bacteriologists.....	5	\$2,100	4	\$1,860	4	\$1,860		
Head attendants.....	5	2,100	5	1,860	5	1,860		
Chefs.....	27	2,100	25	1,904	21	1,904		
Registrar and disbursing clerks.....	58	2,100	55	1,860	50	1,860		
Superintendents of buildings.....	12	2,100	12	1,860	12	1,860		
Engineers.....	25	2,100	24	1,860	22	1,860		
Teachers.....			71	2,074	91	2,000		
Counselor.....			1	2,028	1	2,028		
Training officers.....			2	1,900	2	1,900		
Salary range, \$1,680 to \$2,040; average, \$1,860—								
Legal advisor.....	1	1,800	1	1,800	1	1,800		
Chief of division.....	1	1,800	1	1,800	1	1,800		
Assistant chief of division.....	1	1,800	1	1,800	1	1,800		
Chiefs of section.....	18	1,800	20	1,800	22	1,800		
Assistant chiefs of section.....	11	1,823	12	1,823	14	1,823		
Medical examiners.....	20	1,843	22	1,843	30	1,843		
Attending specialists.....	10	1,828	11	1,828	19	1,828		
Guardianship officer.....	1	1,800	1	1,800	1	1,800		
Claims reviewers.....	6	1,800	6	1,800	6	1,800		
Claims examiners.....	6	1,830	6	1,830	6	1,830		
Statisticians.....	3	1,780	3	1,780	3	1,780		
Disbursing agents.....	3	1,720	3	1,720	3	1,780		
Deputy disbursing agents.....	7	1,900	7	1,900	7	1,900		
Röntgenologists.....	3	1,813	3	1,813	3	1,813		
Pharmacists.....	4	1,857	4	1,857	4	1,857		
Laboratory technicians.....	10	1,758	10	1,758	10	1,758		
Orthopedic-appliance maker.....	1	1,760	1	1,760	1	1,760		
Dental mechanics.....	3	1,820	3	1,820	3	1,820		
Social-service workers.....	11	1,799	11	1,799	11	1,799		
Chief nurses.....	2	1,735	2	1,735	2	1,735		
Nurses.....	118	1,805	106	1,805	146	1,805		
Secretaries.....	90	1,862	90	1,680	90	1,680		
Supervisors.....	8	1,838	8	1,838	8	1,838		
General storekeeper.....			1	1,860	1	1,860		
Mechanics.....			6	1,800	6	1,800		
Machine operators.....	3	1,927	3	1,927	3	1,927		
Regional auditors.....	5	1,848	5	1,848	5	1,848		
Assistant regional auditors.....	10	1,814	10	1,814	10	1,814		
Follow-up nurses.....	20	1,838	25	1,838	35	1,838		
Property custodians.....	11	1,828	11	1,828	11	1,828		
Assistant property custodians.....	2	1,800	2	1,800	2	1,800		
Cooperators.....	15	1,848	15	1,848	15	1,848		
Skilled laborers.....	5	1,784	5	1,784	2	1,700		
Contact representatives.....	8	1,795	8	1,795	8	1,795		
Stenographers.....	27	1,786	27	1,786	23	1,700		
Abstract clerks.....	4	1,995	4	1,995	4	1,995		
Clerk.....	1	1,800	1	1,800	1	1,800		
Teachers.....	3	1,855	9	1,855	18	1,855		
Administrative assistant.....	1	1,680	1	1,680	1	1,680		
Occupational directors.....	4	1,800	4	1,800	4	1,800		
Typist.....	1	1,860	1	1,860	1	1,860		
Medical storekeepers.....	9	1,733	9	1,733	8	1,700		
Assistant storekeeper.....	1	1,840	1	1,840	1	1,840		
Dental assistant.....	1	1,860	1	1,680	1	1,680		
Staff nurses.....	1,642	1,860	1,515	1,699	1,505	1,699		
Staff aids.....	399	1,860	351	1,700	332	1,700		
Staff dietitians.....	61	1,860	58	1,696	53	1,696		
Librarians.....	51	1,860	47	1,699	44	1,699		
Ward attendants.....	4	1,860	4	1,680	4	1,680		
Assistant chefs.....	5	1,860	5	1,680	5	1,680		
Cost accountants.....	58	1,860	56	1,700	53	1,700		
Landscape gardeners.....	31	1,860	21	1,700	18	1,700		
Foremen of laborers.....	10	1,860	10	1,680	10	1,680		
Auto mechanics.....	10	1,860	10	1,680	10	1,680		
Carpenters.....	10	1,860	10	1,680	10	1,680		
Painters.....	10	1,860	10	1,680	10	1,680		
Plumbers.....	10	1,860	10	1,680	10	1,680		
Guards.....	4	1,860	4	1,680	4	1,680		
Stenographer-secretaries.....			2	1,800	2	1,800		
Salary range \$1,500 to \$1,860; average, \$1,680—								
Chief of division.....	1	1,560	1	1,560	1	1,560		
Assistant chief of division.....	1	1,560	1	1,560	1	1,560		
Chiefs of section.....	15	1,570	15	1,570	15	1,570		
Assistant chiefs of section.....	7	1,710	7	1,710	7	1,710		
Medical examiners.....	15	1,518	15	1,518	15	1,518		
Dental examiners.....	4	1,575	4	1,575	4	1,575		
Attending specialists.....	13	1,636	13	1,636	13	1,636		
Claims reviewers.....	2	1,500	2	1,500	2	1,500		
Claims examiners.....	7	1,708	7	1,708	7	1,708		
Statisticians.....	9	1,600	9	1,600	9	1,600		
Disbursing agent.....	1	1,500	1	1,500	1	1,500		
Deputy disbursing agents.....	12	1,681	12	1,681	12	1,681		
Röntgenologists.....	5	1,740	5	1,740	5	1,740		
Pharmacists.....	2	1,830	2	1,830	2	1,830		
Laboratory technicians.....	2	1,650	2	1,650	2	1,650		
Orthopedic-appliance makers.....	3	1,720	3	1,720	3	1,720		
Dental assistants.....	3	1,680	3	1,680	3	1,680		
Social-service workers.....	2	1,830	2	1,830	2	1,830		
Nurses.....	14	1,705	14	1,705	14	1,705		
Reconstruction aids.....	38	1,686	33	1,686	33	1,686		
Secretaries.....	51	1,620	51	1,620	51	1,620		

66010—25†—7

Estimates of appropriations required for the service of the fiscal year ending June 30, 1927—Continued

General object (title of appropriation), date of acts, references to Statutes at Large, or to Revised Statutes, and estimated amount required for each detailed object	Estimated expenditures, 1927 appropriation		Estimated expenditures, 1926 appropriation		Expended and obligated, 1925		Total amount to be appropriated under each head of appropriation	Amount appropriated for the fiscal year ending June 30, 1926
<i>Salaries and Expenses, Veterans' Bureau—Continued.</i>								
Field service—Continued.	Average—		Average—		Average—			
Salaries and wages—Continued.	No.	Salary	No.	Salary	No.	Salary		
Salary range, \$1,500 to \$1,860; average, \$1,680—Con.								
Supervisors.....	7	\$1,696	7	\$1,696	7	\$1,696		
Bookkeepers.....	6	1,687	6	1,687	5	1,590		
Claims reviewer.....	1	1,500	1	1,500	1	1,500		
Claims examiners.....	3	1,446	3	1,446	3	1,446		
Statisticians.....	4	1,410	4	1,410	4	1,410		
Deputy disbursing clerks.....	15	1,506	15	1,506	15	1,506		
Laboratory technician.....	1	1,500	1	1,500	1	1,500		
Roentgenologists.....	2	1,410	2	1,410	2	1,410		
Orthopedic-appliance maker.....	1	1,500	1	1,500	1	1,500		
Dental assistants.....	2	1,350	2	1,350	2	1,350		
Reconstruction aid.....	1	1,680	1	1,680	1	1,680		
Secretaries.....	24	1,436	24	1,436	24	1,436		
Supervisors.....	12	1,555	12	1,555	12	1,555		
Bookkeepers.....	7	1,448	7	1,448	7	1,448		
Machine operators.....	23	1,447	23	1,447	23	1,447		
Assistant regional auditors.....	3	1,540	3	1,540	3	1,540		
Audit clerks.....	58	1,433	58	1,433	58	1,433		
Property custodians.....	2	1,500	2	1,500	2	1,500		
Assistant property custodians.....	5	1,560	5	1,560	5	1,560		
Cooperators.....	3	1,460	3	1,460	3	1,460		
Guard chief.....	1	1,560	1	1,560	1	1,560		
Briefer clerks.....	4	1,425	4	1,425	4	1,425		
File clerks.....	14	1,538	14	1,538	14	1,538		
Searcher clerk.....	1	1,560	1	1,560	1	1,560		
Stenographers.....	555	1,442	560	1,442	580	1,442		
Abstract clerks.....	50	1,439	50	1,439	50	1,439		
Clerks.....	504	1,494	510	1,395	526	1,395		
Skilled laborers.....	20	1,432	20	1,432	20	1,432		
Unskilled laborer.....	1	1,500	1	1,500	1	1,500		
Attendants.....	2	1,410	2	1,410	2	1,410		
Assistant storekeepers.....	2	1,500	2	1,500	2	1,500		
Stock record clerk.....	1	1,440	1	1,440	1	1,440		
Shipping clerk.....	1	1,500	1	1,500	1	1,500		
Packers.....	3	1,546	3	1,546	3	1,546		
Watchmen.....	5	1,500	5	1,500	5	1,500		
General storekeeper.....	1	1,500	1	1,500	1	1,500		
Checkers.....	9	1,478	9	1,478	9	1,478		
Machine operators.....	3	1,560	3	1,560	2	1,500		
Regional auditor.....	1	1,560	1	1,560	1	1,560		
Assistant regional auditors.....	12	1,694	12	1,694	12	1,694		
Audit clerks.....	7	1,588	7	1,588	7	1,588		
Follow-up nurse.....	1	1,710	1	1,710	1	1,710		
Property custodians.....	5	1,620	5	1,620	5	1,620		
Assistant property custodians.....	2	1,700	2	1,720	2	1,720		
Cooperator.....	1	1,600	1	1,600	1	1,600		
Briefer clerks.....	16	1,596	16	1,596	16	1,596		
Typists.....	8	1,625	8	1,625	8	1,625		
Stenographers.....	100	1,611	103	1,611	130	1,611		
Abstract clerks.....	0	1,654	9	1,654	9	1,654		
Clerks.....	277	1,646	280	1,646	290	1,646		
Skilled laborers.....	20	1,620	16	1,620	14	1,560		
Attendants.....	2	1,560	2	1,560	2	1,560		
Cost accountant.....	1	1,680	1	1,680	1	1,680		
General storekeepers.....	2	1,740	2	1,740	2	1,740		
Stock record clerk.....	1	1,800	1	1,800	1	1,800		
Shipping clerk.....	1	1,600	1	1,600	1	1,600		
Checkers.....	2	1,740	2	1,740	2	1,740		
Dental mechanic.....	1	1,680	1	1,500	1	1,500		
Assistant librarians.....	14	1,680	13	1,500	13	1,500		
X-ray technicians.....	3	1,680	3	1,500	3	1,500		
Mess superintendents.....	5	1,680	5	1,504	5	1,500		
Electrician and radio operators.....	74	1,680	70	1,680	70	1,680		
Auto mechanics.....	49	1,680	43	1,680	42	1,680		
Carpenters.....	57	1,680	53	1,680	50	1,680		
Painters.....	52	1,680	43	1,680	43	1,680		
Plumbers.....	57	1,680	50	1,680	50	1,680		
Salary range, \$1,320 to \$1,680; average, \$1,500—								
Assistant chiefs of section.....	9	1,507	9	1,507	9	1,507		
Medical examiners.....	32	1,359	32	1,359	32	1,359		
Attending specialists.....	4	1,520	4	1,520	4	1,520		
Staff aids.....	18	1,500	17	1,320	17	1,320		
Assistant librarians.....	6	1,500	6	1,320	6	1,320		
X-ray technicians.....	2	1,500	2	1,320	2	1,320		
Ward attendants.....	2	1,499	2	1,320	2	1,320		
Assistant mess superintendents.....	33	1,501	30	1,501	30	1,501		
Cooks.....	47	1,500	41	1,501	40	1,440		
Butchers.....	36	1,500	31	1,500	30	1,440		
Stenographer-secretaries.....	60	1,501	52	1,486	50	1,470		
Storekeepers.....	40	1,500	39	1,320	37	1,320		
Engineers.....	57	1,500	51	1,320	51	1,320		
Salary range, \$1,140 to \$1,500; average, \$1,320—								
Chiefs of section.....	4	1,275	4	1,275	4	1,275		
Assistant chiefs of section.....	3	1,320	3	1,320	3	1,320		
Medical examiners.....	27	1,210	27	1,210	27	1,210		
Attending specialists.....	12	1,197	12	1,197	12	1,197		
Claims examiner.....	1	1,200	1	1,200	1	1,200		
Statistician.....	1	1,200	1	1,200	1	1,200		
Laboratory technician.....	1	1,500	1	1,500	1	1,500		
Roentgenologists.....	2	1,200	2	1,200	2	1,200		
Orthopedic appliance maker.....	1	1,440	1	1,440	1	1,440		
Dental mechanics.....	18	1,257	18	1,257	18	1,257		

Estimates of appropriations required for the service of the fiscal year ending June 30, 1927—Continued

General object (title of appropriation), date of acts, references to Statutes at Large, or to Revised Statutes, and estimated amount required for each detailed object	Estimated expenditures, 1927 appropriation		Estimated expenditures, 1926 appropriation		Expended and obligated, 1925		Total amount to be appropriated under each head of appropriation	Amount appropriated for the fiscal year ending June 30, 1926
Salaries and Expenses, Veterans' Bureau—Continued.								
Field service—Continued.								
Salaries and wages—Continued.								
Salary range, \$1,140 to \$1,500; average, \$1,320—Con.								
Secretaries.....	No.	Average—Salary	No.	Average—Salary	No.	Average—Salary		
Bookkeeper.....	10	\$1,206	10	\$1,206	10	\$1,206		
Machine operators.....	1	1,200	1	1,200	1	1,200		
Regional auditor.....	28	1,286	28	1,286	28	1,286		
Audit clerks.....	1	1,320	1	1,320	1	1,320		
Follow-up nurse.....	7	1,217	7	1,217	7	1,217		
Property custodian.....	1	1,320	1	1,320	1	1,320		
Assistant property custodians.....	1	1,320	1	1,320	2	1,320		
Briefer clerks.....	4	1,280	4	1,280	9	1,260		
File clerks.....	2	1,200	2	1,200	2	1,200		
Searcher clerks.....	82	1,272	82	1,272	82	1,272		
Typists.....	21	1,310	21	1,310	21	1,310		
Stenographers.....	636	1,270	634	1,256	634	1,256		
Abstract clerks.....	320	1,282	320	1,282	320	1,282		
Clerks.....	26	1,258	28	1,258	28	1,258		
Skilled laborers.....	801	1,287	799	1,277	799	1,277		
Attendants.....	8	1,222	8	1,222	8	1,222		
Chauffeurs.....	5	1,392	5	1,392	5	1,392		
Telephone operators.....	13	1,273	13	1,273	13	1,273		
Janitors.....	46	1,270	45	1,191	45	1,191		
Watchmen.....	2	1,230	2	1,230	2	1,230		
Messenger.....	15	1,301	15	1,301	15	1,301		
Unskilled laborers.....	1	1,200	1	1,200	1	1,200		
Packers.....	36	1,253	36	1,253	36	1,253		
Assistant storekeepers.....	8	1,375	8	1,375	8	1,375		
Stock-record clerks.....	3	1,200	3	1,200	3	1,200		
Requisition clerks.....	2	1,200	2	1,200	2	1,200		
Dental assistants.....	2	1,230	2	1,230	2	1,230		
Staff dietitians.....	64	1,320	63	1,320	60	1,320		
Assistant librarians.....	2	1,320	2	1,162	2	1,162		
X-ray technicians.....	3	1,320	3	1,162	3	1,162		
Ward attendants.....	123	1,319	116	1,161	101	1,164		
Head waiters.....	43	1,320	40	1,163	40	1,163		
Stenographer-secretaries.....	11	1,320	11	1,162	10	1,162		
Engineers.....	40	1,320	38	1,162	36	1,162		
Electrician and radio operators.....	19	1,319	19	1,161	17	1,162		
Carpenters.....	30	1,320	29	1,162	27	1,162		
Painters.....	29	1,320	29	1,162	26	1,162		
Plumbers.....	24	1,323	21	1,165	21	1,165		
Rehabilitation clerks.....	26	1,319	21	1,161	20	1,161		
Rehabilitation stenographers.....			162	1,335	330	1,325		
Rehabilitation typists.....			113	1,164	253	1,164		
Salary range, \$1,020 to \$1,260; average \$1,140—			58	1,347	108	1,347		
Attending specialists.....	2	1,200	2	1,200	2	1,200		
Statistician.....	1	1,080	1	1,080	1	1,080		
X-ray technician.....	1	1,200	1	1,200	1	1,200		
Dental assistants.....	2	1,109	2	1,109	2	1,109		
Supervisor.....	1	1,200	1	1,200	1	1,200		
Machine operators.....	9	1,173	9	1,173	9	1,173		
Audit clerk.....	1	1,100	1	1,100	1	1,100		
Chauffeurs.....	22	1,167	22	1,167	22	1,167		
Elevator operators.....	4	1,064	4	1,064	4	1,064		
File clerks.....	52	1,036	52	1,036	52	1,036		
Typists.....	109	1,112	109	1,088	109	1,088		
Stenographers.....	49	1,101	49	1,101	49	1,101		
Abstract clerks.....	9	1,176	9	1,176	9	1,176		
Clerks.....	196	1,062	196	1,057	196	1,057		
Messengers.....	39	1,082	39	1,082	39	1,082		
Skilled labor.....	11	1,140	11	1,140	11	1,140		
Assistant regional medical officer.....	1	1,200	1	1,200	1	1,200		
Attendants.....	9	1,107	9	1,107	9	1,107		
Watchmen.....	16	1,114	16	1,114	16	1,114		
Telephone operators.....	46	1,140	46	1,020	46	1,020		
Unskilled labor.....	8	1,127	8	1,127	8	1,129		
Packers.....	3	1,200	3	1,200	3	1,200		
Staff dietitian.....	1	1,140	1	1,020	1	1,020		
Ward attendants.....	68	1,140	46	1,020	46	1,020		
Matrons.....	59	1,140	59	1,020	59	1,020		
Cooks.....	21	1,140	19	1,020	19	1,020		
Butchers.....	11	1,140	11	1,020	10	1,020		
Head waiters.....	23	1,140	23	1,021	19	1,021		
Labor foremen.....	46	1,140	46	1,021	41	1,021		
Electricians and radio operators.....	3	1,140	3	1,140	2	1,140		
Auto mechanics.....	16	1,140	12	1,020	11	1,020		
Painter.....	1	1,140	1	1,020	1	1,020		
Plumbers.....	5	1,140	5	1,140	4	1,140		
Chauffeurs.....	50	1,140	46	1,020	45	1,020		
Guards.....	87	1,140	55	1,020	52	1,020		
Laundry helpers.....	104	1,140	83	1,020	80	1,020		
Salary range, \$900 to \$1,140; average, \$1,020—								
Chiefs of section.....	3	1,020	3	1,020	3	1,020		
Medical examiners.....	10	900	10	900	10	900		
Statistician.....	1	1,000	1	1,000	1	1,000		
Pharmacist.....	1	900	1	900	1	900		
Secretary.....	1	960	1	960	1	960		
Supervisors.....	5	984	5	984	5	984		
Machine operators.....	5	1,068	5	1,068	5	1,068		
Elevator operators.....	2	950	2	950	2	950		
File clerks.....	11	1,062	11	1,062	11	1,062		
Searcher clerk.....	1	1,080	1	1,080	1	1,080		
Typists.....	335	1,005	335	960	376	960		

Estimates of appropriations required for the service of the fiscal year ending June 30, 1927—Continued

General object (title of appropriation), date of acts, references to Statutes at Large, or to Revised Statutes, and estimated amount required for each detailed object				Total amount to be appropriated under each head of appropriation	Amount appropriated for the fiscal year ending June 30, 1926
<i>Salaries and Expenses, Veterans' Bureau—Continued.</i>					
	Estimated expenditures, 1927 appropriation	Estimated expenditures, 1926 appropriation	Expended and obligated, 1925		
Field service—Continued.					
Salaries and wages—Continued.					
Salary range, \$900 to \$1,140; average, \$1,020—Con.	Average— No. Salary	Average— No. Salary	Average— No. Salary		
Stenographers.....	15 \$1,041	15 \$1,041	15 \$1,041		
Clerks.....	71 988	116 900	137 900		
Messengers.....	63 908	63 908	63 908		
Skilled labor.....	68 1,020	68 900	179 900		
Unskilled labor.....	183 1,015	183 1,000	103 1,000		
Chauffeurs.....	29 1,028	29 900	29 900		
Janitors.....	149 1,021	149 900	149 900		
Telephone operators.....	5 972	5 972	5 972		
Guards.....	5 900	5 900	5 900		
X-ray technician.....	1 1,020	1 900	1 900		
Ward attendants.....	200 1,020	198 1,000	110 1,000		
Assistant mess superintendents.....	11 1,020	11 1,000	8 1,000		
Cooks.....	112 1,020	112 1,000	80 1,000		
Kitchen helpers.....	25 1,020	25 1,000	21 1,000		
Head waiters.....	10 1,020	10 1,000	8 1,000		
Stenographer-secretaries.....	129 1,020	129 1,000	102 1,000		
Electrician and radio operators.....	4 1,020	4 1,000	2 1,000		
Firemen.....	50 1,020	50 1,000	41 1,000		
Warehousemen.....	41 1,020	41 1,000	36 1,000		
Elevator operators.....	32 1,020	32 1,000	27 1,000		
Salary range, \$790 to \$1,020; average, \$900—					
Medical examiner.....	1 800	1 800	1 800		
File clerk.....	1 960	1 960	1 960		
Typists.....	192 900	192 800	213 790		
Clerks.....	159 871	159 793	243 780		
Messengers.....	31 787	31 787	77 780		
Skilled laborer.....	1 788	1 788	1 788		
Attendant.....	1 840	1 840	1 840		
Unskilled laborers.....	4 867	4 867	107 840		
Telephone operators.....	67 902	67 821	99 810		
Administrative assistants.....	2 960	2 960	2 960		
Janitors.....	4 945	4 945	4 945		
Ward attendants.....	73 900	73 854	51 880		
Cooks.....	70 900	70 853	45 890		
Butchers.....	18 900	18 890	13 890		
Head waiters.....	97 900	97 854	72 890		
Stenographer-secretaries.....	112 900	112 854	81 880		
Storekeepers.....	14 900	14 880	10 880		
Engineers.....	9 900	9 900	3 900		
Salary range, \$600 to \$780; average, \$690—					
Medical examiners.....	38 602	38 602	55 600		
Dental examiner.....	1 600	1 600	1 600		
Attending specialist.....	1 601	1 601	1 601		
File clerks.....	6 680	6 680	6 680		
Typists.....	2 650	2 650	2 650		
Stenographers.....	2 620	2 620	2 620		
Clerks.....	14 680	26 681	99 660		
Messengers.....	113 675	183 675	197 660		
Unskilled laborers.....	5 632	5 632	521 606		
Chauffeurs.....	196 691	196 641	217 600		
Ward attendants.....	731 690	731 667	611 680		
Seamstresses.....	86 690	86 649	62 680		
Kitchen helpers.....	79 690	79 654	53 680		
Waiters.....	3 690	3 600	3 600		
Farmers.....	26 690	26 600	26 600		
Guards.....	174 690	174 658	124 680		
Laundry helpers.....	396 690	396 662	306 680		
Salary range, \$420 to \$600; average, \$510—					
Medical examiners.....	4 550	4 550	21 560		
Messengers.....	11 558	11 558	23 560		
File clerk.....	1 478	1 478	1 478		
Dental assistant.....	1 510	1 420	1 420		
Ward attendants.....	1,507 510	1,405 439	1,201 500		
Maids.....	541 510	541 421	336 506		
Kitchen helpers.....	798 510	663 420	623 500		
Waiters.....	824 510	824 420	770 490		
Coal passers.....	232 510	231 420	201 490		
Warehousemen.....	18 510	18 420	16 490		
Skilled laborers.....	108 510	108 420	78 489		
Unskilled laborers.....	491 510	491 420	351 490		
Janitors.....	68 510	68 420	60 490		
Laundry helpers.....	116 510	116 420	76 481		
Elevator operators.....	32 510	32 420	27 480		
Salary range, \$240 to \$420; average, \$330—					
Medical examiners.....	4 300	4 300	4 300		
Stenographer.....	1 350	1 350	1 350		
Messenger.....	1 360	1 360	1 360		
Salary range, under \$240—					
Legal advisor.....	1 1	1 1	1 1		
Typist.....	1 189	1 189	1 189		
Janitors.....	2 213	2 213	2 213		
Total average number of employees.....	22,558	23,314	23,332		
Total salaries and wages, field service.....	33,206,764.00	33,635,552.00	34,031,758.00		
The difference between 1927 and 1926 is due to—					
Decrease in force.....	\$1,988,482.00				
Increase in salary.....	1,561,694.00				
Net decrease.....	426,788.00				
01 Total personal services.....	40,748,246.00	41,316,290.00	41,724,277.00		

Estimates of appropriations required for the service of the fiscal year ending June 30, 1927—Continued

General object (title of appropriation), date of acts, references to Statutes at Large, or to Revised Statutes, and estimated amount required for each detailed object				Total amount to be appropriated under each head of appropriation	Amount appropriated for the fiscal year ending June 30, 1926
Salaries and Expenses, Veterans' Bureau—Continued.					
	Estimated expenditures, 1927 appropriation	Estimated expenditures, 1926 appropriation	Expended and obligated, 1925		
Supplies and materials:					
0200 Stationary and office supplies.....	\$337,515.00	\$335,604.00	\$332,946.91		
0280 Sundry supplies.....	74,810.00	73,460.00	71,344.85		
02 Total supplies and materials.....	412,325.00	409,064.00	404,291.76		
Communication service:					
0500 Telegraph service.....	14,555.00	14,320.00	14,373.99		
0510 Telephone service.....	98,805.00	95,110.00	96,638.80		
0520 Other communication service.....	17,630.00	18,322.00	17,211.39		
05 Total communication service.....	130,990.00	127,752.00	128,224.18		
Travel expenses:					
0615 Transportation.....	493,934.00	495,857.00	495,102.39		
0616 Subsistence.....	601,205.00	612,318.00	624,642.74		
06 Total travel expenses.....	1,095,139.00	1,108,175.00	1,136,068.21		
07 Transportation of things.....	84,340.00	73,283.00	77,406.70		
10 Furnishing of heat, light, power, etc.....	68,480.00	68,344.00	66,692.80		
Rents:					
1100 Rent of buildings and structures.....	725,360.00	778,802.00	953,709.81		
1110 Other rents.....	22,780.00	22,780.00	22,781.56		
11 Total rents.....	748,140.00	801,582.00	976,491.37		
12 Repairs and alterations.....	103,135.00	110,323.00	113,548.51		
13 Special and miscellaneous current expenses.....	71,390.00	64,429.00	55,267.16		
Equipment:					
3010 Furniture, furnishings, and fixtures.....	148,218.00	154,304.00	167,083.85		
3050 Other equipment.....	389,597.00	356,454.00	127,618.17		
30 Total equipment.....	537,815.00	510,758.00	294,702.02		
Reserve.....		910,000.00			
Total.....	44,000,000.00	45,500,000.00	44,976,969.81		
Printing and Binding, Veterans' Bureau—					
For printing and binding for the United States Veterans' Bureau, including all of its bureaus, offices, institutions and services located in Washington, District of Columbia, and elsewhere (<i>acts Mar. 20, 1922, vol. 42, p. 436; Feb. 13, 1923, vol. 42, p. 1243; June 7, 1924, vol. 43, p. 533; Mar. 3, 1925, vol. 43, p. 1210</i>)				\$165,000.00	\$200,000.00
	Estimated expenditures, 1927 appropriation	Estimated expenditures, 1926 appropriation	Expended and obligated, 1925		
0800 Printing and binding.....	\$165,000.00	\$200,000.00	\$162,282.57		
Military and Naval Compensation, Veterans' Bureau—					
Compensation: For the payment of military and naval compensation accruing during the fiscal year [1926] 1927 or in prior fiscal years for death or disability provided by the act approved October 6, 1917, as amended, and the World War veterans' act, 1924, approved June 7, 1924 (<i>acts Oct. 6, 1917, vol. 40, p. 398; Aug. 9, 1921, vol. 42, p. 149, sec. 8; Feb. 13, 1923, vol. 42, p. 1243; June 7, 1924, vol. 43, p. 532; Mar. 3, 1925, vol. 43, p. 1210</i>)				140,800,000.00	127,000,000.00
	Estimated expenditures, 1927 appropriation	Estimated expenditures, 1926 appropriation	Expended and obligated, 1925		
2132 Military and naval compensation for death or disability.....	\$140,800,000.00	\$140,000,000.00	\$129,597,457.54		

Estimates of appropriations required for the service of the fiscal year ending June 30, 1927—Continued

General object (title of appropriation), date of acts, references to Statutes at Large, or to Revised Statutes, and estimated amount required for each detailed object	Total amount to be appropriated under each head of appropriation	Amount appropriated for the fiscal year ending June 30, 1926																																																																																																																								
<p>Medical and Hospital Services, Veterans' Bureau—</p> <p>Medical and hospital services: For medical, surgical, dental, dispensary, and hospital services and facilities, convalescent care, necessary and reasonable aftercare, welfare of, nursing, prosthetic appliances (<i>including special clothing made necessary by the wearing of prosthetic appliances prescribed by the bureau</i>) medical examinations, funeral, burial, and other incidental expenses (<i>including preparation for shipment and transportation of remains accruing during the fiscal year 1927 or in prior fiscal years</i>, traveling expenses, and supplies, and not exceeding \$100,000 for library books, magazines, and papers for beneficiaries of the United States Veterans' Bureau, including court costs and other expenses incident to proceedings heretofore or hereafter taken for commitment of mentally incompetent persons to hospitals for the care and treatment of the insane, \$35,000,000. This appropriation shall be disbursed by the United States Veterans' Bureau, and such portion thereof as may be necessary shall be allotted from time to time to the Public Health Service, and the War, Navy, and Interior Departments, and transferred to their credit for disbursement by them for the purposes set forth in the foregoing paragraph; and allotted and transferred to the Board of Managers of the National Home for Disabled Volunteer Soldiers for the purposes set forth in the foregoing paragraph, and such sums as are allotted to the Board of Managers shall be covered into the surplus fund of the Treasury.</p> <p>No part of this appropriation shall be expended for the purchase of any site for a new hospital, for or toward the construction of any new hospital, or for the purchase of any hospital; and not more than [\$3,837,750] \$3,596,400 of this appropriation may be used to alter, improve, or provide facilities in the several hospitals under the jurisdiction of the United States Veterans' Bureau so as to furnish adequate accommodations for its beneficiaries either by contract or by the hire of temporary employees and the purchase of materials.</p> <p>The allotments made to the Public Health Service, War, Navy, and Interior Departments shall be available for expenditure for care and treatment of beneficiaries of the United States Veterans' Bureau, and for necessary minor repairs and improvements of existing facilities, under the various headings of appropriations made to said departments as may be necessary (<i>acts Mar. 3, 1919, vol. 40, p. 1302; Aug. 3, 1921, vol. 42, p. 149, sec. 8; Apr. 20, 1922, vol. 42, p. 497, sec. 3; June 12, 1922, vol. 42, p. 649; Feb. 13, 1923, vol. 42, p. 1243; June 7, 1924, vol. 43, p. 533; Mar. 3, 1925, vol. 43, pp 1210, 1211</i>)</p>	\$35,000,000.00	\$35,000,000.00																																																																																																																								
<table><tr><th></th><th>Estimated expenditures, 1927 appropriation</th><th>Estimated expenditures, 1926 appropriation</th><th>Expended and obligated, 1925</th></tr><tr><td>01 Personal services (special and miscellaneous payments).....</td><td>\$12,974,500.00</td><td>\$13,412,710.00</td><td>\$12,933,685.50</td></tr><tr><td> Supplies and materials:</td><td></td><td></td><td></td></tr><tr><td> 0200 Stationery and office supplies.....</td><td>77,225.00</td><td>69,030.00</td><td>65,315.62</td></tr><tr><td> 0210 Medical and hospital supplies.....</td><td>2,053,510.00</td><td>1,786,670.00</td><td>2,198,694.59</td></tr><tr><td> 0230 Fuel.....</td><td>888,500.00</td><td>794,280.00</td><td>751,526.56</td></tr><tr><td> 0260 Provisions.....</td><td>7,215,515.00</td><td>6,887,820.00</td><td>6,605,818.14</td></tr><tr><td> 0280 Sundry supplies.....</td><td>423,200.00</td><td>378,299.00</td><td>561,623.00</td></tr><tr><td>02 Total supplies and materials.....</td><td>10,658,010.00</td><td>9,916,099.00</td><td>10,182,977.91</td></tr><tr><td> Communication service:</td><td></td><td></td><td></td></tr><tr><td> 0500 Telegraph service.....</td><td>5,520.00</td><td>5,035.00</td><td>4,764.55</td></tr><tr><td> 0510 Telephone service.....</td><td>71,680.00</td><td>65,390.00</td><td>61,871.21</td></tr><tr><td>05 Total communication service.....</td><td>77,200.00</td><td>70,425.00</td><td>66,635.76</td></tr><tr><td> Travel expenses:</td><td></td><td></td><td></td></tr><tr><td> 0615 Transportation.....</td><td>2,384,916.00</td><td>2,003,320.00</td><td>2,352,602.09</td></tr><tr><td> 0616 Subsistence.....</td><td>837,944.00</td><td>703,870.00</td><td>811,147.34</td></tr><tr><td>06 Total travel expenses.....</td><td>3,222,860.00</td><td>2,707,190.00</td><td>3,163,749.43</td></tr><tr><td>07 Transportation of things.....</td><td>863,380.00</td><td>769,200.00</td><td>727,792.59</td></tr><tr><td>10 Furnishing of heat, light, water, etc.....</td><td>637,965.00</td><td>582,010.00</td><td>550,680.43</td></tr><tr><td>11 Rents.....</td><td>912,870.00</td><td>875,485.00</td><td>853,526.77</td></tr><tr><td>12 Repairs and alterations.....</td><td>3,671,400.00</td><td>4,657,235.00</td><td>5,270,629.75</td></tr><tr><td>13 Special and miscellaneous current expenses.....</td><td>461,815.00</td><td>411,830.00</td><td>389,661.07</td></tr><tr><td>22 Burials.....</td><td>600,000.00</td><td>450,000.00</td><td>478,564.37</td></tr><tr><td> Equipment:</td><td></td><td></td><td></td></tr><tr><td> 3010 Furniture, furnishings, and fixtures.....</td><td>820,000.00</td><td>1,167,300.00</td><td>1,538,709.80</td></tr><tr><td> 3020 Educational, scientific, and recreational equipment.....</td><td>100,000.00</td><td>100,000.00</td><td>100,000.00</td></tr><tr><td> 3050 Other equipment.....</td><td></td><td></td><td>10,500.00</td></tr><tr><td>30 Total equipment.....</td><td>920,000.00</td><td>1,267,300.00</td><td>1,649,209.80</td></tr><tr><td>Reserve.....</td><td></td><td>700,000.00</td><td></td></tr><tr><td>Total.....</td><td>35,000,000.00</td><td>35,819,494.00</td><td>36,287,113.47</td></tr></table>		Estimated expenditures, 1927 appropriation	Estimated expenditures, 1926 appropriation	Expended and obligated, 1925	01 Personal services (special and miscellaneous payments).....	\$12,974,500.00	\$13,412,710.00	\$12,933,685.50	Supplies and materials:				0200 Stationery and office supplies.....	77,225.00	69,030.00	65,315.62	0210 Medical and hospital supplies.....	2,053,510.00	1,786,670.00	2,198,694.59	0230 Fuel.....	888,500.00	794,280.00	751,526.56	0260 Provisions.....	7,215,515.00	6,887,820.00	6,605,818.14	0280 Sundry supplies.....	423,200.00	378,299.00	561,623.00	02 Total supplies and materials.....	10,658,010.00	9,916,099.00	10,182,977.91	Communication service:				0500 Telegraph service.....	5,520.00	5,035.00	4,764.55	0510 Telephone service.....	71,680.00	65,390.00	61,871.21	05 Total communication service.....	77,200.00	70,425.00	66,635.76	Travel expenses:				0615 Transportation.....	2,384,916.00	2,003,320.00	2,352,602.09	0616 Subsistence.....	837,944.00	703,870.00	811,147.34	06 Total travel expenses.....	3,222,860.00	2,707,190.00	3,163,749.43	07 Transportation of things.....	863,380.00	769,200.00	727,792.59	10 Furnishing of heat, light, water, etc.....	637,965.00	582,010.00	550,680.43	11 Rents.....	912,870.00	875,485.00	853,526.77	12 Repairs and alterations.....	3,671,400.00	4,657,235.00	5,270,629.75	13 Special and miscellaneous current expenses.....	461,815.00	411,830.00	389,661.07	22 Burials.....	600,000.00	450,000.00	478,564.37	Equipment:				3010 Furniture, furnishings, and fixtures.....	820,000.00	1,167,300.00	1,538,709.80	3020 Educational, scientific, and recreational equipment.....	100,000.00	100,000.00	100,000.00	3050 Other equipment.....			10,500.00	30 Total equipment.....	920,000.00	1,267,300.00	1,649,209.80	Reserve.....		700,000.00		Total.....	35,000,000.00	35,819,494.00	36,287,113.47		
	Estimated expenditures, 1927 appropriation	Estimated expenditures, 1926 appropriation	Expended and obligated, 1925																																																																																																																							
01 Personal services (special and miscellaneous payments).....	\$12,974,500.00	\$13,412,710.00	\$12,933,685.50																																																																																																																							
Supplies and materials:																																																																																																																										
0200 Stationery and office supplies.....	77,225.00	69,030.00	65,315.62																																																																																																																							
0210 Medical and hospital supplies.....	2,053,510.00	1,786,670.00	2,198,694.59																																																																																																																							
0230 Fuel.....	888,500.00	794,280.00	751,526.56																																																																																																																							
0260 Provisions.....	7,215,515.00	6,887,820.00	6,605,818.14																																																																																																																							
0280 Sundry supplies.....	423,200.00	378,299.00	561,623.00																																																																																																																							
02 Total supplies and materials.....	10,658,010.00	9,916,099.00	10,182,977.91																																																																																																																							
Communication service:																																																																																																																										
0500 Telegraph service.....	5,520.00	5,035.00	4,764.55																																																																																																																							
0510 Telephone service.....	71,680.00	65,390.00	61,871.21																																																																																																																							
05 Total communication service.....	77,200.00	70,425.00	66,635.76																																																																																																																							
Travel expenses:																																																																																																																										
0615 Transportation.....	2,384,916.00	2,003,320.00	2,352,602.09																																																																																																																							
0616 Subsistence.....	837,944.00	703,870.00	811,147.34																																																																																																																							
06 Total travel expenses.....	3,222,860.00	2,707,190.00	3,163,749.43																																																																																																																							
07 Transportation of things.....	863,380.00	769,200.00	727,792.59																																																																																																																							
10 Furnishing of heat, light, water, etc.....	637,965.00	582,010.00	550,680.43																																																																																																																							
11 Rents.....	912,870.00	875,485.00	853,526.77																																																																																																																							
12 Repairs and alterations.....	3,671,400.00	4,657,235.00	5,270,629.75																																																																																																																							
13 Special and miscellaneous current expenses.....	461,815.00	411,830.00	389,661.07																																																																																																																							
22 Burials.....	600,000.00	450,000.00	478,564.37																																																																																																																							
Equipment:																																																																																																																										
3010 Furniture, furnishings, and fixtures.....	820,000.00	1,167,300.00	1,538,709.80																																																																																																																							
3020 Educational, scientific, and recreational equipment.....	100,000.00	100,000.00	100,000.00																																																																																																																							
3050 Other equipment.....			10,500.00																																																																																																																							
30 Total equipment.....	920,000.00	1,267,300.00	1,649,209.80																																																																																																																							
Reserve.....		700,000.00																																																																																																																								
Total.....	35,000,000.00	35,819,494.00	36,287,113.47																																																																																																																							
¹ Includes the unexpended balance of \$819,484 of the sum of \$2,666,050 carried over from the appropriation Medical and hospital services, United States Veterans' Bureau, 1925."																																																																																																																										

¹ Includes the unexpended balance of \$819,484 of the sum of \$2,666,050 carried over from the appropriation 'Medical and hospital services, United States Veterans' Bureau, 1925.'

Estimates of appropriations required for the service of the fiscal year ending June 30, 1927—Continued

General object (title of appropriation), date of acts, references to Statutes at Large, or to Revised Statutes, and estimated amount required for each detailed object				Total amount to be appropriated under each head of appropriation	Amount appropriated for the fiscal year ending June 30, 1926
[Vocational Rehabilitation, Veterans' Bureau—] Appropriation for vocational rehabilitation for 1926 not asked for 1927					\$38,000,000.00
	Estimated expenditures, 1927 appropriation	Estimated expenditures, 1926 appropriation	Expended and obligated, 1925		
01 Personal services (instructors).....		\$35,373.00	\$20,163.46		
Supplies and materials:					
0200 Stationery and office supplies.....			754.71		
0220 Scientific and educational supplies.....		366,859.00	805,883.36		
02 Total supplies and materials.....		366,859.00	806,638.07		
03 Subsistence and support of persons (service).....		5,094.00	8,405.44		
06 Travel expense.....		90,515.00	223,234.91		
07 Transportation of things.....		41,535.00	46,121.98		
10 Heat, light, water, power, etc.....			25,859.30		
11 Rents of buildings and structures.....			117,172.22		
12 Repairs and alterations.....			98.61		
13 Special and miscellaneous current expenses.....			24,468.59		
21 Allowances.....		32,535,756.00	53,913,453.91		
22 Tuition.....		2,594,878.00	3,809,941.41		
Equipment:					
3010 Furniture.....			1,332.59		
3020 Educational, scientific, and recreational equipment.....		429,990.00	852,312.86		
30 Total equipment.....		429,990.00	853,645.45		
Reserve.....		1,900,000.00			
Total.....		38,000,000.00	59,849,201.35		
Military and Naval Insurance, Veterans' Bureau— For military and naval insurance accruing during the fiscal year 1927 or in prior fiscal years (acts Oct. 6, 1917, vol. 40, p. 398; Aug. 9, 1921, vol. 42, p. 149; Feb. 13, 1923, vol. 42, p. 1243; June 7, 1924, vol. 43, p. 533; Mar. 3, 1925, vol. 43, p. 1212)				\$95,000,000.00	98,000,000.00
	Estimated expenditures, 1927 appropriation	Estimated expenditures, 1926 appropriation	Expended and obligated, 1925		
2152 Military and naval insurance.....	\$95,000,000	\$125,455,795	\$104,136,493		
[Adjusted Service and Dependent Pay, Veterans' Bureau—] Adjusted service and dependent pay: For payment of adjusted service credits of not more than \$50 each, as provided in sections 401 and 601 of the World War adjusted compensation act of May 19, 1924, and for payment to dependents of deceased veterans the quarterly installments due on adjusted service credits in excess of \$50 each, as provided in sections 601 and 603 of said act, \$12,000,000, to remain available until expended (act Mar. 3, 1925, vol. 43, p. 1212)					12,000,000.00
	Estimated expenditures, 1927 appropriation	Estimated expenditures, 1926 appropriation	Expended and obligated, 1925		
21 Cash payments and dependent pay.....	\$15,800,000	\$6,800,000	\$3,038,456		
Adjusted Service Certificate Fund— Adjusted service certificate fund: For an amount necessary under section 505 of the World War Adjusted Compensation Act of May 19, 1924, to provide for the payment of the face value of each adjusted service certificate in twenty years from its date or on the prior death of the veteran [\$50,000,000] \$140,000,000, to remain available until expended (act Mar. 3, 1925, vol. 43, p. 1212)				140,000,000.00	50,000,000.00
	Estimated expenditures, 1927 appropriation	Estimated expenditures, 1926 appropriation	Expended and obligated, 1925		
21 Payment of adjusted service certificates.....	\$18,060,807	\$17,117,934	\$15,735,681		

Estimates of appropriations required for the service of the fiscal year ending June 30, 1927—Continued

General object (title of appropriation), date of acts, references to Statutes at Large, or to Revised Statutes, and estimated amount required for each detailed object				Total amount to be appropriated under each head of appropriation	Amount appropriated for the fiscal year ending June 30, 1926
Hospital Facilities and Services, Veterans' Bureau— <i>For carrying out the provisions of the act entitled "An act to authorize an appropriation to provide additional hospital and out-patient dispensary facilities for persons entitled to hospitalization under the World War veterans' act, 1924," approved March 3, 1925, \$4,000,000, to become immediately available and to remain available until expended: Provided, That for the purpose of carrying out said act, the Director of the United States veterans' Bureau, when authorized by the President, may incur obligations not to exceed in all the amount of \$10,000,000 authorized in the act, of which the appropriation herein made forms a part (submitted)</i>				\$4, 000, 000. 00	
	Estimated expenditures, 1927 appropriation	Estimated expenditures, 1926 appropriation	Expended and obligated, 1925		
32 Structures and parts and nonstructural improvements to land (including fixed equipment).....	\$4, 000, 000	\$6, 850, 000	\$3, 903, 925		
Total, United States Veterans' Bureau				458, 965, 000. 00	\$405, 700, 000. 00
SEC. 2. In expending appropriations or portions of appropriations, contained in this act, for the payment for personal services in the District of Columbia in accordance with the classification act of 1923, the average of the salaries of the total number of persons under any grade in any bureau, office, or other appropriation unit shall not at any time exceed the average of the compensation rates specified for the grade by such act, and in grades in which only one position is allocated, the salary of such position shall not exceed the average of the compensation rates for the grade: <i>Provided</i> , That this restriction shall not apply (1) to grades 1, 2, 3, and 4 of the clerical-mechanical service, or (2) to require the reduction in salary of any person whose compensation was fixed as of July 1, 1924, in accordance with the rules of section 6 of such act, (3) to require the reduction in salary of any person who is transferred from one position to another position in the same or different grade, in the same or a different bureau, office, or other appropriation unit, or (4) to prevent the payment of a salary under any grade at a rate higher than the maximum rate of the grade when such higher rate is permitted by the classification act of 1923, and is specifically authorized by other law.					
Total, Executive Office and Independent Establishments				505, 709, 859. 25	459, 820, 459. 00

ESTIMATES OF APPROPRIATIONS REQUIRED FOR THE SERVICE OF THE FISCAL YEAR ENDING JUNE 30, 1927

General object (title of appropriation), date of acts, references to Statutes at Large, or to Revised Statutes, and estimated amount required for each detailed object	Total amount to be appropriated under each head of appropriation	Amount appropriated for the fiscal year ending June 30, 1926
--	--	--

CHAPTER III.—DEPARTMENT OF AGRICULTURE

OFFICE OF THE SECRETARY

Salaries, Office of Secretary of Agriculture—

For Secretary of Agriculture, **[\$12,000]** \$15,000; Assistant Secretary and other personal services in the District of Columbia, **[\$513,937;]** [and] including \$7,294 for extra labor and emergency employments, **[\$7,294;]** in accordance with the classification act of 1923 and for personal services in the field, \$650,960; in all, **[\$533,231]** \$665,960, of which amount not to exceed \$644,360 may be expended for personal services in the District of Columbia: *Provided*, That in expending appropriations or portions of appropriations, contained in this act, for the payment for personal services in the District of Columbia in accordance with the classification act of 1923, the average of the salaries of the total number of persons under any grade in any bureau, office, or other appropriation unit shall not at any time exceed the average of the compensation rates specified for the grade by such act, and in grades in which only one position is allocated the salary of such position shall not exceed the average of the compensation rates for the grade: *Provided*, That this restriction shall not apply (1) to grades 1, 2, 3, and 4 of the clerical-mechanical service, or (2) to require the reduction in salary of any person whose compensation was fixed, as of July 1, 1924, in accordance with the rules of section 6 of such act, (3) to require the reduction in salary of any person who is transferred from one position to another position in the same or different grade in the same or a different bureau, office, or other appropriation unit, or (4) to prevent the payment of a salary under any grade at a rate higher than the maximum rate of the grade when such higher rate is permitted by the classification act of 1923, and is specifically authorized by other law: *Provided further*, That the Secretary of Agriculture is authorized to contract for stenographic reporting services and the appropriations made in this act shall be available for such purposes (act Feb. 10, 1925, vol. 43, p. 822)-----

\$665, 960. 00

\$611, 691. 00

	Estimated expenditures, 1927 appropriation	Estimated expenditures, 1926 appropriation	Expended and obligated, 1925
Departmental service:			
Salaries—			
Clerical, administrative, and fiscal service—			
Grade 14, \$7,500 and over—	<i>Average—</i> No. Salary	<i>Average—</i> No. Salary	<i>Average—</i> No. Salary
Secretary.....	1 \$15,000.00	1 \$15,000.00	1 \$13,000.00
Special executive officer (Assistant Secretary).....	1 7,500.00	1 7,500.00	1 7,500.00
Grade 12, \$5,200 to \$6,000; average, \$5,600—			
Senior administrative officer (Budget officer).....	1 5,200.00	1 5,200.00	
Senior administrative officer.....	1 5,200.00		
Grade 11, \$3,900 to \$5,000; average, \$4,400—			
Administrative officers (1. Chief clerk; 2. Director of purchase; 3. Disbursing clerk).....	3 4,133.00	3 4,133.00	2 4,218.00
Assistant chief accountant and auditor.....			1 3,800.00
Grade 10, \$3,300 to \$3,900; average, \$3,600—			
Junior administrative officers.....	2 3,600.00	1 3,900.00	
Senior accountant and auditor.....	1 3,500.00	1 3,600.00	
Grade 9, \$3,000 to \$3,600; average, \$3,300—			
Senior administrative assistants.....	4 3,250.00	3 3,200.00	3 3,042.00
Investigator.....			1 3,000.00
Grade 8, \$2,700 to \$3,300; average, \$3,000—			
Assistant traffic manager.....	1 3,000.00	1 3,000.00	1 3,000.00
Associate investigators.....	2 2,900.00	2 2,800.00	1 2,780.00
Administrative assistants.....	3 2,867.00	1 2,757.00	
Grade 7, \$2,400 to \$3,000; average, \$2,700—			
Junior administrative assistants.....	12 2,667.00	10 2,640.00	6 2,590.00
Senior transportation-rate and traffic auditor.....	1 2,600.00	1 2,500.00	1 2,400.00
Assistant investigator.....			1 2,500.00
Grade 6, \$2,100 to \$2,700; average, \$2,400—			
Principal clerks.....	8 2,475.00	8 2,475.00	5 2,517.00
Grade 5, \$1,860 to \$2,400; average, \$2,111.42—			
Senior clerks.....	14 2,104.00	15 2,104.00	14 2,104.00
Head stenographers.....	2 2,030.00	2 2,030.00	2 1,980.00
Senior clerk-stenographers.....	4 2,020.00	4 2,020.00	2 1,980.00
Grade 4, \$1,680 to \$2,040; average, \$1,860—			
Clerks.....	16 1,890.00	15 1,888.00	13 1,875.00
Principal stenographer.....	1 1,920.00	1 1,920.00	1 1,860.00
Clerk-stenographers.....	6 1,890.00	8 1,837.00	8 1,856.00
Head operator.....	1 1,680.00	1 1,680.00	1 1,680.00
Grade 3, \$1,500 to \$1,860; average, \$1,680—			
Assistant clerks.....	22 1,669.00	23 1,677.00	24 1,624.00
Head typist.....	1 1,560.00	1 1,560.00	1 1,500.00
Senior stenographers.....	10 1,632.00	10 1,632.00	12 1,628.00
Assistant clerk-stenographers.....	9 1,640.00	9 1,640.00	7 1,627.00
Junior transportation-rate and traffic clerk.....	1 1,680.00	1 1,680.00	1 1,680.00
Senior operator.....			1 1,500.00

Estimates of appropriations required for the service of the fiscal year ending June 30, 1927—Continued

General object (title of appropriation), date of acts, references to Statutes at Large, or to Revised Statutes, and estimated amount required for each detailed object				Total amount to be appropriated under each head of appropriation	Amount appropriated for the fiscal year ending June 30, 1926
Salaries, Office of Secretary of Agriculture—Continued.					
		Estimated expenditures, 1927 appropriation	Estimated expenditures, 1926 appropriation	Expended and obligated, 1925	
Departmental service—Continued.					
Salaries—Continued.					
Clerical, administrative and fiscal service—Contd.					
Grade 2, \$1,320 to \$1,680; average, \$1,500—	Average—		Average—	Average—	
	No. Salary	No. Salary	No. Salary		
Junior clerks.....	16½ \$1,498.00	16½ \$1,495.00	15½ \$1,488.00		
Senior typists.....	2 1,320.00	2 1,320.00	½ 1,320.00		
Junior stenographer.....	1 1,500.00	1 1,500.00	2 1,420.00		
Junior clerk-typists.....	3 1,380.00	3 1,380.00	3½ 1,367.00		
Junior clerk-stenographers.....	4 1,500.00	4 1,500.00	3 1,552.00		
Junior operators.....	9 1,500.00	9 1,500.00	8½ 1,400.00		
Grade 1, \$1,140 to \$1,500; average, \$1,320—					
Underclerks.....	11 1,331.00	11 1,331.00	10½ 1,332.00		
Junior typist.....	1 1,380.00	1 1,380.00			
Underoperators.....	8 1,283.00	8 1,283.00	6½ 1,237.00		
Professional and scientific service—					
Grade 7, \$7,500 and over—					
Special scientists (directors).....	3 7,500.00	2½ 7,500.00	3 7,500.00		
Grade 6, \$6,000 to \$7,500; average, \$6,750—					
Chief scientist (director).....	1 6,000.00				
Chief attorney (solicitor).....	1 6,000.00	1 6,000.00	1 6,000.00		
Grade 5, \$5,200 to \$6,000; average, \$5,600—					
Senior attorneys.....	3 5,200.00	2 5,200.00	1½ 5,200.00		
Grade 4, \$3,800 to \$5,000; average, \$4,400—					
Attorneys.....	6 3,886.00	5 3,840.00	3½ 3,850.00		
Grade 3, \$3,000 to \$3,800; average, \$3,300—					
Associate attorneys.....	5 3,140.00	5 3,140.00	8½ 3,043.00		
Grade 2, \$2,400 to \$3,000; average, \$2,700—					
Assistant attorneys.....	7 2,657.00	7 2,657.00	7½ 2,575.00		
Assistant librarian.....	1 2,400.00	1 2,400.00			
Subprofessional service—					
Grade 6, \$1,860 to \$2,400; average, \$2,111.42—					
Senior engineering draftsman.....			½ 1,860.00		
Grade 5, \$1,680 to \$2,040; average, \$1,860—					
Library assistant.....	1 1,860.00	1 1,860.00			
Custodial service—					
Grade 8, \$1,860 to \$2,400; average, \$2,111.42—					
Principal mechanic.....			1 2,300.00		
Grade 5, \$1,320 to \$1,680; average, \$1,500—					
Foreman of laborers (skilled laborer).....	1 1,680.00	1 1,680.00	½ 1,320.00		
Principal guards.....	3 1,380.00	3 1,380.00	3 1,320.00		
Grade 4, \$1,140 to \$1,500; average, \$1,320—					
Assistant foreman of laborers.....	1 1,260.00	1 1,260.00	1 1,260.00		
Senior guards.....	2 1,140.00	2 1,140.00	2 1,140.00		
Head messenger.....	1 1,260.00	1 1,260.00			
Grade 3, \$1,020 to \$1,260; average, \$1,140—					
Messengers.....	6 1,150.00	6 1,140.00	6 1,130.00		
Senior laborers.....	6 1,090.00	6 1,090.00	4½ 1,092.00		
Minor mechanic.....	1 1,260.00	1 1,260.00	1 1,260.00		
Guards (watchmen).....	75 1,053.00	75 1,053.00	73½ 1,049.00		
Grade 2, \$900 to \$1,140; average, \$1,020—					
Assistant messengers.....	8 908.00	8 908.00	5½ 921.00		
Junior laborers.....	22 1,017.00	22 1,017.00	22½ 1,040.00		
Junior Laborer (charwoman, 6 hours per day).....	1 732.00	1 732.00	1 732.00		
Junior laborers (charwomen, 3 hours per day).....	28 366.00	28 366.00	16½ 366.00		
Grade 1, \$600 to \$780; average, \$690—					
Junior messengers.....	6 620.00	6 620.00	9 712.00		
Reserve.....			500.00		
Alotment from 1926 salaries to meet increase in salary of Secretary for fiscal year 1925.....			970.83		
Total average number of employees.....	372½	366½	332½		
01 Total salaries, departmental service.....	637,066.00	604,397.00	541,471.43		
The difference between 1927 and 1926 is due to—					
Transfer of employees from bureau rolls.....	\$37,720				
Increase in salary of Secretary of Agriculture.....	3,000				
Gross increase.....	40,720				
Decrease in force.....	8,051				
Net increase.....	32,669				
Field service:					
Salaries and wages—					
Salary range, \$3,300 to \$3,900; average, \$3,600—					
District law officers.....	6 3,600.00				
Total average number of employees, field service.....	6				
01 Total salaries and wages, field service.....	21,600.00				
The difference between 1927 and 1926 is due to transfer of employees from bureau rolls, \$21,600					
Salaries (extra labor and emergency employments)—					
Temporary unclassified part-time employees, at \$2.50 per diem when actually employed (relief watchmen).....	30	30	30		
01 Total salaries and wages, temporary employees.....	7,294.00	7,294.00	7,056.50		
01 Total personal services.....	665,960.00	611,691.00	548,527.93		

¹ \$970.83 of this amount was paid from 1926 salaries to meet increase in salary of Secretary for fiscal year 1925.

Estimates of appropriations required for the service of the fiscal year ending June 30, 1927—Continued

General object (title of appropriation), date of acts, references to Statutes at Large, or to Revised Statutes, and estimated amount required for each detailed object				Total amount to be appropriated under each head of appropriation	Amount appropriated for the fiscal year ending June 30, 1926
Compensation, Mechanical Shops and Power Plant, Department of Agriculture— For salaries and compensation of necessary employees in the mechanical shops and power plant of the Department of Agriculture (<i>act Feb. 10, 1925, vol. 43, p. 822</i>)				\$92,000.00	\$93,000.00
	Estimated expenditures, 1927 appropriation	Estimated expenditures, 1926 appropriation	Expended and obligated, 1925		
Departmental service: Salaries— Clerical, administrative, and fiscal service— Grade 9, \$3,000 to \$3,600; average, \$3,300— Senior administrative assistant..... Grade 7, \$2,400 to \$3,000; average, \$2,700— Junior administrative assistant..... Grade 4, \$1,680 to \$2,040; average, \$1,860— Clerk..... Grade 3, \$1,500 to \$1,860; average, \$1,680— Assistant clerk..... Grade 2, \$1,320 to \$1,680; average, \$1,500— Junior clerk..... Custodial service— Grade 10, \$2,400 to \$3,000; average, \$2,700— Chief mechanical superintendent..... Grade 9, \$2,100 to \$2,700; average, \$2,400— Assistant mechanical superintendent..... Grade 8, \$1,860 to \$2,400; average, \$2,111.42— Principal mechanics..... Grade 7, \$1,680 to \$2,040; average, \$1,860— Senior mechanics..... Grade 6, \$1,500 to \$1,860; average, \$1,680— Mechanics..... Grade 5, \$1,320 to \$1,680; average, \$1,500— Junior mechanics..... Grade 4, \$1,140 to \$1,500; average, \$1,320— Undermechanics..... Grade 3, \$1,020 to \$1,260; average, \$1,140— Minor mechanics..... Senior laborers..... Grade 2, \$900 to \$1,140; average, \$1,020— Subordinate mechanics..... Junior laborers..... Total number of employees..... Total salaries, departmental service..... Reimbursement for 1927, 1926, and 1925.....					
	<i>Average—</i> No. Salary 1 \$3,000	<i>Average—</i> No. Salary 1 \$3,000	<i>Average—</i> No. Salary 1 \$3,000		
	1 2,600	1 2,600	1 2,500		
	1 1,680	1 1,680	1 1,680		
	1 1,560	1 1,560	1 1,500		
			1 1,440		
	1 2,800	1 2,800	1 2,800		
	1 2,400	1 2,400	1 2,337		
	6 2,150	6 2,150	6 2,150		
	6 1,930	6 1,930	5 1,937		
	52 1,740	52 1,740	53 1,748		
	2 1,440	2 1,440	1 1,393		
	23 1,276	23 1,276	23 1,250		
	17 1,144	17 1,144	16 1,154		
	2 1,110	2 1,110	1 1,087		
	19 960	19 960	19 960		
	2 1,110	3 1,060	3 1,016		
	135	136	136 1/2		
	203,300.00	204,300.00	204,461.70		
	111,300.00	111,300.00	107,751.98		
01 Total net salaries.....	92,000.00	93,000.00	96,709.72		
The difference between 1927 and 1926 is due to decrease in force, 1,000.					
Miscellaneous Expenses, Department of Agriculture— For stationery, blank books, twine, paper, gum, dry goods, soap, brushes, brooms, mats, oils, paints, glass, lumber, hardware, ice, fuel, water and gas pipes, heating apparatus, furniture, carpets, and matting; for lights, freight, express charges, not to exceed \$700 for newspapers for which payment may be made in advance, advertising and press clippings, telegraphing, telephoning, postage, washing towels, and necessary repairs and improvements to buildings and heating apparatus; for the purchase, subsistence, and care of horses and the purchase and repair of harness and vehicles, for official purpose only, including necessary expenses for the maintenance, repair, and operation of an automobile for the official use of the Secretary of Agriculture; for the payment of the Department of Agriculture's proportionate share of the expense of the dispatch agent in New York; for official traveling expenses; not to exceed \$35,000 for the purchase of additional land for experimental purposes adjoining the experimental farm of the Department of Agriculture near Beltsville, Maryland; and for other miscellaneous supplies and expenses not otherwise provided for and necessary for the practical and efficient work of the department, [\$144,000] , \$180,000, of which not to exceed \$4,000, in addition to the turn in value of the automobile now in use by the Secretary of Agriculture, may be used for the purchase of an automobile for his official use (<i>act Feb. 10, 1925, vol. 43, pp. 822, 823</i>)				180,000.00	144,000.00
	Estimated expenditures, 1927 appropriation	Estimated expenditures, 1926 appropriation	Expended and obligated, 1925		
01 Salaries, United States dispatch agent.....	\$600.00	\$600.00	\$600.00		
Supplies and materials:					
0200 Stationery and office supplies.....	4,150.00	4,150.00	4,177.63		
0220 Scientific and educational supplies.....	3,550.00	3,550.00	3,507.48		
0230 Fuel (including gas).....	45,000.00	45,000.00	45,062.65		
0280 Sundry supplies.....	7,550.00	8,000.00	7,271.70		
0290 Materials.....	20,000.00	20,000.00	22,086.04		
02 Total supplies and materials.....	80,250.00	80,700.00	82,065.50		

Estimates of appropriations required for the service of the fiscal year ending June 30, 1927—Continued

General object (title of appropriation), date of acts, references to Statutes at Large, or to Revised Statutes, and estimated amount required for each detailed object				Total amount to be appropriated under each head of appropriation	Amount appropriated for the fiscal year ending June 30, 1926
<i>Miscellaneous Expenses, Department of Agriculture—Continued.</i>					
		Estimated expenditures, 1927 appropriation	Estimated expenditures, 1926 appropriation	Expended and obligated, 1925	
Communication service:					
0500	Telegraph service.....	\$700.00	\$700.00	\$680.16	
0510	Telephone service.....	4,700.00	4,700.00	4,662.72	
0520	Other communication service.....	1,600.00	1,600.00	1,577.98	
05	Total communication service.....	7,000.00	7,000.00	6,920.86	
06	Travel expenses.....	4,000.00	4,000.00	4,153.05	
07	Transportation of things.....	2,400.00	2,400.00	2,391.29	
08	Printing and binding: Lithographing, engraving, and engrossing.....	50.00	50.00	35.20	
10	Furnishing of heat, light, power, water, and electricity.....	18,000.00	18,000.00	18,121.09	
11	Rents: Other rents (equipment).....	600.00	600.00	1,202.79	
12	Repairs and alterations.....	5,000.00	5,000.00	6,298.84	
13	Special and miscellaneous current expenses.....	2,100.00	2,100.00	2,117.65	
Equipment:					
3000	Passenger-carrying vehicles.....	4,000.00			
3010	Furniture, furnishings, and fixtures.....	10,000.00	12,550.00	10,422.65	
3020	Educational, scientific, and recreational equipment.....			389.44	
3060	Other equipment.....	11,000.00	10,000.00	11,438.65	
30	Total equipment.....	25,000.00	22,550.00	22,250.64	
31	Land and interests in land.....	35,000.00			
32	Structures and parts, etc., nonstructural improvements.....			1,550.00	
	Reserve.....		1,000.00		
	Total.....	190,000.00	144,000.00	147,697.81	
Statement of proposed expenditures from the appropriation for miscellaneous expenses, Department of Agriculture, for the fiscal year ending June 30, 1927, for the maintenance, repair, and operation of motor-propelled passenger-carrying vehicles, as required by sec. 5 of the act of July 18, 1914 (38 Stat. p. 608)					
Office	For maintenance, repair, and operation			Public purposes for which intended	Official and employees by whom used
	Number	Description	Amount		
Secretary's.....	1	Automobile.....	\$1,000	Personal transportation on official business.	Secretary of Agriculture, Washington, D. C.
<i>Rent of Buildings, Department of Agriculture—</i>					
For rent of buildings and parts of buildings in the District of Columbia, for use of the various bureaus, divisions, and offices of the Department of Agriculture, [\$196,866] \$195,366: Provided, That only such part of this sum shall be available to pay rent for space which can not be furnished by the Public Buildings Commission in Government buildings located in the District of Columbia (act Feb. 10, 1925, vol. 43, p. 825).....					
For rent for the Fixed Nitrogen Research Laboratory, \$10,000, to be paid from the funds transferred to the Department of Agriculture by the War Department.				\$195,366.00	\$196,866.00
		Estimated expenditures, 1927 appropriation	Estimated expenditures, 1926 appropriation	Expended and obligated, 1925	
1100	Rent of buildings and structures.....	\$195,366.00	\$196,866.00	\$174,643.86	
Statement showing estimated amounts that will be paid from the appropriation "Rent of buildings, Department of Agriculture" during the fiscal year 1926 for quarters to be occupied by the various branches of the department (38 Stat. p. 1108).					
Bureau of Agricultural Economics.....	\$48,802.55	Packers and Stockyards Administration.....	\$3,000.00		
Bureau of Animal Industry.....	2,680.00	Bureau of Plant Industry.....	14,575.00		
Bureau of Biological Survey.....	3,844.00	Bureau of Public Roads.....	12,650.00		
Bureau of Chemistry.....	17,500.00	Bureau of Soils.....	150.00		
Forest Service.....	35,645.00	Weather Bureau.....	500.00		
Insecticide and Fungicide Board.....	4,360.00	Emergency rentals.....	11,863.45		
Library, Department of Agriculture.....	5,245.00	Total.....	196,866.00		
Office of the Secretary.....	36,050.00				
Total, Office of the Secretary.....				1,133,326.00	1,045,557.00

Estimates of appropriations required for the service of the fiscal year ending June 30, 1927—Continued

General object (title of appropriation), date of acts, references to Statutes at Large, or to Revised Statutes, and estimated amount required for each detailed object				Total amount to be appropriated under each head of appropriation	Amount appropriated for the fiscal year ending June 30, 1926
OFFICE OF [EDITORIAL AND DISTRIBUTION WORK] INFORMATION					
Salaries, Office of [Editorial and Distribution Work] Information— Salaries: For chief of office and other personal services in the District of Columbia in accordance with the classification act of 1923 (<i>act Feb. 10, 1925, vol. 43, p. 823</i>)				\$331,380.00	\$318,720.00
	Estimated expenditures, 1927 appropriation	Estimated expenditures, 1926 appropriation	Expended and obligated, 1925		
Departmental service:					
Salaries—					
Professional and scientific service—					
Grade 6, \$6,000 to \$7,500; average, \$6,750—					
Chief scientist (in charge of information)	No. 1 Salary \$6,000	No. 1 Salary \$6,000	No. 1 Salary \$6,000		
Grade 4, \$3,800 to \$5,000; average, \$4,400—					
Scientist (editorial chief)	1 4,400	1 4,400	1 4,400		
Subprofessional service—					
Grade 8, \$2,400 to \$3,000; average, \$2,700—					
Chief scientific illustrator	1 2,600	1 2,600	1 2,437		
Grade 6, \$1,800 to \$2,400; average, \$2,111.42—					
Senior scientific illustrators	6 1,880	6 1,880	6 1,861		
Grade 5, \$1,350 to \$2,040; average, \$1,680—					
Scientific illustrator	1 1,680	1 1,680			
Grade 4, \$1,500 to \$1,880; average, \$1,680—					
Junior library assistant	1 1,560	1 1,560	1 1,500		
Grade 2, \$1,140 to \$1,500; average, \$1,320—					
Under scientific helpers	3 1,320	3 1,320	3 1,320		
Grade 1, \$900 to \$1,260; average, \$1,080—					
Minor scientific helpers	2 1,080	2 1,080	2 1,050		
Clerical, administrative, and fiscal service—					
Grade 12, \$5,200 to \$6,000; average, \$5,600—					
Senior administrative officer	1 5,200	1 5,200	1 5,200		
Grade 11, \$3,800 to \$5,000; average, \$4,400—					
Administrative officer	1 3,800				
Grade 10, \$3,300 to \$3,900; average, \$3,600—					
Administrative officer	1 3,500	1 3,500	1 3,471		
Senior editor	1 3,500	1 3,500	1 3,500		
Grade 8, \$2,700 to \$3,300; average, \$3,000—					
Administrative assistants	2 2,950	2 2,950	2 2,900		
Associate editors	5 2,950	2 2,950	2 2,869		
Grade 7, \$2,400 to \$3,000; average, \$2,700—					
Junior administrative assistants	4 2,825	4 2,825	4 2,825		
Assistant editor			1 2,700		
Chief photographer	1 2,400	1 2,400	1 2,400		
Grade 6, \$2,100 to \$2,700; average, \$2,400—					
Principal clerks	10 2,380	9 2,356	8 2,325		
Grade 5, \$1,800 to \$2,400; average, \$2,111.42—					
Senior clerks	3 2,266	3 2,266	4 2,149		
Senior photographers	9 1,900	9 1,900	9 1,852		
Senior operator	1 2,100	1 2,100	1 2,100		
Grade 4, \$1,680 to \$2,040; average, \$1,860—					
Clerks	8 1,823	8 1,823	8 1,796		
Head operators	3 1,900	3 1,900	3 1,834		
Grade 3, \$1,500 to \$1,860; average, \$1,680—					
Assistant clerks	17 1,613	16 1,609	18 1,577		
Senior stenographer	1 1,680	1 1,680	1 1,680		
Assistant clerk-stenographers	4 1,635	4 1,650	4 1,584		
Senior operators	2 1,620	2 1,620	2 1,604		
Assistant photographer			1 1,560		
Grade 2, \$1,320 to \$1,680; average, \$1,500—					
Junior operators	11 1,429	11 1,429	11 1,400		
Senior typists	3 1,580	4 1,530	5 1,395		
Junior clerk-typists	5 1,362	5 1,404	5 1,325		
Junior clerk-stenographers	3 1,420	3 1,440	3 1,355		
Junior clerks	30 1,404	30 1,408	30 1,379		
Grade 1, \$1,140 to \$1,500; average, \$1,320—					
Underclerks	11 1,238	12 1,235	12 1,226		
Underoperators	22 1,347	23 1,351	23 1,331		
Custodial service—					
Grade 6, \$1,500 to \$1,860; average, \$1,680—					
Mechanic	1 1,560	1 1,560	1 1,522		
Grade 4, \$1,140 to \$1,500; average, \$1,320—					
Assistant foreman of laborers			1 1,140		
Grade 3, \$1,020 to \$1,260; average, \$1,140—					
Messenger	1 1,080	1 1,080	3 1,054		
Senior laborers	3 1,120	3 1,120	3 1,120		
Grade 2, \$900 to \$1,140; average, \$1,020—					
Junior laborers	10 794	10 794	11 785		
Assistant messengers	7 951	7 951	7 936		
Grade 1, \$600 to \$780; average, \$690—					
Junior messenger	1 720	1 720	1 747		
Total average number of employees	198	195	203		
Total salaries, departmental service	331,380	318,720	318,835		
The difference between 1927 and 1926 is due to—					
Transfer of employees from bureau rolls	\$19,380				
Decrease in force	6,720				
Net increase	12,660				

Estimates of appropriations required for the service of the fiscal year ending June 30, 1927—Continued

General object (title of appropriation), date of acts, references to Statutes at Large, or to Revised Statutes, and estimated amount required for each detailed object				Total amount to be appropriated under each head of appropriation	Amount appropriated for the fiscal year ending June 30, 1926
General Expenses, Office of [Editorial and Distribution Work] Information— For miscellaneous objects of expenditure in connection with the publication, indexing, illustration, and distribution of bulletins, documents, and reports, as follows: For labor-saving machinery and supplies, envelopes, stationery and materials, office furniture and fixtures, photographic equipment and materials, artists' tools and supplies, telephone and telegraph service, freight and express charges; purchase and maintenance of bicycles; purchase of manuscripts; traveling expenses; electrotypes, illustrations, and other expenses not otherwise provided for [and including not to exceed \$2,980 for extra labor and emergency employments in the District of Columbia] (act Feb. 10, 1926, vol. 43, p. 823)				\$35,000.00	\$32,280.00
	Estimated expenditures, 1927 appropriation	Estimated expenditures, 1926 appropriation	Expended and obligated, 1925		
Supplies and materials:					
0200 Stationery and office supplies.....	\$6,525.00	\$6,525.00	\$7,095.90		
0220 Scientific and educational supplies.....	1,225.00	1,225.00	1,334.57		
0280 Sundry supplies.....	170.00	170.00	185.29		
0290 Materials.....	25.00	25.00	29.10		
02 Total supplies and materials.....	7,945.00	7,945.00	8,644.86		
Communication service:					
0500 Telegraph service.....	5.00	5.00	2.66		
0510 Telephone service.....	800.00	800.00	824.08		
0520 Other communication service.....	25.00	25.00	23.32		
05 Total communication service.....	830.00	830.00	850.06		
Travel expenses:					
0615 Transportation.....	200.00	200.00	193.30		
0616 Subsistence.....	75.00	75.00	86.00		
06 Total travel expenses.....	275.00	275.00	279.30		
07 Transportation of things.....	4,500.00	4,500.00	4,667.49		
08 Photographing and photographs and prints.....	50.00	50.00	58.95		
12 Repairs and alterations.....	8,680.00	8,680.00	10,128.77		
Equipment:					
3010 Furniture, furnishings, and fixtures.....	5,000.00	5,000.00	6,031.77		
3020 Educational and scientific equipment.....	2,000.00	2,000.00	2,026.55		
3050 Other equipment.....	5,720.00	2,000.00	1,255.93		
30 Total equipment.....	12,720.00	9,000.00	9,314.25		
Reserve.....		1,000.00			
Total.....	35,000.00	32,280.00	33,943.68		
Printing and Binding, Department of Agriculture— For all printing and binding for the Department of Agriculture, including all of its bureaus, offices, institutions, and services located in Washington, District of Columbia, and elsewhere, [\$738,000] \$720,000, including the Annual Report of the Secretary of Agriculture, as required by the Act approved January 12, 1895, and in pursuance of the joint resolution numbered 13, approved March 30, 1906, and also including not to exceed \$250,000 for farmers' bulletins, which shall be adapted to the interests of the people of the different sections of the country, an equal proportion of four-fifths of which shall be delivered to or sent out under the addressed franks furnished by the Senators, Representatives, and Delegates in Congress, as they shall direct, but not including work done at the field printing plants of the Weather Bureau and the Forest Service authorized by the Joint Committee on Printing, in accordance with the act approved March 1, 1919 (act Feb. 10, 1926, vol. 48, p. 823)				720,000.00	738,000.00
Total, Office of Information, [\$1,089,000] \$1,086,380, of which amount not to exceed [\$321,700] \$331,380 may be expended for personal services in the District of Columbia				1,086,380.00	1,089,000.00

Estimates of appropriations required for the service of the fiscal year ending June 30, 1927—Continued

General object (title of appropriation), date of acts, references to Statutes at Large, or to Revised Statutes, and estimated amount required for each detailed object				Total amount to be appropriated under each head of appropriation	Amount appropriated for the fiscal year ending June 30, 1926
OFFICE OF EXPERIMENT STATIONS					
<i>Salaries, Office of Experiment Stations—</i>					
Salaries: For chief of office and other personal services in the District of Columbia in accordance with the classification act of 1923 (<i>act Feb. 10, 1925, vol. 43, p. 823</i>)				\$35, 386. 00	\$35, 386. 00
	Estimated expenditures, 1927 appropriation	Estimated expenditures, 1926 appropriation	Expended and obligated, 1925		
Departmental service:					
Salaries—					
Professional and scientific service—					
Grade 5, \$5,200 to \$6,000; average, \$5,600—	Average— No. 1 Salary \$5, 400	Average— No. 1 Salary \$5, 400	Average— No. 1 Salary \$5, 300		
Senior scientist.....	1 1, 620	1 1, 620	1 1, 500		
Subprofessional service—					
Grade 4, \$1,500 to \$1,800; average, \$1,650—					
Junior library assistant.....	1 1, 320	1 1, 320	1 1, 440		
Grade 3, \$1,320 to \$1,680; average, \$1,500—					
Underlibrary assistant.....	1 2, 200	1 2, 200	1 2, 233		
Clerical, administrative, and fiscal service—					
Grade 6, \$2,100 to \$2,700; average, \$2,400—					
Principal clerks.....	1 2, 200	1 2, 200	1 2, 100		
Grade 5, \$1,860 to \$2,400; average, \$2,111.42—					
Senior clerk-stenographer.....	1 2, 200	1 2, 200	1 1, 980		
Senior clerks.....	1 2, 040	1 2, 040	1 2, 040		
Grade 4, \$1,680 to \$2,040; average, \$1,860—					
Clerk.....	7 1, 740	7 1, 740	6 1, 740		
Clerk-stenographer.....	7 1, 706	7 1, 706	6 1, 688		
Principal stenographers.....	1 1, 500	1 1, 500	1 1, 500		
Grade 3, \$1,400 to \$1,800; average, \$1,680—					
Assistant clerk.....	1 1, 440	1 1, 440	1 1, 440		
Grade 2, \$1,320 to \$1,680; average, \$1,500—					
Senior typist.....	1 1, 320	1 1, 320	1 1, 320		
Junior clerk.....					
Grade 1, \$1,140 to \$1,500; average, \$1,320—					
Junior operator.....	1 1, 260		1 1, 260		
Junior clerk.....					
Custodial service—					
Grade 4, \$1,140 to \$1,500; average, \$1,320—					
Head messenger.....	1 900	1 900	2 900		
Grade 2, \$900 to \$1,140; average, \$1,020—					
Assistant messenger.....			2 930		
Junior laborers.....			2 366		
Junior laborers.....					
Total average number of employees.....	18 1/2	18 1/2	24 1/2		
Total salaries, departmental service.....	35, 386. 00	35, 386. 00	39, 026. 03		
<i>General Expenses, Office of Experiment Stations—</i>					
To carry into effect the provisions of an act approved March 2, 1887, entitled "An act to establish agricultural experiment stations in connection with the colleges established in the several States under the provisions of an act approved July 2, 1862, and of the acts supplementary thereto," the sums apportioned to the several States, to be paid quarterly in advance (<i>acts July 2, 1862, vol. 12, p. 503, sec. 1; Mar. 2, 1887, vol. 24, p. 440, secs. 1-10; Feb. 10, 1925, vol. 43, p. 824</i>)				\$720, 000. 00	
	Estimated expenditures, 1927 appropriation	Estimated expenditures, 1926 appropriation	Expended and obligated, 1925		
22 Grants, subsidies, and contributions.....	\$720, 000	\$720, 000	\$720, 000		
To carry into effect the provisions of an act approved March 16, 1906, entitled "An act to provide for an increased annual appropriation for agricultural experiment stations and regulating the expenditure thereof," the sums apportioned to the several States, to be paid quarterly in advance (<i>acts Mar. 16, 1906, vol. 34, p. 63, secs. 2, 3; Feb. 10, 1925, vol. 43, p. 824</i>)				720, 000. 00	
	Estimated expenditures, 1927 appropriation	Estimated expenditures, 1926 appropriation	Expended and obligated, 1925		
22 Grants, subsidies, and contributions.....	\$720, 000	\$720, 000	\$720, 000		

Estimates of appropriations required for the service of the fiscal year ending June 30, 1927—Continued

General object (title of appropriation), date of acts, references to Statutes at Large, or to Revised Statutes, and estimated amount required for each detailed object				Total amount to be appropriated under each head of appropriation	Amount appropriated for the fiscal year ending June 30, 1926
General Expenses, Office of Experiment Stations—Continued.					
To carry into effect the provisions of an act approved February 24, 1925, entitled "An act to authorize the more complete endowment of agricultural experiment stations", ["\$960,000"] \$1,440,000 (acts Feb. 24, 1925, vol. 43, p. 970; Mar. 4, 1925, vol. 43, p. 1324) -----				\$1,440,000.00	
	Estimated expenditures, 1927 appropriation	Estimated expenditures, 1926 appropriation	Expended and obligated, 1926		
22 Grants, subsidies, and contributions	\$1,440,000	\$960,000	-----		
<p>To enable the Secretary of Agriculture to enforce the provisions of the acts approved March 2, 1887, [and] March 16, 1906, and February 24, 1925, relative to their administration and for the administration of agricultural experiment stations in Alaska, Hawaii, Porto Rico, the Island of Guam, and the Virgin Islands of the United States, including the employment of clerks, assistants, and other persons in the city of Washington and elsewhere, freight and express charges, official traveling expenses, office fixtures, supplies, apparatus, telegraph and telephone service, gas, electric current, and rent outside of the District of Columbia, ["\$69,180"] \$89,180 [of which amount not to exceed \$64,480 may be expended for personal services in the District of Columbia]; and the Secretary of Agriculture shall prescribe the form of the annual financial statement required under the above acts, ascertain whether the expenditures are in accordance with their provisions, coordinate the work of the Department of Agriculture with that of the State agricultural colleges and experiment stations in the lines authorized in said acts, and make report thereon to Congress (acts July 2, 1882, vol. 12, p. 503, sec. 1; Mar. 2, 1887, vol. 24, p. 440, secs. 1-10; Mar. 16, 1906, vol. 34, p. 63, secs. 2, 3; Feb. 10, 1925, vol. 43, p. 324) -----</p>				89,180.00	
	Estimated expenditures, 1927 appropriation	Estimated expenditures, 1926 appropriation	Expended and obligated, 1926		
Departmental service:					
Salaries—					
Professional and scientific service—	Average—	Average—	Average—		
Grade 5, \$5,200 to \$6,000; average, \$5,600—	No. Salary	No. Salary	No. Salary		
Senior scientist	1 \$5,200	1 \$5,200	1 \$5,200		
Grade 4, \$3,800 to \$5,000; average, \$4,400—					
Scientists	9 3,911	6½ 3,943	7 3,917		
Grade 3, \$3,000 to \$3,600; average, \$3,300—					
Associate scientists	4 3,075	4 3,075	4 3,075		
Grade 2, \$2,400 to \$3,000; average, \$2,700—					
Assistant librarian	1 2,700	1 2,700	½ 2,600		
Assistant scientist	1 2,600	1 2,600	1 2,600		
Grade 1, \$1,860 to \$2,400; average, \$2,111.42—					
Junior librarian	1 2,100	1 2,100	1 2,100		
Subprofessional service—					
Grade 5, \$1,680 to \$2,040; average, \$1,860—					
Library assistant	1 2,040	1 2,040	1 2,040		
Clerical, administrative, and fiscal service—					
Grade 8, \$2,700 to \$3,300; average, \$3,000—					
Administrative assistant	1 2,700				
Grade 6, \$2,100 to \$2,700; average, \$2,400—					
Principal clerk	1 2,500	1 2,500	½ 2,400		
Grade 5, \$1,860 to \$2,400; average, \$2,111.42—					
Senior clerks	2 2,080	1 1,860	1½ 1,980		
Grade 4, \$1,680 to \$2,040; average, \$1,860—					
Clerk-stenographer	½ 1,740	½ 1,740			
Principal stenographers	4 1,680	1½ 1,680	½ 1,680		
Grade 3, \$1,500 to \$1,860; average, \$1,680—					
Senior stenographer	1 1,500				
Assistant clerk			1 1,680		
Grade 2, \$1,320 to \$1,680; average, \$1,500—					
Senior typist			½ 1,320		
Custodial service—					
Grade 1, \$600 to \$780; average, \$690—					
Junior messenger	1 600				
Total average number of employees	28½	19½	19½		
Total salaries, departmental service	80,320.00	61,455.00	50,795.00		
The difference between 1927 and 1926 is due to increase in force, \$18,865.					
Supplies and materials:					
0200 Stationery and office supplies	500.00	400.00	298.06		
0220 Scientific and educational supplies	500.00	500.00	355.09		
0280 Sundry supplies	150.00	150.00	18.96		
02 Total supplies and materials	1,150.00	1,050.00	672.11		

Estimates of appropriations required for the service of the fiscal year ending June 30, 1927—Continued

General object (title of appropriation), date of acts, references to Statutes at Large, or to Revised Statutes, and estimated amount required for each detailed object				Total amount to be appropriated under each head of appropriation	Amount appropriated for the fiscal year ending June 30, 1926
<i>General Expenses, Office of Experiment Stations—Continued.</i>					
	Estimated expenditures, 1927 appropriation	Estimated expenditures, 1926 appropriation	Expended and obligated, 1925		
Communication service:					
0500 Telegraph service.....	\$50.00	\$50.00	\$20.78		
0510 Telephone service.....	250.00	250.00	232.69		
0520 Other communication service.....	600.00	600.00	467.34		
05 Total communication service.....	900.00	900.00	720.81		
Travel expenses:					
0615 Transportation.....	2,500.00	2,000.00	1,634.02		
0616 Subsistence.....	2,700.00	2,200.00	1,228.95		
06 Total travel expenses.....	5,200.00	4,200.00	2,862.97		
07 Transportation of things (service).....	50.00	50.00	17.85		
08 Printing and binding.....			1.10		
12 Repairs and alterations.....	500.00	400.00	266.21		
13 Miscellaneous current expenses.....	25.00	25.00	12.10		
30 Equipment: Furniture, furnishings, and fixtures.....	1,035.00	600.00	390.17		
Reserve.....		500.00			
Total.....	89,180.00	69,180.00	64,738.32		

To enable the Secretary of Agriculture to establish and maintain agricultural experiment stations in Alaska, Hawaii, Porto Rico, the Island of Guam, and the Virgin Islands of the United States, including the erection of buildings, the preparation, illustration, and distribution of reports and bulletins, and all other necessary expenses, **[\$230,680]** *\$233,980*, as follows: Alaska, \$76,240; Hawaii, \$54,940; Porto Rico, \$56,460; Guam, **[\$20,860]** *\$24,160*, and the Virgin Islands of the United States, \$22,180; and the Secretary of Agriculture is authorized to sell such products as are obtained on the land belonging to the agricultural experiment stations in Alaska, Hawaii, Porto Rico, the Island of Guam, and the Virgin Islands of the United States, and the amount obtained from the sale thereof shall be covered into the Treasury of the United States as miscellaneous receipts: *Provided*, That of the sum herein appropriated for the experiment station in Hawaii \$10,000 may be used in agricultural extension work in Hawaii (*acts July 2, 1862, vol. 12, p. 503, sec. 1; Mar. 2, 1887, vol. 24, p. 440, secs. 1-10; Mar. 16, 1906, vol. 34, p. 63, secs. 2, 3; Feb. 10, 1925, vol. 43, p. 824*)

\$233,980.00

	Estimated expenditures, 1927 appropriation	Estimated expenditures, 1926 appropriation	Expended and obligated, 1925
ALASKA EXPERIMENT STATION			
Field service:			
Salaries and wages—			
Salary range, \$5,200 to \$6,000; average, \$5,600—	Average—	Average—	Average—
Director of stations.....	No. 1 Salary \$5,200	No. 1 Salary \$5,200	No. 1 Salary \$5,200
Salary range, \$3,800 to \$5,000; average, \$4,400—			
Agronomists in charge of station.....	2 4,000	2 4,000	2 4,000
Animal husbandman, in charge of station.....	1 4,000	1 4,000	1 4,000
Salary range, \$3,000 to \$3,600; average, \$3,300—			
Horticulturist.....	1 3,000	1 3,000	1 3,000
Salary range, \$2,400 to \$3,000; average, \$2,700—			
Administrative assistant.....	1 2,800	1 2,800	1 2,800
Assistant animal husbandman.....	1 2,400	1 2,550	1 2,700
Assistant horticulturist.....	1 2,400	1 2,400	1 2,400
Salary range, \$1,860 to \$2,400; average, \$2,114.42—			
Assistant in charge of station.....	1 2,400	1 2,400	1 1,860
Total average number of regular employees.....	9	9 1/2	9
Total salaries of regular employees.....	30,200.00	30,650.00	29,960.00
The difference between 1927 and 1926 is due to decrease in force, \$450.			
Temporary employees at salaries and wages ranging from \$2 per day to \$6,000 per year.....			
Total salaries and wages, temporary employees.....	28,000.00	27,548.00	28,513.35
Total number of employees, field service.....	29	29 1/2	29
Total salaries and wages, field service.....	58,200.00	58,198.00	58,473.35
Deduct expenditures for personal services included in objects named below.....	5,000.00	5,000.00	3,802.00
Net salaries and wages, field service.....	53,200.00	53,198.00	54,671.35
01 Total personal services.....	53,200.00	53,198.00	54,671.35

66010-25†—8

Estimates of appropriations required for the service of the fiscal year ending June 30, 1927—Continued

General object (title of appropriation), date of acts, references to Statutes at Large, or to Revised Statutes, and estimated amount required for each detailed object				Total amount to be appropriated under each head of appropriation	Amount appropriated for the fiscal year ending June 30, 1926
<i>General Expenses, Office of Experiment Stations—Continued.</i>					
	Estimated expenditures, 1927 appropriation	Estimated expenditures, 1926 appropriation	Expended and obligated, 1925		
ALASKA EXPERIMENT STATION—continued					
Supplies and materials:					
0200 Stationery and office supplies.....	\$200.00	\$200.00	\$128.81		
0220 Scientific and educational supplies.....	1,700.00	1,700.00	854.63		
0230 Fuel.....	2,500.00	2,500.00	2,633.65		
0250 Forage.....	1,000.00	1,000.00	1,703.39		
0280 Sundry supplies.....	750.00	750.00	755.40		
02 Total supplies and materials.....	6,150.00	6,150.00	6,075.88		
Communication service:					
0500 Telegraph service.....	50.00	50.00	33.90		
0510 Telephone service.....	375.00	375.00	164.05		
0520 Other communication service.....	10.00	10.00	2.40		
05 Total communication service.....	435.00	435.00	200.35		
Travel expenses:					
0615 Transportation.....	800.00	800.00	685.24		
0616 Subsistence.....	1,000.00	1,000.00	745.39		
06 Total travel expenses.....	1,800.00	1,800.00	1,430.63		
Transportation of things (service):					
0700 Freight.....	2,000.00	2,000.00	1,006.04		
0710 Express.....	50.00	50.00	22.00		
0720 Other transportation.....	10.00	10.00	9.29		
07 Total transportation of things (service).....	2,060.00	2,060.00	1,037.33		
010 Furnishing of heat, light, and power.....	250.00	250.00	261.10		
11 Rents.....	300.00	300.00	1,059.00		
Repairs and alterations.....	1,500.00	1,500.00	1,573.02		
Add indirect expenditures deducted from other objects.....	1,500.00	1,500.00	1,575.43		
12 Total repairs and alterations.....	3,000.00	3,000.00	3,148.45		
13 Special and miscellaneous current expenses.....	25.00	25.00	10.45		
Equipment:					
3010 Furniture, furnishings, and fixtures.....	100.00	100.00	41.70		
3020 Educational, scientific, and recreational equipment.....	100.00	100.00	13.20		
3040 Livestock.....	700.00	700.00			
3050 Other equipment.....	1,500.00	1,500.00	2,073.80		
Add indirect expenditures deducted from other objects.....			37.50		
30 Total equipment.....	2,400.00	2,400.00	2,166.20		
Structural and nonstructural improvements.....	1,620.00	1,322.00	1,122.33		
Add indirect expenditures deducted from other objects.....	5,000.00	5,000.00	2,189.07		
32 Total structural and nonstructural improvements.....	6,620.00	6,322.00	3,311.40		
Reserve.....		300.00			
Total.....	76,240.00	76,240.00	73,372.14		
HAWAII EXPERIMENT STATION					
Field service:					
Salaries and wages—					
Salary range, \$5,200 to \$6,000; average, \$5,600—	Average—	Average—	Average—		
Director of station.....	No. 1 Salary \$5,200	No. 1 Salary \$5,200	No. 1 Salary \$5,200		
Salary range, \$3,800 to \$5,000; average, \$4,400—					
Horticulturist.....	1 3,800	1 3,800	1 3,800		
Salary range, \$3,000 to \$3,600; average, \$3,300—					
Chemist.....	1 3,000	1 3,000	1 3,000		
Agronomist.....	1 3,000	1 3,000	1 3,000		
Extension agent.....	1 3,300	1 3,300	1 3,300		
Boys' and Girls' Club Leader.....	1 3,000	1 3,000	1 3,000		
Salary range, \$1,860 to \$2,400; average, \$2,111.42—					
Superintendent of demonstration farm.....	1 1,860	1 1,860			
Stenographer.....	1 1,860	1 1,860	1 1,860		
Accountant.....	1 1,860	1 1,860	1 1,860		
Salary range, \$240 to \$420; average, \$330—					
Collaborator.....	1 300	1 300	1 300		
Total average number of regular employees.....	10	10	9		
Total salaries and wages of regular employees.....	27,180.00	27,180.00	25,320.00		
Temporary employees at salaries and wages ranging from \$0.50 to \$6 per day.....	25	25	26		
Total salaries and wages, temporary employees.....	18,295.00	18,295.00	20,283.15		
Total number of employees, field service.....	35	35	35		
Total salaries and wages, field service.....	45,475.00	45,475.00	45,603.15		
Deduct expenditures for personal services included in objects named below.....	500.00	500.00	2,363.19		
Net salaries and wages, field service.....	44,975.00	44,975.00	43,239.96		
01 Total personal services.....	44,975.00	44,975.00	43,239.96		

Estimates of appropriations required for the service of the fiscal year ending June 30, 1927—Continued

General object (title of appropriation), date of acts, references to Statutes at Large, or to Revised Statutes, and estimated amount required for each detailed object				Total amount to be appropriated under each head of appropriation	Amount appropriated for the fiscal year ending June 30, 1926
<i>General Expenses, Office of Experiment Stations—Continued.</i>					
	Estimated expenditures, 1927 appropriation	Estimated expenditures, 1926 appropriation	Expended and obligated, 1925		
HAWAII EXPERIMENT STATION—continued					
Supplies and materials:					
0200 Stationery and office supplies.....	\$463. 00	\$463. 00	\$346. 82		
0220 Scientific and educational supplies.....	385. 00	385. 00	313. 36		
0230 Fuel.....	50. 00	50. 00	17. 34		
0250 Forage.....	725. 00	725. 00	736. 50		
0280 Sundry supplies.....	1, 700. 00	1, 700. 00	507. 10		
02 Total supplies and materials.....	3, 323. 00	3, 323. 00	1, 921. 12		
Communication service:					
0500 Telegraph service.....	25. 00	25. 00	16. 46		
0510 Telephone service.....	255. 00	255. 00	249. 65		
0520 Other communication service.....	12. 00	12. 00	102. 00		
05 Total communication service.....	292. 00	292. 00	368. 11		
Travel expenses:					
0615 Transportation.....	1, 650. 00	1, 650. 00	1, 826. 54		
0616 Subsistence.....	1, 000. 00	1, 000. 00	890. 90		
06 Total travel expenses.....	2, 650. 00	2, 650. 00	2, 717. 44		
Transportation of things (service):					
0700 Freight.....	50. 00	50. 00	95. 18		
0710 Express.....	50. 00	50. 00	42. 10		
0720 Other transportation.....	100. 00	100. 00	79. 40		
07 Total transportation of things (service).....	200. 00	200. 00	216. 68		
10 Furnishing of heat, light, and power.....	300. 00	300. 00	279. 69		
11 Rents.....			12. 34		
Repairs and alterations.....	750. 00	450. 00	1, 164. 32		
Add indirect expenditures deducted from other objects.....	200. 00	200. 00	1, 411. 68		
12 Total repairs and alterations.....	950. 00	650. 00	2, 576. 00		
Equipment (includes livestock):					
3010 Furniture, furnishings, and fixtures.....	125. 00	125. 00	93. 21		
3020 Educational, scientific, and recreational equipment.....	340. 00	340. 00	319. 01		
3050 Other equipment.....	700. 00	700. 00	1, 674. 77		
30 Total equipment.....	1, 165. 00	1, 165. 00	2, 086. 99		
Structural and nonstructural improvements.....	785. 00	585. 00	1, 567. 92		
Add indirect expenditures deducted from other objects.....	300. 00	300. 00	951. 51		
32 Total structural and nonstructural improvements.....	1, 085. 00	885. 00	2, 519. 43		
Reserve.....		500. 00			
Total.....	54, 940. 00	54, 940. 00	55, 937. 76		
PORTO RICO EXPERIMENT STATION					
Field service:					
Salaries and wages—					
Salary range, \$5,200 to \$6,000; average, \$5,600—					
Director of station.....	1 5, 200	1 5, 200	1 5, 200		
Salary range, \$3,800 to \$5,000; average, \$4,400—					
Agriculturist.....	1 4, 000	1 4, 000	1 4, 000		
Horticulturist.....	1 3, 800	1 3, 800	1 3, 800		
Salary range, \$3,000 to \$3,600; average, \$3,300—					
Parasitologist.....	1 3, 300	1 3, 300	1 3, 300		
Plant breeder.....	1 3, 300	1 3, 300	1 3, 300		
Plant pathologist.....	1 3, 300	1 3, 300	1 3, 300		
Salary range, \$2,400 to \$3,000; average, \$2,700—					
Assistant chemist.....	1 2, 400	1 2, 400	1 2, 400		
Salary range, \$1,860 to \$2,400; average, \$2,111.42—					
Principal clerk.....	1 2, 100	1 2, 100	1 2, 100		
Salary range, \$1,500 to \$1,860; average, \$1,680—					
Assistant plant breeder.....	1 1, 500	1 1, 500	1 1, 500		
Salary range, \$1,320 to \$1,680; average, \$1,500—					
Junior clerk.....	2 1, 380	2 1, 380	2 1, 380		
Salary range, \$900 to \$1,140; average, \$1,020—					
Laboratory aid.....	1 900	1 900	1 900		
Total average number of regular employees.....	12	12	12		
Total salaries and wages of regular employees.....	32, 560	32, 560	32, 560		
Temporary employees at salaries ranging from \$0.40 to \$5 per day.....	40	40	37		
Total salaries and wages, temporary employees.....	12, 500. 00	12, 500. 00	12, 427. 13		
Total number of employees, field service.....	52	52	49		
Total salaries and wages, field service.....	45, 060. 00	45, 060. 00	44, 987. 13		
Deduct expenditures for personal services included in objects named below.....	1, 000. 00	1, 000. 00	271. 53		
Net salaries and wages, field service.....	44, 060. 00	44, 060. 00	44, 715. 60		
01 Total personal services.....	44, 060. 00	44, 060. 00	44, 715. 60		

Estimates of appropriations required for the service of the fiscal year ending June 30, 1927—Continued

General object (title of appropriation), date of acts, references to Statutes at Large, or to Revised Statutes, and estimated amount required for each detailed object				Total amount to be appropriated under each head of appropriation	Amount appropriated for the fiscal year ending June 30, 1926
<i>General Expenses, Office of Experiment Stations—Continued.</i>					
	Estimated expenditures, 1927 appropriation	Estimated expenditures, 1926 appropriation	Expended and obligated, 1925		
PORTO RICO EXPERIMENT STATION—continued					
Supplies and materials:					
0200 Stationery and office supplies.....	\$600.00	\$600.00	\$636.10		
0220 Scientific and educational supplies.....	1,000.00	1,000.00	1,316.86		
0230 Fuel.....	200.00	200.00	137.60		
0250 Forage.....	700.00	700.00	862.17		
0280 Sundry supplies.....	1,000.00	1,000.00	395.19		
02 Total supplies and materials.....	3,500.00	3,500.00	3,347.92		
Communication service:					
0500 Telegraph service.....	50.00	50.00	11.49		
0510 Telephone service.....	150.00	150.00	137.60		
0520 Other communication service.....	50.00	50.00	71.99		
05 Total communication service.....	250.00	250.00	221.08		
Travel expenses:					
0615 Transportation.....	450.00	450.00	486.43		
0616 Subsistence.....	200.00	200.00	188.77		
06 Total travel expenses.....	650.00	650.00	675.20		
Transportation of things (service):					
0700 Freight.....	300.00	300.00	554.16		
0710 Express.....	100.00	100.00	145.08		
0720 Other transportation.....	100.00	100.00	178.99		
07 Total transportation of things (service).....	500.00	500.00	878.23		
10 Furnishing of heat, light, and power.....	300.00	300.00	270.16		
Repairs and alterations:					
Add indirect expenditures deducted from other objects.....	1,400.00	1,400.00	1,528.20		
12 Total repairs and alterations.....	300.00	300.00	127.03		
12 Total repairs and alterations.....	1,700.00	1,700.00	1,655.23		
13 Special and miscellaneous current expenses.....	100.00	100.00	193.37		
Equipment:					
3010 Furniture, furnishings, and fixtures.....	700.00	700.00	185.90		
3020 Educational, scientific, and recreational equipment.....	1,000.00	1,000.00	510.43		
3040 Livestock.....	1,000.00	1,000.00	525.00		
3050 Other equipment.....	700.00	700.00	852.15		
30 Total equipment.....	3,400.00	3,400.00	2,073.48		
Structural and nonstructural improvements:					
Add indirect expenditures deducted from other objects.....	1,300.00	800.00	506.96		
32 Total structural and nonstructural improvements.....	700.00	700.00	144.50		
32 Total structural and nonstructural improvements.....	2,000.00	1,500.00	651.46		
Reserve.....		500.00			
Total.....	56,460.00	56,460.00	54,681.73		
GUAM EXPERIMENT STATION					
Field service:					
Salaries and wages—					
Salary range, \$3,800 to \$5,000; average, \$4,400—	Average—	Average—	Average—		
Director of station and animal husbandman.....	No. 1 Salary 4,000	No. 1 Salary 4,000	No. 1 Salary 4,000		
Salary range, \$3,000 to \$3,600; average, \$3,300—					
Entomologist.....	1 3,300	1 3,300	1 3,300		
Salary range, \$2,400 to \$3,000; average, \$2,700—					
Administrative assistant.....	1 2,400	1 2,400	1 2,400		
Salary range, \$1,320 to \$1,680; average, \$1,500—					
Laboratory aid.....	2 1,320	2 1,320	2 1,320		
Total average number of regular employees.....	5	5	4½		
Total salaries and wages of regular employees.....	12,340.00	12,340.00	10,277.50		
Temporary employees at salaries and wages ranging from \$0.80 to \$3 per day:					
Total salaries and wages, temporary employees.....	20 7,000.00	20 7,000.00	20 6,758.14		
Total number of employees, field service.....	25	25	24½		
Total salaries and wages, field service.....	19,340.00	19,340.00	17,035.64		
Deduct expenditures for personal services included in objects named below.....	500.00	500.00	1,065.82		
Net salaries and wages, field service.....	18,840.00	18,840.00	15,969.82		
01 Total personal services.....	18,840.00	18,840.00	15,969.82		
Supplies and materials:					
0200 Stationery and office supplies.....	200.00	200.00	68.45		
0220 Scientific and educational supplies.....	800.00	800.00	733.22		
0230 Fuel.....	175.00	175.00	233.39		
0250 Forage.....	800.00	800.00	765.17		
0280 Sundry supplies.....	400.00	400.00	403.89		
02 Total supplies and materials.....	2,375.00	2,375.00	2,204.12		

Estimates of appropriations required for the service of the fiscal year ending June 30, 1927—Continued

General object (title of appropriation), date of acts, references to Statutes at Large, or to Revised Statutes, and estimated amount required for each detailed object				Total amount to be appropriated under each head of appropriation	Amount appropriated for the fiscal year ending June 30, 1926
<i>General Expenses, Office of Experiment Stations—Continued.</i>					
	Estimated expenditures, 1927 appropriation	Estimated expenditures, 1926 appropriation	Expended and obligated, 1925		
GUAM EXPERIMENTAL STATION—continued					
Communication service:					
0500 Telegraph service.....	\$30.00	\$30.00	\$8.45		
0520 Other communication service.....	20.00	20.00	15.00		
05 Total communication service.....	50.00	50.00	23.45		
Travel expenses:					
0615 Transportation.....	520.00	1,000.00	207.79		
0616 Subsistence.....	350.00	350.00	51.55		
06 Total travel expenses.....	870.00	1,350.00	259.44		
Transportation of things (service):					
0700 Freight.....	200.00	200.00	218.95		
0710 Express.....	100.00	100.00	111.60		
0720 Other transportation.....	50.00	50.00	23.72		
07 Total transportation of things (service).....	350.00	350.00	354.27		
Repairs and alterations.					
Add indirect expenditures deducted from other objects.....	200.00	200.00	670.06		
12 Total repairs and alterations.....	500.00	500.00	1,171.22		
Equipment:					
3010 Furniture, furnishings, and fixtures.....	200.00	200.00	68.67		
3020 Educational, scientific, and recreational equipment.....	100.00	100.00	10.00		
3040 Livestock.....	150.00	150.00			
3050 Other equipment.....	300.00	300.00	1,005.42		
30 Total equipment.....	750.00	750.00	1,084.09		
Structural and nonstructural improvements.....					
Add indirect expenditures deducted from other objects.....	125.00	125.88	528.82		
32 Total structural and nonstructural improvements.....	300.00	300.00	395.76		
Total.....	24,160.00	24,640.88	21,990.99		
VIRGIN ISLANDS EXPERIMENT STATION					
Field service:					
Salaries and wages—					
Salary range, \$3,800 to \$5,000; average, \$4,400—	Average—	Average—	Average—		
Director of station.....	No. 1 Salary 4,000	No. 1 Salary 4,000	No. 1 Salary 4,000		
Salary range, \$3,000 to \$3,600; average, \$3,300—					
Horticulturist.....	1 3,000	1 3,000	1 3,000		
Agronomist.....	1 3,000	1 3,000	1 3,000		
Salary range, \$1,680 to \$2,040; average, \$1,860—					
Clerk-stenographer.....	1 1,680	1 1,680	1 1,680		
Total average number of regular employees.....	4	4	4		
Total salaries and wages of regular employees.....	11,680.00	11,680.00	11,680.00		
Temporary employees at salaries and wages ranging from \$0.40 to \$4 per day.....					
Total salaries and wages, temporary employees.....	28 6,500.00	28 6,500.00	28 6,497.50		
Total number of employees, field service.....	32	32	32		
Total salaries and wages, field service.....	18,180.00	18,180.00	18,177.50		
Deduct expenditures for personal services included in objects named below.....	1,000.00	1,000.00	1,409.62		
Net salaries and wages, field service.....	17,180.00	17,180.00	16,767.88		
01 Total personal services.....	17,180.00	17,180.00	16,767.88		
Supplies and materials:					
0200 Stationery and office supplies.....	200.00	200.00	183.83		
0220 Scientific and educational supplies.....	600.00	600.00	576.07		
0230 Fuel.....	50.00	50.00	46.69		
0250 Forage.....	300.00	300.00	221.83		
0280 Sundry supplies.....	200.00	200.00	89.07		
02 Total supplies and materials.....	1,350.00	1,350.00	1,117.49		
Communication service:					
0500 Telegraph service.....	25.00	25.00	5.14		
0510 Telephone service.....	35.00	35.00	34.56		
0520 Other communication service.....	25.00	25.00	25.24		
05 Total communication service.....	85.00	85.00	64.94		
Travel expenses:					
0615 Transportation.....	200.00	200.00	78.33		
0616 Subsistence.....	50.00	50.00	24		
06 Total travel expenses.....	250.00	250.00	78.57		

¹ Includes \$4,219.12 from appropriation of \$8,000 for coconut scale.² Includes \$3,780.88 balance appropriation of \$8,000 for coconut scale.

Estimates of appropriations required for the service of the fiscal year ending June 30, 1927—Continued

General object (title of appropriation), date of acts, references to Statutes at Large, or to Revised Statutes, and estimated amount required for each detailed object				Total amount to be appropriated under each head of appropriation	Amount appropriated for the fiscal year ending June 30, 1926
General Expenses, Office of Experiment Station—Continued.					
		Estimated expenditures, 1927 appropriation	Estimated expenditures, 1926 appropriation	Expended and obligated, 1925	
VIRGIN ISLANDS EXPERIMENT STATION—continued					
Transportation of things (service):					
0700 Freight		\$200.00	\$200.00	\$265.02	
0710 Express		25.00	25.00	12.22	
0720 Other transportation		50.00	50.00	66.21	
07 Total transportation of things (service)		275.00	275.00	343.45	
Repairs and alterations.					
Add indirect expenditures deducted from other objects		440.00	440.00	884.19	
		400.00	400.00	574.52	
12 Total repairs and alterations		840.00	840.00	1,458.71	
13 Special and miscellaneous current expenses				15.63	
Equipment:					
3010 Furniture, furnishings, and fixtures		50.00	50.00	136.95	
3020 Educational, scientific, and recreational equipment		50.00	50.00	72.77	
3040 Livestock		500.00	500.00	551.49	
3050 Other equipment		200.00	200.00	229.93	
30 Total equipment		800.00	800.00	991.14	
Structural and nonstructural improvements.					
Add indirect expenditures deducted from other objects		800.00	600.00	2,071.62	
		600.00	600.00	835.10	
32 Total structural and nonstructural improvements		1,400.00	1,200.00	2,906.72	
Reserve			200.00		
Total		22,180.00	22,180.00	23,744.53	
In all, general expenses				\$3,203,160.00	\$2,699,860.00
Total, Office of Experiment Stations, [\$2,735,246] \$3,238,546, of which amount not to exceed [\$99,866] \$115,686 may be expended for personal services in the District of Columbia				3,238,546.00	2,735,246.00
EXTENSION SERVICE					
Salaries, Extension Service—					
Salaries: For personal services in the District of Columbia in accordance with the classification act of 1923 (act Feb. 10, 1925, vol. 43, p 824)				134,103.00	137,139.00
		Estimated expenditures, 1927 appropriation	Estimated expenditures, 1926 appropriation	Expended and obligated, 1925	
Departmental service:					
Salaries—					
Professional and scientific service—	Average—		Average—		Average—
Grade 2, \$2,400 to \$3,000; average, \$2,700—	No.	Salary	No.	Salary	No. Salary
Assistant librarian					1/2 \$2,700
Subprofessional service—					
Grade 4, \$1,500 to \$1,860; average, \$1,680—					
Assistant scientific illustrator	1	\$1,500	1	\$1,500	2 1,500
Grade 3, \$1,320 to \$1,680; average, \$1,500—					
Under library assistant	1	1,680	1	1,680	1 1,680
Grade 2, \$1,140 to \$1,500; average, \$1,320—					
Underscientific helpers	4	1,245	4	1,245	4 1,196
Clerical, administrative, and fiscal service—					
Grade 11, \$3,800 to \$5,000; average, \$4,400—					
Administrative officer (chief, motion pictures)	1	4,200	1	4,200	1 4,075
Grade 8, \$2,700 to \$3,300; average, \$3,000—					
Administrative assistant (motion pictures)	1	3,000	1	3,000	2 2,544
Grade 7, \$2,400 to \$3,000; average, \$2,700—					
Junior administrative assistants					2 2,250
Chief photographers	2	2,700	2	2,700	2 2,700
Grade 6, \$2,100 to \$2,700; average, \$2,400—					
Principal clerk					1 1/2 2,400
Principal photographer	1	2,100	1	2,100	
Grade 5, \$1,850 to \$2,400; average, \$2,111.42—					
Senior clerks	1	1,920	1	1,920	4 1,931
Senior clerk-stenographers	1	1,920	1	1,920	2 1,991
Senior photographer					1 1,882
Grade 4, \$1,680 to \$2,040; average, \$1,860—					
Clerks	5	1,800	5	1,800	7 1,947
Principal stenographers	2	1,710	2	1,710	1 1/2 1,653
Clerk-stenographers	9	1,844	9	1,844	9 1/2 1,892
Translator	1	1,800	1	1,800	1 1,763
Grade 3, \$1,500 to \$1,860; average, \$1,680—					
Assistant clerks	12	1,596	13	1,596	11 1/2 1,607
Assistant clerk-stenographers	3	1,620	3	1,620	3 1/2 1,681
Senior stenographers	10	1,596	10	1,596	11 1,564

Estimates of appropriations required for the service of the fiscal year ending June 30, 1927—Continued

General object (title of appropriation), date of acts, references to Statutes at Large, or to Revised Statutes, and estimated amount required for each detailed object				Total amount to be appropriated under each head of appropriation	Amount appropriated for the fiscal year ending June 30, 1926
<i>Salaries, Extension Service—Continued.</i>					
	Estimated expenditures, 1927 appropriation	Estimated expenditures, 1926 appropriation	Expended and obligated, 1925		
Departmental service—Continued.					
Salaries—Continued.					
Clerical, administrative, and fiscal service—Contd.					
Grade 2, \$1,320 to \$1,680; average, \$1,500—	<i>Average—</i>	<i>Average—</i>	<i>Average—</i>		
	<i>No.</i> <i>Salary</i>	<i>No.</i> <i>Salary</i>	<i>No.</i> <i>Salary</i>		
Junior clerks.....	5 \$1,440	5 \$1,440	8½ \$1,428		
Junior clerk-typists.....	6 1,460	6 1,460	6½ 1,444		
Junior clerk-stenographers.....	4 1,440	5 1,440	3½ 1,470		
Junior operator, office devices.....			7½ 1,320		
Grade 1, \$1,140 to \$1,500; average, \$1,320—					
Underclerks.....	2 1,320	2 1,320	5½ 1,371		
Underclerk-typists.....			2½ 1,160		
Junior typist.....			1 1,380		
Underphotographer.....	1 1,200	1 1,200	1 1,163		
Underoperators, office devices.....	2 1,290	2 1,290	2½ 1,293		
Custodial service—					
Grade 4, \$1,140 to \$1,500; average, \$1,320—					
Undermechanic.....			1½ 1,500		
Grade 3, \$1,020 to \$1,260; average, \$1,140—					
Messengers.....	3 1,040	3 1,040	4 1,094		
Senior laborers.....	2 1,110	2 1,110	3 1,065		
Grade 2, \$900 to \$1,140; average, \$1,020—					
Assistant messengers.....	1 1,020	1 1,020	2 820		
Junior laborers.....	1 900	1 900	13 448		
Grade 1, \$600 to \$780; average, \$690—					
Junior messengers.....	2 690	2 690	5 708		
Total average number of employees.....	84	86	126½		
Total salaries, departmental service.....	134, 103. 00	137, 139. 00	185, 564. 64		

General Expenses, Extension Service—

For farmers' cooperative demonstration work, including special suggestions of plans and methods for more effective dissemination of the results of the work of the Department of Agriculture and the Agricultural experiment stations and of improved methods of agricultural practice, at farmers' institutes and in agricultural instruction, and for the employment of labor in the city of Washington and elsewhere, supplies, and all other necessary expenses, **[\$1,308,540] \$1,268,454** [of which amount not to exceed \$205,140 may be expended for personal service in the District of Columbia]: *Provided*, That the expense of such service shall be defrayed from this appropriation and such cooperative funds as may be voluntarily contributed by State, county, and municipal agencies, associations of farmers, and individual farmers, universities, colleges, boards of trade, chambers of commerce, other local associations of business men, business organizations, and individuals within the State (*act Feb. 10, 1925, vol. 43, pp. 824, 825*)—**\$1, 268, 454. 00**

	Estimated expenditures, 1927 appropriation		Estimated expenditures, 1926 appropriation		Expended and obligated, 1925	
Departmental service:						
Salaries:						
Professional and scientific service—	Average—		Average—		Average—	
Grade 5, \$5,200 to \$6,000; average, \$5,600—	No.	Salary	No.	Salary	No.	Salary
Senior scientists (chiefs of office and divisions).....	8	\$5,250	8	\$5,250	9	\$5,136
Grade 4, \$3,800 to \$5,000; average, \$4,400—						
Scientists (field staff).....	20	4,120	20	4,120	20½	3,962
Grade 3, \$3,000 to \$3,600; average, \$3,300—						
Associate scientists (field staff).....	5	3,300	6	3,300	5	3,263
Associate librarian.....					1½	3,000
Grade 1, \$1,860 to \$2,400; average, \$2,111.42—						
Junior librarian.....	1	2,300	1	2,300	1	2,300
Subprofessional service—						
Grade 6, \$1,860 to \$2,400; average, \$2,111.42—						
Senior scientific illustrators.....	2	2,030	2	2,030	1	2,100
Grade 4, \$1,500 to \$1,860; average, \$1,680—						
Assistant scientific illustrator.....	1	1,500	1	1,500		
Clerical, administrative, and fiscal service—						
Grade 10, \$3,300 to \$3,900; average, \$3,600—						
Junior administrative officer.....					1½	3,500
Grade 9, \$3,000 to \$3,600; average, \$3,300—						
Senior administrative assistants (films).....	2	3,350	2	3,350	1	3,252
Grade 8, \$2,700 to \$3,300; average, \$3,000—						
Administrative assistants.....	2	3,000	2	3,000	2	3,000
Associate editor (film).....	1	2,800	1	2,800	1½	2,700
Grade 6, \$2,100 to \$2,700; average, \$2,400—						
Principal clerks.....	2	2,300	2	2,300	2½	2,272
Grade 5, \$1,860 to \$2,400; average, \$2,111.42—						
Senior clerks.....	6	2,086	6	2,086	5	2,016
Senior photographer.....	1	2,100	1	2,100	1	2,100
Grade 4, \$1,680 to \$2,040; average, \$1,860—						
Clerks.....	2	1,950	2	1,950	1	1,883
Clerk-stenographer.....	1	1,920	1	1,920	1	1,860
Grade 3, \$1,500 to \$1,860; average, \$1,680—						
Assistant clerk.....					1½	1,500
Senior stenographer.....	1	1,500	1	1,500	1½	1,500

Estimates of appropriations required for the service of the fiscal year ending June 30, 1927—Continued

General object (title of appropriation), date of acts, references to Statutes at Large, or to Revised Statutes, and estimated amount required for each detailed object				Total amount to be appropriated under each head of appropriation	Amount appropriated for the fiscal year ending June 30, 1926
<i>General Expenses, Extension Service—Continued.</i>					
	Estimated expenditures, 1927 appropriation	Estimated expenditures, 1926 appropriation	Expended and obligated, 1925		
Departmental service—Continued					
Salaries—Continued.					
Clerical, administrative, and fiscal service—Con.	Average—	Average—	Average—		
Grade 2, \$1,320 to \$1,680; average, \$1,500—	No. Salary	No. Salary	No. Salary		
Junior clerk	1 \$1,440	1 \$1,440	1 1/2 \$1,512		
Junior clerk-stenographer	1 1,320	1 1,320	1 1,311		
Junior clerk-typist	1 1,320	1 1,320	1 1/2 1,363		
Junior operator, office devices					
Grade 1, \$1,140 to \$1,500; average, \$1,320—					
Junior typists	3 1,333	3 1,333	4 1,140		
Custodial service—					
Grade 8, \$1,860 to \$2,400; average \$2,111.42--					
Principal mechanic	1 2,300	1 2,300			
Grade 2, \$900 to \$1,140; average, \$1,020--					
Assistant messenger	1 900	1 900			
Junior laborer	1 1,080	1 1,080			
Total average number of employees	63	64	57 1/2		
Total salaries, departmental service	201,723.00	205,140.00	192,951.66		
The difference between 1927 and 1926 is due to decrease in force, \$3,417.					
Field service:					
Salaries and wages—					
Salary range, \$3,300 to \$3,900; average, \$3,600—					
Field agents, negro work	2 3,300	2 3,300	2 3,300		
Total average number of regular employees	2	2	2		
Total salaries and wages, regular employees	6,600	6,600	6,600		
Part-time unclassified field agents, at salaries ranging from \$1 to \$1,500 per year	3,676	3,696	3,636		
Total salaries and wages, part-time employees	954,307.00	960,976.00	945,399.73		
Total number of employees, field service	3,678	3,698	3,638		
Total salaries and wages, field service	960,907.00	967,576.00	951,999.73		
The difference between 1927 and 1926 is due to decrease in force, \$6,669.					
01 Total personal services	1,162,630.00	1,172,716.00	1,144,951.39		
Supplies and materials:					
0200 Stationery and office supplies	20,000.00	20,000.00	18,060.45		
0220 Scientific and educational supplies	3,500.00	3,500.00	3,104.55		
0280 Sundry supplies	600.00	600.00	523.88		
02 Total supplies and materials	24,100.00	24,100.00	21,688.88		
Communication service:					
0500 Telegraph service	1,500.00	1,500.00	1,262.81		
0510 Telephone service	500.00	500.00	264.80		
0520 Other communication service			2.65		
05 Total communication service	2,000.00	2,000.00	1,530.26		
Travel expenses:					
0615 Transportation	35,000.00	35,000.00	32,009.58		
0616 Subsistence	16,000.00	16,000.00	16,257.71		
06 Total travel expenses	51,000.00	51,000.00	48,267.29		
07 Transportation of things (service)	5,000.00	5,000.00	4,411.39		
08 Photographing and photographs and prints	500.00	500.00	176.67		
11 Rents			13.50		
12 Repairs and alterations	3,000.00	3,000.00	3,859.80		
13 Special and miscellaneous current expenses	224.00	224.00	369.77		
Equipment:					
3010 Furniture, furnishings and fixtures	5,000.00	5,000.00	5,448.93		
3020 Educational and scientific equipment	15,000.00	15,000.00	13,968.89		
30 Total equipment	20,000.00	20,000.00	19,417.82		
Reserve		30,000.00			
Total	1,268,454.00	1,308,540.00	1,244,686.77		

Estimates of appropriations required for the service of the fiscal year ending June 30, 1927—Continued

General object (title of appropriation), date of acts, references to Statutes at Large, or to Revised Statutes, and estimated amount required for each detailed object				Total amount to be appropriated under each head of appropriation	Amount appropriated for the fiscal year ending June 30, 1926
General Expenses, Extension Service—Continued.					
For cooperative agricultural extension work to be allotted, paid, and expended in the same manner, upon the same terms and conditions, and under the same supervision as the additional appropriations made by the act of May 8, 1914 (Thirty-eighth Statutes at Large, page 372), entitled "An act to provide for cooperative agricultural extension work between the agricultural colleges in the several States receiving the benefits of an act of Congress approved July 2, 1862, and of acts supplementary thereto, and the United States Department of Agriculture," \$1,300,000; and all sums appropriated by this act for use for demonstration or extension work within any State shall be used and expended in accordance with plans mutually agreed upon by the Secretary of Agriculture and the proper officials of the college in such State which receives the benefits of said act of May 8, 1914: <i>Provided</i> , That of the above appropriation not more than \$300,000 shall be expended for purposes other than salaries of county agents (<i>act Feb. 10, 1925, vol. 43, p. 825</i>)-----					
				\$1,300,000.00	
	Estimated expenditures, 1927 appropriation	Estimated expenditures, 1926 appropriation	Expended and obligated, 1925		
22 Grants, subsidies, and contributions.....	\$1,300,000	\$1,300,000	\$1,300,000		
To enable the Secretary of Agriculture to encourage and aid in the agricultural development of the Government reclamation projects; to assist, through demonstrations, advice, and in other ways, settlers on the projects; and for the employment of persons and means necessary in the city of Washington and elsewhere, [\$38,640] (<i>act Feb. 10, 1925, vol. 43, p. 825</i>)-----					
				37,200.00	
	Estimated expenditures, 1927 appropriation	Estimated expenditures, 1926 appropriation	Expended and obligated, 1925		
Departmental service:					
Salaries—					
Clerical, administrative, and fiscal service—					
Grade 5, \$1,560 to \$2,400; average, \$2,111.42—	<i>Average—</i>	<i>Average—</i>	<i>Average—</i>		
Senior clerk-stenographer.....	No. 1 Salary \$2,000.00	No. 1 Salary \$2,000.00	No. 1 Salary \$1,680.00		
Grade 3, \$1,500 to \$1,680; average, \$1,680—					
Assistant clerk.....			1 1/2 \$1,680.00		
Total average number of employees.....	1	1	1 1/2		
Total salaries, departmental service.....	2,000.00	2,000.00	353.00.00		
Field service:					
Salaries and wages—					
Salary range, \$3,800 to \$5,000; average, \$4,400—					
Agriculturist in charge.....	1 4,000.00	1 4,000.00	1 3,875.00		
Salary range, \$3,000 to \$3,600; average, \$3,300—					
Associate agriculturists.....	3 3,200.00	3 3,200.00	3 3,000.00		
Salary range, \$2,400 to \$3,000; average, \$2,700—					
Assistant agriculturist.....	4 1/2 2,700.00	4 1/2 2,700.00	4 2,522.00		
Salary range, \$1,320 to \$1,680; average, \$1,500—					
Junior clerk-stenographers.....	1 1/2 1,440.00	1 1/2 1,440.00	1 1/2 1,440.00		
Total average number of employees, field service.....	10 1/2	10 1/2	9 1/2		
Total salaries and wages, field service.....	28,465.00	28,465.00	24,667.82		
01 Total personal services.....	30,465.00	30,465.00	25,020.82		
Supplies and materials:					
0200 Stationery and office supplies.....	100.00	100.00	72.61		
0220 Scientific and educational supplies.....	115.00	115.00	108.38		
0230 Fuel.....	20.00	20.00	11.00		
0280 Sundry supplies.....	25.00	25.00	27.22		
0290 Materials.....	10.00	10.00	2.00		
02 Total supplies and materials.....	270.00	270.00	221.21		
Communication service:					
0500 Telegraph service.....	150.00	150.00	191.41		
0510 Telephone service.....	150.00	150.00	202.33		
0520 Other communication service.....	5.00	5.00	3.50		
05 Total communication service.....	305.00	305.00	397.24		
Travel expenses:					
0615 Transportation.....	2,300.00	2,400.00	3,379.24		
0616 Subsistence.....	900.00	1,000.00	1,372.33		
06 Total travel expenses.....	3,200.00	3,400.00	4,751.57		
07 Transportation of things.....	110.00	120.00	157.88		
08 Printing and binding: Photographing and making prints (job work).....	10.00	10.00	2.41		
11 Rents of buildings and structures.....	700.00	1,000.00	1,228.29		
12 Repairs and alterations.....	800.00	890.00	1,085.99		
13 Special and miscellaneous current expenses.....	200.00	200.00	275.41		

Estimates of appropriations required for the service of the fiscal year ending June 30, 1927—Continued

General object (title of appropriation), date of acts, references to Statutes at Large, or to Revised Statutes, and estimated amount required for each detailed object				Total amount to be appropriated under each head of appropriation	Amount appropriated for the fiscal year ending June 30, 1926
<i>General Expenses, Extension Service—Continued.</i>					
	Estimated expenditures, 1927 appropriation	Estimated expenditures, 1926 appropriation	Expended and obligated, 1925		
Equipment:					
3010 Furniture, furnishings, and fixtures	\$200.00	\$200.00	\$198.65		
3020 Educational, scientific and recreational equipment	150.00	150.00	154.61		
3050 Other equipment	790.00	790.00	1,525.90		
30 Total equipment	1,140.00	1,140.00	1,879.16		
Reserve		840.00			
Total	37,200.00	38,640.00	35,019.98		
<p>To enable the Secretary of Agriculture to make suitable agricultural exhibits at State, interstate, and international fairs held within the United States; for the purchase of necessary supplies and equipment; for telephone and telegraph service, freight and express charges; for travel, and for every other expense necessary, including the employment of assistance in or outside the city of Washington [\$99,745 of which amount not to exceed \$52,460 may be expended for personal services in the District of Columbia] (<i>act Feb. 10, 1925, vol. 43, p. 825</i>)</p>				\$95,000.00	
	Estimated expenditures, 1927 appropriation	Estimated expenditures, 1926 appropriation	Expended and obligated, 1925		
Departmental service:					
Salaries—					
Subprofessional service—					
Grade 8, \$2,400 to \$3,000; average, \$2,700—					
Chief scientific illustrator	No. 1 Salary \$2,800	No. 1 Salary \$2,800	No. 1 Salary \$2,800		
Grade 6, \$1,860 to \$2,400; average, \$2,111.42—					
Senior scientific illustrators	3 2,080	3 2,080	3 1,973		
Senior engineering draftsman	1 1,860	1 1,860	1 1,860		
Grade 5, \$1,680 to \$2,040; average, \$1,860—					
Scientific illustrator	1 1,740	1 1,740	1 1,662		
Grade 4, \$1,500 to \$1,860; average, \$1,680—					
Assistant scientific illustrators	2 1,530	2 1,530	1 1,542		
Clerical, administrative, and fiscal service—					
Grade 11, \$3,800 to \$5,000; average, \$4,400—					
Administrative officer (chief, office of exhibits)	1 4,600	1 4,600	1 4,600		
Grade 10, \$3,300 to \$3,900; average, \$3,600—					
Junior administrative officers (specialist and chiefs of section)	4 3,700	4 3,700	4 3,700		
Grade 9, \$3,000 to \$3,600; average, \$3,300—					
Senior administrative assistant (exhibit designer)	1 3,000	1 3,000	1 3,000		
Grade 7, \$2,400 to \$3,000; average, \$2,700—					
Junior administrative assistants (specialist, engineer, and chief of section)	2 2,920	2 2,920	2 2,900		
Grade 5, \$1,860 to \$2,400; average, \$2,111.42—					
Senior clerks	2 2,250	2 2,250	2 2,200		
Grade 4, \$1,680 to \$2,040; average, \$1,860—					
Clerk			1 1,680		
Grade 3, \$1,500 to \$1,860; average, \$1,680—					
Assistant photographer			1 1,560		
Grade 2, \$1,320 to \$1,680; average, \$1,500—					
Junior clerk	1 1,680	1 1,680	1 1,680		
Custodial service—					
Grade 2, \$900 to \$1,140; average, \$1,020—					
Assistant messenger	1 900	1 900	1 900		
Grade 1, \$600 to \$780; average, \$690—					
Junior messenger			1 720		
Total average number of employees	20 1/2	20 1/2	20 1/2		
Total salaries, departmental service	52,460.00	52,460.00	51,115.84		
Field service:					
Salaries and wages—					
Salary range, \$2,100 to \$2,700; average, \$2,400—					
Superintendent in charge	1 2,200	1 2,200	1 2,100		
Salary range, \$1,080 to \$2,040; average, \$1,860—					
Carpenters	2 1,860	2 1,860	2 1,822		
Salary range, \$1,500 to \$1,860; average, \$1,680—					
Foreman of laborers	1 1,740	1 1,740	1 1,702		
Salary range, \$1,320 to \$1,680; average, \$1,500—					
Clerk-typist	1 1,440	1 1,440	1 1,440		
Salary range, \$1,140 to \$1,500; average, \$1,320—					
Laborer (chauffeur)	1 1,260	1 1,260	1 1,200		
Salary range, \$1,020 to \$1,260; average, \$1,140—					
Carpenter's helper	1 1,140	1 1,140	1 1,102		
Salary range, \$900 to \$1,140; average, \$1,020—					
Laborers	2 1,080	2 1,080	2 1,080		
Total average number of regular employees	9	9	9		
Total salaries and wages, regular employees	13,660.00	13,660.00	13,349.09		

Estimates of appropriations required for the service of the fiscal year ending June 30, 1927—Continued

General object (title of appropriation), date of acts, references to Statutes at Large, or to Revised Statutes, and estimated amount required for each detailed object				Total amount to be appropriated under each head of appropriation	Amount appropriated for the fiscal year ending June 30, 1926
<i>General Expenses, Extension Service—Continued.</i>					
	Estimated expenditures, 1927 appropriation	Estimated expenditures, 1926 appropriation	Expended and obligated, 1925		
Field service—Continued.					
Salaries and wages—Continued.					
Temporary employees, at salaries ranging from \$1,140 to \$1,500 per year	Average— No. 5 Salary	Average— No. 5 Salary	Average— No. 6 Salary		
Total salaries and wages, temporary employees	\$1,000.00	\$1,000.00	\$1,285.00		
Total number of employees, field service	14	14	15		
Total salaries and wages, field service	14,660.00	14,660.00	14,634.09		
Deduct expenditures for personal services included in objects named below	1,000.00	1,000.00	1,285.00		
Net salaries and wages, field service	13,660.00	13,660.00	13,349.09		
01 Total personal services	66,120.00	66,120.00	64,464.93		
Supplies and materials:					
0200 Stationery and office supplies	900.00	900.00	985.57		
0230 Fuel	225.00	225.00	224.17		
0280 Sundry supplies	300.00	300.00	330.58		
02 Total supplies and materials	1,425.00	1,425.00	1,540.32		
Communication service:					
0500 Telegraph service	115.00	115.00	116.57		
0510 Telephone service	675.00	675.00	683.43		
05 Total communication service	790.00	790.00	800.00		
Travel expenses:					
0615 Transportation	3,200.00	3,700.00	3,636.68		
0616 Subsistence	3,800.00	4,300.00	4,278.23		
06 Total travel expenses	7,000.00	8,000.00	7,914.91		
Transportation of things:					
0700 Freight and incidental charges	200.00	200.00	198.63		
0710 Express	75.00	75.00	60.31		
0730 Local transportation (drayage, truckage, etc.)	800.00	800.00	896.38		
07 Total transportation of things	1,075.00	1,075.00	1,164.32		
Printing and binding, etc:					
0810 Lithographing, engraving, engrossing	15.00	15.00	19.25		
0820 Duplicating work	300.00	300.00	305.68		
0830 Photographing, prints, photostat, etc.	700.00	700.00	723.20		
08 Total printing and binding, etc.	1,015.00	1,015.00	1,048.13		
09 Furnishing of heat, light, and power	170.00	170.00	170.56		
Rents:					
1100 Rent of buildings	2,400.00	2,400.00	2,535.00		
1115 Rent of equipment	50.00	50.00	48.27		
11 Total rents	2,450.00	2,450.00	2,583.27		
12 Repairs to machinery and equipment	300.00	300.00	353.86		
Equipment:					
3010 Furniture, furnishings, and fixtures	750.00	750.00	998.14		
3020 Educational exhibits	12,905.00	15,650.00	16,166.19		
Add indirect expenditures deducted from other objects	1,000.00	1,000.00	1,285.00		
30 Total equipment	14,655.00	17,400.00	18,449.33		
Reserve		1,000.00			
Total	95,000.00	99,745.00	98,489.63		

Estimates of appropriations required for the service of the fiscal year ending June 30, 1927—Continued

General object (title of appropriation), date of acts, references to Statutes at Large, or to Revised Statutes, and estimated amount required for each detailed object				Total amount to be appropriated under each head of appropriation	Amount appropriated for the fiscal year ending June 30, 1926
General Expenses, Extension Service—Continued.					
For general administrative expenses connected with the Extension Service and for miscellaneous expenses incident thereto [\$11,640, of which amount not to exceed \$8,400 may be expended for personal services in the District of Columbia] (act Feb. 10, 1925, vol. 43, p. 825)				\$9, 540. 00	
	Estimated expenditures, 1927 appropriation	Estimated expenditures, 1926 appropriation	Expended and obligated, 1925		
Departmental service:					
Salaries—	Average—	Average—	Average—		
Clerical, administrative, and fiscal service—	No. Salary	No. Salary	No. Salary		
Grade 10, \$3,300 to \$3,900; average, \$3,600—					
Junior administrative officer.....			1	\$3, 500	
Grade 9, \$3,000 to \$3,600; average, \$3,300—					
Senior administrative assistant.....			1	3, 600	
Grade 8, \$2,700 to \$3,300; average, \$3,000—					
Administrative assistant.....	1	\$3, 000	1	2, 700	
Grade 7, \$2,400 to \$3,000; average, \$2,700—					
Junior administrative assistant.....			1	2, 925	
Grade 5, \$1,860 to \$2,400; average, \$2,111.42—					
Senior clerk-stenographer.....	1	2, 200	1	1, 993	
Grade 4, \$1,680 to \$2,040; average, \$1,860—					
Clerk.....	1	1, 740	1	1, 740	
Grade 2, \$1,320 to \$1,680; average, \$1,500—					
Senior typist.....	1	1, 500	1	1, 500	
Grade 1, \$1,140 to \$1,500; average, \$1,320—					
Under clerk.....			1	1, 140	
Total average number of employees.....	4		5		
01 Total salaries, departmental service.....	8, 440. 00	8, 400. 00	11, 763. 07		
Supplies and materials:					
0200 Stationery and office supplies.....		890. 00	. 08		
0220 Scientific and educational supplies.....		100. 00			
02 Total supplies and material.....		990. 00	. 08		
05 Telegraph service.....		50. 00	14. 79		
Travel expenses:					
0615 Transportation.....	750. 00	1, 200. 00	611. 12		
0616 Subsistence.....	350. 00	600. 00	202. 55		
06 Total travel expenses.....	1, 100. 00	1, 800. 00	813. 67		
07 Freight and incidental charges.....			29. 22		
Repairs and alterations:					
1200 Buildings.....		100. 00	13. 57		
1280 Machinery and equipment.....			3. 42		
12 Total repairs and alterations.....		100. 00	16. 99		
30 Equipment.....		300. 00	69. 07		
Total.....	9, 540. 00	11, 640. 00	12, 706. 89		
In all, general expenses.....				\$2, 710, 194. 00	\$2, 758, 565. 00
PERMANENT SPECIFIC APPROPRIATION					
Cooperative Agricultural Extension Work—					
For the purpose of paying the expenses of cooperative agricultural extension work and the necessary printing and distributing of information in connection with same, there is permanently appropriated \$480,000 for each year, \$10,000 of which is paid annually to each State which has by action of its legislature assented to the provisions of the act. There was also appropriated an additional sum of \$600,000 for the fiscal year following that in which the foregoing appropriation first became available, and for each year thereafter for seven years a sum exceeding by \$500,000 the sum appropriated for each preceding year, and for each year thereafter there is permanently appropriated the sum of \$4,100,000 in addition to the sum of \$480,000. The additional sums are allotted annually to each State by the Secretary of Agriculture and paid in the proportion which the rural population of each State bears to the total rural population of all the States as determined by the next preceding Federal census, but no payment out of the additional appropriations can be made in any year to any State until an equal sum has been appropriated for that year by the legislature of such State, or provided by State, county, college, local authority, or individual contributions from within the State, for the maintenance of cooperative agricultural extension work (act May 8, 1914, vol. 38, p. 373, sec. 3)					
	Estimated expenditures, 1927 appropriation	Estimated expenditures, 1926 appropriation	Expended and obligated, 1925		
22 Grants, subsidies, and contributions.....	\$4, 580, 000	\$4, 580, 000	\$4, 580, 000		
Total, Extension Service, [\$7,475,704] \$7,424,297, of which amount not to exceed [\$403,139] \$398,686 may be expended for personal services in the District of Columbia.....				7, 424, 297. 00	7, 475, 704. 00

Estimates of appropriations required for the service of the fiscal year ending June 30, 1927—Continued

General object (title of appropriation), date of acts, references to Statutes at Large, or to Revised Statutes, and estimated amount required for each detailed object	Total amount to be appropriated under each head of appropriation		Amount appropriated for the fiscal year ending June 30, 1926
<div>WEATHER BUREAU</div> <div>Salaries, Weather Bureau—</div> <div>For chief of bureau and other personal services in the District of Columbia in accordance with the classification act of 1923 and for personal services in the field (<i>act Feb. 10, 1925, vol. 43, p. 825</i>)</div>			
	\$452, 957. 00		\$456, 677. 00
	Estimated expenditures, 1927 appropriation	Estimated expenditures, 1926 appropriation	Expended and obligated, 1925
Departmental service:			
Salaries—			
Professional and scientific service—			
Grade 6, \$6,000 to \$7,500; average, \$6,750—	No. Average Salary	No. Average Salary	No. Average Salary
Chief scientist (chief of bureau)	1 \$6,500	1 \$6,500	1 \$6,188
Subprofessional service—			
Grade 7, \$2,100 to \$2,700; average, \$2,400—			
Principal laboratory mechanic	1 2,200	1 2,200	1 2,138
Principal engineering draftsman	1 2,200	1 2,200	1 2,138
Principal lithographers, mechanical	3 2,167	3 2,167	3 2,125
Grade 6, \$1,860 to \$2,400; average, \$2,111.42—			
Senior scientific aids	3 1,973	3 1,973	6 1,876
Senior laboratory mechanics	3 1,920	3 1,920	3 1,883
Senior engineering draftsman	3 1,920	3 1,920	3 1,883
Senior library assistant	1 1,920	1 1,920	1 1,883
Senior lithographers, mechanical	10 1,900	10 1,900	10 1,806
Grade 5, \$1,680 to \$2,040; average, \$1,860—			
Scientific aids	7 1,774	7 1,774	7 1,693
Laboratory mechanics	2 1,710	2 1,710	2 1,691
Library assistant	1 1,800	1 1,800	1 1,693
Grade 4, \$1,500 to \$1,860; average, \$1,680—			
Assistant scientific aids	2 1,530	2 1,530	2 1,536
Assistant lithographer, mechanical	1 1,500	1 1,500	1 1,500
Grade 3, \$1,320 to \$1,680; average, \$1,500—			
Gardener	1 1,440	1 1,440	1 1,343
Grade 2, \$1,140 to \$1,500; average, \$1,320—			
Apprentice lithographers, mechanical	3 1,200	3 1,200	3 1,148
Clerical, administrative, and fiscal service:			
Grade 10, \$3,300 to \$3,900; average, \$3,600—			
Junior administrative officer (chief clerk)	1 3,300	1 3,300	1 3,300
Grade 9, \$3,000 to \$3,600; average, \$3,300—			
Senior administrative assistant (chief of division)	1 3,000	1 3,000	1 3,000
Grade 8, \$2,700 to \$3,300; average, \$3,000—			
Administrative assistant (personnel officer)	1 2,700	1 2,700	1 2,700
Administrative assistants (chiefs of division)	3 2,700	3 2,700	3 2,700
Grade 7, \$2,400 to \$3,000; average, \$2,700—			
Junior administrative assistants	3 2,433	3 2,433	3 2,412
Grade 6, \$2,100 to \$2,700; average, \$2,400—			
Principal clerks	11 2,164	11 2,164	11 2,083
Grade 5, \$1,860 to \$2,400; average, \$2,111.42—			
Senior clerks	5 1,956	5 1,956	5 1,878
Grade 4, \$1,680 to \$2,040; average, \$1,860—			
Clerks	7 1,749	7 1,749	8 1,501
Clerk-stenographers	7 1,774	7 1,774	7 1,696
Head operators, office devices	8 1,732	8 1,732	8 1,699
Grade 3, \$1,500 to \$1,860; average, \$1,680—			
Assistant clerks	10 1,608	10 1,608	10 1,570
Assistant clerk-stenographers	6 1,560	6 1,560	6 1,507
Grade 2, \$1,320 to \$1,680; average, \$1,500—			
Junior clerks	8 1,380	8 1,380	8 1,388
Junior clerk-typist	1 1,440	1 1,440	1 1,167
Junior clerk-stenographers	4 1,395	4 1,395	4 1,353
Junior operator, office devices	1 1,380	1 1,380	1 1,269
Grade 1, \$1,140 to \$1,500; average, \$1,320—			
Under operator, office devices	1 1,200	1 1,200	1 1,163
Custodial service—			
Grade 7, \$1,680 to \$2,040; average, \$1,860—			
Senior mechanics	3 1,800	3 1,800	3 1,702
Grade 6, \$1,500 to \$1,860; average, \$1,680—			
Mechanics	6 1,610	6 1,610	6 1,507
Foreman of laborers	1 1,560	1 1,560	1 1,440
Grade 5, \$1,320 to \$1,680; average, \$1,500—			
Junior mechanic	1 1,380	1 1,380	1 1,348
Grade 4, \$1,140 to \$1,500; average, \$1,320—			
Assistant foreman of laborers	1 1,320	1 1,320	1 1,283
Undermechanics	3 1,200	3 1,200	3 1,162
Grade 3, \$1,020 to \$1,260; average, \$1,140—			
Messengers	11 1,021	11 1,021	11 1,022
Senior laborers	5 1,188	5 1,188	5 1,129
Minor mechanics	4 1,200	4 1,200	4 1,200
Grade 2, \$900 to \$1,140; average, \$1,020—			
Junior laborers (full time)	5 984	5 984	5 915
Junior laborers (part time)	4 450	4 450	4 456
Grade 1, \$600 to \$780; average, \$690—			
Junior messengers	4 608	4 608	4 532
Total average number of employees	169	169	173
Total salaries, departmental service	279, 605. 00	279, 605. 00	276, 508. 18

Estimates of appropriations required for the service of the fiscal year ending June 30, 1927—Continued

General object (title of appropriation), date of acts, references to Statutes at Large, or to Revised Statutes, and estimated amount required for each detailed object				Total amount to be appropriated under each head of appropriation	Amount appropriated for the fiscal year ending June 30, 1926
<i>Salaries, Weather Bureau—Continued.</i>					
	Estimated expenditures, 1927 appropriation	Estimated expenditures, 1926 appropriation	Expended and obligated, 1925		
Field service:					
Salaries:					
Salary range, \$1,860 to \$2,400; average, \$2,111.42—					
Printer.....	Average— No. 1 Salary 1,860	Average— No. 1 Salary 1,860	Average— No. 1 Salary 1,860		
Salary range, \$1,680 to \$2,040; average, \$1,860—					
Printers.....	24 1,720	24 1,720	24 1,681		
Skilled mechanic (carpenter).....	1 1,680	1 1,680	1 1,680		
Repairman.....	1 1,740	1 1,740	1 1,680		
Salary range, \$1,500 to \$1,860; average, \$1,680—					
Repairmen.....	5 1,500	5 1,500	5 1,323		
Salary range, \$1,320 to \$1,680; average, \$1,500—					
Repairmen.....	2 1,380	2 1,380	3 1,320		
Salary range, \$1,140 to \$1,500; average, \$1,320—					
Underobserver.....			2 855		
Unskilled laborers.....	5 1,140	6 1,140	6 1,140		
Salary range, \$900 to \$1,260; average, \$1,080—					
Minor observers.....	114 919	115 919	118 911		
Unskilled laborers.....	7 960	7 960	7 929		
Laborer (telegraph lineman).....	1 1,020	1 1,020	1 960		
Total average number of employees, field service.....	160	163	169		
Total salaries, field service.....	173,352.00	177,072.00	179,622.75		
The difference between 1927 and 1926 is due to decrease in force, \$3,720.					
01 Total personal services.....	452,957.00	456,677.00	456,130.93		

General Expenses, Weather Bureau—

For carrying into effect in the District of Columbia and elsewhere in the United States, in the West Indies, in the Panama Canal, the Caribbean Sea, and on adjacent coasts, in the Hawaiian Islands, in Bermuda, and in Alaska, the provisions of an act approved October 1, 1890, so far as they relate to the weather service transferred thereby to the Department of Agriculture, for the employment of professors of meteorology, district forecasters, local forecasters, meteorologists, section directors, observers, apprentices, operators, skilled mechanics, instrument makers, foremen, assistant foremen, proof readers, compositors, pressmen, lithographers, folders and feeders, repairmen, station agents, messengers, messenger boys, laborers, special observers, displaymen, and other necessary employees; for fuel, gas, electricity, freight and express charges, furniture, stationery, ice, dry goods, twine, mats, oil, paints, glass, lumber, hardware, and washing towels; for advertising; for purchase, subsistence, and care of horses and vehicles, the purchase and repair of harness, for official purposes only; for instruments, shelters, apparatus, storm-warning towers and repairs thereto; for rent of offices; for repair and improvements to existing buildings and care and preservation of grounds, including the construction of necessary outbuildings and sidewalks on public streets abutting Weather Bureau grounds; and the erection of temporary buildings for living quarters of observers; for official traveling expenses; for telephone rentals, and for telegraphing, telephoning, and cabling reports and messages, rates to be fixed by the Secretary of Agriculture by agreement with the companies performing the service; for the maintenance and repair of Weather Bureau telegraph, telephone, and cable lines; and for every other expenditure required for the establishment, equipment, and maintenance of meteorological offices and stations and for the issuing of weather forecasts and warnings of storms, cold waves, frosts, and heavy snows, the gauging and measuring of the flow of rivers and the issuing of river forecasts and warnings; for observations and reports relating to crops and for other necessary observations and reports, including cooperation with other bureaus of the Government and societies and institutions of learning for the dissemination of meteorological information, as follows (acts Oct. 1, 1890, vol. 26, p. 653, secs. 4, 5; Feb. 10, 1925, vol. 43, pp. 825, 826):

For necessary expenses in the city of Washington incident to collecting and disseminating meteorological, climatological, and marine information and for investigations in meteorology, climatology, seismology, evaporation and aerology, **[\$142,000]** (same acts).....

\$158,500.00

Estimates of appropriations required for the service of the fiscal year ending June 30, 1927—Continued

General object (title of appropriation), date of acts, references to Statutes at Large, or to Revised Statutes, and estimated amount required for each detailed object

Total amount to be appropriated under each head of appropriation

Amount appropriated for the fiscal year ending June 30, 1925

General Expenses, Weather Bureau—Continued.

	Estimated expenditures, 1927 appropriation	Estimated expenditures, 1926 appropriation	Expended and obligated, 1925
Departmental service:			
Salaries—			
Professional and scientific service—			
Grade 5, \$5,200 to \$6,000; average, \$5,600—			
Senior scientist (assistant chief of bureau).....	1 \$5,200	1 \$5,200	1 \$5,200
Senior scientist (senior district forecaster).....	1 5,200	1 5,200	1 4,383
Senior scientists (senior meteorologists).....	4 5,200	4 5,200	4 5,200
Grade 4, \$3,800 to \$5,000; average, \$4,400—			
Scientist (district forecaster).....	1 3,800	1 3,800	1 3,800
Scientists (meteorologists).....	4 3,800	4 3,800	5 2,947
Grade 3, \$3,000 to \$3,600; average, \$3,300—			
Associate scientists (associate meteorologists).....	3 3,000	1 3,000	3 2,250
Associate librarian (librarian).....	1 3,200	1 3,200	1 3,038
Grade 2, \$2,400 to \$3,000; average, \$2,700—			
Assistant scientists (assistant meteorologists).....	6 2,400	6 2,400	7 2,385
Grade 1, \$1,860 to \$2,400; average, \$2,111.42—			
Junior scientist (junior meteorologist).....	1 2,000	1 2,000	7 1,882
Subprofessional service:			
Grade 8, \$2,400 to \$3,000; average, \$2,700—			
Chief scientific aids.....	2 2,400	2 2,400	2 2,400
Grade 7, \$2,100 to \$2,700; average, \$2,400—			
Principal scientific aids.....	4 2,100	4 2,100	4 2,137
Grade 6, \$1,860 to \$2,400; average, \$2,111.42—			
Senior scientific aids.....	3 1,940	3 1,940
Grade 5, \$1,680 to \$2,040; average, \$1,860—			
Scientific aid.....	1 1,680	1 1,680	1 1,432
Total average number of employees.....	32	32	31
Total salaries, departmental service.....	\$ 102,720.00	\$ 102,720.00	\$ 95,115.83
Supplies and materials:			
0200 Stationery and office supplies.....	1,990.00	1,950.00	1,830.40*
0220 Scientific and educational supplies.....	80.00	80.00	60.74
0230 Fuel.....	3,170.00	3,100.00	2,435.69
0280 Sundry supplies.....	2,040.00	2,000.00	1,834.94
0290 Materials.....	1,430.00	1,400.00	1,267.20
02 Total supplies and materials.....	8,710.00	8,530.00	7,428.97
Communication service:			
0500 Telegraph service.....	36,500.00	19,700.00	18,302.26
0510 Telephone service.....	1,280.00	1,250.00	1,085.79
0520 Other communication service.....	660.00	650.00	571.69
05 Total communication service.....	38,440.00	21,600.00	19,959.74
07 Transportation of things (service).....	460.00	450.00	398.90
08 Photographing and photographs and prints.....	160.00	150.00	120.06
10 Furnishing of heat, light, and power.....	270.00	260.00	167.91
12 Repairs and alterations.....	2,910.00	2,850.00	2,215.08
13 Special and miscellaneous current expenses.....	300.00	300.00	224.23
Equipment:			
3010 Furniture, furnishings, and fixtures.....	1,100.00	1,100.00	1,002.09
3020 Educational, scientific, and recreational equipment.....	1,490.00	1,440.00	1,427.29
3050 Other equipment.....	1,940.00	1,900.00	1,763.81
30 Total equipment.....	4,530.00	4,440.00	4,193.19
Reserve.....		700.00	
Total.....	158,500.00	142,000.00	129,823.91

* Includes \$3,220 required for employment of temporary assignments for short intervals of time during the fiscal year.

* Includes \$3,033.33 expended for employment of temporary assignments for short intervals of time during the fiscal year ending June 30, 1925.

For the maintenance of a printing office in the city of Washington for the printing of weather maps, bulletins, circulars, forms, and other publications, including the pay of additional employees, when necessary, [\$11,000] \$10,000: *Provided*, That no printing shall be done by the Weather Bureau that can be done at the Government Printing Office without impairing the service of said bureau (*acts Oct. 1, 1890, vol. 26, p. 653, secs. 4, 5; Feb. 10, 1925, vol. 43, pp. 825, 856*).....

\$10,000.00

	Estimated expenditures, 1927 appropriation	Estimated expenditures, 1926 appropriation	Expended and obligated, 1925
Supplies and materials:			
0200 Stationery and office supplies.....	\$7,080.00	\$7,800.00	\$8,866.74
0280 Sundry supplies.....	2,220.00	2,440.00	2,131.24
02 Total supplies and materials.....	9,300.00	10,240.00	8,997.98
12 Repairs and alterations.....	500.00	550.00	481.05
30 Equipment.....	200.00	210.00	182.56
Total.....	10,000.00	11,000.00	9,661.59

Estimates of appropriations required for the service of the fiscal year ending June 30, 1927—Continued

General object (title of appropriation), date of acts, references to Statutes at Large, or to Revised Statutes, and estimated amount required for each detailed object	Total amount to be appropriated under each head of appropriation		Amount appropriated for the fiscal year ending June 30, 1926
General Expenses, Weather Bureau—Continued.			
For necessary expenses outside of the city of Washington incident to collecting and disseminating meteorological, climatological, and marine information, and for investigations in meteorology, climatology, seismology, evaporation, and aerology, [\$1,577,655] \$1,730,044: Provided, That not to exceed \$38,000 of this amount shall be immediately available for the erection of a building at East Lansing, Michigan, for the use of the Weather Bureau, as authorized by the act of Congress approved March 2, 1925 (43 Stat., 1097) (acts Oct. 1, 1890, vol. 26, p. 653, secs. 4, 5; Feb. 10, 1925, vol. 43, pp. 825, 856)-----			
	Estimated expenditures, 1927 appropriation	Estimated expenditures, 1926 appropriation	Expended and obligated, 1925
Field service:			
Salaries and wages—	Average—	Average—	Average—
Salary range, \$5,200 to \$6,000; average, \$5,600—	No. 5 Salary \$5,200	No. 5 Salary \$5,200	No. 5 Salary \$5,200
Senior meteorologists.....	21 13,800	21 13,800	21 13,752
Salary range, \$3,800 to \$5,000; average, \$4,400—			
Meteorologists.....	45 3,000	45 3,000	45 3,008
Salary range, \$2,400 to \$3,600; average, \$3,000—			
Associate meteorologists.....	97 2,411	98 2,409	98 2,433
Salary range, \$1,860 to \$2,400; average, \$2,111.42—			
Assistant meteorologists.....	110 1,914	115 1,911	115 1,876
Junior meteorologists.....	12 1,867	13 1,865	13 1,862
Salary range, \$1,680 to \$2,040; average, \$1,860—			
Observers.....	41 1,684	43 1,684	43 1,634
Salary range, \$1,500 to \$1,860; average, \$1,680—			
Assistant observers.....	47 1,533	47 1,533	49 1,455
Salary range, \$1,320 to \$1,680; average, \$1,500—			
Junior observers.....	42 1,351	46 1,351	48 1,253
Fireman.....	1 1,320	1 1,320	1 1,320
Salary range, \$1,140 to \$1,500; average, \$1,320—			
Underobservers.....	14 1,176	16 1,174	15 1,521
Salary range, \$900 to \$1,260; average, \$1,080—			
Minor observers.....	10 924	13 920	9 929
Total average number of employees.....	445	463	463
Total salaries.....	930,640.00	957,760.00	952,323.99
For employment of special observers at rates of pay ranging from \$1 to \$40 per month.....	1,856 118,340.00	1,847 116,000.00	1,820 114,899.24
The difference between 1927 and 1926 is due to—			
Decrease in force.....	\$27,120		
Increase in wages.....	2,340		
Net decrease.....	24,780		
01 Total personal services.....	1,048,980.00	1,073,760.00	1,067,223.23
Supplies and materials:			
0200 Stationery and office supplies.....	27,480.00	27,700.00	26,423.44
0220 Scientific and educational supplies.....	1,900.00	1,880.00	1,787.82
0230 Fuel.....	11,470.00	11,900.00	11,405.95
0280 Sundry supplies.....	14,240.00	14,300.00	13,854.34
0290 Materials.....	2,160.00	2,240.00	2,150.50
02 Total supplies and materials.....	57,150.00	58,020.00	55,622.06
Communication service:			
0500 Telegraph service.....	369,422.00	221,300.00	220,084.63
0510 Telephone service.....	22,817.00	23,000.00	22,561.65
0520 Other communication service.....	3,460.00	3,500.00	3,344.68
05 Total communication service.....	395,699.00	247,800.00	245,990.96
07 Transportation of things (service).....	17,640.00	17,700.00	16,479.21
08 Photographing and photographs and prints.....	82.00	82.00	76.00
10 Furnishing of heat, light, and power.....	7,260.00	7,300.00	6,959.19
Rents:			
1100 Rents of buildings and structures.....	103,483.00	105,293.00	102,262.74
1110 Other rents.....	1,380.00	1,400.00	1,327.20
11 Total rents.....	104,863.00	106,693.00	103,589.94
12 Repairs to buildings, and other.....	34,460.00	34,600.00	32,282.75
13 Special and miscellaneous current expenses.....	5,530.00	5,600.00	5,314.27
Equipment:			
3010 Furniture, furnishings, and fixtures.....	4,130.00	4,200.00	4,175.10
3020 Education, scientific, and recreational equipment.....	14,160.00	14,300.00	13,926.15
3060 Other equipment.....	2,090.00	2,200.00	2,149.73
30 Total equipment.....	20,380.00	20,700.00	20,250.98
32 Erection of building at East Lansing, Mich.....	38,000.00		
Reserve.....		5,400.00	
Total.....	1,730,044.00	1,577,655.00	1,553,788.58

Includes \$1,800 contributed to salary of 1 man by State of Iowa, which amount is not included in the column totals.

Estimates of appropriations required for the service of the fiscal year ending June 30, 1927—Continued

General object (title of appropriation), date of acts, references to Statutes at Large, or to Revised Statutes, and estimated amount required for each detailed object				Total amount to be appropriated under each head of appropriation	Amount appropriated for the fiscal year ending June 30, 1926
General Expenses, Weather Bureau—Continued. For investigations, observations, and reports, forecasts, warnings, and advices for the protection of horticultural interests, [\$23,960] (<i>acts Oct. 1, 1890, vol. 26, p. 653, secs. 4, 5; Feb. 10, 1925, vol. 48, pp. 825, 856</i>)—				\$25, 960. 00	
	Estimated expenditures, 1927 appropriation	Estimated expenditures, 1926 appropriation	Expended and obligated, 1925		
Field service:					
Salaries and wages—					
Salary range, \$3,000 to \$3,600; average, \$3,300—					
Associate meteorologist.....	Average— No. 1 Salary \$3,000	Average— No. 1 Salary \$3,000	Average— No. 1 Salary \$3,000		
Salary range, \$2,400 to \$3,000; average, \$2,700—					
Assistant meteorologists.....	2 2,400	2 2,400	3 2,400		
Salary range, \$1,860 to \$2,400; average, \$2,111.42—					
Junior meteorologist.....	1 2,100	1 2,100	1 2,000		
Salary range, \$1,680 to \$2,040; average, \$1,860—					
Observers.....	3 1,680	3 1,680	2 1,680		
Salary range, \$1,500 to \$1,860; average, \$1,680—					
Assistant observer.....	1 1,500	1 1,500	1 1,500		
Salary range, \$900 to \$1,260; average, \$1,080—					
Minor observer.....	1 900	1 900	1 900		
Total average number of employees.....	9	9	7 1/2		
Total salaries.....	17,300.00	17,300.00	16,198.03		
Supplies and materials:					
0200 Stationery and office supplies.....	100.00	60.00	45.83		
0280 Sundry supplies.....	160.00	120.00	86.86		
02 Total supplies and materials.....	260.00	180.00	131.69		
Communication service:					
0500 Telegraph service.....	5,200.00	2,500.00	1,572.28		
0510 Telephone service.....	100.00	75.00	57.89		
05 Total communication service.....	5,300.00	2,575.00	1,630.17		
07 Transportation of things (service).....	500.00	415.00	397.39		
12 Repairs and alterations.....	100.00	60.00	47.71		
13 Special and miscellaneous current expenses.....	100.00	60.00	49.02		
Equipment:					
3010 Furniture, furnishings, and fixtures.....	150.00	120.00	98.00		
3020 Educational, scientific, and recreational equipment.....	2,250.00	2,250.00	2,126.60		
30 Total equipment.....	2,400.00	2,370.00	2,224.60		
Reserve.....		1,000.00			
Total.....	25,960.00	23,960.00	20,678.61		
For official traveling expenses, [\$27,500] (<i>same acts</i>).....				27,000.00	
	Estimated expenditures, 1927 appropriation	Estimated expenditures, 1926 appropriation	Expended and obligated, 1925		
Travel expenses:					
0615 Transportation.....	\$14,620.00	\$14,900.00	\$10,842.70		
0616 Subsistence.....	12,380.00	12,600.00	9,199.26		
06 Total travel expenses.....	27,000.00	27,500.00	20,041.96		
For the maintenance of stations, for observing, measuring, and investigating atmospheric phenomena, including salaries and other expenses in the city of Washington and elsewhere, [\$104,400] (<i>same acts</i>).....				101,510.00	
	Estimated expenditures, 1927 appropriation	Estimated expenditures, 1926 appropriation	Expended and obligated, 1925		
Departmental service:					
Salaries—					
Professional and scientific service—					
Grade 4, \$3,800 to \$4,000; average, \$4,400—					
Scientist (meteorologist).....	Average— No. 1 Salary \$3,800	Average— No. 1 Salary \$3,800	Average— No. 1 Salary \$3,800		
Grade 2, \$2,400 to \$3,000; average, \$2,700—					
Assistant scientists (assistant meteorologists).....	2 2,400	2 2,400	1 2,313		
Subprofessional service—					
Grade 4, \$1,500 to \$1,860; average, \$1,680—					
Assistant scientific aids.....	6 1,590	6 1,590	6 1,509		
Clerical, administrative, and fiscal service—					
Grade 3, \$1,500 to \$1,860; average, \$1,680—					
Assistant clerk.....	1 1,560	1 1,560	1 1,505		
Total average number of employees.....	10	10	9		
Total salaries, departmental service.....	19,700.00	19,700.00	18,668.33		

Estimates of appropriations required for the service of the fiscal year ending June 30, 1927—Continued

General object (title of appropriation), date of acts, references to Statutes at Large, or to Revised Statutes, and estimated amount required for each detailed object				Total amount to be appropriated under each head of appropriation	Amount appropriated for the fiscal year ending June 30, 1926
General Expenses, Weather Bureau—Continued.					
	Estimated expenditures, 1927 appropriation	Estimated expenditures, 1926 appropriation	Expended and obligated, 1925		
Field service:					
Salaries—	<i>Average—</i>	<i>Average—</i>	<i>Average—</i>		
Salary range, \$2,400 to \$3,000; average, \$2,700—	No. 7 Salary \$2,414	No. 7 Salary \$2,414	No. 7 Salary \$2,611		
Assistant meteorologists.....	9 1,867	9 1,867	9 1,680		
Salary range, \$1,860 to \$2,400; average, \$2,111.42—	10 1,680	10 1,680	10 1,819		
Junior meteorologists.....	1 1,500	2 1,500	2 1,500		
Salary range, \$1,680 to \$2,040; average, \$1,860—	5 1,360	5 1,360	5 1,128		
Observers.....	32	33	33		
Salary range, \$1,500 to \$1,860; average, \$1,680—	68,800.00	60,300.00	60,225.16		
Assistant observer.....					
Salary range, \$1,320 to \$1,680; average, \$1,500—					
Junior observers.....					
Total average number of employees, field service					
Total salaries, field service.....					
The difference between 1927 and 1926 is due to decrease in force, \$1,500.					
01 Total personal services.....	78,500.00	80,000.00	76,893.49		
Supplies and materials:					
0200 Stationery and office supplies.....	230.00	250.00	315.00		
0220 Scientific and educational supplies.....	6,500.00	7,000.00	7,015.10		
0230 Fuel.....	680.00	750.00	755.49		
0250 Sundry supplies.....	750.00	850.00	909.10		
0290 Materials.....	350.00	400.00	482.08		
02 Total supplies and materials.....	8,510.00	9,250.00	9,476.77		
Communication service:					
0500 Telegraph service.....	6,000.00	3,500.00	3,587.60		
0510 Telephone service.....	180.00	220.00	221.10		
0520 Other communication service.....	10.00	10.00	12.60		
05 Total communication service.....	6,190.00	3,730.00	3,821.30		
07 Transportation of things (service).....	1,200.00	1,400.00	1,542.96		
10 Furnishing of heat, light, and power.....	700.00	700.00	712.56		
11 Rent of buildings.....	3,820.00	5,120.00	5,000.00		
12 Repairs and alterations.....	800.00	1,000.00	1,054.50		
13 Special and miscellaneous current expenses.....	90.00	100.00	101.82		
Equipment:					
3010 Furniture, furnishings, and fixtures.....	300.00	400.00	500.32		
3020 Educational, scientific, and recreational equipment.....	1,000.00	1,300.00	1,623.25		
3050 Other equipment.....	400.00	500.00	800.22		
30 Total equipment.....	1,700.00	2,200.00	2,923.79		
Reserve.....		900.00			
Total.....	101,510.00	104,400.00	101,527.19		
In all, general expenses.....				\$2,053,014.00	\$1,886,515.00
Total, Weather Bureau, [\$2,343,192] \$2,505,971, of which amount not to exceed \$402,025 may be expended for personal services in the District of Columbia.....				2,505,971.00	2,343,192.00
BUREAU OF ANIMAL INDUSTRY					
Salaries, Bureau of Animal Industry—					
For chief of bureau and other personal services in the District of Columbia in accordance with the classification act of 1923 and for personal services in the field (act Feb. 10, 1925, vol. 43, p. 826).....				641,000.00	649,401.00

Estimates of appropriations required for the service of the fiscal year ending June 30, 1927—Continued

General object (title of appropriation), date of acts, references to Statutes at Large, or to Revised Statutes, and estimated amount required for each detailed object	Total amount to be appropriated under each head of appropriation		Amount appropriated for the fiscal year ending June 30, 1926
Salaries, Bureau of Animal Industry—Continued			
	Estimated expenditures, 1927 appropriation	Estimated expenditures, 1926 appropriation	Expended and obligated, 1925
Departmental service:			
Salaries—			
Professional and scientific service—			
Grade 6, \$6,000 to \$7,500; average, \$6,750—	<i>Average—</i>	<i>Average—</i>	<i>Average—</i>
Chief of bureau	No. Salary	No. Salary	No. Salary
Grade 5, \$5,200 to \$6,000; average, \$5,600—	1 \$6,500	1 \$6,500	1 \$6,188
Senior physiologist			1 5,200
Grade 2, \$2,400 to \$3,000; average, \$2,700—			1 2,400
Assistant librarian			
Subprofessional service—			
Grade 5, \$1,680 to \$2,040; average, \$1,860—			
Scientific aid	1 1,800	1 1,800	1 1,707
Grade 4, \$1,500 to \$1,860; average, \$1,680—			
Assistant scientific aid			1 1,560
Grade 3, \$1,320 to \$1,680; average, \$1,500—			
Underscientific helper	1 1,440	1 1,440	
Grade 2, \$1,140 to \$1,500; average, \$1,320—			
Assistant scientific aid			1 1,500
Grade 1, \$900 to \$1,260; average, \$1,080—			
Minor scientific helpers	10 1,020	10 1,020	10 1,016
Clerical, administrative, and fiscal service—			
Grade 9, \$3,000 to \$3,600; average, \$3,300—			
Senior administrative assistant	1 3,100	1 3,100	1 3,033
Grade 8, \$2,700 to \$3,300; average, \$3,000—			
Administrative assistants	2 2,850	2 2,850	1 3,133
Grade 7, \$2,400 to \$3,000; average, \$2,700—			
Junior administrative assistants	3 2,667	3 2,667	1 2,500
Grade 6, \$2,100 to \$2,700; average, \$2,400—			
Principal clerks	6 2,250	6 2,250	4 2,146
Grade 5, \$1,860 to \$2,400; average, \$2,111.42—			
Senior clerks	6 2,090	6 2,090	5 2,139
Grade 4, \$1,680 to \$2,040; average, \$1,860—			
Clerks	25 1,850	25 1,850	23 1,818
Grade 3, \$1,500 to \$1,860; average, \$1,680—			
Assistant clerks	42 1,626	42 1,626	43 1,593
Grade 2, \$1,320 to \$1,680; average, \$1,500—			
Junior clerks	28 1,481	28 1,481	35 1,467
Junior operator	1 1,380	1 1,380	1 1,320
Grade 1, \$1,140 to \$1,500; average, \$1,320—			
Underclerks	4 1,410	4 1,410	2 1,392
Custodial service—			
Grade 4, \$1,140 to \$1,500; average, \$1,320—			
Head messenger	1 1,500	1 1,500	1 1,500
Minor custodian (chauffeur)			1 1,440
Grade 3, \$1,020 to \$1,260; average, \$1,140—			1 1,200
Minor custodian			
Grade 3, \$1,020 to \$1,260; average, \$1,140—			
Messengers	3 1,120	3 1,120	1 1,104
Grade 2, \$900 to \$1,140; average, \$1,020—			
Minor custodians	2 1,080	2 1,080	4 1,080
Grade 2, \$900 to \$1,140; average, \$1,020—			
Assistant messenger	1 900	1 900	
Junior laborers	4 1,005	4 1,005	1 1,100
Junior office laborers	10 903	10 903	11 910
Grade 1, \$600 to \$780; average, \$690—			
Junior messengers	9 633	9 633	8 701
Total average number of employees	161	161	160
Total salaries, departmental service	252,472.00	252,472.00	245,942.37
Field service:			
Salaries—			
Salary range, \$2,100 to \$2,700; average, \$2,400—			
Principal clerks	4 2,250	4 2,250	3 2,300
Salary range, \$1,860 to \$2,400; average, \$2,111.42—			
Senior clerks	6 2,010	6 2,010	6 1,980
Salary range, \$1,680 to \$2,040; average, \$1,860—			
Clerks	34 1,782	34 1,782	31 1,776
Salary range, \$1,500 to \$1,860; average, \$1,680—			
Assistant clerks	45 1,592	45 1,592	45 1,582
Assistant scientific aid	1 1,560	1 1,560	1 1,500
Salary range, \$1,320 to \$1,680; average, \$1,500—			
Junior clerks	113 1,426	106 1,426	116 1,432
Salary range, \$1,140 to \$1,500; average, \$1,320—			
Underclerks	7 1,226	7 1,226	6 1,300
Underscientific helper			1 1,432
Salary range, \$1,680 to \$2,040; average, \$1,860—			
General foreman of laborers	1 1,760	1 1,760	1 1,760
Total average number of regular employees	211	204	210
Total salaries and wages, regular employees	325,935.00	317,935.00	325,932.45
Total temporary employees at salaries ranging from \$720 to \$1,260 per annum	51 62,593.00	61 70,994.00	67 74,511.58
Total number of employees, field service	262	265	277
Total salaries and wages, field service	388,528.00	388,929.00	400,444.03
The difference between 1927 and 1926 is due to decrease in force, \$401.			
01 Total personal services	641,000.00	641,401.00	646,386.40
Reserve		8,000.00	
Total	641,000.00	649,401.00	646,386.40

Estimates of appropriations required for the service of the fiscal year ending June 30, 1927—Continued

General object (title of appropriation), date of acts, references to Statutes at Large, or to Revised Statutes, and estimated amount required for each detailed object	Total amount to be appropriated under each head of appropriation	Amount appropriated for the fiscal year ending June 30, 1926
General Expenses, Bureau of Animal Industry—		
For carrying out the provisions of the act approved May 29, 1884, establishing a Bureau of Animal Industry, and the provisions of the act approved March 3, 1891, providing for the safe transport and humane treatment of export cattle from the United States to foreign countries, and for other purposes; the act approved August 30, 1890, providing for the importation of animals into the United States, and for other purposes; and the provisions of the act of May 9, 1902, extending the inspection of meats to process butter, and providing for the inspection of factories, marking of packages, and so forth; and the provisions of the act approved February 2, 1903, to enable the Secretary of Agriculture to more effectually suppress and prevent the spread of contagious and infectious diseases of livestock, and for other purposes; and also the provisions of the act approved March 3, 1905, to enable the Secretary of Agriculture to establish and maintain quarantine districts, to permit and regulate the movement of cattle and other livestock therefrom, and for other purposes; and for carrying out the provisions of the act of June 29, 1906, entitled "An act to prevent cruelty to animals while in transit by railroads or other means of transportation"; and for carrying out the provisions of the act approved March 4, 1913, regulating the preparation, sale, barter, exchange, or shipment of any virus, serum, toxin, or analogous products manufactured in the United States and the importation of such products intended for use in the treatment of domestic animals; and to enable the Secretary of Agriculture to collect and disseminate information concerning livestock, dairy, and other animal products; to prepare and disseminate reports on animal industry; to employ and pay from the appropriation herein made as many persons in the city of Washington or elsewhere as he may deem necessary; to purchase in the open market samples of all tuberculin, serums, antitoxins, or analogous products, of foreign or domestic manufacture, which are sold in the United States, for the detection, prevention, treatment, or cure of diseases of domestic animals, to test the same, and to disseminate the results of said tests in such manner as he may deem best; to purchase and destroy diseased or exposed animals or quarantine the same whenever in his judgment essential to prevent the spread of pleuropneumonia, tuberculosis, or other diseases of animals from one State to another, as follows (<i>acts May 29, 1884, vol. 23, p. 31, secs. 1-11; Aug. 30, 1890, vol. 26, p. 414, secs. 1-10; Mar. 3, 1891, vol. 26, pp. 883, 1089, sec. 1; May 9, 1902, vol. 32, pp. 193-197, sec. 1; Feb. 2, 1903, vol. 32, pp. 791, 792, secs. 1-3; Mar. 3, 1905, vol. 33, p. 1264, secs. 1-6; June 29, 1906, vol. 34, p. 607, sec. 1; Mar. 4, 1913, vol. 37, p. 832, sec. 1; Feb. 10, 1925, vol. 43, pp. 827-829</i>):		
For inspection and quarantine work, including all necessary expenses for the eradication of scabies in sheep and cattle, the inspection of southern cattle, the supervision of the transportation of livestock, and the inspection of vessels, the execution of the twenty-eight hour law, the inspection and quarantine of imported animals, including the establishment and maintenance of quarantine stations and repairs, alterations, improvements, or additions to buildings thereon; the inspection work relative to the existence of contagious diseases, and the mallein testing of animals (<i>same acts</i>) -----		
	\$610, 000. 00	

Estimates of appropriations required for the service of the fiscal year ending June 30, 1927—Continued

General object (title of appropriation), date of acts, references to Statutes at Large, or to Revised Statutes, and estimated amount required for each detailed object	Total amount to be appropriated under each head of appropriation		Amount appropriated for the fiscal year ending June 30, 1926
<i>General Expenses, Bureau of Animal Industry—Continued.</i>			
	Estimated expenditures, 1927 appropriation	Estimated expenditures, 1926 appropriation	Expended and obligated, 1925
Field service:	<i>Average—</i>	<i>Average—</i>	<i>Average—</i>
Salary range \$3,800 to \$5,000; average, \$4,400—	No. Salary	No. Salary	No. Salary
Veterinarians.....	2½ 3,800	2½ 3,800	2½ 3,800
District law officer.....	1 3,800	1 3,800	1 3,800
Salary range \$3,000 to \$3,800; average, \$3,300—			
Associate veterinarians.....	5½ 3,047	5½ 3,047	3½ 3,073
Associate bacteriologist.....	1 3,000	1 3,000	1 3,000
Salary range \$2,400 to \$3,000; average, \$2,700—			
Assistant veterinarians.....	76½ 2,448	76½ 2,448	68½ 2,427
Chief scientific aid.....	1 2,600	1 2,600	1 2,600
Agent.....			1 2,400
Salary range \$1,880 to \$2,400; average, \$2,111.42—			
Junior veterinarians.....	9½ 2,049	9½ 2,049	13½ 2,068
Principal lay inspectors.....	1½ 2,114	1½ 2,114	1½ 2,114
Senior lay inspectors.....	2 2,100	2 2,100	2½ 2,090
Assistant lay inspector.....	1½ 2,400	1½ 2,400	1 2,400
Salary range \$1,680 to \$2,040; average, \$1,860—			
Senior mechanic.....	1 1,860	1 1,860	1 1,860
Senior lay inspectors.....	75½ 1,876	75½ 1,898	72½ 1,862
Assistant lay inspector.....	1 1,680	1 1,680	1 1,724
Lay inspectors.....	6 1,680	6 1,680	4½ 1,680
Senior scientific aids.....	3 1,920	3 1,920	2½ 1,920
Salary range \$1,500 to \$1,860; average, \$1,680—			
Assistant lay inspectors.....	4 1,500	4 1,500	4½ 1,502
Agents.....	3 1,560	3 1,560	3 1,560
Salary range \$1,320 to \$1,680; average, \$1,500—			
Junior clerk.....	1 1,380	1 1,380	
Total average number of regular employees.....	196	196	185½
Total salaries and wages of regular employees.....	459,732.00	459,732.00	437,287.29
Temporary employees at salaries ranging from \$600 to \$1,500 per year.....	8	8	8
Total salaries and wages of temporary employees.....	7,500.00	7,500.00	7,481.46
Total number of employees, field service.....	204	204	193½
Total salaries and wages, field service.....	467,232.00	467,232.00	444,768.75
01 Total personal services.....	489,257.00	489,257.00	474,073.42
Supplies and materials:			
0200 Stationery and office supplies.....	1,350.00	1,350.00	1,368.42
0220 Scientific and educational supplies.....	2,750.00	2,750.00	2,878.63
0230 Fuel.....	750.00	750.00	731.69
0250 Forage for animals.....	750.00	750.00	758.36
0280 Sundry supplies.....	500.00	500.00	562.14
02 Total supplies and materials.....	6,100.00	6,100.00	6,299.24
04 Subsistence and care of animals.....	300.00	300.00	337.05
Communication service:			
0500 Telegraph service.....	500.00	500.00	700.88
0510 Telephone service.....	2,500.00	2,500.00	2,604.02
0500 Other communication service.....	75.00	75.00	73.59
05 Total communication service.....	3,075.00	3,075.00	3,378.49
Travel expenses:			
0615 Transportation.....	59,610.00	55,500.00	58,446.76
0616 Subsistence.....	35,803.00	32,313.00	34,183.69
06 Total travel expenses.....	95,413.00	87,813.00	92,630.45
07 Transportation of things (service).....	675.00	675.00	673.19
08 Photographing and making photographic prints.....	5.00	5.00	3.20
09 Advertising.....	15.00	15.00	10.88
10 Furnishing heat, light, and power.....	825.00	825.00	825.63
11 Rent of buildings.....	5,045.00	5,045.00	5,041.56
12 Repairs and alterations.....	5,750.00	5,750.00	5,926.03
13 Special and miscellaneous current expenses.....			189.01
Equipment:			
3000 Passenger-carrying vehicles.....	1,540.00	1,640.00	1,756.45
3010 Furniture, furnishings, and fixtures.....	500.00	500.00	579.13
3020 Scientific equipment.....			53.04
3040 Live stock.....			735.00
3050 Other equipment.....	1,500.00	1,500.00	1,446.57
30 Total equipment.....	3,540.00	3,640.00	4,570.19
Reserve.....		7,500.00	
Total.....	610,000.00	610,000.00	594,018.34

For investigating the disease of tuberculosis of animals for its control and eradication, for the tuberculin testing of animals, and for researches concerning the cause of the disease, its modes of spread, and methods of treatment and prevention, including demonstrations, the formation of organizations, and such other means as may be necessary, either independently or in cooperation with farmers, associations, State, Territory, or county authorities, [\$3,560,000] \$2,989,000, of which [\$982,000] \$971,000 shall be set aside for administrative

Estimates of appropriations required for the service of the fiscal year ending June 30, 1927—Continued

General object (title of appropriation), date of acts, references to Statutes at Large, or to Revised Statutes, and estimated amount required for each detailed object	Total amount to be appropriated under each head of appropriation	Amount appropriated for the fiscal year ending June 30, 1926	
General Expenses, Bureau of Animal Industry—Continued.			
and operating expenses and [\$2,578,000] \$2,018,000 for the payment of indemnities: <i>Provided, however, That in carrying out the purpose of this appropriation, if in the opinion of the Secretary of Agriculture it shall be necessary to destroy tuberculous animals and to compensate owners for loss thereof, he may, in his discretion, and in accordance with such rules and regulations as he may prescribe, expend in the city of Washington or elsewhere out of the moneys of this appropriation, such sums as he shall determine to be necessary, within the limitations above provided, for the reimbursement of owners of animals so destroyed, in cooperation with such States, Territories, counties, or municipalities, as shall by law or by suitable action in keeping with its authority in the matter, and by rules and regulations adopted and enforced in pursuance thereof, provide inspection of tuberculous animals and for compensation to owners of animals so destroyed, but no part of the money hereby appropriated shall be used in compensating owners of such animals except in cooperation with and supplementary to payments to be made by State, Territory, county, or municipality where condemnation of such animals shall take place, nor shall any payment be made hereunder as compensation for or on account of any such animal destroyed if at the time of inspection or test of such animal, or at the time of condemnation thereof, it shall belong to or be upon the premises of any person, firm, or corporation, to which it has been sold, shipped, or delivered for the purpose of being slaughtered: <i>Provided further, That out of the money hereby appropriated no payment as compensation for any tuberculous animal destroyed shall exceed one-third of the difference between the appraised value of such animal and the value of the salvage thereof; that no payment hereunder shall exceed the amount paid or to be paid by the State, Territory, county, and municipality where the animal shall be condemned; and that in no case shall any payment hereunder be more than \$25 for any grade animal or more than \$50 for any purebred animal, and no payment shall be made unless the owner has complied with all lawful quarantine regulations (acts May 29, 1884, vol. 23, p. 31, secs. 1-11; Aug. 30, 1890, vol. 26, p. 414, secs. 1-10; Mar. 3, 1891, vol. 26, pp. 883, 1089, sec. 1; May 9, 1902, vol. 32, pp. 193-197, sec. 1; Feb. 2, 1903, vol. 32, pp. 791, 792, secs. 1-3; Mar. 3, 1905, vol. 33, p. 1264, secs. 1-6; June 29, 1906, vol. 34, p. 607, sec. 1; Mar. 4, 1913, vol. 37, p. 832, sec. 1; Feb. 10, 1925, vol. 43, pp. 827-829).</i></i>			
	\$2,989,000.00		
	Estimated expenditures, 1927 appropriation	Estimated expenditures, 1926 appropriation	Expended and obligated, 1925
Departmental service:			
Salaries—			
Professional and scientific service—	<i>Average—</i>	<i>Average—</i>	<i>Average—</i>
Grade 5, \$5,200 to \$6,000; average, \$5,600—	No. Salary	No. Salary	No. Salary
Senior veterinarian.....	1 \$5,200	1 \$5,200	1 \$5,200
Grade 4, \$3,800 to \$5,000; average, \$4,400—			
Veterinarian.....	1 4,000	1 4,000	1 3,867
Biochemist.....	1 3,800	1 3,800	1 3,800
Bacteriologist.....	1 3,800	1 3,800	1 3,800
Grade 3, \$3,000 to \$3,600; average, \$3,300—			
Associate veterinarians.....	2 3,150	2 3,150	2 3,150
Associate bacteriologist.....	1 3,100	1 3,100	1 3,000
Grade 2, \$2,400 to \$3,000; average, \$2,700—			
Assistant veterinarians.....	3 2,467	3 2,467	2 2,480
Assistant bacteriologist.....	1 2,600	1 2,600	1 2,600
Grade 1, \$1,860 to \$2,400; average, \$2,111.42—			
Junior chemist.....	1 2,300	1 2,300	1 2,300
Junior veterinarian.....	1 1,920	1 1,920	1 2,100
Junior librarian.....	1 1,920	1 1,920	1 1,860
Subprofessional service—			
Grade 4, \$1,500 to \$1,860; average, \$1,680—			
Assistant scientific illustrator.....	1 1,560	1 1,560	1 1,500
Grade 2, \$1,140 to \$1,500; average, \$1,320—			
Underscientific helper.....	1 1,140	1 1,140	1 1,140
Grade 1, \$900 to \$1,260; average, \$1,080—			
Minor scientific helpers.....	2 930	1 930	1 927
Clerical, administrative, and fiscal service—			
Grade 9, \$3,000 to \$3,600; average, \$3,300—			
Senior administrative assistant.....			1 3,500
Grade 8, \$2,700 to \$3,300; average, \$3,000—			
Associate editors.....		1 3,095	
Administrative assistant.....		1 2,700	1 2,733
Grade 7, \$2,400 to \$3,000; average, \$2,700—			
Junior administrative assistant.....		1 2,500	
Grade 3, \$1,500 to \$1,860; average, \$1,680—			
Assistant clerk.....	1 1,560	1 1,560	1 1,500
Custodial service—			
Grade 2, \$900 to \$1,140; average, \$1,020—			
Office laborer.....			1 900
Grade 1, \$800 to \$780; average, \$690—			
Junior messenger.....			1 617
Total average number of employees.....	17 1/2	20 1/2	18 1/2
Total salaries, departmental service.....	40,794.00	50,207.00	45,220.66
The difference between 1927 and 1926 is due to decrease in force, \$9,413.			

Estimates of appropriations required for the service of the fiscal year ending June 30, 1927—Continued

General object (title of appropriation), date of acts, references to Statutes at Large, or to Revised Statutes, and estimated amount required for each detailed object				Total amount to be appropriated under each head of appropriation	Amount appropriated for the fiscal year ending June 30, 1926
<i>General Expenses, Bureau of Animal Industry—Continued</i>					
	Estimated expenditures, 1927 appropriation	Estimated expenditures, 1926 appropriation	Expended and obligated, 1925		
Field service:					
Salaries and wages—	<i>Average—</i>	<i>Average—</i>	<i>Average—</i>		
Salary range, \$3,800 to \$5,000; average, \$4,400—	No. 4½ Salary \$3,800	No. 4½ Salary \$3,800	No. 4½ Salary \$3,800		
Veterinarians.....	5½ 3,321	5½ 3,321	5 3,324		
Associate veterinarians.....	1½ 3,500	1½ 3,500	1½ 3,500		
Livestock editor.....					
Salary range, \$3,000 to \$3,600; average, \$3,300—					
Assistant veterinarians.....	185½ 2,466	185½ 2,466	145½ 2,473		
Salary range, \$1,860 to \$2,400; average, \$2,111.42—					
Junior veterinarians.....	64 2,053	64 2,053	85 2,044		
Principal lay inspectors.....	1 2,100	1 2,100	1½ 2,100		
Senior lay inspectors.....	14½ 1,880	14½ 1,880	12½ 1,871		
Assistant lay inspector.....	1½ 2,400	1½ 2,400	1½ 2,400		
Salary range, \$1,500 to \$1,680; average, \$1,680—					
Clerks.....	5½ 1,585	5½ 1,585	1½ 1,500		
Salary range, \$1,320 to \$1,680; average, \$1,500—					
Junior clerks.....	5½ 1,355	5½ 1,355	3½ 1,320		
Skilled laborers.....	2 1,680	2 1,680	2 1,680		
Salary range, \$1,140 to \$1,500; average, \$1,320—					
Underclerks.....	3 1,180	3 1,180	1½ 1,220		
Temporary employee (agent), at \$10 for days actually employed.....	1 200	1 200			
Total average number of employees, field service.....	293½	293½	262½		
Total salaries, field service.....	656,445.00	657,320.00	607,175.79		
The difference between 1927 and 1926 is due to decrease in force, \$875.					
01 Total personal services.....	697,239.00	707,527.00	662,396.45		
Supplies and materials:					
0200 Stationery and office supplies.....	3,500.00	3,500.00	3,164.13		
0220 Scientific and educational supplies.....	14,250.00	14,250.00	13,931.61		
0230 Fuel.....	350.00	350.00	385.74		
0250 Forage, etc., for animals.....	6,000.00	6,000.00	5,712.87		
0280 Sundry supplies.....	2,000.00	2,000.00	2,021.91		
02 Total supplies and materials.....	26,100.00	26,100.00	25,216.26		
04 Subsistence and care of animals.....	600.00	600.00	673.73		
Communication service:					
0500 Telegraph service.....	225.00	225.00	234.19		
0510 Telephone service.....	3,250.00	3,250.00	3,410.75		
0520 Other communication service.....	35.00	35.00	35.87		
05 Total communication service.....	3,510.00	3,510.00	3,680.81		
Travel expenses:					
0615 Transportation.....	106,210.00	107,250.00	106,944.04		
0616 Subsistence.....	99,626.00	100,458.00	101,339.92		
06 Total travel expenses.....	205,836.00	207,708.00	208,283.96		
07 Transportation of things (service).....	2,500.00	2,500.00	2,595.46		
08 Photographing and photographs and prints.....	5.00	5.00	4.00		
10 Furnishing of heat, light, and power.....	35.00	35.00	33.03		
11 Rent of buildings.....	3,825.00	3,825.00	3,802.38		
12 Repairs and alterations.....	6,000.00	6,000.00	6,322.25		
13 Special and miscellaneous current expenses.....	500.00	500.00	583.62		
Equipment:					
3000 Passenger-carrying vehicles.....	21,100.00	9,940.00	8,508.30		
3010 Furniture, furnishings, and fixtures.....	2,000.00	2,000.00	2,026.62		
3020 Educational, scientific, and recreational equipment.....	1,250.00	1,250.00	1,327.83		
3040 Livestock.....			76.00		
3050 Other equipment.....	500.00	500.00	635.86		
30 Total equipment.....	24,850.00	13,690.00	12,474.61		
53 Awards or damages for the destruction of infected livestock.....	2,018,000.00	2,578,000.00	2,377,600.00		
Reserve.....		10,000.00			
Total.....	2,989,000.00	3,560,000.00	3,293,666.46		

Estimates of appropriations required for the service of the fiscal year ending June 30, 1927—Continued

General object (title of appropriation), date of acts, references to Statutes at Large, or to Revised Statutes, and estimated amount required for each detailed object	Total amount to be appropriated under each head of appropriation		Amount appropriated for the fiscal year ending June 30, 1926
General Expenses, Bureau of Animal Industry—Continued.			
For all necessary expenses for the eradication of southern cattle ticks, [\$699,451] \$583,730: Provided, That no part of this appropriation shall be used for the purchase of animals or in the purchase of materials for or in the construction of dipping vats upon land not owned solely by the United States, except at fairs or expositions where the Department of Agriculture makes exhibits or demonstrations; nor shall any part of this appropriation be used in the purchase of materials or mixtures for use in dipping vats except in experimental or demonstration work carried on by the officials or agents of the Bureau of Animal Industry (<i>acts May 29, 1884, vol. 23, p. 31; secs. 1-11; Aug. 30, 1890, vol. 26, p. 414, secs. 1-10; Mar. 3, 1891, vol. 26, pp. 383, 1089, sec. 1; May 9, 1902, vol. 32, pp. 193-197, sec. 1; Feb. 2, 1903, vol. 32, pp. 791, 792, secs. 1-3; Mar. 3, 1905, vol. 33, p. 1264, secs. 1-6; June 29, 1906, vol. 34, p. 607, sec. 1; Mar. 4, 1913, vol. 37, p. 832, sec. 1; Feb. 10, 1925, vol. 43, pp. 827-829</i>):			
	\$583, 730. 00		
	Estimated expenditures, 1927 appropriation	Estimated expenditures, 1926 appropriation	Expended and obligated, 1925
Departmental service:			
Salaries—			
Professional and scientific service—	<i>Average—</i>	<i>Average—</i>	<i>Average—</i>
Grade 5, \$5,200 to \$6,000; average, \$5,600—	No. Salary	No. Salary	No. Salary
Senior veterinarian.....	1 \$5,200	1 \$5,200	1 \$5,200
Senior zoologist.....	1 5,200	1 5,200	1 5,200
Grade 4, \$3,800 to \$5,000; average, \$4,400—			
Veterinarian.....	1 3,800	1 3,800	1 3,800
Grade 2, \$2,400 to \$3,000; average, \$2,700—			
Assistant chemist.....	1 2,500	1 2,500	1 2,433
Subprofessional service—			
Grade 8, \$2,400 to \$3,000; average, \$2,700—			
Chief scientific illustrator.....	1 2,400	1 2,400	
Grade 6, \$1,800 to \$2,400; average, \$2,111.42—			
Senior scientific illustrator.....		1 2,200	1 2,100
Grade 1, \$900 to \$1,200; average, \$1,080—			
Minor scientific helper.....	1 960	1 960	1 900
Clerical, administrative, and fiscal service—			
Grade 6, \$2,100 to \$2,700; average, \$2,400—			
Principal clerk.....	1 2,600	1 2,600	1 2,533
Custodial service—			
Grade 2, \$900 to \$1,140; average, \$1,020—			
Office laborer.....			1 376
Total average number of employees.....	6 1/2	6 1/2	6 1/2
Total salaries, departmental service.....	20,860.00	20,860.00	20,952.55
Field service:			
Salaries and wages—			
Salary range, \$3,800 to \$5,000; average, \$4,400—			
Veterinarian.....	1 3,800	1 3,800	1 3,800
Salary range, \$3,000 to \$3,600; average, \$3,300—			
Associate veterinarian.....	7 1/2 3,161	7 1/2 3,161	9 1/2 3,139
Salary range, \$2,400 to \$3,000; average, \$2,700—			
Assistant veterinarians.....	49 1/2 2,457	49 1/2 2,457	37 2,459
Salary range, \$1,800 to \$2,400; average, \$2,111.42—			
Junior veterinarians.....	10 1/2 2,002	10 1/2 2,002	17 1/2 2,026
Senior lay inspectors.....	7 1/2 1,879	7 1/2 1,879	10 1/2 1,846
Salary range, \$1,500 to \$1,860; average, \$1,680—			
Lay inspectors.....	3 1,720	3 1,720	2 1/2 1,740
Assistant lay inspector.....			1 1,500
Salary range, \$1,320 to \$1,680; average, \$1,500—			
Junior clerk.....	1 1,320	1 1,320	1 1,320
Skilled laborers.....	2 1,560	2 1,560	2 1,560
Salary range, \$1,140 to \$1,500; average, \$1,320—			
Underclerks.....	2 1,260	2 1,260	2 1,255
Total average number of regular employees.....	83 1/2	83 1/2	83 1/2
Total salaries and wages, regular employees.....	195,579.00	195,579.00	191,261.08
Temporary employees with salaries ranging from \$12 to \$2,520 per year.....	103	145	145 1/2
Total salaries and wages, temporary employees.....	171,734.00	239,704.00	231,422.50
Total number of employees, field service.....	186 1/2	228 1/2	228 1/2
Total salaries and wages, field service.....	367,313.00	435,283.00	422,683.58
The difference between 1927 and 1926 is due to decrease in force (temporary employees), \$67,970.			
01 Total personal services.....	388,173.00	456,143.00	443,636.13
Supplies and materials:			
0200 Stationery and office supplies.....	2,000.00	2,000.00	1,788.24
0220 Scientific and educational supplies.....	125.00	125.00	111.59
0230 Fuel.....	500.00	500.00	449.07
0250 Forage.....	150.00	150.00	142.24
0270 Powder, projectiles, etc.....			56.40
0280 Sundry supplies.....	1,000.00	1,000.00	866.83
0290 Materials.....			90.87
02 Total supplies and materials.....	3,775.00	3,775.00	3,505.24
04 Subsistence and care of animals.....	550.00	550.00	545.87

Estimates of appropriations required for the service of the fiscal year ending June 30, 1927—Continued

General object (title of appropriation), date of acts, references to Statutes at Large, or to Revised Statutes, and estimated amount required for each detailed object				Total amount to be appropriated under each head of appropriation	Amount appropriated for the fiscal year ending June 30, 1926
<i>General Expenses, Bureau of Animal Industry—Continued.</i>					
	Estimated expenditures, 1927 appropriation	Estimated expenditures, 1926 appropriation	Expended and obligated, 1925		
Communication service:					
0500 Telegraph service.....	\$250.00	\$250.00	\$257.80		
0610 Telephone service.....	3,250.00	3,250.00	3,083.90		
0520 Other communication service.....	25.00	25.00	24.87		
05 Total communication service.....	3,525.00	3,525.00	3,366.57		
Travel expenses:					
0615 Transportation.....	113,030.00	133,500.00	133,054.94		
0616 Subsistence.....	43,952.00	54,753.00	52,239.29		
06 Total travel expenses.....	156,982.00	193,253.00	185,294.23		
07 Transportation of things (service).....	4,000.00	4,000.00	3,970.64		
08 Photographing, and photographs and prints.....	5.00	5.00	2.29		
09 Advertising.....	125.00	125.00	118.41		
10 Furnishing of heat, light, and power.....	75.00	75.00	72.81		
11 Rent of buildings.....	6,875.00	6,875.00	6,873.51		
12 Repairs and alterations.....	11,750.00	11,750.00	11,681.67		
13 Special and miscellaneous current expenses.....	500.00	500.00	390.87		
Equipment:					
3000 Passenger-carrying vehicles.....	2,920.00	4,400.00	5,721.08		
3010 Furniture, furnishings, and fixtures.....	125.00	125.00	113.95		
3020 Educational, scientific, and recreational equipment.....	100.00	100.00	70.00		
3050 Other equipment.....	4,250.00	4,250.00	4,154.35		
30 Total equipment.....	7,395.00	8,875.00	10,059.38		
Reserve.....		10,000.00			
Total.....	583,730.00	699,451.00	669,517.60		

For all necessary expenses for investigations and experiments in animal husbandry; for experiments in animal feeding and breeding, including cooperation with the State agricultural experiment stations, including repairs and additions to and erection of buildings absolutely necessary to carry on the experiments, including the employment of labor in the city of Washington and elsewhere, rent outside of the District of Columbia, and all other necessary expenses, [\$348,225] \$342,080: *Provided*, That of the sum thus appropriated [\$55,640] \$52,820, may be used for experiments in poultry feeding and breeding: *Provided further*, That of the sum thus appropriated \$8,000 is made available for the erection of necessary buildings at the United States sheep experiment station in Clark County, Idaho, to furnish facilities for the investigation of problems pertaining to the sheep and wool industry on the farms and ranges of the Western States (*Acts May 29, 1884, vol. 23, p. 31, secs. 1-11; Aug. 30, 1890, vol. 26, p. 414, secs. -10; Mar. 3, 1891, vol. 26, pp. 883, 1089, secs. 1; May 9, 1902, vol. 32, pp. 193-197, sec. 1; Feb. 2, 1903, vol. 32, pp. 791, 792, secs. 1-3; Mar. 3, 1905, vol. 33, p. 1264, secs. 1-6; June 29, 1906, vol. 34, p. 607, sec. 1; Mar. 4, 1913, vol. 37, p. 832, sec. 1; Feb. 10, 1925, vol. 43, pp. 827-829*).....

\$342,080.00

	Estimated expenditures, 1927 appropriation	Estimated expenditures, 1926 appropriation	Expended and obligated, 1925
Departmental service:			
Salaries—			
Professional and scientific service—			
Grade 5, \$5,200 to \$6,000; average, \$5,600—	Average—	Average—	Average—
Senior animal husbandman.....	No. 1 Salary \$5,200	No. 1 Salary \$5,200	No. 1 Salary \$5,345
Grade 4, \$3,800 to \$5,000; average, \$4,400—			
Chemist.....	1 5,000	1 5,000	1 5,000
Poultry husbandman.....	1 4,600	1 4,600	1 4,600
Animal husbandman.....	6 3,800	5½ 3,833	5½ 3,876
Grade 3, \$3,000 to \$3,600; average, \$3,600—			
Associate animal husbandman.....	6 3,183	6 3,183	6 3,150
Associate poultry husbandman.....	1 3,300	1 3,300	1 3,300
Associate physicist.....	1 3,000	1 3,000	1 3,000
Associate chemist.....	1 3,000	1 3,000	1 3,000
Associate veterinarian.....	1 3,000	1 3,000	1 3,000
Grade 2, \$2,400 to \$3,000; average, \$2,700—			
Assistant animal husbandman.....	4 2,675	4 2,675	3½ 2,707
Assistant physicist.....	1 2,700	1 2,700	1½ 2,547
Grade 1, \$1,800 to \$2,400; average, \$2,111.42—			
Junior animal husbandman.....	1 2,300	1 2,300	1½ 2,300
Junior chemist.....			1 2,200
Junior librarian.....	1 1,860	1 1,860	1 1,860

Estimates of appropriations required for the service of the fiscal year ending June 30, 1927—Continued

General object (title of appropriation), date of acts, references to Statutes at Large, or to Revised Statutes, and estimated amount required for each detailed object

Total amount to be appropriated under each head of appropriation

Amount appropriated for the fiscal year ending June 30, 1926

General Expenses, Bureau of Animal Industry—Continued.

	Estimated expenditures, 1927 appropriation		Estimated expenditures, 1926 appropriation		Expended and obligated, 1925	
	Average— No.	Salary	Average— No.	Salary	Average— No.	Salary
Departmental service—Continued.						
Salaries—Continued.						
Subprofessional service—						
Grade 8, \$2,400 to \$3,000; average, \$2,700—						
Chief scientific aid	1	\$2,800	1	\$2,800	1	\$2,800
Grade 5, \$1,620 to \$2,040; average, \$1,860—						
Draftsman					1	1,860
Grade 4, \$1,500 to \$1,860; average, \$1,680—						
Assistant scientific aid			1	1,740	1	1,740
Grade 3, \$1,320 to \$1,680; average, \$1,500—						
Junior scientific aid					1	1,320
Grade 1, \$900 to \$1,260; average, \$1,080—						
Under scientific helper	2	1,200	2	1,200	1	1,140
Minor scientific helper				960	1	900
Clerical, administrative, and fiscal service—						
Grade 8, \$2,700 to \$3,300; average, \$3,000—						
Associate editor			1	3,200		
Grade 7, \$2,400 to \$3,000; average, \$2,700—						
Junior administrative assistant					1	2,810
Grade 5, \$1,860 to \$2,400; average, \$2,111.42—						
Senior clerk					1	2,200
Senior photographer	1	2,000	1	2,000	1	1,880
Grade 3, \$1,500 to \$1,860; average, \$1,680—						
Assistant clerk					1	1,500
Custodial service—						
Grade 7, \$1,680 to \$2,040; average, \$1,860—						
Senior mechanic	1	1,860	1	1,860	1	1,860
Total average number of employees	28 $\frac{1}{2}$		31 $\frac{1}{2}$		31 $\frac{1}{2}$	
Total salaries, departmental service		88,371.00		97,220.00		91,725.01
The difference between 1927 and 1926 is due to decrease in force, \$8,849.						
Field service:						
Salaries—						
Salary range, \$3,000 to \$3,600; average, \$3,300—						
Associate animal husbandmen	3	3,167	3	3,167	3 $\frac{1}{2}$	3,031
Associate poultry husbandman	1	3,000	1	3,000		
Associate physicist	1	3,000				
Salary range, \$2,400 to \$3,000; average, \$2,700—						
Agent in animal husbandry	1	2,700	1	2,700	1	2,700
Assistant animal husbandmen	5	2,664	5	2,664	3	2,900
Chief scientific assistant	1	2,600	1	2,600	1	2,600
Assistant physicist	1	2,700				
Salary range, \$1,860 to \$2,400; average, \$2,111.42—						
Junior animal husbandmen	3	2,100	3	2,100	2	2,150
Junior chemists	3	1,860	3	1,860	1 $\frac{1}{2}$	1,827
Farm foreman	1	2,100	1	2,100	1	2,100
Salary range, \$1,320 to \$1,680; average, \$1,500—						
Junior scientific aid	1	1,320	1	1,320	1	1,320
Salary range, \$1,140 to \$1,500; average, \$1,320—						
Underclerks	2 $\frac{1}{2}$	1,189	2 $\frac{1}{2}$	1,189	1	1,305
Unskilled laborers	14	1,260	14	1,260	11 $\frac{1}{2}$	1,275
Salary range, \$1,500 to \$1,860; average, \$1,680—						
Assistant scientific aid	1	1,740				
Carpenters	2	1,625	2	1,625	1 $\frac{1}{2}$	1,794
Blacksmith	1	1,740	1	1,740	1	1,740
Salary range, \$1,020 to \$1,260; average, \$1,140—						
Unskilled laborers	5	1,068	5	1,068	6 $\frac{1}{2}$	1,070
Salary range, \$900 to \$1,140; average, \$1,020—						
Unskilled laborers	5	968	5	968	1 $\frac{1}{2}$	980
Salary range, \$780 to \$1,020; average, \$900—						
Unskilled laborers	17	825	17	825	11 $\frac{1}{2}$	836
Salary range, \$600 to \$780; average, \$690—						
Unskilled laborers	4	600	4	600	2	675
Total average number of regular employees	72 $\frac{1}{2}$		69 $\frac{1}{2}$		49 $\frac{1}{2}$	
Total salaries and wages, field service		105,869.00		97,080.00		71,994.25
Temporary employees with salaries ranging from \$150 to \$1,800 per annum						
Total salaries and wages, temporary employees	34	27,915.00	34	27,915.00	36	32,109.49
Total number of employees, field service	106 $\frac{1}{2}$		103 $\frac{1}{2}$		85 $\frac{1}{2}$	
Total salaries and wages, field service		133,784.00		124,995.00		104,103.74
The difference between 1926 and 1927 is due to increase in force, \$8,789.						
01 Total personal services		222,155.00		222,215.00		195,828.75
Supplies and materials:						
0200 Stationery and office supplies		1,500.00		1,500.00		1,615.33
0210 Medical and hospital supplies		25.00		25.00		26.28
0220 Scientific and educational supplies		1,375.00		1,375.00		1,380.46
0230 Fuel		6,900.00		6,900.00		6,904.15
0250 Forage, etc., for animals		47,065.00		44,150.00		46,736.19
0260 Provisions		500.00		500.00		1,641.70
0270 Powder, projectiles, etc.		50.00		50.00		80.30
0280 Sundry supplies		6,000.00		5,000.00		6,939.56
0290 Materials						131.99
02 Total supplies and materials		63,415.00		59,500.00		65,455.96
04 Subsistence and care of animals		50.00		50.00		56.75

Estimates of appropriations required for the service of the fiscal year ending June 30, 1927—Continued

General object (title of appropriation), date of acts, references to Statutes at Large, or to Revised Statutes, and estimated amount required for each detailed object				Total amount to be appropriated under each head of appropriation	Amount appropriated for the fiscal year ending June 30, 1926
<i>General Expenses, Bureau of Animal Industry—Continued.</i>					
		Estimated expenditures, 1927 appropriation	Estimated expenditures, 1926 appropriation	Expended and obligated, 1925	
Communication service:					
0500	Telegraph service.....	\$125.00	\$125.00	\$122.13	
0510	Telephone service.....	500.00	500.00	509.06	
0520	Other communication service.....	5.00	5.00	3.40	
05	Total communication service.....	630.00	630.00	634.59	
Travel expenses:					
0615	Transportation.....	12,000.00	10,000.00	12,240.14	
0616	Subsistence.....	5,500.00	4,500.00	5,511.99	
06	Total travel expenses.....	17,500.00	14,500.00	17,752.13	
07	Transportation of things (service).....	5,000.00	5,000.00	6,972.78	
08	Photographing and photographs and prints.....	250.00	250.00	254.84	
09	Advertising.....	10.00	10.00	5.40	
10	Furnishing of heat, light, and power.....	6,500.00	6,500.00	4,423.12	
11	Other rents.....	1,140.00	1,140.00	1,140.00	
12	Repairs and alterations.....	12,000.00	12,000.00	17,980.84	
13	Special and miscellaneous current expenses.....	4,430.00	4,430.00	6,412.04	
Equipment:					
3000	Passenger-carrying vehicles.....		6,500.00		
3010	Furniture, furnishings, and fixtures.....	1,000.00	1,000.00	1,152.42	
3020	Educational, scientific, and recreational equipment.....	2,500.00	2,500.00	3,187.91	
3040	Livestock.....	500.00	500.00	924.00	
3050	Other equipment.....	5,000.00	5,000.00	9,458.33	
30	Total equipment.....	9,000.00	15,500.00	14,722.66	
	Reserve.....		6,500.00		
	Total.....	342,080.00	348,225.00	331,639.86	

For all necessary expenses for scientific investigations in diseases of animals, including the maintenance and improvement of the bureau experiment station at Bethesda, Maryland, and the necessary alterations of buildings thereon, and the necessary expenses for investigations of tuberculin, serums, antitoxins, and analogous products, \$125,860: *Provided*, That of said sum \$40,000 may be used for researches concerning the cause, modes of spread, and methods of treatment and prevention of the disease of contagious abortion of animals (*acts May 29, 1884, vol. 23, p. 31, secs. 1-11; Aug. 30, 1890, vol. 26, p. 414, secs. 1-10; Mar. 3, 1891, vol. 26, pp. 883, 1089, sec. 1; May 9, 1902, vol. 32, pp. 193-197, sec. 1; Feb. 2, 1903, vol. 32, pp. 791, 792, secs. 1-3; Mar. 3, 1905, vol. 33, p. 1264, secs. 1-6; June 29, 1906, vol. 34, p. 607, sec. 1; Mar. 4, 1913, vol. 37, p. 832, sec. 1; Feb. 10, 1925, vol. 43, pp. 827-829*)—

\$125,860.00

		Estimated expenditures, 1927 appropriation	Estimated expenditures, 1926 appropriation	Expended and obligated, 1925
Departmental service:				
Salaries—				
Professional and scientific service—				
Grade 5, \$5,200 to \$6,000; average, \$5,600—	Average—	Average—	Average—	
Senior pathologist.....	No. Salary	No. Salary	No. Salary	
Grade 4, \$3,800 to \$5,000; average, \$4,400—	1 \$5,200	1 \$5,200	1 \$5,200	
Zoologist.....	1 4,200	1 4,200	1 4,200	
Bacteriologist.....			1 3,800	
Grade 3, \$3,000 to \$3,600; average, \$3,300—				
Associate physiologists.....	2 3,200	2 3,200		
Associate bacteriologist.....	1 3,100	1 3,100	1 3,033	
Associate veterinarians.....	2 3,000	2 3,000	1 3,000	
Associate chemist.....	1 3,000	1 3,000	1 3,000	
Associate pathologist.....	1 3,000	1 3,000	1 3,000	
Associate zoologists.....	2 3,000	2 3,000	1 3,000	
Associate physicist.....			1 3,000	
Grade 2, \$2,400 to \$3,000; average, \$2,700—				
Assistant zoologist.....	1 2,500	1 2,500	2 2,550	
Grade 1, \$1,860 to \$2,400; average, \$2,111.42—				
Junior physiologist.....	1 2,200	1 2,200	1 2,133	
Subprofessional service—				
Grade 8, \$2,400 to \$3,000; average, \$2,700—				
Chief scientific illustrator.....	1 2,400	1 2,400		
Grade 6, \$1,860 to \$2,400; average, \$2,111.42—				
Senior scientific illustrator.....			1 2,138	
Grade 4, \$1,500 to \$1,860; average, \$1,680—				
Assistant scientific aid.....	1 1,740	1 1,740	1 1,680	
Grade 2, \$1,140 to \$1,500; average, \$1,320—				
Underscientific helper.....	1 1,440	1 1,440	1 1,440	
Total average number of employees.....	15 1/2	15 1/2	14 1/2	
Total salaries, departmental service.....	46,760.00	46,760.00	41,011.66	

Estimates of appropriations required for the service of the fiscal year ending June 30, 1927—Continued

General object (title of appropriation), date of acts, references to Statutes at Large, or to Revised Statutes, and estimated amount required for each detailed object	Total amount to be appropriated under each head of appropriation		Amount appropriated for the fiscal year ending June 30, 1926
<i>General Expenses, Bureau of Animal Industry—Continued.</i>			
	Estimated expenditures, 1927 appropriation	Estimated expenditures, 1926 appropriation	Expended and obligated, 1925
Field service:			
Salaries—	<i>Average—</i>	<i>Average—</i>	<i>Average—</i>
Salary range, \$5,200 to \$6,000; average, \$5,600—	No. 1 Salary \$5,200	No. 1 Salary \$5,200	No. 1 Salary \$5,200
Senior veterinarian.....	1 3,800	1 3,800	$\frac{4}{12}$ 3,800
Salary range, \$3,800 to \$5,000; average, \$4,400—			$\frac{12}{12}$ 3,800
Veterinarian.....			
Bacteriologist.....			
Salary range, \$3,000 to \$3,600; average, \$3,300—			
Associate physiologists.....	2 3,200	2 3,200	2 3,167
Salary range, \$2,400 to \$3,000; average, \$2,700—			
Assistant veterinarians.....	4 2,850	4 2,850	5 2,760
Salary range, \$1,860 to \$2,400; average, \$2,111.42—			
Senior lay inspectors.....	2 1,890	2 1,890	2 1,890
Salary range, \$1,140 to \$1,500; average, \$1,320—			
Minor scientific helper.....	1 1,140	1 1,140	1 1,140
Total average number of regular employees.....	11	11	12
Total salaries and wages, regular employees.....	31,720.00	31,720.00	33,103.33
Temporary employees at salaries ranging from \$390 to \$1,080 per year.....	3 3,240.00	3 3,240.00	$2\frac{4}{12}$ 3,295.14
Total average number of employees, field service.....	14	14	$14\frac{4}{12}$
Total salaries and wages, field service.....	34,960.00	34,960.00	36,398.47
01 Total personal services.....	81,720.00	81,720.00	77,410.13
Supplies and materials:			
0200 Stationery and office supplies.....	1,000.00	1,000.00	804.19
0210 Medical and hospital supplies.....	10.00	10.00	.41
0220 Scientific and educational supplies.....	3,500.00	3,000.00	2,106.57
0230 Fuel.....	1,500.00	1,500.00	1,332.63
0250 Forage.....	15,500.00	15,500.00	14,770.30
0260 Provisions.....	150.00	150.00	114.28
0270 Powder, projectiles, etc.....			2.00
0280 Sundry supplies.....	1,000.00	1,000.00	964.67
02 Total supplies and materials.....	22,660.00	22,660.00	20,095.03
04 Subsistence and care of animals.....	300.00	300.00	253.00
Communication service:			
0500 Telegraph service.....	25.00	25.00	16.39
0510 Telephone service.....	200.00	200.00	184.13
0520 Other communication service.....	2.00	2.00	1.65
05 Total communication service.....	227.00	227.00	202.17
Travel expenses:			
0615 Transportation.....	7,243.00	6,493.00	3,690.37
0616 Subsistence.....	2,850.00	2,600.00	1,352.57
06 Total travel expenses.....	10,093.00	9,093.00	5,042.94
07 Transportation of things (service).....	500.00	500.00	307.37
08 Photographing, and photographs and prints.....	75.00	75.00	61.34
10 Furnishing of heat, light, and power.....	750.00	750.00	692.78
11 Rent of buildings.....	1,085.00	1,085.00	1,083.75
12 Repairs and alterations.....	3,500.00	3,500.00	3,144.32
13 Special and miscellaneous current expenses.....			307.03
Equipment:			
3010 Furniture, furnishings, and fixtures.....	200.00	200.00	181.59
3020 Educational, scientific, and recreational equipment.....	2,000.00	1,500.00	403.39
3040 Livestock.....	2,000.00	1,500.00	1,448.91
3050 Other equipment.....	750.00	750.00	633.16
30 Total equipment.....	4,950.00	3,950.00	2,667.05
Reserve.....		2,500.00	
Total.....	125,860.00	125,860.00	111,266.91

For investigating the disease of hog cholera, and for its control or eradication by such means as may be necessary, including demonstrations, the formation of organizations, and other methods, either independently or in cooperation with farmers' associations, State or county authorities, [\$431,363] \$390,820: *Provided*, That of said sum \$235,995 shall be available for expenditure in carrying out the provisions of the act approved March 4, 1913, regulating the preparation, sale, barter, exchange, or shipment of any virus, serum, toxin, or analogous product manufactured in the United States and the importation of such products intended for use in the treatment of domestic animals: *Provided further*, That of said sum \$25,820 shall be available for researches concerning the causes, modes of spread, and methods of treatment and prevention of this disease (acts May 29, 1884, vol. 23, p. 31, secs. 1-11; Aug. 30, 1890, vol. 26, p. 414, secs. 1-10; Mar. 3, 1891, vol. 26, pp. 883, 1089, sec. 1; May 9, 1902, vol. 32, pp. 193-197, sec. 1; Feb. 2, 1903, vol. 32, pp. 791, 792, secs. 1-3; Mar. 3, 1905, vol. 33, p. 1264, secs. 1-6; June 29, 1906, vol. 34, p. 607, sec. 1; Mar. 4, 1913, vol. 37, p. 832, sec. 1; Feb. 10, 1925, vol. 43, pp. 827-829) -

\$390,820.00

Estimates of appropriations required for the service of the fiscal year ending June 30, 1927—Continued

General object (title of appropriation), date of acts, references to Statutes at Large, or to Revised Statutes, and estimated amount required for each detailed object	Total amount to be appropriated under each head of appropriation		Amount appropriated for the fiscal year ending June 30, 1926
General Expenses, Bureau of Animal Industry— Continued.			
	Estimated expenditures, 1927 appropriation	Estimated expenditures, 1926 appropriation	Expended and obligated, 1925
Departmental service:			
Salaries—			
Professional and scientific service—	Average—	Average—	Average—
Grade 5, \$5,200 to \$6,000; average, \$5,600—	No. Salary	No. Salary	No. Salary
Senior biochemist.....	1 \$5,600	1 \$5,600	1 \$5,600
Senior veterinarians.....	2 5,200	2 5,200	2 5,200
Grade 4, \$3,800 to \$5,000; average, \$4,400—			
Veterinarians.....	2 3,800	2 3,800	2 3,800
Grade 3, \$3,000 to \$3,600; average, \$3,300—			
Associate biochemist.....	1 3,100	1 3,100	1 3,033
Associate veterinarian.....	1 3,100	1 3,100	1 3,021
Grade 2, \$2,400 to \$3,000; average, \$2,700—			
Assistant veterinarian.....			1 2,743
Grade 1, \$1,860 to \$2,400; average, \$2,111.42—			
Junior veterinarian.....	1 2,200	1 2,200	
Subprofessional service—			
Grade 8, \$2,400 to \$3,000; average, \$2,700—			
Chief scientific illustrator.....	1 2,400	1 2,400	
Grade 6, \$1,860 to \$2,400; average, \$2,111.42—			
Senior scientific illustrator.....			1 2,200
Clerical, administrative, and fiscal service—			
Grade 8, \$2,700 to \$3,300; average, \$3,000—			
Administrative assistant.....		1 3,100	
Total average number of employees.....	7 1/2	8 1/2	7 1/2
Total salaries, departmental service.....	31,817.00	34,917.00	31,941.66
The difference between 1927 and 1926 is due to decrease in force, \$3,100.			
Field service:			
Salaries and wages—			
Salary range, \$3,800 to \$5,000; average, \$4,400—			
Veterinarian.....	1 1/2 3,827	1 1/2 3,827	1 1/2 3,827
Salary range, \$3,000 to \$3,600; average, \$3,300—			
Associate veterinarians.....	9 1/2 3,097	9 1/2 3,097	9 1/2 3,088
Associate bacteriologist.....	1 3,300	1 3,300	1 3,300
Salary range, \$2,400 to \$3,000; average, \$2,700—			
Assistant veterinarians.....	73 1/2 2,489	82 1/2 2,506	67 1/2 2,496
Salary range, \$1,860 to \$2,400; average, \$2,111.42—			
Junior veterinarians.....	8 2,078	8 2,078	16 2,091
Senior lay inspectors.....	29 1,863	29 1,863	27 1,862
Salary range, \$1,500 to \$1,860; average, \$1,680—			
Lay inspector.....	1 1,755	1 1,755	2 1,710
Salary range, \$1,320 to \$1,680; average, \$1,500—			
Junior clerks.....	2 1,530	2 1,530	1 1,486
Salary range, \$1,140 to \$1,500; average, \$1,320—			
Unskilled laborers.....	2 1,275	2 1,275	2 1,275
Total average number of employees, field service.....	128 1/2	137 1/2	128 1/2
Total salaries and wages, field service.....	301,653.00	323,253.00	300,983.23
The difference between 1927 and 1926 is due to decrease in force, \$21,600.			
01 Total personal service.....	333,470.00	358,170.00	332,924.89
Supplies and materials:			
0200 Stationery and office supplies.....	1,000.00	1,000.00	937.49
0220 Educational and scientific supplies.....	1,200.00	1,200.00	1,144.04
0230 Fuel.....	175.00	175.00	158.60
0250 Forage.....	3,500.00	3,500.00	3,288.36
0280 Sundry supplies.....	375.00	375.00	369.93
02 Total supplies and materials.....	6,250.00	6,250.00	5,898.42
04 Subsistence and care of animals.....	225.00	225.00	219.00
Communication service:			
0500 Telegraph service.....	125.00	125.00	122.88
0510 Telephone service.....	1,450.00	1,450.00	1,375.89
0520 Other communication service.....	35.00	35.00	32.26
05 Total communication service.....	1,610.00	1,610.00	1,531.03
Travel expenses:			
0615 Transportation.....	25,700.00	32,500.00	20,202.53
0616 Subsistence.....	14,130.00	17,883.00	15,062.82
06 Total travel expenses.....	39,830.00	50,383.00	44,265.35
07 Transportation of things (service).....	1,750.00	1,750.00	1,537.30
08 Photographing, photographs and prints.....	5.00	5.00	2.63
10 Furnishing of heat, light, and power.....	20.00	20.00	17.25
11 Rent of buildings.....	2,890.00	2,890.00	2,886.37
12 Repairs and alterations.....	1,750.00	1,750.00	1,542.49
13 Special and miscellaneous current expenses.....	100.00	100.00	86.01
Equipment:			
3000 Passenger-carrying vehicles.....	920.00	460.00	
3010 Furniture, furnishings, and fixtures.....	350.00	350.00	311.23
3020 Educational, scientific, and recreational equipment.....	100.00	100.00	76.35
3040 Livestock.....	50.00	50.00	45.00
3050 Other equipment.....	1,500.00	1,500.00	1,326.74
30 Total equipment.....	2,920.00	2,460.00	1,759.32
Reserve.....		5,750.00	
Total.....	390,820.00	431,363.00	392,670.06

Estimates of appropriations required for the service of the fiscal year ending June 30, 1927—Continued

General object (title of appropriation), date of acts, references to Statutes at Large, or to Revised Statutes, and estimated amount required for each detailed object	Total amount to be appropriated under each head of appropriation	Amount appropriated for the fiscal year ending June 30, 1926
General Expenses, Bureau of Animal Industry—Continued.		
For all necessary expenses for the investigation, treatment, and eradication of dourine, [\$40,520] (acts May 29, 1884, vol. 23, p. 31, secs. 1-11; Aug. 30, 1890, vol. 26, p. 414, secs. 1-10; Mar. 3, 1891, vol. 26, pp. 883, 1089, sec. 1; May 9, 1902, vol. 32, pp. 193-197, sec. 1; Feb. 2, 1903, vol. 32, pp. 791, 792, secs. 1-3; Mar. 3, 1905, vol. 33, p. 1264, secs. 1-6; June 29, 1906, vol. 34, p. 607, sec. 1; Mar. 4, 1913, vol. 37, p. 832, sec. 1; Feb. 10, 1925, vol. 43, pp. 827-829)-----	\$30,000. 00	

Estimates of appropriations required for the service of the fiscal year ending June 30, 1927—Continued

General object (title of appropriation), date of acts, references to Statutes at Large, or to Revised Statutes, and estimated amount required for each detailed object				Total amount to be appropriated under each head of appropriation	Amount appropriated for the fiscal year ending June 30, 1926
General Expenses, Bureau of Animal Industry—Continued.					
For general administrative work, including traveling expenses and salaries of employees engaged in such work, rent outside of the District of Columbia, office fixtures and supplies, express, freight, telegraph, telephone, and other necessary expenses, [\$24,226] (acts May 29, 1884, vol. 23, p. 31, secs. 1-11; Aug. 30, 1890, vol. 26, p. 414, secs. 1-10; Mar. 3, 1891, vol. 26, pp. 883, 1089, sec. 1; May 9, 1902, vol. 32, pp. 193-197, sec. 1; Feb. 2, 1903, vol. 32, pp. 791, 792, secs. 1-3; Mar. 3, 1905, vol. 33, p. 1264, secs. 1-6; June 29, 1906, vol. 34, p. 607, sec. 1; Mar. 4, 1913, vol. 37, p. 832, sec. 1; Feb. 10, 1925, vol. 43, pp. 827-829) -				\$24, 000. 00	
In all, general expenses-----				\$5, 095, 490. 00	\$5, 839, 645. 00
Departmental service:					
Salaries—					
Professional and scientific service—	<i>Average—</i>		<i>Average—</i>	<i>Average—</i>	
Grade 2, \$2,400 to \$3,000; average, \$2,700—	No.	Salary	No.	Salary	
Assistant librarian.....	1	\$2, 500	1	\$2, 500	
Assistant librarian.....				2, 400	
Subprofessional service—					
Grade 5, \$1,680 to \$2,040; average, \$1,860—					
Library assistant.....				1, 696	
Grade 4, \$1,500 to \$1,889; average, \$1,680—					
Assistant mechanic.....	1	1, 740	1	1, 740	
Clerical, administrative, and fiscal service—					
Grade 11, \$3,800 to \$5,000; average, \$4,400—					
Administrative officer.....	1	4, 000	1	4, 000	
Grade 9, \$3,000 to \$3,800; average, \$3,300—					
Senior administrative assistant.....	1	3, 400	1	3, 400	
Grade 7, \$2,400 to \$3,000; average, \$2,700—					
Assistant editor.....	1	2, 900	1	2, 900	
Junior administrative assistant.....				2, 828	
Grade 5, \$1,960 to \$2,400; average, \$2,111.42—				2, 800	
Senior clerk.....				1, 860	
Grade 3, \$1,500 to \$1,860; average, \$1,680—					
Senior operator.....	1	1, 680	1	1, 680	
Grade 2, \$1,320 to \$1,680; average, \$1,500—					
Junior operator.....				1, 680	
Junior clerk.....				1, 320	
Total average number of employees.....	6		6	7½	
01 Total salaries, departmental service.....		16, 220. 00		16, 848. 95	
Supplies and materials:					
0200 Stationery and office supplies.....		2, 850. 00		2, 350. 00	3, 017. 04
0220 Scientific and educational supplies.....					126. 44
0280 Sundry supplies.....		150. 00		150. 00	206. 07
02 Total supplies and materials.....		3, 000. 00		2, 500. 00	3, 349. 55
Communication service:					
0500 Telegraph service.....		25. 00		25. 00	26. 10
0510 Telephone service.....		1, 825. 00		1, 825. 00	2, 144. 57
0520 Other communication service.....		150. 00		150. 00	150. 52
05 Total communication service.....		2, 000. 00		2, 000. 00	2, 321. 19
Travel expenses:					
0615 Transportation.....		500. 00		500. 00	657. 18
0616 Subsistence.....		250. 00		250. 00	352. 97
06 Total travel expenses.....		750. 00		750. 00	1, 010. 15
07 Transportation of things (service).....					8. 69
12 Repairs and alterations.....		774. 00		1, 000. 00	1, 852. 88
13 Special and miscellaneous current expenses.....		35. 00		35. 00	37. 15
Equipment:					
3010 Furniture, furnishings, and fixtures.....		971. 00		921. 00	1, 594. 23
3050 Other equipment.....		250. 00		250. 00	265. 71
30 Total equipment.....		1, 221. 00		1, 171. 00	1, 859. 94
Reserve.....				550. 00	
Total.....		24, 000. 00		24, 226. 00	27, 288. 70
Meat Inspection, Bureau of Animal Industry—					
For additional expenses in carrying out the provisions of the Meat Inspection Act of June 30, 1906 (Thirty-fourth Statutes at Large, page 674), as amended by the act of March 4, 1907 (Thirty-fourth Statutes at Large, page 1256), and as extended to equine meat by the act of July 24, 1919 (Forty-first Statutes at Large, page 241), including the purchase of tags, labels, stamps, and certificates printed in course of manufacture (acts June 30, 1906, vol. 34, p. 674; Feb. 10, 1925, vol. 43, p. 829) -				1, 850, 000. 00	1, 896, 110. 00

Estimates of appropriations required for the service of the fiscal year ending June 30, 1927—Continued

General object (title of appropriation), date of acts, references to Statutes at Large, or to Revised Statutes, and estimated amount required for each detailed object	Total amount to be appropriated under each head of appropriation		Amount appropriated for the fiscal year ending June 30, 1926
PERMANENT SPECIFIC APPROPRIATION			
Meat Inspection, Bureau of Animal Industry— There is permanently appropriated for each year \$3,000,000, for the expenses of the inspection of cattle, sheep, swine, and goats, and the meat and meat-food products thereof which enter into interstate or foreign commerce, and for all expenses necessary to carry into effect the provisions of the act relating to meat inspection. The Secretary of Agriculture is required, in his annual estimates made to Congress, to submit a statement in detail, showing the number of persons employed in such inspections and their salaries and expenses (act June 30, 1906, vol. 34, pp. 674-679, secs. 1-22)			
	\$3,000,000.00		\$3,000,000.00
	Estimated expenditures, 1927 appropriation	Estimated expenditures, 1926 appropriation	Expended and obligated, 1925
Departmental service:			
Salaries—			
Professional and scientific service—	Average—	Average—	Average—
Grade 5, \$5,200 to \$6,000; average, \$5,600—	No. 1 Salary \$5,200	No. 1 Salary \$5,200	No. 1 Salary \$5,200
Senior veterinarian.....	1	1	1
Senior pathologist.....	1	1	1
Grade 4, \$3,800 to \$5,000; average, \$4,400—			
Veterinarians.....	2 3,900	1½ 3,904	1½ 3,831
Bacteriologist.....	1 3,800	1 3,800	1 3,800
Biochemist.....	1 3,800	1 3,800	1 3,800
Chemist.....	1 3,800	1 3,800	1 3,800
Grade 3, \$3,000 to \$3,600; average, \$3,300—			
Associate chemist.....	1 3,100	1 3,100	1 3,033
Associate biochemist.....	1 3,100	1 3,100	1 3,033
Associate veterinarians.....	2 3,200	2 3,200	2 3,167
Associate attorney.....	1 3,000	1 3,000	1 3,000
Associate sanitary engineer.....	1 3,000	1 3,000	1 3,000
Grade 2, \$2,400 to \$3,000; average, \$2,700—			
Assistant chemist.....	1 2,700	1 2,700	1 2,633
Assistant librarian.....	1 2,700	1 2,700	1 2,500
Assistant veterinarian.....	1 2,500	1 2,500	1 2,400
Assistant zoologist.....	1 2,500	1 2,500	1 2,400
Grade 1, \$1,860 to \$2,400; average, \$2,111.42—			
Junior chemist.....	1 1,920	1 1,920	1 1,860
Junior librarian.....	1 1,920	1 1,920	1 2,076
Subprofessional service—			
Grade 6, \$1,860 to \$2,400; average, \$2,111.42—			
Senior scientific aid.....	1 2,000	1 2,000	1 1,880
Grade 5, \$1,680 to \$2,040; average, \$1,860—			
Library assistant.....	1 1,800	1 1,800	1 1,740
Assistant scientific aid.....	1 1,800	1 1,800	1 1,740
Grade 4, \$1,500 to \$1,860; average, \$1,680—			
Assistant mechanic.....	1 1,740	1 1,740	1 1,740
Grade 1, \$900 to \$1,260; average, \$1,080—			
Minor laboratory aid.....	1 900	1 900	1 1,140
Minor scientific helper.....	1 900	1 900	1 900
Library aid.....	1 900	1 900	1 900
Clerical, administrative, and fiscal service—			
Grade 11, \$3,800 to \$5,000; average, \$4,400—			
Administrative officer.....			1 4,000
Grade 7, \$2,400 to \$3,000; average, \$2,700—			
Junior administrative assistant.....			1 2,412
Assistant editor.....			1 2,900
Grade 5, \$1,860 to \$2,400; average, \$2,111.42—			
Senior clerk.....			1 1,860
Grade 3, \$1,500 to \$1,860; average, \$1,680—			
Assistant clerks.....	2 1,500	2 1,500	1½ 1,500
Grade 2, \$1,320 to \$1,680; average, \$1,500—			
Junior clerks.....	3 1,380	3 1,380	3 1,326
Junior operator.....			1 1,680
Custodial service—			
Grade 6, \$1,500 to \$1,860; average, \$1,680—			
General foreman.....	1 1,620	1 1,620	1 1,580
Grade 3, \$1,020 to \$1,260; average, \$1,140—			
Senior laborer.....	1 1,020	1 1,020	1 1,020
Total average number of employees.....	25½	25½	25½
Total salaries, departmental service.....	65,003.00	64,711.00	66,745.33
The difference between 1927 and 1926 is due to increase in force, \$292.			
Field service:			
Salaries and wages—			
Salary range, \$3,800 to \$5,000; average, \$4,400—			
Veterinarians.....	8½ 3,822	8½ 3,822	8½ 3,815
Salary range, \$3,000 to \$3,600; average, \$3,300—			
Associate veterinarians.....	33½ 3,068	33½ 3,068	30½ 3,130
Associate chemists.....	8 3,175	8 3,175	6 3,167
Salary range, \$2,400 to \$3,000; average, \$2,700—			
Assistant veterinarians.....	518½ 2,445	522½ 2,446	470½ 2,500
Assistant chemists.....	5 2,440	5 2,440	5½ 2,437
Assistant bacteriologist.....	1 2,900	1 2,900	1 2,900
Principal scientific aid.....	1 2,600	1 2,600	1 2,600
Principal lay inspectors.....	5 2,700	5 2,700	4½ 2,700

Estimates of appropriations required for the service of the fiscal year ending June 30, 1927—Continued

General object (title of appropriation), data of acts, references to Statutes at Large, or to Revised Statutes, and estimated amount required for each detailed object				Total amount to be appropriated under each head of appropriation	Amount appropriated for the fiscal year ending June 30, 1926
<i>Meat Inspection, Bureau of Animal Industry—Continued.</i>					
	Estimated expenditures, 1927 appropriation	Estimated expenditures, 1926 appropriation	Expended and obligated, 1925		
Field service—Continued.					
Salaries and wages—Continued.					
Salary range, \$1,860 to \$2,400; average, \$2,111.42—	Average— No. Salary	Average— No. Salary	Average— No. Salary		
Junior veterinarians.....	120 1/2 \$2,029	125 1/2 \$2,029	175 1/2 \$2,045		
Junior chemists.....	4 1,860	4 1,860	1 1,860		
Principal scientific aids.....	2 2,300	2 2,300	1 2,400		
Principal lay inspectors.....	33 1/2 2,213	33 1/2 2,213	35 1/2 2,219		
Senior lay inspectors.....	1,279 1/2 1,890	1,279 1/2 1,890	1,236 1/2 1,886		
Assistant lay inspector.....			1 1,920		
Salary range, \$1,680 to \$2,040; average, \$1,860—					
Senior lay inspectors.....	2 1,785	2 1,785	4 1,763		
Lay inspectors.....	164 1/2 1,719	164 1/2 1,719	180 1/2 1,720		
Clerk.....	1 1,800	1 1,800	1 1,800		
Salary range, \$1,500 to \$1,860; average, \$1,680—					
Assistant lay inspectors.....	113 1/2 1,543	119 1/2 1,543	138 1/2 1,549		
Assistant microscopist.....	1 1,440	1 1,440	1 1,440		
Assistant clerks.....	5 1,620	5 1,620	2 1,583		
Salary range, \$1,320 to \$1,680; average, \$1,500—					
Junior clerks.....	4 1,350	4 1,350	2 1,320		
Salary range, \$1,020 to \$1,260; average, \$1,140—					
Underclerk.....			1 1,260		
Salary range, \$900 to \$1,140; average, \$1,020—					
Charwoman.....	1 900	1 900	1 900		
Salary range, \$600 to \$780; average, \$690—					
Charwoman.....			1 780		
Salary range, below \$600—					
Unskilled laborer.....	1 240	1 240	1 220		
Total average number of employees, field service.....	2,313 1/2	2,328 1/2	2,309 1/2		
Total salaries and wages, field service.....	4,714,609.00	4,745,319.00	4,615,704.71		
Deduct personal services reimbursed by other departments for 1925 and estimated for 1926 and 1927.....	50,000.00	50,000.00	52,573.66		
Net salaries and wages, field service.....	4,664,609.00	4,695,319.00	4,563,131.05		
The difference between 1927 and 1926 is due to decrease in force, \$30,710.					
01 Total personal services.....	4,729,612.00	4,760,030.00	4,629,876.38		
Supplies and materials:					
0200 Stationery and office supplies.....	3,500.00	3,500.00	3,534.07		
0220 Scientific and educational supplies.....	3,125.00	3,125.00	3,128.39		
0230 Fuel.....	200.00	200.00	191.74		
0250 Forage.....	400.00	400.00	393.51		
0280 Sundry supplies.....	36,900.00	36,900.00	36,878.26		
02 Total supplies and materials.....	44,125.00	44,125.00	44,125.97		
04 Subsistence and care of animals.....	550.00	550.00	555.50		
Communication service:					
0500 Telegraph service.....	200.00	200.00	191.31		
0510 Telephone service.....	5,550.00	5,550.00	5,536.00		
0520 Other communication service.....	75.00	75.00	70.58		
05 Total communication service.....	5,825.00	5,825.00	5,797.89		
Travel expenses:					
0615 Transportation.....	25,133.00	25,133.00	25,674.45		
0616 Subsistence.....	15,140.00	15,132.00	15,627.56		
06 Total travel expenses.....	40,273.00	40,265.00	41,302.01		
07 Transportation of things (service).....	8,750.00	8,750.00	8,638.11		
10 Furnishing of heat, light, and power.....	50.00	50.00	40.84		
11 Rent of buildings.....	11,575.00	11,575.00	11,574.12		
12 Repairs and alterations.....	2,650.00	2,650.00	2,628.13		
13 Special and miscellaneous current expenses.....	1,150.00	1,150.00	1,176.85		
Equipment:					
3000 Passenger-carrying vehicles.....	1,540.00	1,740.00	823.12		
3010 Furniture, furnishings, and fixtures.....	1,500.00	1,500.00	1,467.90		
3020 Educational, scientific, and recreational equipment.....	400.00	400.00	393.42		
3050 Other equipment.....	2,000.00	2,500.00	2,694.60		
30 Total equipment.....	5,440.00	6,140.00	5,379.04		
Reserve.....		15,000.00			
Total.....	4,850,000.00	4,896,110.00	4,751,064.84		
Total, Bureau of Animal Industry, [\$11,385,156] \$10,586,490, of which amount not to exceed [\$625,787] \$589,900 may be expended for personal services in the District of Columbia.....				\$10,586,490.00	\$11,385,156.00

Estimates of appropriations required for the service of the fiscal year ending June 30, 1927—Continued

General object (title of appropriation), date of acts, references to Statutes at Large, or to Revised Statutes, and estimated amount required for each detailed object	Total amount to be appropriated under each head of appropriation	Amount appropriated for the fiscal year ending June 30, 1926																																																																																																																																																																																																																																																																
<p style="text-align: center;">BUREAU OF [DAIRYING] DAIRY INDUSTRY</p> <p><i>Salaries, Bureau of [Dairying] Dairy Industry—</i> For chief of bureau and other personal services in the District of Columbia in accordance with the Classification Act of 1923, and for personal services in the field (<i>acts May 29, 1924, vol. 43, p. 243; Feb. 10, 1925, vol. 43, p. 829</i>)</p>	\$72, 704. 00	\$74, 250. 00																																																																																																																																																																																																																																																																
<table><thead><tr><th></th><th>Estimated expenditures, 1927 appropriation</th><th>Estimated expenditures, 1926 appropriation</th><th>Expended and obligated, 1925</th></tr></thead><tbody><tr><td>Departmental service:</td><td></td><td></td><td></td></tr><tr><td>Salaries—</td><td></td><td></td><td></td></tr><tr><td>Professional and scientific service—</td><td></td><td></td><td></td></tr><tr><td>Grade 6, \$6,000 to \$7,500; average, \$6,750—</td><td></td><td></td><td></td></tr><tr><td>Chief scientist.....</td><td>Average— No. 1 Salary \$6,000</td><td>Average— No. 1 Salary \$6,000</td><td>Average— No. 1 Salary \$6,000</td></tr><tr><td>Grade 1, \$1,860 to \$2,400; average, \$2,111.42—</td><td></td><td></td><td></td></tr><tr><td>Junior librarian.....</td><td>1 1,920</td><td>1 1,920</td><td>1 1,860</td></tr><tr><td>Clerical, administrative, and fiscal service—</td><td></td><td></td><td></td></tr><tr><td>Grade 9, \$3,000 to \$3,600; average, \$3,300—</td><td></td><td></td><td></td></tr><tr><td>Administrative assistant.....</td><td></td><td></td><td>1 3,100</td></tr><tr><td>Grade 5, \$1,860 to \$2,400; average, \$2,111.42—</td><td></td><td></td><td></td></tr><tr><td>Senior clerk.....</td><td>1 1,860</td><td>1 1,860</td><td>1 1,860</td></tr><tr><td>Grade 4, \$1,680 to \$2,040; average, \$1,860—</td><td></td><td></td><td></td></tr><tr><td>Clerks.....</td><td>7 1,714</td><td>7 1,714</td><td>4 1 1,725</td></tr><tr><td>Grade 3, \$1,500 to \$1,860; average, \$1,680—</td><td></td><td></td><td></td></tr><tr><td>Assistant clerks.....</td><td>14 1,546</td><td>14 1,546</td><td>11 1 1,536</td></tr><tr><td>Grade 2, \$1,320 to \$1,680; average, \$1,500—</td><td></td><td></td><td></td></tr><tr><td>Junior clerks.....</td><td>7 1,397</td><td>7 1,397</td><td>8 1 1,347</td></tr><tr><td>Grade 1, \$1,140 to \$1,500; average, \$1,320—</td><td></td><td></td><td></td></tr><tr><td>Underclerks.....</td><td>2 1,265</td><td>1 1 1,265</td><td>1 1 1,241</td></tr><tr><td>Subprofessional service—</td><td></td><td></td><td></td></tr><tr><td>Grade 6, \$1,860 to \$2,400; average, \$2,111.42—</td><td></td><td></td><td></td></tr><tr><td>Senior draftsman.....</td><td>1 2,300</td><td>1 2,300</td><td>1 1 2,236</td></tr><tr><td>Grade 5, \$1,680 to \$2,040; average, \$1,860—</td><td></td><td></td><td></td></tr><tr><td>Draftsman.....</td><td></td><td></td><td>1 2,040</td></tr><tr><td>Grade 4, \$1,500 to \$1,860; average, \$1,680—</td><td></td><td></td><td></td></tr><tr><td>Junior library assistant.....</td><td>1 1,500</td><td>1 1,500</td><td>1 1,500</td></tr><tr><td>Grade 3, \$1,320 to \$1,680; average, \$1,500—</td><td></td><td></td><td></td></tr><tr><td>Junior scientific aid.....</td><td>1 1,620</td><td>1 1,620</td><td>1 1,620</td></tr><tr><td>Grade 1, \$900 to \$1,260; average, \$1,080—</td><td></td><td></td><td></td></tr><tr><td>Minor scientific helper.....</td><td>1 960</td><td>1 960</td><td>1 960</td></tr><tr><td>Custodial service—</td><td></td><td></td><td></td></tr><tr><td>Grade 3, \$1,020 to \$1,260; average, \$1,140—</td><td></td><td></td><td></td></tr><tr><td>Senior laborer.....</td><td>1 1,140</td><td>1 1,140</td><td>1 1,080</td></tr><tr><td>Grade 2, \$900 to \$1,140; average, \$1,020—</td><td></td><td></td><td></td></tr><tr><td>Office laborers.....</td><td>1 900</td><td>1 1 900</td><td>2 1 900</td></tr><tr><td>Grade 1, \$600, to \$780; average, \$690—</td><td></td><td></td><td></td></tr><tr><td>Junior messengers.....</td><td>2 720</td><td>2 720</td><td>2 1 739</td></tr><tr><td>Per hour employees, 40 cents per hour—</td><td></td><td></td><td></td></tr><tr><td>Junior laborers.....</td><td>5 367</td><td>5 367</td><td>3 1 377</td></tr><tr><td>Total average number of employees.....</td><td>46</td><td>46 1 1</td><td>40</td></tr><tr><td>Total salaries, departmental service.....</td><td>67, 424</td><td>67, 470</td><td>55, 439</td></tr><tr><td>Field service:</td><td></td><td></td><td></td></tr><tr><td>Salaries and wages—</td><td></td><td></td><td></td></tr><tr><td>Salary range, \$1,500 to \$1,860; average, \$1,680—</td><td></td><td></td><td></td></tr><tr><td>Assistant clerks.....</td><td></td><td></td><td>2 1 1,539</td></tr><tr><td>Salary range, \$1,320 to \$1,680; average, \$1,500—</td><td></td><td></td><td></td></tr><tr><td>Junior clerks.....</td><td></td><td>1 1,500</td><td>2 1,380</td></tr><tr><td>Junior mechanic.....</td><td>1 1,440</td><td>1 1,440</td><td>1 1,380</td></tr><tr><td>Salary range, \$1,140 to \$1,500; average, \$1,320—</td><td></td><td></td><td></td></tr><tr><td>Unskilled laborers.....</td><td>1 1,200</td><td>1 1,200</td><td>4 1 1,200</td></tr><tr><td>Underclerk.....</td><td></td><td></td><td>1 1,500</td></tr><tr><td>Salary range, \$900 to \$1,140; average, \$1,020—</td><td></td><td></td><td></td></tr><tr><td>Unskilled laborers.....</td><td>2 960</td><td>2 960</td><td>1 1,080</td></tr><tr><td>Salary range, \$780 to \$1,020; average, \$900—</td><td></td><td></td><td></td></tr><tr><td>Unskilled laborers.....</td><td></td><td></td><td>3 1 960</td></tr><tr><td>Salary range, \$600 to \$780; average, \$690—</td><td></td><td></td><td></td></tr><tr><td>Messenger boy.....</td><td></td><td></td><td>1 720</td></tr><tr><td>Unskilled laborer.....</td><td>1 720</td><td>1 720</td><td></td></tr><tr><td>Total average number of employees, field service.....</td><td>5</td><td>6</td><td>16 1 1</td></tr><tr><td>Total salaries and wages, field service.....</td><td>5, 280</td><td>6, 780</td><td>19, 425</td></tr><tr><td>The difference between 1927 and 1926 is due to decrease in force, \$1,546.</td><td></td><td></td><td></td></tr><tr><td>01 Total personal services.....</td><td>72, 704</td><td>74, 250</td><td>74, 864</td></tr></tbody></table>		Estimated expenditures, 1927 appropriation	Estimated expenditures, 1926 appropriation	Expended and obligated, 1925	Departmental service:				Salaries—				Professional and scientific service—				Grade 6, \$6,000 to \$7,500; average, \$6,750—				Chief scientist.....	Average— No. 1 Salary \$6,000	Average— No. 1 Salary \$6,000	Average— No. 1 Salary \$6,000	Grade 1, \$1,860 to \$2,400; average, \$2,111.42—				Junior librarian.....	1 1,920	1 1,920	1 1,860	Clerical, administrative, and fiscal service—				Grade 9, \$3,000 to \$3,600; average, \$3,300—				Administrative assistant.....			1 3,100	Grade 5, \$1,860 to \$2,400; average, \$2,111.42—				Senior clerk.....	1 1,860	1 1,860	1 1,860	Grade 4, \$1,680 to \$2,040; average, \$1,860—				Clerks.....	7 1,714	7 1,714	4 1 1,725	Grade 3, \$1,500 to \$1,860; average, \$1,680—				Assistant clerks.....	14 1,546	14 1,546	11 1 1,536	Grade 2, \$1,320 to \$1,680; average, \$1,500—				Junior clerks.....	7 1,397	7 1,397	8 1 1,347	Grade 1, \$1,140 to \$1,500; average, \$1,320—				Underclerks.....	2 1,265	1 1 1,265	1 1 1,241	Subprofessional service—				Grade 6, \$1,860 to \$2,400; average, \$2,111.42—				Senior draftsman.....	1 2,300	1 2,300	1 1 2,236	Grade 5, \$1,680 to \$2,040; average, \$1,860—				Draftsman.....			1 2,040	Grade 4, \$1,500 to \$1,860; average, \$1,680—				Junior library assistant.....	1 1,500	1 1,500	1 1,500	Grade 3, \$1,320 to \$1,680; average, \$1,500—				Junior scientific aid.....	1 1,620	1 1,620	1 1,620	Grade 1, \$900 to \$1,260; average, \$1,080—				Minor scientific helper.....	1 960	1 960	1 960	Custodial service—				Grade 3, \$1,020 to \$1,260; average, \$1,140—				Senior laborer.....	1 1,140	1 1,140	1 1,080	Grade 2, \$900 to \$1,140; average, \$1,020—				Office laborers.....	1 900	1 1 900	2 1 900	Grade 1, \$600, to \$780; average, \$690—				Junior messengers.....	2 720	2 720	2 1 739	Per hour employees, 40 cents per hour—				Junior laborers.....	5 367	5 367	3 1 377	Total average number of employees.....	46	46 1 1	40	Total salaries, departmental service.....	67, 424	67, 470	55, 439	Field service:				Salaries and wages—				Salary range, \$1,500 to \$1,860; average, \$1,680—				Assistant clerks.....			2 1 1,539	Salary range, \$1,320 to \$1,680; average, \$1,500—				Junior clerks.....		1 1,500	2 1,380	Junior mechanic.....	1 1,440	1 1,440	1 1,380	Salary range, \$1,140 to \$1,500; average, \$1,320—				Unskilled laborers.....	1 1,200	1 1,200	4 1 1,200	Underclerk.....			1 1,500	Salary range, \$900 to \$1,140; average, \$1,020—				Unskilled laborers.....	2 960	2 960	1 1,080	Salary range, \$780 to \$1,020; average, \$900—				Unskilled laborers.....			3 1 960	Salary range, \$600 to \$780; average, \$690—				Messenger boy.....			1 720	Unskilled laborer.....	1 720	1 720		Total average number of employees, field service.....	5	6	16 1 1	Total salaries and wages, field service.....	5, 280	6, 780	19, 425	The difference between 1927 and 1926 is due to decrease in force, \$1,546.				01 Total personal services.....	72, 704	74, 250	74, 864		
	Estimated expenditures, 1927 appropriation	Estimated expenditures, 1926 appropriation	Expended and obligated, 1925																																																																																																																																																																																																																																																															
Departmental service:																																																																																																																																																																																																																																																																		
Salaries—																																																																																																																																																																																																																																																																		
Professional and scientific service—																																																																																																																																																																																																																																																																		
Grade 6, \$6,000 to \$7,500; average, \$6,750—																																																																																																																																																																																																																																																																		
Chief scientist.....	Average— No. 1 Salary \$6,000	Average— No. 1 Salary \$6,000	Average— No. 1 Salary \$6,000																																																																																																																																																																																																																																																															
Grade 1, \$1,860 to \$2,400; average, \$2,111.42—																																																																																																																																																																																																																																																																		
Junior librarian.....	1 1,920	1 1,920	1 1,860																																																																																																																																																																																																																																																															
Clerical, administrative, and fiscal service—																																																																																																																																																																																																																																																																		
Grade 9, \$3,000 to \$3,600; average, \$3,300—																																																																																																																																																																																																																																																																		
Administrative assistant.....			1 3,100																																																																																																																																																																																																																																																															
Grade 5, \$1,860 to \$2,400; average, \$2,111.42—																																																																																																																																																																																																																																																																		
Senior clerk.....	1 1,860	1 1,860	1 1,860																																																																																																																																																																																																																																																															
Grade 4, \$1,680 to \$2,040; average, \$1,860—																																																																																																																																																																																																																																																																		
Clerks.....	7 1,714	7 1,714	4 1 1,725																																																																																																																																																																																																																																																															
Grade 3, \$1,500 to \$1,860; average, \$1,680—																																																																																																																																																																																																																																																																		
Assistant clerks.....	14 1,546	14 1,546	11 1 1,536																																																																																																																																																																																																																																																															
Grade 2, \$1,320 to \$1,680; average, \$1,500—																																																																																																																																																																																																																																																																		
Junior clerks.....	7 1,397	7 1,397	8 1 1,347																																																																																																																																																																																																																																																															
Grade 1, \$1,140 to \$1,500; average, \$1,320—																																																																																																																																																																																																																																																																		
Underclerks.....	2 1,265	1 1 1,265	1 1 1,241																																																																																																																																																																																																																																																															
Subprofessional service—																																																																																																																																																																																																																																																																		
Grade 6, \$1,860 to \$2,400; average, \$2,111.42—																																																																																																																																																																																																																																																																		
Senior draftsman.....	1 2,300	1 2,300	1 1 2,236																																																																																																																																																																																																																																																															
Grade 5, \$1,680 to \$2,040; average, \$1,860—																																																																																																																																																																																																																																																																		
Draftsman.....			1 2,040																																																																																																																																																																																																																																																															
Grade 4, \$1,500 to \$1,860; average, \$1,680—																																																																																																																																																																																																																																																																		
Junior library assistant.....	1 1,500	1 1,500	1 1,500																																																																																																																																																																																																																																																															
Grade 3, \$1,320 to \$1,680; average, \$1,500—																																																																																																																																																																																																																																																																		
Junior scientific aid.....	1 1,620	1 1,620	1 1,620																																																																																																																																																																																																																																																															
Grade 1, \$900 to \$1,260; average, \$1,080—																																																																																																																																																																																																																																																																		
Minor scientific helper.....	1 960	1 960	1 960																																																																																																																																																																																																																																																															
Custodial service—																																																																																																																																																																																																																																																																		
Grade 3, \$1,020 to \$1,260; average, \$1,140—																																																																																																																																																																																																																																																																		
Senior laborer.....	1 1,140	1 1,140	1 1,080																																																																																																																																																																																																																																																															
Grade 2, \$900 to \$1,140; average, \$1,020—																																																																																																																																																																																																																																																																		
Office laborers.....	1 900	1 1 900	2 1 900																																																																																																																																																																																																																																																															
Grade 1, \$600, to \$780; average, \$690—																																																																																																																																																																																																																																																																		
Junior messengers.....	2 720	2 720	2 1 739																																																																																																																																																																																																																																																															
Per hour employees, 40 cents per hour—																																																																																																																																																																																																																																																																		
Junior laborers.....	5 367	5 367	3 1 377																																																																																																																																																																																																																																																															
Total average number of employees.....	46	46 1 1	40																																																																																																																																																																																																																																																															
Total salaries, departmental service.....	67, 424	67, 470	55, 439																																																																																																																																																																																																																																																															
Field service:																																																																																																																																																																																																																																																																		
Salaries and wages—																																																																																																																																																																																																																																																																		
Salary range, \$1,500 to \$1,860; average, \$1,680—																																																																																																																																																																																																																																																																		
Assistant clerks.....			2 1 1,539																																																																																																																																																																																																																																																															
Salary range, \$1,320 to \$1,680; average, \$1,500—																																																																																																																																																																																																																																																																		
Junior clerks.....		1 1,500	2 1,380																																																																																																																																																																																																																																																															
Junior mechanic.....	1 1,440	1 1,440	1 1,380																																																																																																																																																																																																																																																															
Salary range, \$1,140 to \$1,500; average, \$1,320—																																																																																																																																																																																																																																																																		
Unskilled laborers.....	1 1,200	1 1,200	4 1 1,200																																																																																																																																																																																																																																																															
Underclerk.....			1 1,500																																																																																																																																																																																																																																																															
Salary range, \$900 to \$1,140; average, \$1,020—																																																																																																																																																																																																																																																																		
Unskilled laborers.....	2 960	2 960	1 1,080																																																																																																																																																																																																																																																															
Salary range, \$780 to \$1,020; average, \$900—																																																																																																																																																																																																																																																																		
Unskilled laborers.....			3 1 960																																																																																																																																																																																																																																																															
Salary range, \$600 to \$780; average, \$690—																																																																																																																																																																																																																																																																		
Messenger boy.....			1 720																																																																																																																																																																																																																																																															
Unskilled laborer.....	1 720	1 720																																																																																																																																																																																																																																																																
Total average number of employees, field service.....	5	6	16 1 1																																																																																																																																																																																																																																																															
Total salaries and wages, field service.....	5, 280	6, 780	19, 425																																																																																																																																																																																																																																																															
The difference between 1927 and 1926 is due to decrease in force, \$1,546.																																																																																																																																																																																																																																																																		
01 Total personal services.....	72, 704	74, 250	74, 864																																																																																																																																																																																																																																																															

Estimates of appropriations required for the service of the fiscal year ending June 30, 1927—Continued

General object (title of appropriation), date of acts, references to Statutes at Large, or to Revised Statutes, and estimated amount required for each detailed object	Total amount to be appropriated under each head of appropriation		Amount appropriated for the fiscal year ending June 30, 1926
General Expenses, Bureau of [Dairying] Dairy Industry—			
For carrying out the provisions of the act approved May 29, 1924, establishing a Bureau of Dairying, for salaries in the city of Washington and elsewhere, and for all other expenses necessary, including repairs and additions to buildings absolutely necessary to carry on the experiments, for conducting investigations, experiments, and demonstrations in dairy industry, cooperative investigations of the dairy industry in the various States, and inspection of renovated butter factories (<i>acts May 29, 1924, vol. 43, p. 243; Feb. 10, 1925, vol. 43, p. 829</i>)			
		\$405, 000. 00	\$410, 090. 00
	Estimated expenditures, 1927 appropriation	Estimated expenditures, 1926 appropriation	Expended and obligated, 1925
Departmental service:			
Salaries—			
Professional and scientific service—			
Grade 6, \$6,000 to \$7,500; average, \$6,750—	Average— No. Salary	Average— No. Salary	Average— No. Salary
Chief of bureau			\$6, 000
Grade 5, \$5,200 to \$6,000; average, \$5,600—			
Senior bacteriologist	1 \$5, 400	1 \$5, 400	1 5, 200
Grade 4, \$3,800 to \$5,000; average, \$4,400—			
Physiologist	1 4, 600	1 4, 600	1 4, 475
Specialist in dairy cattle breeding	1 4, 600	1 4, 600	1 4, 400
Dairy manufacturing specialist	1 4, 000	1 4, 000	1 3, 955
Market milk specialist	1 4, 000	1 4, 000	1 3, 875
Biological chemist	1 4, 000	1 4, 000	1 3, 875
Physical chemist	1 4, 000	1 4, 000	1 3, 875
Chemist	1 3, 800	1 3, 800	2 3, 800
Dairy husbandmen	3 3, 933	3 3, 933	2 3, 800
Biometrician	1 3, 800		
Grade 3, \$3,000 to \$3,600; average, \$3,300—			
Associate specialists in milk utilization	2 3, 450	2 3, 450	2 3, 369
Associate bacteriologists	2 3, 200	2 3, 200	1 3, 343
Associate dairy husbandmen	9 3, 333	9 3, 333	9 3, 260
Associate dairy engineer	1 3, 400	1 3, 400	1 3, 300
Associate technologist	1 3, 300	1 3, 300	1 3, 300
Associate dairy manufacturing specialist	3 3, 233	2 3, 350	2 3, 188
Associate chemist	2 3, 150	2 3, 150	2 3, 159
Associate market milk specialists	3 3, 066	3 3, 066	3 3, 013
Grade 2, \$2,400 to \$3,000; average, \$2,700—			
Assistant bacteriologist	1 2, 800	1 2, 800	1 2, 800
Assistant dairy manufacturing specialists	2 2, 750	2 2, 750	2 2, 750
Assistant market milk specialists	6 2, 700	6 2, 700	5 2, 714
Assistant chemists	6 2, 667	6 2, 667	7 2, 671
Grade 1, \$1,860 to \$2,400; average, \$2,111.42—			
Junior dairy manufacturing specialists	5 2, 132	4 2, 200	4 2, 169
Junior chemist	1 1, 920	1 1, 920	1 1, 860
Subprofessional service—			
Grade 6, \$1,860 to \$2,400; average, \$2,111.42—			
Senior laboratory mechanic	1 1, 920	1 1, 920	
Grade 5, \$1,680 to \$2,040; average, \$1,860—			
Draftsmen	1 2, 040	1 2, 040	1 2, 040
Photographer			1 1, 920
Laboratory mechanic			1 1, 795
Grade 1, \$900 to \$1,260; average, \$1,080—			
Minor scientific helpers	2 990	2 990	2 953
Clerical, administrative, and fiscal service—			
Grade 9, \$3,000 to \$3,600; average, \$3,300—			
Administrative assistant	1 3, 200	1 3, 200	1 3, 017
Grade 2, \$1,320 to \$1,680; average, \$1,500—			
Junior clerk		1 1, 320	
Custodial service—			
Grade 2, \$900 to \$1,140; average, \$1,020—			
Office laborer	1 900	1 900	
Total number of employees	63 188, 315	59 180, 209	58 177, 894
Total salaries, departmental service			
The difference between 1927 and 1926 is due to—			
Increase in force			\$7, 340
Leave without pay in 1926			766
Net increase	8, 106		
Field service:			
Salaries and wages—			
Salary range, \$3,800 to \$5,000; average, \$4,400—			
Dairy husbandmen	2 4, 000	2 4, 000	1 3, 800
Veterinarian and physiologist	1 3, 800		
Salary range, \$3,000 to \$3,600; average, \$3,300—			
Associate dairy manufacturing specialist	1 3, 000	1 3, 000	1 3, 112
Associate dairy husbandman	1 3, 000	1 3, 000	
Associate bacteriologist	1 3, 000	1 3, 000	
Salary range, \$2,400 to \$3,000; average, \$2,700—			
Assistant bacteriologist			1 2, 900
Assistant dairy manufacturing specialists	5 2, 780	5 2, 780	4 2, 726
Assistant market milk specialist	1 2, 800	1 2, 800	1 2, 677
Assistant dairy husbandman			2 2, 718
Agents in dairying	2 2, 800	2 2, 800	1 2, 715
Cheesemaker	1 2, 700	1 2, 700	1 2, 700
Assistant chemist	1 2, 400	1 2, 400	1 2, 400
Salary range, \$1,860 to \$2,400; average, \$2,111.42—			
Junior bacteriologist	1 2, 100	1 2, 100	1 2, 100
Assistant machinist	1 1, 920	1 1, 920	1 1, 860
Salary range, \$1,500 to \$1,860; average, \$1,680—			
Agent in dairying	1 1, 560	1 1, 560	1 1, 582
Assistant clerks	3 1, 600	3 1, 600	
Salary range, \$1,320 to \$1,680; average, \$1,500—			
Agent in dairying			1 1, 400
Junior clerks	2 1, 410	1 1, 320	
Unskilled laborer	1 1, 320	1 1, 320	1 1, 320

Estimates of appropriations required for the service of the fiscal year ending June 30, 1927—Continued

General object (title of appropriation), date of acts, references to Statutes at Large, or to Revised Statutes, and estimated amount required for each detailed object				Total amount to be appropriated under each head of appropriation	Amount appropriated for the fiscal year ending June 30, 1926
<i>General Expenses, Bureau of [Dairying] Dairy Industry—Continued.</i>					
	Estimated expenditures, 1927 appropriation	Estimated expenditures, 1926 appropriation	Expended and obligated, 1925		
Field service—Continued.					
Salaries and wages—Continued.					
Salary range, \$1,020 to \$1,260; average, \$1,140—	Average— No. Salary	Average— No. Salary	Average— No. Salary		
Unskilled laborers.....	7 \$1,149	7 \$1,149			
Salary range, \$780 to \$1,020; average, \$900—					
Agents in nutrition.....	3 800	3 800	3 \$800		
Salary range, \$240 to \$420; average, \$330—					
Charwoman.....	1 360	1 360	1 360		
Salary range, below \$240—					
Agents in dairying.....	4 120	4 120	3 120		
Per diem employees—					
Carpenters.....	2 1,644	2 1,644	1 1,644		
Unskilled laborers.....	23 1,359	23 1,359	21 1,337		
Total average number of regular employees.....	65	63	51 1/2		
Total salaries and wages, regular employees.....	108,548	103,248	88,970		
Temporary employees, at salaries ranging from \$986 to \$2,191 per year.....		1 1/2	1 1/2		
Total salaries and wages temporary employees.....		2,793	1,224		
Total number of employees, field service.....	65	64 1/2	52 3/4		
Total salaries and wages, field service.....	108,548	106,041	90,194		
The difference between 1927 and 1926 is due to—					
Increase in force (regular employees).....	\$5,300				
Decrease in force (temporary labor).....	2,793				
Net increase.....	2,507				
01 Total personal services.....	296,863	286,250	268,088		
Supplies and materials:					
0200 Stationery and office supplies.....	2,500.00	2,500.00	2,631.46		
0210 Medical and hospital supplies.....	225.00	230.00	211.81		
0220 Scientific and educational supplies.....	6,000.00	6,000.00	5,477.84		
0230 Fuel.....	2,700.00	2,700.00	2,653.20		
0250 Forage and other supplies for animals.....	25,500.00	25,500.00	23,084.72		
0280 Sundry supplies.....	2,675.00	2,675.00	2,663.29		
0290 Materials.....	600.00	550.00	528.74		
02 Total supplies and materials.....	40,200.00	40,155.00	37,251.15		
Communication service:					
0500 Telegraph service.....	150.00	150.00	133.09		
0510 Telephone service.....	900.00	900.00	886.00		
05 Total communication service.....	1,050.00	1,050.00	1,019.09		
Travel expenses:					
0615 Transportation.....	23,000.00	24,000.00	21,234.39		
0616 Subsistence.....	15,000.00	15,000.00	12,514.03		
06 Total travel expenses.....	38,000.00	39,000.00	33,748.42		
07 Transportation of things (service).....	1,700.00	1,700.00	1,946.16		
Printing and binding, photographing, etc.:					
0820 Multigraphing and mimeographing.....	700.00	700.00	571.78		
0830 Photographing and photographing prints.....	500.00	500.00	453.94		
08 Total printing and binding, photographing, etc.....	1,200.00	1,200.00	1,025.72		
09 Advertising and publication of notices.....	12.00	10.00	5.67		
10 Furnishing of heat, light, and power.....	2,500.00	2,500.00	2,559.97		
Rents:					
1100 Rent of buildings and structures.....	2,800.00	2,800.00	2,704.20		
1110 Other rents.....	3,000.00	3,000.00	646.60		
11 Total rents.....	5,800.00	5,800.00	3,350.80		
12 Repairs and alterations.....	5,000.00	6,000.00	18,179.09		
13 Special and miscellaneous current expenses.....	2,500.00	3,000.00	5,780.40		
Equipment:					
3010 Furniture, furnishings, and fixtures.....	2,500.00	3,000.00	4,346.89		
3020 Educational, scientific, and recreational equipment.....	3,100.00	3,350.00	2,134.86		
3040 Livestock.....	1,000.00	1,000.00	1,000.00		
3050 Other equipment.....	3,000.00	3,500.00	4,289.50		
30 Total equipment.....	9,600.00	10,850.00	11,771.25		
31 Land and interest in land.....			13,100.00		
Structures and parts and nonstructural improvements to land (includes fixed equipment):					
3210 Other structures.....	500.00	4,300.00	4,069.84		
3220 Nonstructural improvements.....	75.00	75.00	68.67		
32 Total structures and nonstructural improvements.....	575.00	4,375.00	4,138.51		
Reserve.....		8,200.00			
Total.....	405,000.00	410,090.00	401,964.23		

Estimates of appropriations required for the service of the fiscal year ending June 30, 1927—Continued

General object (title of appropriation), date of acts, references to Statutes at Large, or to Revised Statutes, and estimated amount required for each detailed object

Total amount to be appropriated under each head of appropriation

Amount appropriated for the fiscal year ending June 30, 1926

Field Station, Woodward, Okla.—

For the maintenance in connection with the Woodward, Oklahoma, Field Station of a livestock department, through which experiments and demonstrations in livestock breeding, growing, and feeding, including both beef and dairy animals, may be made, [\$12,300] [of which sum the Secretary of Agriculture is hereby authorized to use not exceeding \$4,000 for the erection of necessary buildings for the protection and care of said animals] (acts May 31, 1920, vol. 41, p. 730, sec. 1; Feb. 10, 1925, vol. 43, p. 850)

\$8, 000. 00

\$12, 300. 00

	Estimated expenditures, 1927 appropriation	Estimated expenditures, 1926 appropriation	Expended and obligated, 1925
Field service:			
Salaries and wages—			
Salary range, \$2,400 to \$3,000; average, \$2,700—			
Senior dairy herdsman.....	No. 1 Salary \$2,700	No. 1 Salary \$2,700	No. 1 Salary \$2,500
Salary range, \$1,140 to \$1,500; average, \$1,320—			
Unskilled laborer.....	1 1,440	1 1,440	1 1,440
Per diem—			
Unskilled laborer.....	1 1,252	1 1,252	1 1,252
Total average number of regular employees.....	3	3	3
01 Total salaries and wages, regular employees.....	5,392	5,392	5,192
Supplies and materials:			
0200 Stationery and office supplies.....	10.00	10.00	9.46
0210 Medical and hospital supplies.....	35.00	35.00	34.86
0220 Scientific and educational supplies.....	35.00	35.00	34.41
0230 Fuel.....	50.00	50.00	49.30
0250 Forage and other supplies for animals.....	1,125.00	1,125.00	1,109.49
0280 Sundry supplies.....	86.00	86.00	85.74
0290 Materials.....	28.00	28.00	26.13
02 Total supplies and materials.....	1,369.00	1,369.00	1,349.39
Communication service:			
0500 Telegraph service.....	9.00	9.00	8.92
0510 Telephone service.....	22.00	22.00	22.15
05 Total communication service.....	31.00	31.00	31.07
Travel expenses:			
0615 Transportation.....	212.00	212.00	212.25
0616 Subsistence.....	36.00	36.00	36.06
06 Total travel expenses.....	248.00	248.00	248.31
Transportation of things (service).....	18.00	18.00	17.61
10 Furnishing of heat, light, and power.....	75.00	75.00	70.80
11 Rents.....	1.00	1.00	3.50
12 Repairs and alterations.....	450.00	550.00	550.49
13 Special and miscellaneous current expenses.....	116.00	116.00	115.50
30 Equipment.....	300.00	500.00	195.05
32 Structures.....		1 4,000.00	2 4,497.30
Total.....	8,000.00	12,300.00	12,271.02

¹ Feed barn, frame, 36 by 60 by 16 feet, 33,500 cubic feet, at 12 cents per cubic foot.² Cow stable, tile, 34 by 54 by 14 feet, 25,700 cubic feet, at 10 cents per cubic foot; cottage, frame, 26 by 36 by 20 feet, 18,700 cubic feet, at 11 cents per cubic foot.

Total, Bureau of [Dairying,] Dairy Industry, [\$496,640] \$485,704, of which amount not to exceed [\$248,470] \$255,970 may be expended for personal services in the District of Columbia

485, 704. 00

496, 640. 00

Estimates of appropriations required for the service of the fiscal year ending June 30, 1927—Continued

General object (title of appropriation), date of acts, references to Statutes at Large, or to Rev.sed Statutes, and estimated amount required for each detailed object	Total amount to be appropriated under each head of appropriation		Amount appropriated for the fiscal year ending June 30, 1926
BUREAU OF PLANT INDUSTRY			
Salaries, Bureau of Plant Industry— For chief of bureau and other personal services in the District of Columbia in accordance with the classification act of 1923, and for personal services in the field (act Feb. 10, 1925, vol. 43, p. 830)			
	\$575,000.00		\$581,211.00
	Estimated expenditures, 1927 appropriation	Estimated expenditures, 1926 appropriation	Expended and obligated, 1925
Departmental service:			
Salaries—			
Professional and scientific service—	Average—	Average—	Average—
Grade 6, \$6,000 to \$7,500; average, \$6,750—	No. Salary	No. Salary	No. Salary
Chief of bureau.....	1 \$6,500	1 \$6,500	1 \$6,188
Grade 3, \$3,000 to \$3,600; average, \$3,300—			
Associate scientist.....	1	1	1,817
Grade 2, \$2,400 to \$3,000; average, \$2,700—			
Assistant librarians.....	2 2,450	2 2,450	2 2,396
Grade 1, \$1,860 to \$2,400; average, \$2,111.42—			
Junior librarians.....	2 1,890	2 1,890	2 1,871
Junior botanist.....			1 1,860
Subprofessional service—			
Grade 8, \$2,400 to \$3,000; average, \$2,700—			
Chief scientific aid.....	1 2,500	1 2,500	1 2,400
Grade 7, \$2,100 to \$2,700; average, \$2,400—			
Principal scientific aid.....			1 2,400
Grade 6, \$1,860 to \$2,400; average, \$2,111.42—			
Senior foreman gardener.....	1 2,100	1 2,100	1 2,100
Senior scientific aid.....	1 1,860	1 1,860	1 1,860
Grade 5, \$1,680 to \$2,040; average, \$1,860—			
Foreman gardener.....	1 1,740	1 1,740	1 1,680
Scientific illustrators.....	2 1,770	2 1,770	2 1,765
Scientific aid.....			1 1,611
Library assistant.....	1 1,740	1 1,740	1 1,703
Draftsman.....	1 1,680	1 1,680	1 1,680
Grade 4, \$1,500 to \$1,860; average, \$1,680—			
Assistant scientific illustrator.....	1 1,500	1 1,500	1 1,492
Assistant scientific aids.....	3 1,560	3 1,560	3 1,557
Junior library assistant.....	1 1,500	1 1,500	1 1,475
Head gardeners.....	12 1,555	12 1,555	11 1,512
Grade 3, \$1,320 to \$1,680; average, \$1,500—			
Under library assistants.....	2 1,350	2 1,350	1 1,343
Junior scientific aids.....	4 1,350	4 1,350	3 1,322
Gardeners.....	7 1,397	7 1,397	6 1,367
Grade 2, \$1,140 to \$1,500; average, \$1,320—			
Under scientific helpers.....	6 1,210	6 1,210	5 1,167
Assistant gardeners.....	22 1,167	22 1,167	22 1,148
Grade 1, \$900 to \$1,260; average, \$1,080—			
Minor scientific helpers.....	25 965	25 965	27 972
Clerical, administrative, and fiscal service—			
Grade 9, \$3,000 to \$3,600; average, \$3,300—			
Senior administrative assistants.....	2 3,150	2 3,150	2 3,019
Grade 8, \$2,700 to \$3,300; average, \$3,000—			
Associate editor.....	1 3,000	1 3,000	1 2,666
Administrative assistant.....	1 2,700	1 2,700	1 2,700
Grade 7, \$2,400 to \$3,000; average, \$2,700—			
Junior administrative assistants.....	2 2,550	2 2,550	3 2,592
Grade 6, \$2,100 to \$2,700; average, \$2,400—			
Principal clerks.....	10 2,350	10 2,350	10 2,337
Grade 5, \$1,860 to \$2,400; average, \$2,111.42—			
Senior clerks.....	16 2,104	16 2,104	15 2,026
Senior photographer.....	1 1,860	1 1,860	1 1,838
Grade 4, \$1,680 to \$2,040; average, \$1,860—			
Clerks.....	51 1,775	51 1,775	47 1,764
Grade 3, \$1,500 to \$1,860; average, \$1,680—			
Assistant clerks.....	70 1,565	70 1,565	68 1,525
Grade 2, \$1,320 to \$1,680; average, \$1,500—			
Junior clerks.....	29 1,430	29 1,430	34 1,404
Grade 1, \$1,140 to \$1,500; average, \$1,320—			
Underclerks.....	9 1,260	9 1,260	8 1,221
Custodial service—			
Grade 5, \$1,320 to \$1,680; average, \$1,500—			
Junior custodian.....	1 1,440	1 1,440	1 1,440
Grade 3, \$1,020 to \$1,260; average, \$1,140—			
Senior laborers.....	20 1,068	20 1,068	19 1,048
Messengers.....	4 1,080	4 1,080	3 1,002
Grade 2, \$900 to \$1,140; average, \$1,020—			
Junior laborers.....	3 933	3 933	1 1,080
Assistant messengers.....	6 909	6 909	5 854
Office laborers.....	21 366	21 366	22 344
Grade 1, \$600 to \$780; average, \$690—			
Junior messengers.....	13 606	13 606	17 715
Total average number of employees.....	358 1/2	358 1/2	362 1/2
Total salaries, departmental service.....	513,714.00	513,714.00	507,173.61
Field service:			
Salaries and wages—			
Salary range, \$3,000 to \$3,600; average, \$3,300—			
Associate horticulturist.....			1 3,000
Salary range, \$2,100 to \$2,700; average, \$2,400—			
Principal scientific aid.....	1 2,100	1 2,100	1 2,100
Salary range, \$1,860 to \$2,400; average, \$2,111.42—			
Senior scientific aid.....			1 2,285
Senior mechanic.....	1 2,100	1 2,100	1 2,000
Senior foreman gardener.....	1 2,100	1 2,100	1 2,100
Senior clerk.....	1 2,200	1 2,200	1 2,138

Estimates of appropriations required for the service of the fiscal year ending June 30, 1927—Continued

General object (title of appropriation), date of acts, references to Statutes at Large, or to Revised Statutes, and estimated amount required for each detailed object	Total amount to be appropriated under each head of appropriation				Amount appropriated for the fiscal year ending June 30, 1926	
<i>Salaries, Bureau of Plant Industry—Continued.</i>						
	Estimated expenditures, 1927 appropriation		Estimated expenditures, 1926 appropriation		Expended and obligated, 1925	
Field service—Continued.						
Salaries and wages—Continued.						
Salary range, \$1,680 to \$2,040; average, \$1,860—	<i>Average—</i>		<i>Average—</i>		<i>Average—</i>	
Mechanics	No.	Salary	No.	Salary	No.	Salary
Scientific aid	3	\$1,720	3	\$1,720	2½	\$1,665
Clerks	2	1,710	2	1,710	2½	1,740
Salary range, \$1,500 to \$1,860; average, \$1,680—						
Assistant scientific aid	1	1,560	1	1,560	2	1,583
Assistant clerks	7	1,534	7	1,534	9½	1,502
Head gardener	1	1,860	1	1,860	1½	1,594
Head mechanic	1	1,680	1	1,680	1	1,680
Salary range, \$1,320 to \$1,680; average, \$1,500—						
Junior scientific aid					½	1,440
Gardeners	7	1,337	7	1,337	5½	1,380
Painter	1	1,500	1	1,500	1	1,357
Junior mechanics	2	1,380	2	1,380	2	1,380
Junior clerk	1	1,380	1	1,380	1½	1,337
Salary range, \$1,140 to \$1,500; average, \$1,320—						
Assistant gardener	1	1,260	1	1,260	1	1,163
Underscientific helper	1	1,440	1	1,440		
Total average number of regular employees	32		32		33½	
Total salaries and wages, regular employees		49,060.00		49,060.00		50,692.50
Temporary employees at salaries ranging from \$720 to \$1,860 per year	30		40		47	
Total salaries and wages, temporary employees		12,226.00		18,437.00		25,040.91
Total number of employees, field service	62		72		80½	
Total salaries and wages, field service		61,286.00		67,497.00		75,733.41
The difference between 1927 and 1926 is due to decrease in force (temporary employees) \$6,211.						
01 Total personal services		575,000.00		581,211.00		582,907.02

General Expenses, Bureau of Plant Industry—

For all necessary expenses in the investigation of fruits, fruit trees, grain, cotton, tobacco, vegetables, grasses, forage, drug, medicinal, poisonous, fiber, and other plants and plant industries in cooperation with other branches of the department, the State experiment stations, and practical farmers, and for the erection of necessary farm buildings: *Provided*, That the cost of any building erected shall not exceed \$1,500; for field and station expenses, including fences, drains, and other farm improvements; for repairs in the District of Columbia and elsewhere; for rent outside of the District of Columbia; and for the employment of all investigators, local and special agents, agricultural explorers, experts, clerks, illustrators, assistants, and all labor and other necessary expenses in the city of Washington and elsewhere required for the investigations, experiments, and demonstrations herein authorized as follows (*acts Apr. 18, 1900, vol. 31, pp. 195, 196, secs. 1-5; Aug. 24, 1912, vol. 37, pp. 506, 507, secs. 1-4; Feb. 10, 1925, vol. 43, pp. 830-833*):

For investigations of plant diseases and pathological collections, including the maintenance of a plant-disease survey, [**\$81,000**] (*same acts*).

\$80,000.00

Departmental service:	Estimated expenditures, 1927 appropriation		Estimated expenditures, 1926 appropriation		Expended and obligated, 1925	
Salaries—						
Professional and scientific service—						
Grade 5, \$5,200 to \$6,000; average, \$5,600—						
Senior scientist	1½ \$5,467		1½ \$5,467		1½ \$5,467	
Grade 4, \$3,800 to \$5,000; average, \$4,400—						
Scientist	1 4,000		1 4,000		1½ 3,800	
Grade 3, \$3,000 to \$3,600; average, \$3,300—						
Associate scientists	2 3,150		2 3,150		2½ 3,017	
Grade 2, \$2,400 to \$3,000; average, \$2,700—						
Assistant scientists	8½ 2,624		8½ 2,624		7½ 2,632	
Grade 1, \$1,860 to \$2,400; average, \$2,111.42—						
Junior scientists	5 2,140		5 2,140		5 2,121	
Subprofessional service—						
Grade 8, \$2,400 to \$3,000; average, \$2,700—						
Chief scientific illustrator	1 2,400		1 2,400		1 2,400	
Grade 6, \$1,860 to \$2,400; average, \$2,111.42—						
Senior scientific aid	1 2,200		1 2,200		1 2,200	
Grade 2, \$1,140 to \$1,500; average, \$1,320—						
Underscientific helper	½ 1,500		½ 1,500		½ 1,140	
Clerical, administrative, and fiscal service—						
Grade 5, \$1,860 to \$2,400; average, \$2,111.42—						
Senior clerk	1 2,200		1 2,200		1 2,100	
Grade 4, \$1,680 to \$2,040; average, \$1,860—						
Clerk	½ 1,800		½ 1,800		½ 1,819	
Grade 3, \$1,500 to \$1,860; average, \$1,680—						
Assistant clerk	1 1,560		1 1,560		1 1,573	
Total average number of employees	22½		22½		21½	
Total salaries, departmental service	60,048.00		60,048.00		57,249.90	

Estimates of appropriations required for the service of the fiscal year ending June 30, 1927—Continued

General object (title of appropriation), date of acts, references to Statutes at Large, or to Revised Statutes, and estimated amount required for each detailed object				Total amount to be appropriated under each head of appropriation	Amount appropriated for the fiscal year ending June 30, 1926
<i>General Expenses, Bureau of Plant Industry—Continued.</i>					
	Estimated expenditures, 1927 appropriation	Estimated expenditures, 1926 appropriation	Expended and obligated, 1925		
Field service:					
Salaries and wages—					
Salary range, \$3,000 to \$3,600; average, \$3,300—	Average— No. Salary	Average— No. Salary	Average— No. Salary		
Associate pathologist.....	1 1,680	1 1,680	1 1,680		
Salary range, \$1,650 to \$2,040; average, \$1,860—					
Clerk.....	1 1,680	1 1,680	1 1,680		
Total average number of regular employees.....	1 931.00	1 931.00	1 88.67		
Total salaries and wages, regular employees.....					
Temporary employees at salaries ranging from \$1 to \$1,800 per year.....	4 1,100.00	4 1,100.00	188 2,698.00		
Total salaries and wages, temporary employees.....					
Total number of employees, field service.....	4 2,031.00	4 2,031.00	188 2,786.67		
Total salaries and wages, field service.....					
01 Total personal services.....	62,079.00	62,079.00	60,036.57		
Supplies and materials:					
0200 Stationery and office supplies.....	1,780.00	1,781.00	2,123.60		
0220 Scientific and educational supplies.....	1,200.00	1,150.00	1,315.49		
0280 Sundry supplies.....	1,300.00	1,300.00	1,869.73		
0290 Materials.....	250.00	250.00	214.58		
02 Total supplies and materials.....	4,530.00	4,481.00	5,523.40		
Communication service:					
0500 Telegraph service.....	70.00	70.00	9.74		
0510 Telephone service.....	168.00	168.00	145.17		
0520 Other communication service.....			16.81		
05 Total communication service.....	238.00	238.00	171.72		
Travel expenses:					
0615 Transportation.....	4,300.00	4,275.00	4,062.61		
0616 Subsistence.....	2,650.00	2,575.00	2,367.07		
06 Total travel expenses.....	6,950.00	6,850.00	6,429.68		
07 Transportation of things.....	200.00	110.00	182.28		
Printing and binding:					
0800 Printing and binding.....	50.00	50.00			
0820 Stenographic work, typewriting, multigraphing, and mimeographing.....	100.00	25.00			
0830 Photographing and making photographs and prints.....	107.00	50.00	51.38		
08 Total printing and binding.....	257.00	125.00	51.38		
Rents:					
1100 Rent of buildings and structures.....			4.00		
1110 Other rents.....	30.00	30.00	37.04		
11 Total rents.....	30.00	30.00	41.04		
12 Repairs and alterations.....	680.00	620.00	514.95		
13 Special and miscellaneous current expenses.....	1,761.00	1,756.00	2,731.26		
Equipment:					
3010 Furniture, furnishings, and fixtures.....	650.00	591.00	1,073.95		
3020 Educational, scientific, and recreational equipment.....	2,125.00	2,000.00	1,327.97		
3050 Other equipment.....	500.00	500.00	923.63		
30 Total equipment.....	3,275.00	3,091.00	3,325.55		
32 Other structures.....			138.87		
Reserve.....		1,620.00			
Total.....	80,000.00	81,000.00	79,146.70		

For the investigation of diseases of orchard and other fruits, including the diseases of the pecan (acts Apr. 18, 1900, vol. 31, pp. 135, 136, secs. 1-5; Aug. 24, 1912, vol. 37, pp. 506, 507, secs. 1-4; Feb. 10, 1925, vol. 43, pp. 830-833)

\$128,325.00

	Estimated expenditures, 1927 appropriation	Estimated expenditures, 1926 appropriation	Expended and obligated, 1925
Departmental service:			
Salaries—			
Professional and scientific service—	Average— No. Salary	Average— No. Salary	Average— No. Salary
Grade 5, \$5,200 to \$6,000; average, \$5,600—	2 1/2 5,280	2 1/2 5,280	2 1/2 5,200
Senior scientists.....			
Grade 4, \$3,800 to \$5,000; average, \$4,400—	4 4,200	4 4,200	3 1/2 3,994
Scientists.....			
Grade 3, \$3,000 to \$3,600; average, \$3,300—	3 3,333	3 3,333	3 3,200
Associate scientists.....			
Grade 2, \$2,400 to \$3,000; average, \$2,700—	1 1/2 2,863	1 1/2 2,863	1 1/2 2,811
Assistant scientist.....			
Grade 1, \$1,860 to \$2,400; average, \$2,111.42—	4 2,105	4 2,105	3 1/2 2,008
Junior scientists.....			

Estimates of appropriations required for the service of the fiscal year ending June 30, 1927—Continued

General object (title of appropriation), date of acts, references to Statutes at Large, or to Revised Statutes, and estimated amount required for each detailed object	Estimated expenditures, 1927 appropriation		Estimated expenditures, 1926 appropriation		Expended and obligated, 1925	Total amount to be appropriated under each head of appropriation	Amount appropriated for the fiscal year ending June 30, 1926
General Expenses, Bureau of Plant Industry—Continued.							
Departmental service—Continued.							
Salaries—Continued.							
Subprofessional service—							
Grade 4, \$1,500 to \$1,860; average, \$1,680—							
Assistant scientific aid	Average— No. 1	Salary \$1,620	Average— No. 1	Salary \$1,620	Average— No. 1	Salary \$1,500	
Grade 2, \$1,140 to \$1,500; average, \$1,320—							
Under scientific helper	1	1,260	1	1,260			
Grade 1, \$900 to \$1,260; average, \$1,080—							
Minor scientific helper					1	1,223	
Clerical, administrative, and fiscal service—							
Grade 8, \$2,700 to \$3,300; average, \$3,000—							
Associate editor	1	2,819	1	2,819			
Grade 3, \$1,500 to \$1,860; average, \$1,680—							
Assistant clerk-stenographer	1	1,500	1	1,500			
Grade 2, \$1,320 to \$1,680; average, \$1,500—							
Junior clerk-stenographers	1	1,360	1	1,360	1	1,355	
Total average number of employees	19		19		18		
Total salaries, departmental service		60,058.00		60,058.00		55,525.81	
Field service:							
Salaries and wages—							
Salary range, \$3,800 to \$5,000; average, \$4,400—							
Pathologists	3	3,933	3	3,933	2	3,800	
Salary range, \$3,000 to \$3,600; average, \$3,300—							
Associate pathologists	2	3,150	2	3,150	2	3,124	
Associate entomologists					1	3,300	
Salary range, \$2,400 to \$3,000; average, \$2,700—							
Assistant pathologists	3	2,667	3	2,667	2	2,700	
Salary range, \$1,860 to \$2,400; average, \$2,111.42—							
Junior pathologists	4	2,015	4	2,015	4	2,058	
Total average number of regular employees	12		12		11		
Total salaries and wages, regular employees		34,160.00		34,160.00		31,329.98	
Temporary employees at salaries ranging from \$420 to \$2,700 per year	13		13		14		
Total salaries and wages, temporary employees		9,997.00		9,997.00		7,195.46	
Total number of employees, field service	25		25		25		
Total salaries and wages, field service		44,157.00		44,157.00		38,525.44	
01 Total personal services		104,215.00		104,215.00		94,051.25	
Supplies and materials:							
0200 Stationery and office supplies		900.00		900.00		949.20	
0220 Scientific and educational supplies		1,427.00		727.00		2,481.24	
0230 Fuel		110.00		110.00		108.95	
0280 Sundry supplies		1,400.00		1,800.00		2,309.25	
0290 Materials		200.00		180.00		180.82	
02 Total supplies and materials		4,037.00		3,717.00		6,029.46	
Communication service:							
0300 Telegraph service		100.00		100.00		75.62	
0510 Telephone service		300.00		300.00		322.07	
0520 Other communication service		20.00		20.00		20.50	
05 Total communication service		420.00		420.00		418.19	
Travel expenses:							
0615 Transportation		7,500.00		7,400.00		7,456.07	
0616 Subsistence		4,000.00		3,600.00		3,621.00	
06 Total travel expenses		11,500.00		11,000.00		11,077.07	
07 Transportation of things		1,500.00		1,500.00		1,517.25	
Printing and binding:							
0820 Stenographic work, typewriting, multigraphing and mimeographing		25.00		25.00			
0830 Photographing and photographs and prints		300.00		250.00		234.22	
08 Total printing and binding		325.00		275.00		234.22	
10 Furnishing of light, power, water and electricity		320.00		320.00		320.70	
Rents:							
1100 Rent of buildings and structures		781.00		781.00		891.16	
1110 Other rents		15.00		15.00		14.75	
11 Total rents		796.00		796.00		905.91	
12 Repairs and alterations		950.00		900.00		1,244.73	
13 Special and miscellaneous current expenses		2,432.00		1,532.00		3,099.83	
Equipment:							
3010 Furniture, furnishings, and fixtures		900.00		400.00		899.80	
3020 Educational, scientific, and recreational equipment		510.00		310.00		453.63	
3050 Other equipment		400.00		350.00		899.22	
30 Total equipment		1,810.00		1,060.00		2,252.65	
32 Nonstructural improvements		20.00		20.00		18.90	
Reserve				2,570.00			
Total		128,325.00		128,325.00		121,170.16	

Estimates of appropriations required for the service of the fiscal year ending June 30, 1927—Continued

General object (title of appropriation), date of acts, references to Statutes at Large, or to Revised Statutes, and estimated amount required for each detailed object

Total amount to be appropriated under each head of appropriation

Amount appropriated for the fiscal year ending June 30, 1926

General Expenses, Bureau of Plant Industry—Continued.

For conducting such investigations of the nature and means of communication of the disease of citrus trees known as citrus canker, and for applying such methods of eradication or control of the disease as in the judgment of the Secretary of Agriculture may be necessary, including the payment of such expenses and the employment of such persons and means, in the city of Washington and elsewhere, and co-operation with such authorities of the States concerned, organizations of growers or individuals, as he may deem necessary to accomplish such purposes, ~~[\$48,630]~~ \$40,000, and, in the discretion of the Secretary of Agriculture, no expenditures shall be made for these purposes until a sum or sums at least equal to such expenditures shall have been appropriated, subscribed, or contributed by State, county, or local authorities, or by individuals or organizations for the accomplishment of such purposes: *Provided*, That no part of the money herein appropriated shall be used to pay the cost or value of trees or other property injured or destroyed (acts Apr. 18, 1900, vol. 31, pp. 135, 136, secs. 1-5; Aug. 24, 1912, vol. 37, pp. 506, 507, secs. 1-4; Feb. 10, 1925, vol. 43, pp. 830-833)-----

\$40,000.00

	Estimated expenditures, 1927 appropriation	Estimated expenditures, 1926 appropriation	Expended and obligated, 1926
Departmental service:			
Salaries—			
Professional and scientific service—			
Grade 5, \$5,200 to \$6,000; average, \$5,600—			
Associate chief of bureau.....	Average— No. Salary	Average— No. Salary	Average— No. Salary
Grade 4, \$3,800 to \$5,000; average, \$4,400—			
Pathologist.....			1 4,600
Subprofessional service—			
Grade 6, \$1,860 to \$2,400; average, \$2,111.42—			
Senior scientific aid.....	1 2,400	1 2,400	1 2,400
Grade 4, \$1,500 to \$1,860; average, \$1,680—			
Assistant scientific aid.....	1 1,800	1 1,800	1 1,800
Clerical, administrative, and fiscal service—			
Grade 6, \$2,100 to \$2,700; average, \$2,400—			
Principal clerk.....	1 2,400	1 2,400	1 2,138
Grade 4, \$1,680 to \$2,040; average, \$1,860—			
Clerk.....	1 1,860	1 1,860	1 1,740
Grade 3, \$1,500 to \$1,860; average, \$1,680—			
Assistant clerk.....	1 1,500	1 1,500	1 1,500
Total average number of employees.....	4 1/2	4 1/2	4 1/2
Total salaries, departmental service.....	9,460.00	9,460.00	9,927.49
Field service:			
Salaries and wages—			
Salary range, \$3,000 to \$3,600; average, \$3,300—			
Associate entomologist.....			1 3,300.00
Per diem and other unclassified employees—			
Agents.....	9 1/2 1,499.00	13 1,531.00	7 1/2 1,648.00
Collaborating clerks.....	3 220.00	4 240.00	3 260.00
Total number of regular employees.....	12 1/2	17	10 1/2
Total salaries and wages, regular employees.....	15,030.00	20,860.00	13,226.71
Temporary employees, at salaries ranging from \$12 to \$2,580 per year.....	3 1/2	4 1/2	12 1/2
Total salaries and wages, temporary employees.....	7,140.00	8,540.00	14,541.09
Total number of employees, field service.....	15 1/2	21 1/2	23 1/2
Total salaries and wages, field service.....	22,170.00	29,400.00	27,767.80
The difference between 1927 and 1926 is due to decrease in force, \$7,230.			
01 Total, personal services.....	31,630.00	38,860.00	37,695.29
Supplies and materials:			
0200 Stationery and office supplies.....	50.00	50.00	35.63
0220 Scientific and educational supplies.....	175.00	175.00	76.80
0230 Fuel.....	140.00	140.00	136.97
0280 Sundry supplies.....	100.00	100.00	15.70
0290 Materials.....	100.00	100.00	5.53
02 Total supplies and materials.....	565.00	565.00	270.63
05 Communication service.....	25.00	25.00	1.76
Travel expenses:			
0615 Transportation.....	2,000.00	2,600.00	2,590.92
0616 Subsistence.....	4,000.00	4,300.00	4,031.06
06 Total travel expenses.....	6,000.00	6,900.00	6,621.98
07 Transportation of things.....	10.00	10.00	10.96
10 Furnishing of heat, light, and power.....	15.00	15.00	12.00
11 Rents.....	1,000.00	1,000.00	1,000.00
12 Repairs and alterations.....	250.00	50.00	41.39
13 Special and miscellaneous current expenses.....	355.00	155.00	27.41
30 Equipment.....	150.00	80.00	-----
Reserve.....	-----	970.00	-----
Total.....	40,000.00	48,630.00	45,681.42

Estimates of appropriations required for the service of the fiscal year ending June 30, 1927—Continued

General object (title of appropriation), date of acts, references to Statutes at Large, or to Revised Statutes, and estimated amount required for each detailed object	Total amount to be appropriated under each head of appropriation						Amount appropriated for the fiscal year ending June 30, 1926
General Expenses, Bureau of Plant Industry—Continued.							
For the investigation of diseases of forest and ornamental trees and shrubs, including a study of the nature and habits of the parasitic fungi causing the chestnut-tree bark disease, the white-pine blister rust, and other epidemic tree diseases, for the purpose of discovering new methods of control and applying methods of eradication or control already discovered, \$108,095, of which sum not more than \$10,000 may be expended for the employment of pathologists in connection with forest experiment stations (<i>acts Apr. 18, 1900, vol. 31, pp. 135, 136, secs. 1-5; Aug. 24, 1912, vol. 37, pp. 506, 507, secs. 1-4; Feb. 10, 1925, vol. 43, pp. 830-833</i>)							
	\$108, 095. 00						
	Estimated expenditures, 1927 appropriation		Estimated expenditures, 1926 appropriation		Expended and obligated, 1925		
Departmental service:							
Salaries—							
Professional and scientific service—	<i>Average—</i>		<i>Average—</i>		<i>Average—</i>		
Grade 5, \$5,200 to \$6,000; average, \$5,600—	<i>No.</i>	<i>Salary</i>	<i>No.</i>	<i>Salary</i>	<i>No.</i>	<i>Salary</i>	
Senior scientist.....	1	\$5, 200	1	\$5, 200	1	\$5, 200	
Grade 4, \$3,800 to \$5,000; average, \$4,400—							
Scientists.....	2	4, 100	2	4, 100	3	3, 850	
Grade 3, \$3,000 to \$3,600; average, \$3,300—							
Associate scientist.....	1	3, 100	1	3, 100	1	3, 038	
Grade 2, \$2,400 to \$3,000; average, \$2,700—							
Assistant scientists.....	1½	2, 811	1½	2, 811	1½	2, 662	
Grade 1, \$1,860 to \$2,400; average, \$2,111.42—							
Junior scientists.....	2	2, 300	2	2, 300	1½	2, 183	
Subprofessional service—							
Grade 6, \$1,860 to \$2,400; average, \$2,111.42—							
Senior scientific aid.....	½	1, 860	½	1, 860	½	930	
Grade 4, \$1,500 to \$1,860; average, \$1,680—							
Assistant scientific aids.....	1½	1, 545	1½	1, 545	1½	1, 500	
Grade 1, \$900 to \$1,260; average, \$1,080—							
Minor scientific helper.....					½	960	
Clerical, administrative, and fiscal service—							
Grade 5, \$1,860 to \$2,400; average, \$2,111.42—							
Senior clerk.....	1	2, 200	1	2, 200	1	2, 100	
Grade 4, \$1,680 to \$2,040; average, \$1,860—							
Clerk.....					½	1, 680	
Grade 2, \$1,320 to \$1,680; average, \$1,500—							
Junior clerk.....	½	1, 500	½	1, 500			
Grade 1, \$1,140 to \$1,500; average, \$1,320—							
Underclerk.....	½	1, 140	½	1, 140	½	1, 260	
Total average number of employees.....	9½		9½		11½		
Total salaries, departmental service.....		30, 355. 00		30, 355. 00		32, 454. 99	
Field service:							
Salaries and wages—							
Salary range, \$3,800 to \$5,000; average, \$4,400—							
Scientists.....	5½	4, 000	5½	4, 000	3½	3, 892	
Salary range, \$3,000 to \$3,600; average, \$3,300—							
Associate pathologists.....	5	3, 100	5	3, 100	3½	3, 234	
Salary range, \$2,400 to \$3,000; average, \$2,700—							
Assistant pathologists.....	4	2, 650	4	2, 650	3½	2, 555	
Salary range, \$1,860 to \$2,400; average, \$2,111.42—							
Junior pathologists.....	3	1, 860	3	1, 860	3	1, 866	
Salary range, \$1,320 to \$1,680; average, \$1,500—							
Junior clerk.....	1	1, 320	1	1, 320	½	1, 320	
Per diem and other unclassified employees—							
Specialist in forest pathology.....	1	600	1	600	1	600	
Laborer.....	1	1, 252	1	1, 252	1	1, 252	
Total average number of regular employees.....	20½		20½		15½		
Total salaries and wages, regular employees.....		56, 852. 00		56, 852. 00		41, 085. 98	
Temporary employees at salaries ranging from \$1 to \$2,400 per year.....	10½	3, 956. 00	10½	3, 956. 00	18	3, 809. 84	
Total salaries and wages, temporary employees.....							
Total number of employees, field service.....	30½	60, 808. 00	30½	60, 808. 00	33½	44, 895. 82	
Total salaries and wages, field service.....							
01 Total personal services.....		91, 163. 00		91, 163. 00		77, 350. 81	
Supplies and materials:							
0200 Stationery and office supplies.....		200. 00		200. 00		377. 18	
0220 Scientific and educational supplies.....		150. 00		150. 00		333. 26	
0230 Fuel.....						37. 05	
0250 Forage and other supplies for animals.....						8. 00	
0280 Sundry supplies.....		246. 00		246. 00		359. 77	
0290 Materials.....		100. 00		100. 00		. 50	
02 Total supplies and materials.....		696. 00		696. 00		1, 115. 76	
04 Subsistence and care of animals and storage and care vehicles.....						69. 23	
Communication service:							
0500 Telegraph service.....		200. 00		200. 00		118. 60	
0510 Telephone service.....		95. 00		95. 00		111. 00	
0520 Other communication service.....		20. 00		20. 00		16. 00	
05 Total communication service.....		315. 00		315. 00		245. 60	

Estimates of appropriations required for the service of the fiscal year ending June 30, 1927—Continued

General object (title of appropriation), date of acts, references to Statutes at Large, or to Revised Statutes, and estimated amount required for each detailed object				Total amount to be appropriated under each head of appropriation	Amount appropriated for the fiscal year ending June 30, 1926
<i>General Expenses, Bureau of Plant Industry—Continued.</i>					
	Estimated expenditures, 1927 appropriation	Estimated expenditures, 1926 appropriation	Expended and obligated, 1925		
Travel expenses:					
0615 Transportation.....	\$6,100.00	\$6,100.00	\$7,579.56		
0616 Subsistence.....	4,411.00	4,411.00	5,536.96		
06 Total travel expenses.....	10,511.00	10,511.00	13,116.52		
07 Transportation of things.....	750.00	950.00	399.63		
Printing and binding:					
0820 Stenographic work, typewriting, multigraphing, and mimeographing.....	25.00	25.00	5.53		
0830 Photographing and making photographs and prints.....	435.00	435.00	74.05		
08 Total printing and binding.....	460.00	460.00	79.58		
12 Repairs and alterations.....	50.00	60.00	112.87		
13 Special and miscellaneous current expenses.....	3,209.00	1,039.00	741.43		
Equipment:					
3010 Furniture, furnishings, and fixtures.....	316.00	316.00	185.40		
3020 Educational, scientific, and recreational equipment.....	400.00	400.00	83.14		
3040 Livestock.....			12.50		
3050 Other equipment.....	225.00	225.00	253.20		
30 Total equipment.....	941.00	941.00	534.24		
Reserve.....		1,860.00			
Total.....	108,095.00	108,095.00	93,765.67		

For applying such methods of eradication or control of the white-pine blister rust as in the judgment of the Secretary of Agriculture may be necessary, including the payment of such expenses and the employment of such persons and means in the city of Washington and elsewhere, in cooperation with such authorities of the States concerned, organizations, or individuals as he may deem necessary to accomplish such purposes, and in the discretion of the Secretary of Agriculture no expenditures shall be made for these purposes until a sum or sums at least equal to such expenditures shall have been appropriated, subscribed, or contributed by States, county or local authorities, or by individuals or organizations for the accomplishment of such purposes, **[\$348,280]** **\$313,280: Provided,** That no part of this appropriation shall be used to pay the cost or value of trees or other property injured or destroyed (*acts Apr. 18, 1900, vol. 31, pp. 135, 186, secs. 1-5; Aug. 24, 1912, vol. 37, pp. 506, 507, secs. 1-4; Feb. 10, 1925, vol. 43, pp. 830-883*) -

\$313,280.00

	Estimated expenditures, 1927 appropriation	Estimated expenditures, 1926 appropriation	Expended and obligated, 1925
Departmental service:			
Salaries—			
Professional and scientific service—			
Grade 5, \$5,200 to \$6,000; average, \$5,600—	<i>Average—</i>	<i>Average—</i>	<i>Average—</i>
Senior scientist.....	No. 1 Salary \$5,200	No. 1 Salary \$5,200	No. 1 Salary \$5,200
Grade 4, \$3,800 to \$5,000; average, \$4,400—			
Scientist.....	1 4,200	1 4,200	1 3,875
Grade 3, \$3,000 to \$3,600; average, \$3,300—			
Associate scientists.....	2 3,350	2 3,350	2½ 3,281
Grade 2, \$2,400 to \$3,000; average, \$2,700—			
Assistant scientist.....			½ 2,800
Grade 1, \$1,860 to \$2,400; average, \$2,111.42—			
Junior scientist.....	1 2,100	1 2,100	½ 1,900
Subprofessional service—			
Grade 4, \$1,500 to \$1,860; average, \$1,680—			
Junior library assistant.....	½ 1,500	½ 1,500	½ 1,500
Clerical, administrative, and fiscal service—			
Grade 8, \$2,700 to \$3,300; average, \$3,000—			
Administrative assistant.....	½ 2,700	½ 2,700	—
Associate editor.....	½ 3,300	½ 3,300	—
Grade 7, \$2,400 to \$3,000; average, \$2,700—			
Assistant editor.....			½ 2,700
Grade 5, \$1,860 to \$2,400; average, \$2,111.42—			
Senior clerk.....	1 2,200	1 2,200	1½ 2,155
Grade 4, \$1,680 to \$2,040; average, \$1,860—			
Clerk.....	1 1,860	1 1,860	1 1,833
Grade 3, \$1,500 to \$1,860; average, \$1,680—			
Assistant clerks.....	4 1,605	4 1,605	4½ 1,554
Grade 2, \$1,320 to \$1,680; average, \$1,500—			
Junior clerks.....	1½ 1,320	1½ 1,320	½ 1,365

Estimates of appropriations required for the service of the fiscal year ending June 30, 1927—Continued

General object (title of appropriation), date of acts, references to Statutes at Large, or to Revised Statutes, and estimated amount required for each detailed object				Total amount to be appropriated under each head of appropriation	Amount appropriated for the fiscal year ending June 30, 1926
<i>General Expenses, Bureau of Plant Industry—Continued.</i>					
Departmental service—Continued.					
Salaries—Continued.					
Custodial service—					
Grade 2, \$900 to \$1,140; average, \$1,020—	Average— No. 1	Average— No. 1	Average— No. 1		
Assistant messenger.....	Salary \$900	Salary \$900	Salary \$900		
Grade 1, \$600 to \$780; average, \$690—					
Junior messenger.....				720	
Total average number of employees.....	14½	14½	14½		
Total salaries, departmental service.....	33,560.00	33,560.00	34,094.58		
Field service:					
Salaries and wages—					
Salary range, \$3,800 to \$5,000; average, \$4,400—					
Pathologists.....	1½ 3,867	1½ 3,867	1½ 3,700		
Salary range, \$3,000 to \$3,600; average, \$3,300—					
Associate pathologists.....	3½ 3,292	3½ 3,292	2½ 3,205		
Salary range, \$2,400 to \$3,000; average, \$2,700—					
Assistant pathologists.....	9 2,633	9 2,633	9½ 2,562		
Salary range, \$1,860 to \$2,400; average, \$2,111.42—					
Junior foresters.....	3 1,860	3 1,860	1½ 1,860		
Senior scientific aid.....	1 1,920	1 1,920	1 1,920		
Principal clerk.....	1 2,400	1 2,400	1 2,338		
Salary range, \$1,500 to \$1,860; average, \$1,680—					
Assistant clerk.....	1 1,560	1 1,560	1 1,500		
Per diem and other unclassified employees—					
Agents.....	43 1,975	43 1,975	41½ 1,871		
Total average number of regular employees.....	62½	62½	58½		
Total salaries and wages, regular employees.....	136,570.00	136,570.00	122,827.91		
Temporary employees at salaries ranging from \$180 to \$2,700 per year.....	136	206	231		
Total salaries and wages, temporary employees.....	37,322.00	57,322.00	56,722.55		
Total number of employees, field service.....	198½	268½	289½		
Total salaries and wages, field service.....	173,892.00	193,892.00	179,550.46		
The difference between 1927 and 1926 is due to decrease in force, \$20,000 (temporary employees).					
01 Total personal services.....	207,452.00	227,452.00	213,645.04		
Supplies and materials:					
0200 Stationery and office supplies.....	1,500.00	1,800.00	1,825.31		
0220 Scientific and educational supplies.....	200.00	200.00	277.12		
0230 Fuel.....			6.90		
0280 Sundry supplies.....	500.00	500.00	557.57		
0290 Materials.....	100.00	100.00	138.23		
02 Total supplies and materials.....	2,300.00	2,600.00	2,805.13		
Communication service:					
0500 Telegraph service.....	450.00	500.00	439.46		
0510 Telephone service.....	1,000.00	1,200.00	1,289.67		
0520 Other communication service.....	50.00	50.00	26.83		
05 Total communication service.....	1,500.00	1,750.00	1,755.96		
Travel expenses:					
0615 Transportation.....	54,000.00	57,000.00	55,209.62		
0616 Subsistence.....	41,378.00	44,713.00	42,429.68		
06 Total travel expenses.....	95,378.00	101,713.00	98,639.30		
07 Transportation of things.....	1,500.00	2,000.00	3,144.77		
Printing and binding:					
0620 Stenographic work, typewriting, multigraphing, and mimeographing.....	400.00	400.00			
0630 Photographing and photographs and prints.....	600.00	800.00	870.43		
08 Total printing and binding.....	1,000.00	1,200.00	870.43		
Rents:					
1100 Rent of buildings and structures.....	1,200.00	1,200.00	720.00		
1110 Other rents.....	100.00	100.00	75.90		
11 Total rents.....	1,300.00	1,300.00	795.90		
12 Repairs and alterations.....	100.00	195.00	155.77		
13 Special and miscellaneous current expenses.....	250.00	300.00	302.45		
Equipment:					
3010 Furniture, furnishings, and fixtures.....	1,000.00	1,200.00	1,514.50		
3020 Educational, scientific, and recreational equipment.....	1,000.00	1,000.00	1,065.47		
3050 Other equipment.....	500.00	600.00	648.83		
30 Total equipment.....	2,500.00	2,800.00	3,248.80		
Reserve.....		6,970.00			
Total.....	313,280.00	348,280.00	325,363.65		

Estimates of appropriations required for the service of the fiscal year ending June 30, 1927—Continued

General object (title of appropriation), date of acts, references to Statutes at Large, or to Revised Statutes, and estimated amount required for each detailed object	Total amount to be appropriated under each head of appropriation		Amount appropriated for the fiscal year ending June 30, 1926
General Expenses, Bureau of Plant Industry—Continued.			
For the investigation of diseases of cotton, potatoes, truck crops, forage crops, drug and related plants, [\$130,080] (acts Apr. 18, 1900, vol. 31, pp. 135, 136, secs. 1-5; Aug. 24, 1912, vol. 37, pp. 506, 507, secs. 1-4; Feb. 10, 1926, vol. 43, pp. 830-833)-----	\$129, 451. 00		
	Estimated expenditures, 1927 appropriation	Estimated expenditures, 1926 appropriation	Expended and obligated, 1925
Departmental service:			
Salaries—			
Professional and scientific service—	<i>Average—</i>	<i>Average—</i>	<i>Average—</i>
Grade 5, \$5,200 to \$6,000; average, \$5,600—	No. Salary	No. Salary	No. Salary
Senior scientist.....	1½ \$5, 200	1½ \$5, 200	1½ \$5, 200
Grade 4, \$3,800 to \$5,000; average, \$4,400—			
Scientists.....	3 4, 267	3 4, 267	2½ 3, 981
Grade 3, \$3,000 to \$3,600; average, \$3,300—			
Associate scientists.....	3½ 3, 186	4½ 3, 233	5 3, 192
Grade 2, \$2,400 to \$3,000; average, \$2,700—			
Assistant scientist.....	½ 2, 600	½ 2, 600	½ 2, 491
Grade 1, \$1,880 to \$2,400; average, \$2,111.42—			
Junior pathologist.....	1 2, 300	1 2, 300	1 2, 111
Subprofessional service—			
Grade 5, \$1,680 to \$2,040; average, \$1,860—			
Scientific aid.....	1 1, 860	1 1, 860	1 1, 860
Grade 4, \$1,500 to \$1,860; average, \$1,680—			
Assistant scientific aids.....	2 1, 560	2 1, 560	2½ 1, 487
Clerical, administrative, and fiscal service—			
Grade 5, \$1,860 to \$2,400; average, \$2,111.42—			
Senior clerk.....			½ 2, 100
Grade 3, \$1,500 to \$1,860; average, \$1,680—			
Assistant clerks.....	1½ 1, 500	1½ 1, 500	½ 1, 860
Grade 2, \$1,320 to \$1,680; average, \$1,500—			
Junior clerk.....		½ 1, 320	½ 1, 320
Custodial service—			
Grade 2, \$900 to \$1,140; average, \$1,020—			
Assistant messenger.....	½ 900	½ 900	
Total average number of employees.....	13½	15½	14½
Total salaries, departmental service.....	39, 895. 00	43, 627. 00	43, 002. 60
The difference between 1927 and 1926 is due to decrease in force, \$3,732.			
Field service:			
Salaries and wages—			
Salary range, \$3,800 to \$5,000; average, \$4,400—			
Pathologists.....	6 3, 833	6 3, 833	5 3, 841
Salary range, \$3,000 to \$3,600; average, \$3,300—			
Associate pathologists.....	2½ 3, 371	1½ 3, 355	2½ 3, 215
Salary range, \$2,400 to \$3,000; average, \$2,700—			
Assistant pathologists.....	2 2, 700	2 2, 700	3½ 2, 763
Salary range, \$1,880 to \$2,400; average, \$2,111.42—			
Junior pathologists.....	2 1, 930	1 2, 000	1½ 1, 969
Senior scientific aid.....			½ 2, 300
Salary range, \$1,680 to \$2,040; average, \$1,860—			
Scientific aid.....	1 1, 920	1 1, 920	1 1, 883
Salary range, \$1,500 to \$1,860; average, \$1,680—			
Assistant scientific aid.....	1 1, 560	1 1, 560	1 1, 553
Salary range, \$1,320 to \$1,680; average, \$1,500—			
Junior scientific aids.....	1½ 1, 320	½ 1, 320	
Per diem and other unclassified employees—			
Agents.....	5 910	4 838	1½ 917
Unskilled laborer.....	1 900	1 900	½ 900
Field assistant.....	1 1, 620	1 1, 620	½ 1, 620
Total average number of regular employees.....	22½	19½	16½
Total salaries and wages, regular employees.....	53, 020. 00	46, 560. 00	45, 502. 45
Temporary employees, at salaries ranging from \$550 to \$2,100 per year.....	11½	11½	16
Total salaries and wages, temporary employees.....	8, 650. 00	8, 650. 00	8, 053. 71
Total number of employees, field service.....	34½	31½	32½
Total salaries and wages, field service.....	61, 670. 00	55, 210. 00	53, 556. 16
The difference between 1927 and 1926 is due to increase in force, \$6,460.			
01 Total personal services.....	101, 565. 00	98, 837. 00	96, 558. 76
Supplies and materials:			
0200 Stationery and office supplies.....	835. 68	745. 00	567. 50
0220 Scientific and educational supplies.....	880. 00	898. 00	904. 21
0230 Fuel.....	75. 00	75. 00	63. 75
0250 Forage and other supplies for animals.....	300. 00	300. 00	164. 10
0280 Sundry supplies.....	2, 170. 00	3, 044. 06	2, 226. 30
0290 Materials.....	220. 00	220. 00	137. 83
02 Total supplies and materials.....	4, 480. 68	5, 282. 06	4, 063. 69
04 Subsistence and care of animals.....			21. 50
Communication service:			
0600 Telegraph service.....	150. 00	150. 00	66. 02
0610 Telephone service.....	125. 00	125. 00	339. 89
0620 Other communication service.....			4. 65
06 Total communication service.....	275. 00	275. 00	410. 56

Estimates of appropriations required for the service of the fiscal year ending June 30, 1927—Continued

General object (title of appropriation), date of acts, references to Statutes at Large, or to Revised Statutes, and estimated amount required for each detailed object				Total amount to be appropriated under each head of appropriation	Amount appropriated for the fiscal year ending June 30, 1926
<i>General Expenses, Bureau of Plant Industry—Continued.</i>					
	Estimated expenditures, 1927 appropriation	Estimated expenditures, 1926 appropriation	Expended and obligated, 1925		
Travel expenses:					
0615 Transportation.....	\$9,060.66	\$8,925.00	\$9,411.31		
0618 Subsistence.....	5,619.00	5,650.00	4,609.74		
06 Total travel expenses.....	14,669.66	14,575.00	14,021.05		
07 Transportation of things.....	665.00	665.00	727.74		
08 Photographing and photographs and prints.....	130.00	130.00	210.77		
10 Furnishing of heat, light, and power.....	1,800.00	1,800.00	1,775.14		
Rents:					
1100 Rent of buildings and structures.....	480.00	360.00	252.10		
1110 Other rents.....	1.00	1.00	479.64		
11 Total rents.....	481.00	361.00	731.74		
12 Repairs and alterations.....	704.00	700.00	704.54		
13 Special and miscellaneous current expenses.....	1,880.66	2,054.94	2,728.03		
Equipment:					
3000 Passenger-carrying vehicles.....	400.00	400.00	449.65		
3010 Furniture, furnishings, and fixtures.....	350.00	350.00	510.98		
3020 Educational, scientific, and recreational equipment.....	550.00	550.00	680.00		
3040 Livestock.....	1,500.00	1,500.00	2,110.50		
3050 Other equipment.....	1,500.00	1,500.00	3,651.13		
30 Total equipment.....	2,800.00	2,800.00	125,604.15		
Reserve.....		2,600.00			
Total.....	128,451.00	130,080.00			

For investigating the physiology of crop plants and for testing and breeding varieties thereof, [**\$72,582**] (*acts Apr. 18, 1900, vol. 31, pp. 135, 136, secs. 1-5; Aug. 24, 1912, vol. 37, pp. 506, 507, secs. 1-4; Feb. 10, 1925, vol. 43, pp. 830-833*).....

\$72,000.00

	Estimated expenditures, 1927 appropriation	Estimated expenditures, 1926 appropriation	Expended and obligated, 1925
Departmental service:			
Salaries—			
Professional and scientific service—			
Grade 5, \$5,200 to \$6,000; average, \$5,600—	<i>Average—</i>		<i>Average—</i>
Senior scientist.....	No. 1	Salary \$5,200	No. 1
Grade 4, \$3,800 to \$5,000; average, \$4,400—	<i>Average—</i>		<i>Average—</i>
Scientist.....	No. 1	Salary 4,400	No. 1
Grade 1, \$1,860 to \$2,400; average, \$2,111.42—	<i>Average—</i>		<i>Average—</i>
Junior librarian.....	No. 1	Salary 1,860	No. 1
Subprofessional service—			
Grade 2, \$1,140 to \$1,500; average, \$1,320—	<i>Average—</i>		<i>Average—</i>
Underscientific helper.....	No. 1	Salary 1,260	No. 1
Grade 1, \$900 to \$1,260; average, \$1,080—	<i>Average—</i>		<i>Average—</i>
Minor scientific helper.....	No. 1	Salary 1,223	No. 1
Clerical, administrative, and fiscal service—			
Grade 3, \$1,500 to \$1,860; average, \$1,680—	<i>Average—</i>		<i>Average—</i>
Assistant clerks.....	No. 2	Salary 1,650	No. 1
Custodial service—			
Grade 3, \$1,020 to \$1,260; average, \$1,140—	<i>Average—</i>		<i>Average—</i>
Messenger.....	No. 1	Salary 1,020	No. 1
Total average number of employees.....	4		4
Total salaries, departmental service.....	14,160.00	14,160.00	14,742.66
Field service:			
Salaries and wages—			
Salary range, \$3,800 to \$5,000; average, \$4,400—	<i>Average—</i>		<i>Average—</i>
Horticulturist.....	No. 1	Salary 4,000	No. 1
Agriculturist.....	No. 1	Salary 3,800	No. 1
Salary range, \$3,000 to \$3,600; average, \$3,300—	<i>Average—</i>		<i>Average—</i>
Associate physiologist.....	No. 1	Salary 3,000	No. 1
Associate horticulturist.....	No. 1	Salary 3,000	No. 1
Salary range, \$2,700 to \$3,300; average, \$3,000—	<i>Average—</i>		<i>Average—</i>
Assistant plant breeder.....	No. 1	Salary 2,700	No. 1
Chief scientific aid.....	No. 1	Salary 2,600	No. 1
Salary range, \$1,860 to \$2,400; average, \$2,111.42—	<i>Average—</i>		<i>Average—</i>
Junior horticulturist.....	No. 1	Salary 1,920	No. 1
Translator.....	No. 1	Salary 2,200	No. 1
Salary range, \$1,680 to \$2,040; average, \$1,860—	<i>Average—</i>		<i>Average—</i>
Clerk-stenographer.....	No. 1	Salary 1,800	No. 1

Estimates of appropriations required for the service of the fiscal year ending June 30, 1927—Continued

General object (title of appropriation), date of acts, references to Statutes at Large, or to Revised Statutes, and estimated amount required for each detailed object				Total amount to be appropriated under each head of appropriation	Amount appropriated for the fiscal year ending June 30, 1926
<i>General Expenses, Bureau of Plant Industry—Continued.</i>					
	Estimated expenditures, 1927 appropriation	Estimated expenditures, 1926 appropriation	Expended and obligated, 1925		
Field service—Continued.					
Salaries and wages—Continued.					
Salary range, \$1,320 to \$1,680; average, \$1,500—	Average— No. Salary	Average— No. Salary	Average— No. Salary		
Junior clerk-stenographer.....	1 \$1,320	1 \$1,320	1		
Per diem and other unclassified employees—					
Laborers.....	2 1,376	2 1,376	2 \$1,374		
Agent.....	1 1,080	1 1,080			
Total average number of regular employees.....	13	13	8½		
Total salaries and wages, regular employees.....	30,172.00	30,172.00	20,702.51		
Temporary employees, at salaries ranging from \$1 to \$2,500 per year.....	13	13	31		
Total salaries and wages, temporary employees.....	4,728.00	4,728.00	5,942.67		
Total number of employees, field service.....	26	26	39½		
Total salaries and wages, field service.....	34,900.00	34,900.00	26,645.18		
01 Total personal services.....	49,060.00	49,060.00	41,387.84		
Supplies and materials:					
0200 Stationery and office supplies.....	1,150.00	1,150.00	1,653.49		
0220 Scientific and educational supplies.....	475.00	475.00	1,504.94		
0230 Fuel.....			318.36		
0250 Forage and other supplies for animals.....	100.00	100.00			
0280 Sundry supplies.....	1,201.00	1,118.00	3,539.50		
0290 Materials.....	750.00	750.00	1,482.12		
02 Total supplies and materials.....	3,676.00	3,593.00	8,498.41		
04 Subsistence and care of animals and storage and care of vehicles.....	350.00	350.00			
Communication service:					
0500 Telegraph service.....	196.00	196.00	99.23		
0510 Telephone service.....	155.00	155.00	173.90		
0520 Other communication service.....	65.00	65.00	9.51		
05 Total communication service.....	416.00	416.00	282.64		
Travel expenses:					
0615 Transportation.....	6,300.00	6,300.00	4,701.67		
0616 Subsistence.....	4,700.00	4,700.00	2,920.82		
06 Total travel expenses.....	11,000.00	11,000.00	7,622.49		
07 Transportation of things.....	1,638.00	1,638.00	1,311.10		
Printing and binding:					
0820 Stenographic work, typewriting, multigraphing, and mimeographing.....	15.00	15.00	5.00		
0830 Photographing and photographs and prints.....			112.39		
08 Total printing and binding.....	15.00	15.00	117.39		
10 Furnishing of heat, light, and power.....	1,100.00	1,100.00	763.46		
Rents:					
1100 Rent of buildings and structures.....			120.00		
1110 Other rents.....	600.00	600.00	550.29		
11 Total rents.....	600.00	600.00	670.29		
12 Repairs and alterations.....	350.00	350.00	858.71		
13 Special and miscellaneous current expenses.....	2,350.00	1,565.00	2,647.33		
Equipment:					
3010 Furniture, furnishings, and fixtures.....	795.00	795.00	892.52		
3020 Educational, scientific, and recreational equipment.....	400.00	400.00	301.74		
3050 Other equipment.....	250.00	250.00	3,458.28		
30 Total equipment.....	1,445.00	1,445.00	4,652.54		
Structures and parts:					
3210 Other structures.....			131.59		
3220 Nonstructural improvements.....			980.00		
32 Total structures and parts.....			1,111.59		
Reserve.....		1,450.00			
Total.....	72,000.00	72,582.00	69,921.79		

Estimates of appropriations required for the service of the fiscal year ending June 30, 1927—Continued

General object (title of appropriation), date of acts, references to Statutes at Large, or to Revised Statutes, and estimated amount required for each detailed object	Total amount to be appropriated under each head of appropriation		Amount appropriated for the fiscal year ending June 30, 1926
General Expenses, Bureau of Plant Industry—Continued.			
For soil-bacteriology [and plant-nutrition] investigations, including the testing of samples, procured in the open market, of cultures for inoculating legumes, and if any such samples are found to be impure, nonviable, or misbranded, the results of the tests may be published, together with the names of the manufacturers and of the persons by whom the cultures were offered for sale, [\$52,235] (acts April 18, 1900, vol. 31, pp. 135, 136, secs. 1-5; Aug. 24, 1912, vol. 37, pp. 506, 507, secs. 1-4; Feb. 10, 1925, vol. 43, pp. 830-833)-----			
	\$33, 940. 00		
	Estimated expenditures, 1927 appropriation	Estimated expenditures, 1926 appropriation	Expended and obligated, 1925
Departmental service:			
Salaries—			
Professional and scientific service—			
Grade 5, \$5,200 to \$6,000; average, \$5,600—	Average—	Average—	Average—
Senior scientist.....	No. 1 Salary \$5,200	No. 1½ Salary \$5,240	No. 1½ Salary \$5,200
Grade 4, \$3,800 to \$5,000; average, \$4,400—			
Scientist.....	1 3,800	1 3,800	1 3,800
Grade 3, \$3,000 to \$3,600; average, \$3,300—			
Associate scientists.....	4 3,225	4½ 3,222	4½ 3,133
Grade 2, \$2,400 to \$3,000; average, \$2,700—			
Assistant scientists.....	1 2,400	3½ 2,571	2½ 2,539
Grade 1, \$1,860 to \$2,400; average, \$2,111.42—			
Junior scientists.....	1 2,300	1 2,300	1½ 2,253
Subprofessional service—			
Grade 4, \$1,500 to \$1,860; average, \$1,680—			
Assistant scientific aid.....			½ 1,860
Grade 2, \$1,140 to \$1,500; average, \$1,320—			
Under scientific helper.....	1 1,380	1 1,380	1 1,343
Grade 1, \$900 to \$1,260; average, \$1,080—			
Minor scientific helper.....			½ 960
Total average number of employees.....	8	12	12½
Total salaries, departmental service.....	24,230.00	37,580.00	37,204.17
The difference between 1927 and 1926 is due to transfer of plant nutrition salaries to tobacco investigations, \$13,350.			
Field service:			
Salaries and wages—			
Salary range, \$1,680 to \$2,040; average, \$1,860—			
Scientific aid.....		1 1,800.00	1 1,763.00
Total average number of regular employees.....		1	1
Total salaries and wages, regular employees.....		1,800.00	1,762.50
Temporary employees, at salaries ranging from \$620 to \$780 per year.....			
Total salaries and wages, temporary employees.....	2 1,240.00	5 2,440.00	5 2,597.69
Total number of employees, field service.....	2	6	6
Total salaries and wages, field service.....	1,240.00	4,240.00	4,360.19
The difference between 1927 and 1926 is due to transfer of plant nutrition salaries and wages to tobacco investigations, \$3,000.			
01 Total personal services.....	25,470.00	41,820.00	41,564.36
Supplies and materials:			
0200 Stationery and office supplies.....	500.00	500.00	2,018.72
0220 Scientific and educational supplies.....	750.00	750.00	788.13
0230 Fuel.....			.36
0280 Sundry supplies.....	2,275.00	2,275.00	2,441.03
0290 Materials.....	225.00	225.00	286.96
02 Total supplies and materials.....	3,750.00	3,750.00	5,535.20
Communication service:			
0500 Telegraph service.....	20.00	20.00	.81
0510 Telephone service.....	80.00	80.00	67.22
05 Total communication service.....	100.00	100.00	68.03
Travel expenses:			
0615 Transportation.....	700.00	1,325.00	828.16
0616 Subsistence.....	350.00	425.00	94.10
06 Total travel expenses.....	1,050.00	1,750.00	922.26
07 Transportation of things.....	250.00	250.00	167.82
Printing and binding:			
0820 Stenographic work, typewriting, multigraphing, and mimeographing.....	20.00	10.00	
0830 Photographing and making photos and prints.....	165.00	165.00	1.15
08 Total printing and binding.....	185.00	175.00	1.15
10 Furnishing of heat, light, and power.....	40.00	140.00	319.19
12 Repairs and alterations.....	450.00	450.00	233.01
13 Special and miscellaneous current expenses.....	2,100.00	2,155.00	2,331.33
Equipment:			
3010 Furniture, furnishings, and fixtures.....	200.00	200.00	183.69
3020 Educational, scientific, and recreational equipment.....	110.00	145.00	127.95
3050 Other equipment.....	235.00	250.00	248.65
30 Total equipment.....	545.00	595.00	560.29
Reserve.....		1,050.00	
Total.....	33,940.00	52,235.00	51,707.64

Estimates of appropriations required for the service of the fiscal year ending June 30, 1927—Continued

General object (title of appropriation), date of acts, references to Statutes at Large, or to Revised Statutes, and estimated amount required for each detailed object	Total amount to be appropriated under each head of appropriation	Amount appropriated for the fiscal year ending June 30, 1926
<i>General Expenses, Bureau of Plant Industry—Continued.</i> For soil-fertility investigations into organic causes of infertility and remedial measures, maintenance of productivity, properties, and composition of soil humus, and the transformation and formation of soil humus by soil organisms, [\$49,040] (acts Apr. 18; 1900, vol. 31, pp. 135, 136, secs. 1-5; Aug. 24, 1912, vol. 37, pp. 506, 507, secs. 1-4; Feb. 10, 1925, vol. 43, pp. 830-835)-----		
	\$52, 000. 00	

Estimates of appropriations required for the service of the fiscal year ending June 30, 1927—Continued

General object (title of appropriation), date of acts, references to Statutes at Large, or to Revised Statutes, and estimated amount required for each detailed object	Total amount to be appropriated under each head of appropriation		Amount appropriated for the fiscal year ending June 30, 1926
General Expenses, Bureau of Plant Industry—Continued.			
For acclimatization and adaptation investigations of cotton, corn, and other crops introduced from tropical regions, and for the improvement of cotton and other fiber plants by cultural methods, breeding, and selection, and for determining the feasibility of increasing the production of hard fibers outside of the continental United States, [\$197,658] \$194,920: Provided , That not more than \$7,500 of this sum may be used for experiments in cottonseed interbreeding: <i>Provided further</i> , That of this sum \$50,000 may be used for explorations, research, and field experiments relating to potential rubber-producing plants (<i>acts Apr. 18; 1900, vol. 31, pp. 135, 136, secs. 1-5; Aug. 24, 1912, vol. 37, pp. 506, 507, secs. 1-4; Feb. 10, 1925, vol. 43, pp. 830-833</i>)-----			
	\$194, 920. 00		
	Estimated expenditures, 1927 appropriation	Estimated expenditures, 1926 appropriation	Expended and obligated, 1925
Departmental service:			
Salaries—			
Professional and scientific service—	Average—	Average—	Average—
Grade 5, \$5,200 to \$6,000; average, \$5,600—	No. 1 Salary \$5,200	No. 1 Salary \$5,200	No. 1 Salary \$5,200
Senior scientist.....	1	1	1
Grade 4, \$3,800 to \$5,000; average, \$4,400—	3 4, 133	3 4, 133	3 4, 017
Scientists.....			
Grade 3, \$3,000 to \$3,600; average, \$3,300—	1 3, 000	1 3, 000	1 3, 150
Associate scientist.....			
Grade 2, \$2,400 to \$3,000; average, \$2,700—	1 2, 400	1 2, 400	1 2, 700
Assistant scientist.....			
Subprofessional service—			
Grade 8, \$2,400 to \$3,000; average, \$2,700—	1 2, 800	1 2, 800	1 2, 738
Chief scientific aid.....			
Grade 6, \$1,860 to \$2,400; average, \$2,111.42—	2 2, 150	2 2, 150	2 2, 119
Senior scientific aids.....			
Grade 4, \$1,500 to \$1,860; average, \$1,680—	1 1, 500	1 1, 500	1 1, 500
Assistant scientific aids.....			
Clerical, administrative, and fiscal service—			
Grade 7, \$2,400 to \$3,000; average, \$2,700—			1 2, 700
Junior administrative assistant.....			
Grade 6, \$2,100 to \$2,700; average, \$2,400—	1 2, 500	1 2, 500	1 2, 450
Principal clerk.....			
Grade 4, \$1,680 to \$2,040; average, \$1,860—	1 1, 680	2 1, 680	1 1, 759
Clerk-stenographers.....			
Grade 3, \$1,500 to \$1,860; average, \$1,680—	3 1, 500	3 1, 500	1 1, 569
Assistant clerk-stenographers.....			
Grade 2, \$1,320 to \$1,680; average, \$1,500—	1 1, 360	1 1, 360	1 1, 324
Junior clerks.....			
Grade 1, \$1,140 to \$1,500; average, \$1,320—	1 1, 380	1 1, 380	1 1, 380
Underoperative.....			
Total average number of employees.....	16 1/2	17 1/2	15 1/2
Total salaries, departmental service.....	40, 479. 00	42, 159. 00	41, 020. 33
The difference between 1927 and 1926 is due to decrease in force, \$1,680.			
Field service:			
Salaries and wages—			
Salary range, \$3,800 to \$5,000; average, \$4,400—			1 4, 000
Physiologist.....			
Salary range, \$3,000 to \$3,600; average, \$3,300—	2 3, 300	2 3, 300	1 3, 126
Associate technologists.....			
Associate agronomists.....	2 3, 000	2 3, 000	2 3, 000
Salary range, \$2,400 to \$3,000; average, \$2,700—			
Assistant botanist.....			1 2, 400
Assistant horticulturist.....	1 2, 800	1 2, 800	1 2, 800
Assistant agronomists.....	4 2, 450	4 2, 450	4 2, 410
Assistant pomologist.....	1 2, 400	1 2, 400	1 2, 400
Assistant in plant nutrition.....	1 2, 400	1 2, 400	1 2, 400
Chief scientific aid.....			1 2, 500
Field assistant in rubber investigations.....			1 2, 400
Salary range, \$1,860 to \$2,400; average, \$2,111.42—	3 2, 087	2 2, 100	2 2, 138
Junior agronomists.....	1 1, 860	1 1, 860	1 1, 860
Junior pomologist.....	1 1, 860	1 1, 860	1 1, 860
Junior plant breeder.....	6 2, 013	5 2, 018	4 2, 003
Senior scientific aids.....	6 1, 610	6 1, 610	6 1, 568
Assistant scientific aids.....	4 1, 875	3 1, 878	2 1, 913
Per diem and other unclassified employees—	17 1, 069	17 1, 069	9 1, 058
Agents.....			
Laborers.....			
Total average number of regular employees.....	50	49	35 1/2
Total salaries and wages, regular employees.....	90, 395. 00	88, 665. 00	87, 945. 92
Temporary employees at salaries ranging from \$720 to \$2,500 per year.....	19	19	35
Total salaries and wages, temporary employees.....	8, 150. 00	8, 150. 00	18, 198. 35
Total number of employees, field service.....	69	68	70 1/2
Total salaries and wages, field service.....	98, 545. 00	96, 815. 00	86, 144. 27
The difference between 1927 and 1926 is due to increase in force, \$1,730.			
01 Total personal services.....	139, 024. 00	138, 974. 00	127, 164. 60

Estimates of appropriations required for the service of the fiscal year ending June 30, 1927—Continued

General object (title of appropriation), date of acts, references to Statutes at Large, or to Revised Statutes, and estimated amount required for each detailed object				Total amount to be appropriated under each head of appropriation	Amount appropriated for the fiscal year ending June 30, 1926
<i>General Expenses, Bureau of Plant Industry—Continued.</i>					
	Estimated expenditures, 1927 appropriation	Estimated expenditures, 1926 appropriation	Expended and obligated, 1925		
Supplies and materials:					
0200 Stationery and office supplies.....	\$1,705.00	\$1,705.00	\$1,688.63		
0220 Scientific and educational supplies.....	1,550.00	1,550.00	1,470.25		
0230 Fuel.....	475.00	475.00	519.45		
0250 Forage and other supplies for animals.....	410.00	410.00	383.87		
0280 Sundry supplies.....	2,425.00	2,425.00	2,337.14		
0290 Materials.....	1,800.00	1,800.00	1,634.62		
02 Total supplies and materials.....	8,365.00	8,365.00	8,033.96		
04 Subsistence and care of animals and storage and care of vehicles.....			3.50		
Communication service:					
0500 Telegraph service.....	410.00	410.00	358.75		
0510 Telephone service.....	455.00	455.00	425.28		
0520 Other communication service.....	30.00	30.00	11.53		
05 Total communication service.....	895.00	895.00	795.56		
Travel expenses:					
0615 Transportation.....	15,550.00	15,550.00	15,266.03		
0616 Subsistence.....	10,500.00	10,500.00	9,948.23		
06 Total travel expenses.....	26,050.00	26,050.00	25,214.26		
07 Transportation of things.....	2,350.00	2,350.00	2,371.80		
08 Printing, engraving, and lithographing.....	75.00	75.00	56.66		
09 Advertising and publishing of notices.....			1.69		
10 Furnishing of heat, light, and power.....	1,650.00	1,650.00	1,580.96		
Rents:					
1100 Rent of buildings and structures.....	15.00	15.00	15.00		
1110 Other rents.....	275.00	275.00	202.70		
11 Total rents.....	290.00	290.00	217.70		
12 Repairs and alterations.....	2,900.00	3,000.00	5,050.70		
13 Special and miscellaneous current expenses.....	2,616.00	1,384.00	8,940.06		
Equipment:					
3010 Furniture, furnishings, and fixtures.....	1,475.00	1,475.00	1,416.00		
3020 Educational, scientific, and recreational equipment.....	360.00	360.00	307.04		
3040 Live stock.....			150.00		
3050 Other equipment.....	4,500.00	4,260.00	3,832.80		
30 Total equipment.....	6,335.00	6,085.00	5,705.84		
Structures and parts:					
3210 Other structures.....	4,305.00	4,525.00	7,053.25		
3220 Nonstructural improvements.....	65.00	65.00	175.93		
32 Total structures and parts.....	4,370.00	4,590.00	7,229.18		
Reserve.....		3,950.00			
Total.....	194,920.00	197,658.00	192,366.47		

For the investigation, testing, and improvement of plants yielding drugs, spices, poisons, oils, and related products and by-products and for general physiological and fermentation investigations, [**\$46,992**] (acts Apr. 18, 1900, vol. 31, pp. 135, 136, secs. 1-5; Aug. 24, 1912, vol. 37, pp. 506, 507, secs. 1-4; Feb. 10, 1925, vol. 43, pp. 830-833).....

\$46,412.00

	Estimated expenditures, 1927 appropriation	Estimated expenditures, 1926 appropriation	Expended and obligated, 1925
Departmental service:			
Salaries—			
Professional and scientific service—			
Grade 5, \$5,200 to \$6,000; average, \$5,600—	Average—	Average—	Average—
Senior scientists.....	No. Salary	No. Salary	No. Salary
Grade 4, \$3,800 to \$5,000; average, \$4,400—	1 \$5,200	1½ \$5,564	1½ \$5,200
Scientists.....	1 3,800	2 3,800	1½ 3,800
Grade 3, \$3,000 to \$3,600; average, \$3,300—			
Associate scientists.....	4 3,175	4 3,175	3½ 3,090
Grade 2, \$2,400 to \$3,000; average, \$2,700—			
Assistant scientists.....	2½ 2,889	2½ 2,889	2½ 2,748
Grade 1, \$1,860 to \$2,400; average, \$2,111.42—			
Junior scientists.....	1 2,200	1½ 2,089	1 2,200
Clerical, administrative, and fiscal service—			
Grade 6, \$2,100 to \$2,700; average, \$2,400—			
Principal clerk.....			1½ 2,100
Grade 4, \$1,680 to \$2,040; average, \$1,860—			
Clerk.....			1½ 1,680
Total average number of employees.....	9½	11½	9½
Total salaries, departmental service.....	30,160.00	39,198.00	29,950.27
The difference between 1927 and 1926 is due to decrease in force, \$9,038.			

Estimates of appropriations required for the service of the fiscal year ending June 30, 1927—Continued

General object (title of appropriation), date of acts, references to Statutes at Large, or to Revised Statutes, and estimated amount required for each detailed object	Total amount to be appropriated under each head of appropriation	Amount appropriated for the fiscal year ending June 30, 1926
--	--	--

General Expenses, Bureau of Plant Industry—Continued.

	Estimated expenditures, 1927 appropriation	Estimated expenditures, 1926 appropriation	Expended and obligated, 1926
Field service:			
Salaries and wages—			
Temporary employees at salaries ranging from \$12 to \$300 per year.	Average— No. 8 Salary \$1,808.00	Average— No. 8 Salary \$1,808.00	Average— No. 8 Salary \$1,576.94
Total salaries and wages, temporary employees.....	8	8	8
Total number of employees, field service.....	1,808.00	1,808.00	1,576.94
Total salaries and wages, field service.....	31,968.00	41,006.00	31,527.21
Total personal services.....			
Supplies and materials:			
0200 Stationery and office supplies.....	500.00	70.00	262.29
0220 Scientific and educational supplies.....	2,300.00	600.00	259.51
0230 Fuel.....			4.92
0280 Sundry supplies.....	937.00	503.00	348.06
0290 Materials.....	1,000.00	400.00	49.20
02 Total supplies and materials.....	4,737.00	1,573.00	923.98
04 Subsistence and care of animals and storage and care of vehicles.....	75.00	75.00	
Communication service:			
0600 Telegraph service.....	300.00	75.00	28.16
0610 Telephone service.....	150.00	65.00	94.08
06 Total communication service.....	450.00	140.00	122.24
0615 Transportation.....	3,800.00	1,237.00	1,194.26
0616 Subsistence.....	3,570.00	1,187.00	444.73
06 Total travel expenses.....	7,370.00	2,424.00	1,638.99
07 Transportation of things.....	250.00	150.00	318.60
08 Photographing and photographs and prints.....	80.00	80.00	27.70
10 Furnishing of heat, light, and power.....			11.70
12 Repairs and alterations.....	450.00	150.00	140.33
13 Special and miscellaneous current expenses.....	612.00	329.00	967.04
Equipment:			
3010 Furniture, furnishings, and fixtures.....	170.00	25.00	169.50
3020 Educational, scientific, and recreational equipment.....			104.94
3050 Other equipment.....	250.00	100.00	912.19
30 Total equipment.....	420.00	125.00	1,186.63
Reserve.....		940.00	
Total.....	46,412.00	46,992.00	36,854.42

For crop technological investigations, including the study of plant-infesting nematodes (*acts Apr. 18, 1900, vol. 31, pp. 135, 136, secs. 1-5; Aug. 24, 1912, vol. 37, pp. 506, 507, secs. 1-4; Feb. 10, 1925, vol. 43, pp. 830-833*).....

\$49,420.00

	Estimated expenditures, 1927 appropriation	Estimated expenditures, 1926 appropriation	Expended and obligated, 1925
Departmental service:			
Salaries—			
Professional and scientific service—			
Grade 5, \$5,200 to \$6,000; average, \$5,600—	Average— No. 1 Salary \$5,200	Average— No. 1 Salary \$5,200	Average— No. 1 Salary \$5,200
Senior scientist.....	1	1	1
Grade 4, \$3,800 to \$5,000; average, \$4,400—	1 3,800	1 3,800	1 3,800
Scientist.....			
Grade 3, \$3,000 to \$3,600; average, \$3,300—			1 3,038
Associate scientist.....			
Grade 2, \$2,400 to \$3,000; average, \$2,700—	1 2,674	1 2,674	1 2,738
Assistant scientists.....			
Grade 1, \$1,860 to \$2,400; average, \$2,111.42—	4 1,890	5 1,884	4 1,860
Junior scientists.....			
Subprofessional service—			
Grade 7, \$2,100 to \$2,700; average, \$2,400—			1 2,300
Principal scientific assistant.....			
Grade 6, \$1,860 to \$2,400; average, \$2,111.42—	1 2,300	1 2,300	1 2,200
Senior scientific aid.....			
Grade 5, \$1,680 to \$2,040; average, \$1,860—	1 2,040	1 2,040	1 1,908
Laboratory mechanic.....			
Grade 3, \$1,320 to \$1,860; average, \$1,500—	5 1,368	5 1,368	5 1,344
Junior scientific aids.....			
Clerical, administrative, and fiscal service—			
Grade 5, \$1,860 to \$2,400; average, \$2,111.42—	1 1,860	1 1,860	1 1,860
Senior clerk.....			
Grade 4, \$1,680 to \$2,040; average, \$1,860—			1 1,680
Clerk.....			

Estimates of appropriations required for the service of the fiscal year ending June 30, 1927—Continued

General object (title of appropriation), date of acts, references to Statutes at Large, or to Revised Statutes, and estimated amount required for each detailed object				Total amount to be appropriated under each head of appropriation	Amount appropriated for the fiscal year ending June 30, 1926
<i>General Expenses, Bureau of Plant Industry—Continued.</i>					
	Estimated expenditures, 1927 appropriation	Estimated expenditures, 1926 appropriation	Expended and obligated, 1925		
Departmental service—Continued.					
Salaries—Continued.					
Clerical, administrative, and fiscal service—Con.	Average—	Average—	Average—		
Grade 3, \$1,500 to \$1,860; average, \$1,680—	No. Salary	No. Salary	No. Salary		
Assistant clerk	1 1,500	1 1,500	1 1,500		
Grade 2, \$1,320 to \$1,680; average, \$1,500—					
Junior clerk	1 1,440	1 1,440	1 1,440		
Total average number of employees	15 1/2	16 1/2	16 1/2		
Total salaries, departmental service	32,895.00	34,755.00	36,230.07		
The difference between 1927 and 1926 is due to decrease in force, \$1,860.					
Field service:					
Salaries and wages—					
Salary range, \$3,000 to \$3,600; average, \$3,300—					
Associate nematologist	1 3,100	1 3,100			
Salary range, \$2,400 to \$3,000; average, \$2,700—					
Assistant nematologist	1 2,600	1 2,600			
Salary range, \$1,140 to \$1,500; average, \$1,320—					
Under scientific helper	1 1,140	1 1,140	1 1,140		
Total average number of regular employees	3	3	1 1/2		
Total salaries and wages, regular employees	6,840.00	6,840.00	342.04		
Temporary employees, at salaries ranging from \$360 to \$1,080 per year	6	6	9		
Total salaries and wages, temporary employees	1,485.00	1,485.00	2,887.10		
Total number of employees, field service	9	9	9 1/2		
Total salaries and wages, field service	8,325.00	8,325.00	3,229.14		
01 Total personal services	41,220.00	43,080.00	39,459.21		
Supplies and materials:					
0200 Stationery and office supplies	200.00	200.00	181.28		
0220 Scientific and educational supplies	425.00	285.00	423.80		
0280 Sundry supplies	850.00	250.00	852.36		
0290 Materials	50.00	50.00	2.15		
02 Total supplies and materials	1,525.00	785.00	1,459.59		
Communication service:					
0500 Telegraph service	54.00	44.00	9.33		
0510 Telephone service	136.00	145.00	116.93		
0520 Other communication service			.70		
05 Total communication service	190.00	189.00	126.96		
Travel expenses:					
0615 Transportation	1,700.00	1,545.00	1,678.65		
0616 Subsistence	2,110.00	1,644.00	1,506.91		
06 Total travel expenses	3,810.00	3,189.00	3,185.56		
07 Transportation of things	220.00	150.00	188.01		
Printing and binding:					
0800 Printing and binding		25.00			
0820 Stenographic work, typewriting, multigraphing and mimeographing	15.00	15.00	13.80		
0830 Photographing and photographs and prints	55.00	55.00	18.15		
08 Total printing and binding	70.00	95.00	31.95		
10 Furnishing of heat, light, and power	35.00	35.00	25.82		
12 Repairs and alterations	385.00	375.00	383.77		
13 Special and miscellaneous current expenses	1,325.00	275.00	1,326.68		
Equipment:					
3010 Furniture, furnishings, and fixtures	65.00	65.00	68.79		
3020 Educational, scientific and recreational equipment	425.00	115.00	419.60		
3040 Livestock			10.55		
3050 Other equipment	150.00	77.00	150.25		
30 Total equipment	640.00	257.00	649.19		
Reserve		990.00			
Total	49,420.00	49,420.00	46,836.74		

Estimates of appropriations required for the service of the fiscal year ending June 30, 1927—Continued

General object (title of appropriation), date of acts, references to Statutes at Large, or to Revised Statutes, and estimated amount required for each detailed object	Total amount to be appropriated under each head of appropriation	Amount appropriated for the fiscal year ending June 30, 1926
General Expenses, Bureau of Plant Industry—Continued.		
For studying and testing commercial seeds, including the testing of samples of seeds of grasses, clover, or alfalfa, and lawn-grass seeds secured in the open market, and where such samples are found to be adulterated or misbranded the results of the tests shall be published, together with the names of the persons by whom the seeds were offered for sale, and for carrying out the provisions of the act approved August 24, 1912, entitled "An act to regulate foreign commerce by prohibiting the admission into the United States of certain adulterated grain and seeds unfit for seeding purposes" (Thirty-seventh Statutes at Large, page 506), [\$58,230] \$57,298: Provided, That not to exceed \$250 of this amount may be used for meeting the share of the United States in the expenses of the International Seed Testing Congress in carrying out plans for correlating the work of the various adhering governments on problems relating to seed analysis or other subjects which the congress may determine to be necessary in the interest of international seed trade (<i>acts Apr. 18, 1900, vol. 31, pp. 135, 136, secs. 1-5; Aug. 24, 1912, vol. 37, pp. 506, 507, secs. 1-4; Feb. 10, 1925, vol. 43, pp. 830-833</i>)		
	\$57,298.00	

Estimates of appropriations required for the service of the fiscal year ending June 30, 1927—Continued

General object (title of appropriation), date of acts, references to Statutes at Large, or to Revised Statutes, and estimated amount required for each detailed object	Total amount to be appropriated under each head of appropriation	Amount appropriated for the fiscal year ending June 30, 1926
--	--	--

General Expenses, Bureau of Plant Industry—Continued.

	Estimated expenditures, 1927 appropriation	Estimated expenditures, 1926 appropriation	Expended and obligated, 1925
Printing and binding:			
0820 Stenographic work, typewriting, multigraphing, and mimeographing.....	\$40.00	\$40.00	
0830 Photographing and photographs and prints.....	60.00	60.00	\$35.54
08 Total printing and binding.....	100.00	100.00	35.54
11 Rents.....	648.00	648.00	592.50
12 Repairs and alterations.....	600.00	600.00	510.02
13 Special and miscellaneous current expenses.....	250.00	250.00	1,392.65
Equipment:			
3010 Furniture, furnishings, and fixtures.....	300.00		730.98
3020 Educational, scientific, and recreational equipment.....	998.00		1,012.00
3050 Other equipment.....	200.00		374.28
30 Total equipment.....	1,498.00		2,117.26
Reserve.....		1,160.00	
Total.....	57,298.00	58,230.00	55,060.74

For the investigation and improvement of cereals, including corn, and methods of cereal production, and for the study and control of cereal diseases, including barberry eradication, and for the investigation of the cultivation and breeding of flax for seed purposes, including a study of flax diseases, and for the investigation and improvement of broomcorn and methods of broomcorn production, **[\$699,340]** **\$615,000: Provided, That [\$375,000] \$300,000** shall be set aside for the location of and destruction of the barberry bushes and other vegetation from which rust spores originate: *Provided further, That \$75,000 of this amount shall be available for expenditure only when an equal amount shall have been appropriated, subscribed, or contributed by States, counties, or local authorities, or by individuals or organizations, for the accomplishment of such purposes (acts Apr. 18, 1900, vol. 31, pp. 135, 136, secs. 1-5; Aug. 24, 1912, vol. 37, pp. 506, 507, secs. 1-4; Feb. 10, 1925, vol. 43, pp. 830-833)*.....

\$615,000.00

	Estimated expenditures, 1927 appropriation	Estimated expenditures, 1926 appropriation	Expended and obligated, 1925
Departmental service:			
Salaries—			
Professional and scientific service—			
Grade 5, \$5,200 to \$6,000; average, \$5,600—			
Senior scientist.....	Average— No. 3 Salary \$5,333	Average— No. 3 Salary \$5,333	Average— No. 3 Salary \$5,200
Grade 4, \$3,800 to \$5,000; average, \$4,400—			
Scientists.....	8 4,275	8 4,275	8 3,978
Grade 3, \$3,000 to \$3,600; average, \$3,300—			
Associate scientists.....	12½ 3,186	12½ 3,186	13½ 3,058
Grade 2, \$2,400 to \$3,000; average, \$2,700—			
Assistant scientists.....	4½ 2,719	4½ 2,719	6½ 2,605
Grade 1, \$1,860 to \$2,400; average, \$2,111.42—			
Junior scientist.....		1 1,860	1 1,860
Subprofessional service—			
Grade 6, \$1,860 to \$2,400; average, \$2,111.42—			
Senior scientific aid.....	1 2,100	1 2,100	1 2,100
Grade 5, \$1,680 to \$2,040; average, \$1,860—			
Scientific aid.....	1 1,860	1 1,860	1 1,763
Grade 4, \$1,500 to \$1,860; average, \$1,680—			
Assistant scientific aid.....			½ 1,500
Grade 2, \$1,140 to \$1,500; average, \$1,320—			
Underscientific helpers.....	1½ 1,326	1½ 1,326	½ 1,155
Grade 1, \$900 to \$1,260; average, \$1,080—			
Minor scientific helper.....			½ 1,260
Clerical, administrative, and fiscal service—			
Grade 7, \$2,400 to \$3,000; average, \$2,700—			
Junior administrative assistant.....	1 2,800	1 2,800	1 2,738
Grade 5, \$1,860 to \$2,400; average, \$2,111.42—			
Senior clerk.....	1 2,200	1 2,200	1 2,138
Senior photographer.....	1 2,300	1 2,300	½ 2,300
Grade 4, \$1,680 to \$2,040; average, \$1,860—			
Clerks.....	½ 1,876	1½ 1,876	3½ 1,767
Grade 3, \$1,500 to \$1,860; average, \$1,680—			
Assistant clerks.....	4½ 1,590	4½ 1,590	6½ 1,544
Grade 2, \$1,320 to \$1,680; average, \$1,500—			
Junior clerk.....	1 1,440	1 1,440	½ 1,376
Grade 1, \$1,140 to \$1,500; average, \$1,320—			
Under photographer.....			1 1,223
Total average number of employees.....	42½	43½	48½
Total salaries, departmental service.....	127,940.00	129,800.00	136,671.89
The difference between 1927 and 1926 is due to decrease in force, \$1,860.			

Estimates of appropriations required for the service of the fiscal year ending June 30, 1927—Continued

General object (title of appropriation), date of acts, references to Statutes at Large, or to Revised Statutes, and estimated amount required for each detailed object

Total amount to be appropriated under each head of appropriation

Amount appropriated for the fiscal year ending June 30, 1926

General Expenses, Bureau of Plant Industry—Continued.

	Estimated expenditures, 1927 appropriation	Estimated expenditures, 1926 appropriation	Expended and obligated, 1925
Field service:			
Salaries and wages—			
Salary range, \$3,800 to \$5,000; average, \$4,400—			
Pathologists.....	Average— No. 1½ Salary \$3,973	Average— No. 1½ Salary \$3,973	Average— No. 1½ Salary \$4,000
Agronomists.....	1½ 4,126	1½ 4,126	1½ 3,897
Salary range, \$3,000 to \$3,600; average, \$3,300—			
Associate pathologists.....	15 3,080	15 3,080	12½ 3,058
Associate agronomists.....	8 3,075	8 3,075	6 3,083
Associate cytologist.....	1 3,000	1 3,000	1 3,000
Salary range, \$2,400 to \$3,000; average, \$2,700—			
Assistant pathologists.....	11 2,655	11½ 2,632	12½ 2,619
Assistant agronomists.....	8½ 2,529	8½ 2,529	8½ 2,582
Assistant horticulturist.....	1 2,400	1 2,400	
Salary range, \$1,860 to \$2,400; average, \$2,111.42—			
Junior agronomists.....	4 2,005	4 2,005	2½ 2,060
Salary range, \$1,500 to \$1,860; average, \$1,680—			
Assistant scientific aid.....	1 1,740	1 1,740	
Assistant clerks.....	8 1,515	8 1,515	7 1,502
Salary range, \$1,320 to \$1,680; average, \$1,500—			
Junior clerk-stenographer.....	2 1,320	2 1,320	1 1,320
Per diem and other unclassified employees—			
Agents.....	35 1,306	35 1,306	35½ 1,320
Unskilled laborers.....	8 1,115	10 1,084	8½ 1,097
Total average number of regular employees.....	105½	108½	97½
Total salaries and wages, regular employees.....	219,235.00	222,005.00	197,911.92
Temporary employees at salaries ranging from \$1 to \$3,000 per year.....	255	343	384
Total salaries and wages, temporary employees.....	78,780.00	113,560.00	116,859.11
Total number of employees, field service.....	360½	451½	481½
Total salaries and wages, field service.....	298,015.00	335,565.00	314,771.03
The difference between 1927 and 1926 is due to decrease in force, \$37,550.			
01 Total personal services.....	425,955.00	465,365.00	451,442.92
Supplies and materials:			
0200 Stationery and office supplies.....	5,000.00	5,000.00	4,402.42
0220 Scientific and educational supplies.....	1,500.00	1,600.00	2,897.41
0230 Fuel.....	400.00	400.00	943.41
0250 Forage and other supplies for animals.....	100.00	100.00	317.03
0280 Sundry supplies.....	7,580.00	9,000.00	7,688.21
0290 Materials.....	300.00	300.00	176.01
02 Total supplies and materials.....	14,880.00	16,300.00	16,424.49
04 Subsistence and care of animals and storage and care of vehicles.....	700.00	700.00	556.01
Communication service:			
0500 Telegraph service.....	700.00	700.00	673.06
0510 Telephone service.....	600.00	600.00	811.23
0520 Other communication service.....	50.00	50.00	12.55
05 Total communication service.....	1,350.00	1,350.00	1,496.84
Travel expenses:			
0615 Transportation.....	66,405.00	76,000.00	76,475.39
0616 Subsistence.....	77,896.00	96,871.00	96,487.69
06 Total travel expenses.....	144,301.00	172,871.00	174,963.08
07 Transportation of things.....	1,300.00	1,500.00	2,874.59
Printing and binding:			
0800 Printing and binding.....			6.29
0810 Lithographing, engraving, and engrossing.....			17.51
0820 Stenographic work, typewriting, multigraphing, and mimeographing.....	150.00	150.00	109.33
0830 Photographing and photographs and prints.....	700.00	700.00	1,203.85
08 Total printing and binding.....	850.00	850.00	1,336.98
09 Advertising and publishing of notices.....			.30
10 Furnishing of heat, light, and power.....	400.00	400.00	387.93
Rents:			
1100 Rent of buildings and structures.....		13.00	228.00
1110 Other rents.....	1.00	1.00	185.81
11 Total rents.....	1.00	14.00	413.81
12 Repairs and alterations.....	4,000.00	4,000.00	7,689.43
13 Special and miscellaneous current expenses.....	6,513.00	6,500.00	8,800.07
Equipment:			
3010 Furniture, furnishings, and fixtures.....	1,000.00	1,000.00	1,574.96
3020 Educational, scientific, and recreational equipment.....	1,000.00	1,000.00	821.58
3050 Other equipment.....	12,750.00	13,500.00	15,481.41
30 Total equipment.....	14,750.00	15,500.00	17,877.95
32 Structures and parts.....			12.75
Reserve.....		13,990.00	
Total.....	615,000.00	699,340.00	684,277.15

Estimates of appropriations required for the service of the fiscal year ending June 30, 1927—Continued

General object (title of appropriation), date of acts, references to Statutes at Large, or to Revised Statutes, and estimated amount required for each detailed object	Total amount to be appropriated under each head of appropriation		Amount appropriated for the fiscal year ending June 30, 1926
General Expenses, Bureau of Plant Industry—Continued. For the investigation and improvement of tobacco and the methods of tobacco production and handling, and for plant-nutrition investigations, [\$50,220] (acts Apr. 18, 1900, vol. 31, pp. 135, 136, secs. 1-5; Aug. 24, 1912, vol. 37, pp. 506, 507, secs. 1-4; Feb. 10, 1925, vol. 43, pp. 830-833)			
	\$67,000.00		
	Estimated expenditures, 1927 appropriation	Estimated expenditures, 1926 appropriation	Expended and obligated, 1925
Departmental service:			
Salaries—			
Professional and scientific service—	<i>Average—</i>	<i>Average—</i>	<i>Average—</i>
Grade 5, \$5,200 to \$6,000; average, \$5,600—	No. Salary	No. Salary	No. Salary
Senior scientist.....	1 \$5,400	1 \$5,400	1 \$5,200
Grade 4, \$3,800 to \$5,000; average, \$4,400—			
Scientist.....	1 3,800		
Grade 3, \$3,000 to \$3,600; average, \$3,300—			
Associate scientist.....	1 3,200	1 3,200	1 3,000
Grade 2, \$2,400 to \$3,000; average, \$2,700—			
Assistant scientists.....	4 2,575	1 2,467	1 2,400
Subprofessional service—			
Grade 2, \$1,140 to \$1,500; average, \$1,320—			
Underscientific helpers.....	1 1,140	1 1,140	1 1,140
Clerical, administrative, and fiscal service—			
Grade 8, \$2,700 to \$3,300; average, \$3,000—			
Administrative assistants.....	1 2,700	1 2,700	
Associate editor.....	1 3,200	1 3,200	
Total average number of employees.....	7 1/2	3 1/2	3
Total salaries, departmental service.....	23,485.00	10,135.00	9,209.17
The difference between 1927 and 1926 is due to transfer of plant nutrition salaries and wages to this item, \$13,350.			
Field service:			
Salaries and wages—			
Salary range, \$3,800 to \$5,000; average, \$4,400—			
Agronomist.....	1 3,800	1 3,800	1 3,800
Salary range, \$3,000 to \$3,600; average, \$3,300—			
Associate agronomist.....	1 3,000	1 3,000	1 3,000
Salary range, \$2,100 to \$2,700; average, \$2,400—			
Principal scientific aids.....	2 2,400	2 2,400	2 2,350
Salary range, \$1,860 to \$2,400; average, \$2,111.42—			
Junior agronomist.....			1 1,860
Salary range, \$1,680 to \$2,040; average, \$1,860—			
Scientific aids.....	2 1,770	1 1,740	1 1,740
Per diem and other unclassified employees—			
Agents.....	5 1,580	5 1,580	4 1,451
Unskilled laborers.....	4 963	4 963	3 949
Total average number of regular employees.....	15 1/2	14 1/2	14 1/2
Total salaries and wages, regular employees.....	28,301.00	26,591.00	26,120.77
Temporary employees at salaries ranging from \$1 to \$2,500 per year.....	21	18	7
Total salaries and wages, temporary employees.....	3,050.00	1,850.00	2,126.95
Total number of employees, field service.....	36 1/2	32 1/2	21 1/2
Total salaries and wages, field service.....	31,441.00	28,441.00	28,247.72
The difference between 1927 and 1926 is due to transfer of plant nutrition salaries and wages to this item, \$3,000.			
01 Total personal services.....	54,926.00	38,576.00	37,516.89
Supplies and materials:			
0200 Stationery and office supplies.....	325.00	300.00	261.50
0220 Scientific and educational supplies.....	1,150.00	1,189.00	1,162.70
0230 Fuel.....	15.00	15.00	11.79
0280 Sundry supplies.....	1,311.00	965.00	1,462.75
0290 Materials.....	100.00	100.00	81.93
02 Total supplies and materials.....	2,901.00	2,569.00	2,960.67
Communication service:			
0500 Telegraph service.....	5.00	5.00	5.06
0510 Telephone service.....	40.00	40.00	37.39
0520 Other communication service.....			.75
05 Total communication service.....	45.00	45.00	43.20
Travel expenses:			
0615 Transportation.....	2,825.00	2,200.00	2,185.12
0616 Subsistence.....	965.00	890.00	830.97
06 Total travel expenses.....	3,790.00	3,090.00	3,016.09
Transportation of things.....	180.00	180.00	182.97
Photographing and photographs and prints.....	100.00	75.00	58.88
Furnishing of heat, light and power.....	463.00	200.00	98.34
Rents:			
1100 Rent of buildings and structures.....			475.00
1110 Other rents.....	565.00	565.00	90.00
11 Total rents.....	565.00	565.00	565.00
Repairs and alterations.....	140.00	140.00	57.78
Special and miscellaneous current expenses.....	2,090.00	2,180.00	2,190.63

Estimates of appropriations required for the service of the fiscal year ending June 30, 1927—Continued

General object (title of appropriation), date of acts, references to Statutes at Large, or to Revised Statutes, and estimated amount required for each detailed object

Total amount to be appropriated under each head of appropriation

Amount appropriated for the fiscal year ending June 30, 1926

General Expenses, Bureau of Plant Industry—Continued.

	Estimated expenditures, 1927 appropriation	Estimated expenditures, 1926 appropriation	Expended and obligated, 1925
Equipment:			
3010 Furniture, furnishings and fixtures.....	\$50.00	\$50.00	\$408.74
3020 Educational, scientific, and recreational equipment.....	1,000.00	1,050.00	614.13
3050 Other equipment.....	750.00	500.00	915.42
30 Total equipment.....	1,800.00	1,600.00	1,938.29
Reserve.....		1,000.00	
Total.....	67,000.00	50,220.00	48,648.74

For the breeding and physiological study of alkali-resistant and drought-resistant crops, [**\$22,483**] (*acts Apr. 18, 1900, vol. 31, pp. 135, 136, secs. 1-5; Aug. 24, 1912, vol. 37, pp. 506, 507, secs. 1-4; Feb. 10, 1925, vol. 43, pp. 830-833*).....

\$22,193.00

	Estimated expenditures, 1927 appropriation	Estimated expenditures, 1926 appropriation	Expended and obligated, 1925
Departmental service:			
Salaries—			
Professional and scientific service—	<i>Average—</i>	<i>Average—</i>	<i>Average—</i>
Grade 5, \$5,200 to \$6,000; average, \$5,600—	<i>No. 1 Salary \$5,200</i>	<i>No. 1 Salary \$5,200</i>	<i>No. 1 Salary \$5,200</i>
Senior scientist.....	1	1	1
Total average number of employees.....	1	1	1
Total salaries, departmental service.....	5,200	5,200	5,200
Field service:			
Salaries and wages—			
Salary range, \$2,100 to \$2,700; average, \$2,400—			
Principal scientific aid.....	1 2,400	1 2,400	1 2,138
Salary range, \$1,680 to \$2,040; average, \$1,860—			
Scientific aid.....	1 1,860	1 1,860	1 1,852
Salary range, \$1,500 to \$1,860; average, \$1,680—			
Head gardener.....	1 1,740	1 1,740	1 1,703
Assistant scientific aid.....	1 1,680	1 1,680	1 1,523
Salary range, \$1,320 to \$1,680; average, \$1,500—			
Gardener.....			1 1,560
Total average number of regular employees.....	4	4	4 1/2
Total salaries and wages, regular employees.....	7,680.00	7,680.00	8,483.83
Temporary employees at salaries ranging from \$900 to \$1,680 per year.....	13	13	10
Total salaries and wages, temporary employees.....	3,940.00	3,940.00	2,366.58
Total number of employees, field service.....	17	17	14 1/2
Total salaries and wages, field service.....	11,620.00	11,620.00	10,850.41
01 Total personal services.....	16,820.00	16,820.00	16,050.41
Supplies and materials:			
0200 Stationery and office supplies.....	75.00	75.00	131.59
0220 Scientific and educational supplies.....	150.00	150.00	310.23
0230 Fuel.....			2.70
0260 Sundry supplies.....	140.00	130.00	366.28
0290 Materials.....	150.00	150.00	10.00
02 Total supplies and materials.....	515.00	505.00	820.78
04 Subsistence and care of animals.....			.75
Communication service:			
0500 Telegraph service.....	55.00	55.00	30.45
0510 Telephone service.....	40.00	40.00	30.25
0520 Other communication service.....			1.30
05 Total communication service.....	95.00	95.00	62.00
Travel expenses:			
0615 Transportation.....	2,575.00	2,565.00	1,854.33
0616 Subsistence.....	1,315.00	1,225.00	1,486.75
06 Total travel expenses.....	3,890.00	3,790.00	3,341.08
07 Transportation of things.....	200.00	200.00	468.70
08 Printing, engraving, and lithographing.....			1.13
10 Furnishing of heat, light, and power.....	15.00	15.00	23.17
11 Rents.....	50.00	50.00	22.50
12 Repairs and alterations.....	125.00	125.00	152.93
13 Special and miscellaneous current expenses.....	313.00	263.00	264.54
Equipment:			
3010 Furniture, furnishings, and fixtures.....			14.80
3020 Educational, scientific, and recreational equipment.....	45.00	45.00	
3050 Other equipment.....	125.00	125.00	556.99
30 Total equipment.....	170.00	170.00	571.79
Reserve.....		450.00	
Total.....	22,193.00	22,483.00	21,779.73

Estimates of appropriations required for the service of the fiscal year ending June 30, 1927—Continued

General object (title of appropriation), date of acts, references to Statutes at Large, or to Revised Statutes, and estimated amount required for each detailed object	Total amount to be appropriated under each head of appropriation		Amount appropriated for the fiscal year ending June 30, 1926
General Expenses, Bureau of Plant Industry—Continued.			
For sugar-plant investigations, including studies of diseases and the improvement of sugar beets and sugar-beet seed, [\$140,695] (acts Apr. 18, 1900, vol. 31, pp. 135, 136, secs. 1-5; Aug. 24, 1912, vol. 37, pp. 508, 507, secs. 1-4; Feb. 10, 1925, vol. 43, pp. 830-833) -----	\$156, 695. 00		
	Estimated expenditures, 1927 appropriation	Estimated expenditures, 1926 appropriation	Expended and obligated, 1925
Departmental service:			
Salaries—			
Professional and scientific service—	<i>Average—</i>	<i>Average—</i>	<i>Average—</i>
Grade 5, \$5,200 to \$6,000; average, \$5,600—	No. 1 Salary \$5,200	No. 1 Salary \$5,200	No. 1 Salary \$5,200
Senior scientist.....	1 4,000	1 4,000	1 3,800
Grade 4, \$3,800 to \$5,000; average, \$4,400—			
Scientist.....	3½ 3,060	3½ 3,060	3½ 3,000
Grade 3, \$3,000 to \$3,600; average, \$3,300—			
Associate scientists.....	2 2,600	2 2,600	2½ 2,535
Grade 2, \$2,400 to \$3,000; average, \$2,700—			
Assistant scientists.....	1½ 2,400	1½ 2,400	
Assistant librarian.....			
Clerical, administrative, and fiscal service—			
Grade 8, \$2,700 to \$3,300; average, \$3,000—			
Administrative assistant.....	1½ 2,700	1½ 2,700	
Associate editor.....	1½ 3,200	1½ 3,200	
Grade 5, \$1,860 to \$2,400; average, \$2,111.42—			
Senior clerk.....	1 1,920	1 1,920	1 1,883
Grade 4, \$1,680 to \$2,040; average, \$1,860—			
Clerk.....	1 1,740	1 1,740	1 1,703
Grade 3, \$1,500 to \$1,860; average, \$1,680—			
Assistant clerk.....	1 1,560	1 1,560	1 1,500
Custodial service—			
Grade 2, \$900 to \$1,140; average, \$1,020—			
Assistant messenger.....	1½ 890	1½ 893	
Total average number of employees.....	11½	11½	12½
Total salaries, departmental service.....	31,225.00	31,450.00	31,267.21
The difference between 1927 and 1926 is due to decrease in force, \$225.			
Field service:			
Salaries and wages—			
Salary range, \$3,800 to \$5,000; average, \$4,400—			
Pathologist.....	1 4,600	1 4,733	1½ 4,600
Salary range, \$3,000 to \$3,600; average, \$3,300—			
Associate pathologists.....	2 3,000	1 3,000	1 3,000
Associate agronomists.....	2 3,000	2 3,000	2 3,000
Salary range, \$2,400 to \$3,000; average, \$2,700—			
Assistant agronomists.....	3 2,833	2½ 2,820	2½ 2,820
Assistant pathologist.....	1 2,800	1 2,800	
Assistant nematologist.....			1½ 2,600
Salary range, \$1,860 to \$2,400; average, \$2,111.42—			
Junior pathologists.....	2 2,030	2 2,030	1½ 1,772
Senior scientific aid.....			1½ 2,300
Junior agronomists.....	3 1,860	2 1,860	
Salary range, \$1,500 to \$1,860; average, \$1,680—			
Assistant scientific aid.....			1½ 1,500
Per diem and other unclassified employees—			
Agents.....	4 955	4 955	2½ 1,396
Unskilled laborers.....	12 918	12 918	7½ 941
Total average number of regular employees.....	30	27½	11½
Total salaries and wages, regular employees.....	52,380.00	46,203.00	33,303.61
Temporary employees at salaries ranging from \$600 to \$1,500 per year.....	23	23	26
Total salaries and wages, temporary employees.....	10,653.00	10,653.00	8,737.14
Total number of employees, field service.....	53	50½	37½
Total salaries and wages, field service.....	63,033.00	56,856.00	42,040.75
The difference between 1927 and 1926 is due to—			
Increase in force.....	\$6,310		
Decrease in salaries.....	133		
Net increase.....	6,177		
01 Total personal services.....	94,258.00	88,306.00	73,307.96
Supplies and materials:			
0200 Stationery and office supplies.....	2,500.00	2,500.00	2,928.70
0210 Medical and hospital supplies.....	100.00	100.00	
0220 Scientific and educational supplies.....	1,500.00	1,200.00	1,978.12
0230 Fuel.....	75.00	75.00	111.60
0280 Sundry supplies.....	5,000.00	5,000.00	2,194.92
0290 Materials.....	6,762.00	7,000.00	3,150.50
02 Total supplies and materials.....	15,937.00	15,875.00	10,363.84
04 Subsistence and care of animals.....			150.57
Communication service:			
0500 Telegraph service.....	100.00	75.00	122.77
0510 Telephone service.....	225.00	125.00	229.58
0520 Other communication service.....	50.00	50.00	12.63
05 Total communication service.....	375.00	250.00	364.98

Estimates of appropriations required for the service of the fiscal year ending June 30, 1927—Continued

General object (title of appropriation), date of acts, references to Statutes at Large, or to Revised Statutes, and estimated amount required for each detailed object	Total amount to be appropriated under each head of appropriation	Amount appropriated for the fiscal year ending June 30, 1926
--	--	--

General Expenses, Bureau of Plant Industry—Continued.

	Estimated expenditures, 1927 appropriation	Estimated expenditures, 1926 appropriation	Expended and obligated, 1925
Travel expenses:			
0615 Transportation.....	\$11,200.00	\$10,200.00	\$6,058.52
0616 Subsistence.....	14,000.00	13,029.00	4,334.19
06 Total travel expenses.....	25,200.00	23,229.00	10,392.71
07 Transportation of things.....	1,500.00	1,500.00	1,260.13
Printing and binding:			
0800 Printing and binding.....			3.75
0820 Stenographic work, typewriting, multi-graphing, and mimeographing.....	50.00	50.00	
0830 Photographing and photographs and prints.....	100.00	100.00	73.97
08 Total printing and binding.....	150.00	150.00	77.72
09 Advertising and publishing of notices.....			9.04
10 Furnishing of heat, light, and power.....	1,200.00	1,200.00	878.62
Rents:			
1100 Rent of buildings and structures.....	750.00	750.00	937.26
1110 Other rents.....	1,355.00	1,355.00	603.85
11 Total rents.....	2,105.00	2,105.00	1,541.10
12 Repairs and alterations.....	2,000.00	1,700.00	3,181.95
13 Special and miscellaneous current expenses.....	6,870.00	4,670.00	5,325.53
Equipment:			
3010 Furniture, furnishings, and fixtures.....	1,500.00	1,500.00	1,268.17
3020 Educational, scientific, and recreational equipment.....	1,000.00	900.00	795.22
3050 Other equipment.....	3,800.00	3,000.00	9,411.32
30 Total equipment.....	6,300.00	5,400.00	11,474.71
31 Land and interests in land.....		1,200.00	
Structures and parts:			
3210 Other structures.....	500.00	23,000.00	1,896.82
3220 Nonstructural improvements.....	300.00	300.00	22.00
32 Total structures and parts.....	800.00	23,300.00	1,918.82
Reserve.....		2,810.00	
Total.....	156,695.00	171,695.00	120,247.68

¹ Includes \$31,000 carried in the urgent deficiency appropriation, approved Mar. 4, 1925.

For investigation, improvement, and utilization of wild plants and grazing lands, and for determining the distribution of weeds and means of their control (*acts Apr. 18, 1900, vol. 31, pp. 135, 136, secs. 1-5; Aug. 24, 1912, vol. 37, pp. 506, 507, secs. 1-4; Feb. 10, 1925, vol. 43, pp. 830-833*)

\$33,100.00

	Estimated expenditures, 1927 appropriation	Estimated expenditures, 1926 appropriation	Expended and obligated, 1925
Departmental service:			
Salaries—			
Professional and scientific service—	<i>Average—</i>	<i>Average—</i>	<i>Average—</i>
Grade 5, \$5,200 to \$6,000; average, \$5,600—	No. 2 Salary \$5,200	No. 2 Salary \$5,200	No. 2 Salary \$5,200
Senior scientists.....	2 3,800	2 3,800	2 2,800
Grade 4, \$3,800 to \$5,000; average, \$4,400—			
Scientists.....	1 3,000	1 3,000	1 3,000
Grade 3, \$3,000 to \$3,600; average, \$3,300—			
Associate scientist.....	1 2,700	1 2,700	1 2,428
Grade 2, \$2,400 to \$3,000; average, \$2,700—			
Assistant scientists.....	1 1,860	1 1,860	1 1,860
Grade 1, \$1,860 to \$2,400; average, \$2,111.42—			
Junior scientist.....	1 2,100	1 2,100	1 2,100
Subprofessional service—			
Grade 6, \$1,860 to \$2,400; average, \$2,111.42—			
Senior scientific aid.....	1 900	1 900	
Custodial service—			
Grade 2, \$900 to \$1,140; average, \$1,020—			
Assistant messenger.....	8 28,800.00	8 28,800.00	8 27,588.33
01 Total average number of employees.....			
Total salaries, departmental service.....			
Supplies and materials:			
0200 Stationery and office supplies.....	401.50	398.25	397.52
0220 Scientific and educational supplies.....	203.53	198.50	197.53
0280 Sundry supplies.....	331.68	29.00	31.54
02 Total supplies and materials.....	936.71	625.75	626.59

Estimates of appropriations required for the service of the fiscal year ending June 30, 1927—Continued

General object (title of appropriation), date of acts, references to Statutes at Large, or to Revised Statutes, and estimated amount required for each detailed object	Total amount to be appropriated under each head of appropriation	Amount appropriated for the fiscal year ending June 30, 1926
--	--	--

General Expenses, Bureau of Plant Industry—Continued.

	Estimated expenditures, 1927 appropriation	Estimated expenditures, 1926 appropriation	Expended and obligated, 1925
Communication service:			
0500 Telegraph service.....	\$4.25	\$3.25	\$3.58
0510 Telephone service.....	54.45	53.65	52.85
05 Total communication service.....	58.70	56.90	56.43
Travel expenses:			
0615 Transportation.....	847.64	846.52	1,017.21
0616 Subsistence.....	392.47	390.37	562.38
06 Total travel expenses.....	1,240.11	1,236.89	1,579.59
07 Transportation of things.....	23.14	21.12	22.16
08 Photographing and photographs and prints.....	39.03	37.91	38.01
12 Repairs and alterations.....	372.40	209.94	246.03
13 Special and miscellaneous current expenses.....	1,042.21	866.70	877.28
Equipment:			
3010 Furniture, furnishings, and fixtures.....	162.25	161.50	214.61
3020 Educational, scientific, and recreational equipment.....	158.45	157.35	156.55
3050 Other equipment.....	177.00	175.94	176.04
30 Total equipment.....	497.70	494.79	371.16
Reserve.....		660.00	
Total.....	33,100.00	33,100.00	31,581.62

For the investigation and improvement of methods of crop production under subhumid, semiarid, or dry-land conditions, [\$199,330] \$188,000: *Provided*, That the limitations in this act as to the cost of farm buildings shall not apply to this paragraph: *Provided further*, That no part of this appropriation shall be used in the free distribution or propagation for free distribution of cuttings, seedlings, or trees of willow, box elder, ash, caragana, or other common varieties of fruit, ornamental, or shelter-belt trees in the northern Great Plains area except for experimental or demonstration purposes in the States of North and South Dakota west of the one hundredth meridian, and in Montana and Wyoming east of the five thousand-foot contour line: *Provided further*, That no part of this appropriation shall be used for the establishment of any new field station (*acts Apr. 18, 1900, vol. 31, pp. 155, 156, secs. 1-5; Aug. 24, 1912, vol. 37, pp. 506, 507, secs. 1-4; Feb. 10, 1925, vol. 43, pp. 880-883*)-----

\$188,000.00

	Estimated expenditures, 1927 appropriation	Estimated expenditures, 1926 appropriation	Expended and obligated, 1925
Departmental service:			
Salaries—			
Professional and scientific service—			
Grade 5, \$5,200 to \$6,000; average, \$5,600—	Average—	Average—	Average—
Senior scientist.....	No. 1 Salary \$5,600	No. 1½ Salary \$5,657	No. 1 Salary \$5,200
Grade 4, \$3,800 to \$5,000; average, \$4,400—			
Scientist.....	1 4,000	1 4,000	1 3,800
Clerical, administrative, and fiscal service—			
Grade 9, \$3,000 to \$3,600; average, \$3,300—			
Senior administrative assistant.....			1½ 3,000
Grade 8, \$2,700 to \$3,300; average, \$3,000—			
Administrative assistant.....	1½ 2,700	1½ 2,700	
Associate editor.....	1½ 3,200	1½ 3,200	
Custodial service—			
Grade 2, \$900 to \$1,140; average, \$1,020—			
Assistant messenger.....	1½ 900	1½ 900	
Grade 1, \$600 to \$780; average, \$690—			
Junior messenger.....	1½ 720	1½ 720	
Total average number of employees.....	3½ 11,484	3½ 12,484	2½ 10,800
Total salaries, departmental service.....			
The difference between 1927 and 1926 is due to decrease in force, \$1,000.			

Estimates of appropriations required for the service of the fiscal year ending June 30, 1927—Continued

General object (title of appropriation), date of acts, references to Statutes at Large, or to Revised Statutes, and estimated amount required for each detailed object				Total amount to be appropriated under each head of appropriation	Amount appropriated for the fiscal year ending June 30, 1926
<i>General Expenses, Bureau of Plant Industry—Continued.</i>					
	Estimated expenditures, 1927 appropriation	Estimated expenditures, 1926 appropriation	Expended and obligated, 1925		
Field service:					
Salaries and wages—	Average—	Average—	Average—		
Salary range, \$3,800 to \$5,000; average, \$4,400—	No. 2 Salary \$4,400	No. 2 Salary \$4,400	No. 2 Salary \$3,838		
Agriculturists—					
Salary range, \$3,000 to \$3,600; average, \$3,300—	17 3,129	18 3,133	17 3,002		
Associate agronomists—	17 3,200	18 3,200	17 3,000		
Associate physiologist—					
Salary range, \$2,400 to \$3,000; average, \$2,700—	1 2,600	1 2,600	2 2,619		
Assistant agronomist—					
Salary range, \$1,880 to \$2,400; average, \$2,111.42—	1 1,860	1 1,860	1 1,860		
Junior agronomist—	1 2,200	1 2,200	1 2,100		
Senior scientific aid—	1 2,100	1 2,100	1 1,883		
Senior clerk—					
Salary range, \$1,680 to \$2,040; average, \$1,860—	1 2,040	1 2,040	1 1,703		
Scientific aid—			1 1,680		
Clerk—					
Per diem and other unclassified employees—					
Agents—	2 3,000	2 3,000	2 2,500		
Laborers—	17 1,276	17 1,276	14 1,156		
Total average number of regular employees—	43 1/2	44 1/2	42 1/2		
Total salaries and wages, regular employees—	103,095.00	106,295.00	97,525.28		
Temporary employees at salaries ranging from \$1 to \$1,860 per year—	210	215	310		
Total salaries and wages, temporary employees—	33,929.00	38,059.00	41,195.28		
Total number of employees, field service—	253 1/2	259 1/2	352 1/2		
Total salaries and wages, field service—	137,024.00	144,354.00	138,720.56		
01 Total personal services—	148,508.00	156,838.00	149,520.56		
The difference between 1927 and 1926 is due to decrease in force, \$7,330.					
Supplies and materials:					
0200 Stationery and office supplies—	1,000.00	1,000.00	1,764.92		
0220 Scientific and educational supplies—	250.00	250.00	257.87		
0230 Fuel—	3,600.00	3,600.00	3,976.83		
0250 Forage and other supplies for animals—	750.00	750.00	787.49		
0280 Sundry supplies—	1,801.00	1,801.00	2,322.76		
0290 Materials—	1,800.00	1,800.00	1,993.54		
02 Total supplies and materials—	9,201.00	9,201.00	11,103.41		
04 Subsistence and care of animals—	25.00	25.00	25.50		
Communication service:					
0500 Telegraph service—	130.00	130.00	131.67		
0510 Telephone service—	500.00	500.00	511.38		
0520 Other communication service—	40.00	40.00	40.30		
05 Total communication service—	670.00	670.00	683.35		
Travel expenses:					
0615 Transportation—	5,500.00	5,500.00	5,554.64		
0616 Subsistence—	3,000.00	3,000.00	3,014.27		
06 Total travel expenses—	8,500.00	8,500.00	8,568.91		
07 Transportation of things—	2,380.00	1,400.00	1,474.61		
08 Printing, engraving, and lithographing—	130.00	100.00	103.55		
10 Furnishing of heat, light, and power—	1,200.00	1,200.00	1,577.90		
11 Rents—	506.00	506.00	463.83		
12 Repairs and alterations—	5,000.00	5,000.00	5,380.01		
13 Special and miscellaneous current expenses—	900.00	900.00	921.61		
Equipment:					
3000 Passenger-carrying vehicles—	460.00	460.00	474.35		
3010 Furniture, furnishings, and fixtures—	1,200.00	1,200.00	1,880.67		
3020 Educational, scientific, and recreational equipment—	140.00	140.00	141.65		
3040 Livestock—	500.00	500.00	655.70		
3050 Other equipment—	6,000.00	6,000.00	7,744.65		
30 Total equipment—	8,300.00	8,300.00	10,906.02		
Structures and parts:					
3210 Other structures—	2,000.00	2,000.00	2,273.70		
3220 Nonstructural improvements—	700.00	700.00	725.79		
32 Total structures and parts—	2,700.00	2,700.00	2,999.49		
Reserve—		3,990.00			
Total—	188,000.00	199,330.00	193,728.75		

Estimates of appropriations required for the service of the fiscal year ending June 30, 1927—Continued

General object (title of appropriation), date of acts, references to Statutes at Large, or to Revised Statutes, and estimated amount required for each detailed object				Total amount to be appropriated under each head of appropriation	Amount appropriated for the fiscal year ending June 30, 1926
General Expenses, Bureau of Plant Industry—Continued.					
For investigations in connection with western irrigation agriculture, the utilization of lands reclaimed under the reclamation act, and other areas in the arid and semiarid regions, [\$108,275] (<i>acts Apr. 18, 1900, vol. 31, pp. 135, 136, secs. 1-5; Aug. 24, 1912, vol. 37, pp. 506, 507, secs. 1-4; Feb. 10, 1925, vol. 43, pp. 830-833</i>)				\$107,475.00	
	Estimated expenditures, 1927 appropriation	Estimated expenditures, 1926 appropriation	Expended and obligated, 1925		
Departmental service:					
Salaries—					
Professional and scientific service—					
Grade 5, \$5,200 to \$6,000; average, \$5,600—	<i>Average—</i>	<i>Average—</i>	<i>Average—</i>		
Senior scientist.....	No. 1 Salary \$5,200	No. 1 Salary \$5,200	No. 1 Salary \$5,200		
Clerical, administrative, and fiscal service—					
Grade 8, \$2,700 to \$3,300; average, \$3,000—					
Administrative assistant.....	1 2,700	1 2,700			
Assistant editor.....	1 3,200	1 3,200			
Grade 5, \$1,860 to \$2,400; average, \$2,111.42—					
Senior clerk.....	1 2,200	1 2,200	1 2,138		
Grade 3, \$1,500 to \$1,800; average, \$1,650—					
Assistant clerk.....	1 1,740	1 1,740	1 1,580		
Total average number of employees.....	3 1/2	3 1/2	3		
Total salaries, departmental service.....	10,225.00	10,225.00	8,917.50		
Field service:					
Salaries and wages—					
Salary range, \$3,000 to \$3,600; average, \$3,300—					
Associate agronomists.....	6 1/2 3,000	6 1/2 3,000	6 1/2 3,000		
Associate biochemist.....	1 3,000	1 3,000	1 3,000		
Salary range, \$2,400 to \$3,000; average, \$2,700—					
Assistant agronomist.....	1 2,500	1 2,500	1 2,438		
Chief scientific aid.....	1 2,400	1 2,400	1 2,400		
Salary range, \$1,860 to \$2,400; average, \$2,111.42—					
Junior agronomists.....	2 2,030	2 2,030	1 1/2 2,012		
Junior pomologist.....	1 1,860	1 1,860	1 1,860		
Salary range, \$1,680 to \$2,040; average, \$1,860—					
Assistant mechanic.....	1 1,620	1 1,620	1 1,620		
Clerk-stenographer.....	1 2,000	1 2,000	1 1,967		
Salary range, \$1,500 to \$1,860; average, \$1,680—					
Assistant clerks.....	2 1,590	2 1,590	2 1,500		
Salary range, \$1,140 to \$1,500; average, \$1,320—					
Under clerk.....	1 1,140	1 1,140	1 1,140		
Per diem and other unclassified employees—					
Laborers.....	19 964	19 964	13 1/2 1,029		
Total average number of regular employees.....	36 1/2	36 1/2	30 1/2		
Total salaries and wages, regular employees.....	60,475.00	60,475.00	54,465.30		
Temporary employees at salaries ranging from \$300 to \$1,440 per year.....	52	52	72		
Total salaries and wages, temporary employees.....	17,705.00	17,705.00	22,468.85		
Total number of employees, field service.....	88 1/2	88 1/2	102 1/2		
Total salaries and wages, field service.....	78,180.00	78,180.00	76,934.15		
01 Total personal service.....	88,405.00	88,405.00	85,851.65		
Supplies and materials:					
0200 Stationery and office supplies.....	400.00	400.00	514.61		
0220 Scientific and educational supplies.....	300.00	300.00	541.08		
0230 Fuel.....	1,200.00	1,000.00	1,206.14		
0250 Forage and other supplies for animals.....	200.00	200.00	395.50		
0280 Sundry supplies.....	1,600.00	1,500.00	1,684.17		
0290 Materials.....	900.00	900.00	887.19		
02 Total supplies and materials.....	4,600.00	4,300.00	5,228.69		
04 Subsistence and care of animals and storage and care of vehicles.....	50.00	50.00	52.80		
Communication service:					
0500 Telegraph service.....	50.00	50.00	55.63		
0510 Telephone service.....	300.00	300.00	292.78		
0520 Other communication service.....	10.00	10.00	19.61		
05 Total communication service.....	360.00	360.00	368.02		
Travel expenses:					
0615 Transportation.....	2,600.00	2,500.00	2,601.90		
0616 Subsistence.....	1,200.00	1,000.00	1,071.55		
06 Total travel expenses.....	3,800.00	3,500.00	3,673.45		
07 Transportation of things.....	1,000.00	1,000.00	1,183.04		
08 Photographing and photographs and prints.....	40.00	40.00	39.20		
10 Furnishing of light, power, water, and electricity.....	800.00	700.00	473.76		
12 Repairs and alterations.....	3,000.00	2,800.00	3,440.25		
13 Special and miscellaneous current expenses.....	670.00	500.00	685.71		

Estimates of appropriations required for the service of the fiscal year ending June 30, 1927—Continued

General object (title of appropriation), date of acts, references to Statutes at Large, or to Revised Statutes, and estimated amount required for each detailed object

Total amount to be appropriated under each head of appropriation

Amount appropriated for the fiscal year ending June 30, 1926

General Expenses, Bureau of Plant Industry—Continued.

	Estimated expenditures, 1927 appropriation	Estimated expenditures, 1926 appropriation	Expended and obligated, 1925
Equipment:			
3010 Furniture, furnishings, and fixtures.....	\$500.00	\$500.00	\$607.27
3020 Educational, scientific, and recreational equipment.....	50.00	50.00	63.57
3040 Livestock.....	100.00	100.00	142.61
3050 Other equipment.....	3,500.00	3,200.00	3,719.75
30 Total equipment.....	4,150.00	3,850.00	4,533.20
Structures and parts:			
3210 Other structures.....	300.00	300.00	486.61
3220 Nonstructural improvements.....	300.00	300.00	368.87
32 Total structures and parts.....	600.00	600.00	855.48
Reserve.....		2,170.00	
Total.....	107,475.00	108,275.00	106,385.25

For the investigation, improvement, encouragement; and determination of the adaptability to different soils and climatic conditions of pecans, almonds, Persian walnuts, black walnuts, hickory nuts, butternuts, chestnuts, filberts, and other nuts, and for methods of growing, harvesting, packing, shipping, storing, and utilizing the same (*acts Apr. 18, 1900, vol. 31, pp. 135, 136, secs. 1-5; Aug. 24, 1912, vol. 37, pp. 606, 607, secs. 1-4; Feb. 10, 1925, vol. 43, pp. 830-833*)---

\$27,300.00

	Estimated expenditures, 1927 appropriation	Estimated expenditures, 1926 appropriation	Expended and obligated, 1925
Departmental service:			
Salaries:			
Professional and scientific service—	<i>Average—</i>	<i>Average—</i>	<i>Average—</i>
Grade 5, \$5,200 to \$6,000; average, \$5,600—	<i>No. Salary</i>	<i>No. Salary</i>	<i>No. Salary</i>
Senior scientist.....	1 \$5,200	1 \$5,200	1 \$5,200
Grade 3, \$3,000 to \$3,600; average, \$3,300—			
Associate scientists.....	1 3,500	1 3,500	1 3,321
Grade 2, \$2,400 to \$3,000; average, \$2,700—			
Assistant scientist.....	1 2,700	1 2,700	1 2,700
Subprofessional service—			
Grade 4, \$1,500 to \$1,860; average, \$1,680—			
Junior library assistant.....	1 1,860	1 1,860	1 1,860
Clerical, administrative, and fiscal service—			
Grade 7, \$2,400 to \$3,000; average, \$2,700—			
Junior administrative assistant.....	1 2,700	1 2,700	1 2,600
Grade 6, \$2,100 to \$2,700; average, \$2,400—			
Principal clerk.....			1 1,645
Grade 5, \$1,860 to \$2,400; average, \$2,111.42—			
Senior clerk.....			1 1,860
Grade 3, \$1,500 to \$1,860; average, \$1,680—			
Assistant clerk.....	1 1,560	1 1,560	
Total average number of employees.....	3 1/2	3 1/2	3 1/2
Total salaries, departmental service.....	8,574.00	8,574.00	9,281.66
Field service:			
Salaries and wages—			
Salary range, \$3,000 to \$3,600; average, \$3,300—			
Associate pomologist.....	1 3,100	1 3,100	1 3,038
Salary range, \$2,400 to \$3,000; average, \$2,700—			
Assistant pomologist.....	1 2,800	1 2,800	1 2,800
Salary range, \$1,500 to \$1,860; average, \$1,680—			
Assistant clerk-stenographer.....	1 1,500	1 1,500	1 1,500
Salary range, \$1,320 to \$1,680; average, \$1,500—			
Junior clerk-stenographer.....	1 1,320	1 1,320	1 1,320
Per diem and other unclassified employees—			
Agent.....	1 1,080	1 1,080	1 1,080
Laborer.....	1 660	1 660	1 590
Total average of regular employees.....	5 1/2	5 1/2	5
Total salaries and wages, regular employees.....	9,920	9,920	9,105
Temporary employees at salaries ranging from \$1 to \$1,200 per year.....	4	4	1
Total salaries and wages, temporary employees.....	1,100	1,100	40
Total number of employees field service.....	9 1/2	9 1/2	6
Total salaries and wages, field service.....	11,020	11,020	9,145
01 Total personal services.....	19,594.00	19,594.00	18,426.66
Supplies and materials:			
0200 Stationery and office supplies.....	200.00	200.00	180.97
0220 Scientific and educational supplies.....	400.00	400.00	589.45
0230 Fuel.....	5.00	5.00	3.80
0280 Sundry supplies.....	563.00	400.00	711.86
0290 Materials.....	250.00	250.00	247.01
02 Total supplies and materials.....	1,418.00	1,255.00	1,733.09

Estimates of appropriations required for the service of the fiscal year ending June 30, 1927—Continued

General object (title of appropriation), date of acts, references to Statutes at Large, or to Revised Statutes, and estimated amount required for each detailed object				Total amount to be appropriated under each head of appropriation	Amount appropriated for the fiscal year ending June 30, 1926
<i>General Expenses, Bureau of Plant Industry—Continued.</i>					
	Estimated expenditures, 1927 appropriation	Estimated expenditures, 1926 appropriation	Expended and obligated, 1925		
Communication service:					
0500 Telegraph service.....	\$15. 00	\$15. 00	\$12. 33		
0510 Telephone service.....	150. 00	150. 00	144. 76		
0520 Other communication service.....	5. 00	5. 00	4. 64		
05 Total communication service.....	170. 00	170. 00	161. 73		
Travel expenses:					
0615 Transportation.....	1,750. 00	1,750. 00	1,684. 42		
0616 Subsistence.....	1,000. 00	1,000. 00	928. 18		
06 Total travel expenses.....	2,750. 00	2,750. 00	2,612. 60		
07 Transportation of things.....	500. 00	500. 00	492. 88		
Printing and binding:					
0820 Stenographic work, typewriting, multigraphing and mimeographing.....	10. 00	10. 00	8. 60		
0830 Photographing and making photographs and prints.....	60. 00	60. 00	66. 39		
08 Total printing and binding.....	70. 00	70. 00	74. 99		
Rents:					
1100 Rent of buildings and structures.....	425. 00	425. 00	425. 00		
11 Total rents.....	425. 00	425. 00	425. 00		
12 Repairs and alterations.....	650. 00	650. 00	640. 95		
13 Special and miscellaneous current expenses.....	823. 00	486. 00	820. 82		
Equipment:					
3010 Furniture, furnishings, and fixtures.....	350. 00	300. 00	338. 87		
3020 Educational, scientific, and recreational equipment.....	350. 00	350. 00	245. 09		
3050 Other equipment.....	200. 00	200. 00	197. 37		
30 Total equipment.....	900. 00	850. 00	781. 33		
Reserve.....		550. 00			
Total.....	27,300. 00	27,300. 00	26,170. 06		

For the investigation and improvement of fruits, and the methods of fruit growing, harvesting, handling, and studies of the physiological and related changes of fruits and vegetables during the processes of marketing and while in commercial storage, [\$154,825] (acts Apr. 18, 1900, vol. 31, pp. 135, 136, secs. 1-5; Aug. 24, 1912, vol. 37, pp. 506, 507, secs. 1-4; Feb. 10, 1925, vol. 43, pp. 830-833).....

\$154,000. 00

	Estimated expenditures, 1927 appropriation	Estimated expenditures, 1926 appropriation	Expended and obligated, 1925
Departmental service:			
Salaries—			
Professional and scientific service—			
Grade 5, \$5,200 to \$6,000; average, \$5,600—	Average—	Average—	Average—
Senior scientist.....	No. Salary	No. Salary	No. Salary
Grade 4, \$3,800 to \$5,000; average, \$4,400—	4 4,050	4 4,050	4 3,887
Scientists.....	5 3,220	5 3,220	6 3,169
Grade 3, \$3,000 to \$3,600; average, \$3,300—			1 2,800
Associate scientists.....	1 2,000	1 2,000	2 2,080
Grade 2, \$2,400 to \$3,000; average, \$2,700—			
Assistant scientist.....			
Grade 1, \$1,860 to \$2,400; average, \$2,111.42—			
Junior scientist.....			
Subprofessional service—			
Grade 8, \$2,400 to \$3,000; average, \$2,700—			
Chief scientific illustrator.....	1 2,400	1 2,400	1 2,400
Grade 6, \$2,100 to \$2,700; average, \$2,400—			
Senior library assistant.....	1 1,920	1 1,920	1 1,920
Grade 4, \$1,500 to \$1,860; average, \$1,680—			
Junior library assistant.....	1 1,860	1 1,860	1 1,860
Clerical, administrative, and fiscal service—			
Grade 9, \$3,000 to \$3,600; average, \$3,300—			
Senior administrative assistant.....			1 3,000
Grade 7, \$2,400 to \$3,000; average, \$2,700—			
Junior administrative assistant.....	1 2,700	1 2,700	1 2,600
Grade 5, \$1,860 to \$2,400; average, \$2,111.42—			
Senior clerk-stenographer.....			1 1,860
Grade 2, \$1,320 to \$1,680; average, \$1,500—			
Junior clerk.....			1 1,440
Custodial service—			
Grade 3, \$1,020 to \$1,260; average, \$1,140—			
Senior laborer.....	1 1,080	1 1,080	1 1,080
Total number of employees.....	14 1/2	14 1/2	18 1/2
Total salaries, departmental service.....	44,147. 00	44,147. 00	50,208. 17

Estimates of appropriations required for the service of the fiscal year ending June 30, 1927—Continued

General object (title of appropriation), date of acts, references to Statutes at Large, or to Revised Statutes, and estimated amount required for each detailed object	Total amount to be appropriated under each head of appropriation		Amount appropriated for the fiscal year ending June 30, 1926
General Expenses, Bureau of Plant Industry—Continued.			
	Estimated expenditures, 1927 appropriation	Estimated expenditures, 1926 appropriation	Expended and obligated, 1925
Field service:			
Salaries and wages—	Average—	Average—	Average—
Salary range, \$5,200 to \$6,000; average, \$5,600—	No. Salary	No. Salary	No. Salary
Senior physiologist	1 \$5,200	1 \$5,200	1 \$5,200
Salary range, \$3,800 to \$5,000; average, \$4,400—			
Pomologist	1 4,000	1 4,000	1 4,000
Salary range, \$3,000 to \$3,600; average, \$3,300—			
Associate pomologists	4 3,075	4 3,075	3 3,000
Associate botanist	1 3,500	1 3,500	1 3,500
Associate horticulturist	1 3,000	1 3,000	1 3,000
Associate physiologist	1 3,000	1 3,000	
Salary range, \$2,400 to \$3,000; average, \$2,700—			
Assistant physiologists	2 2,650	2 2,650	1 2,800
Assistant pomologist	1 2,500	1 2,500	1 2,400
Salary range, \$1,860 to \$2,400; average, \$2,111.42—			
Junior pomologist	1 1,860	1 1,860	1 1,860
Senior scientific aid	1 2,100	1 2,100	1 2,100
Salary range, \$1,500 to \$1,860; average, \$1,680—			
Assistant clerk-stenographer	1 1,500	1 1,500	
Per diem and other unclassified employees—			
Laborers	4 1,198	4 1,198	2 1,198
Total average number of regular employees	18	18	12
Total salaries and wages, regular employees	47,049.00	47,049.00	31,498.06
Temporary employees at salaries ranging from \$12 to \$1,300 per year	23	23	20
Total salaries and wages, temporary employees	8,567.00	8,567.00	1,909.71
Total number of employees, field service	41	41	32
Total salaries and wages, field service	55,616.00	55,616.00	33,408.77
01 Total personal services	99,763.00	99,763.00	89,616.94
Supplies and materials:			
0200 Stationery and office supplies	1,010.00	1,010.00	1,206.67
0220 Scientific and educational supplies	4,130.00	2,800.00	2,524.50
0230 Fuel	95.00	95.00	75.52
0280 Sundry supplies	3,775.00	2,975.00	2,671.92
0290 Materials	2,105.00	1,175.00	964.37
02 Total supplies and materials	11,155.00	8,055.00	7,442.98
04 Subsistence and care of animals	5.00	5.00	6.50
Communication service:			
0500 Telegraph service	155.00	155.00	155.87
0510 Telephone service	655.00	655.00	639.66
0520 Other communication service	58.00	58.00	59.79
05 Total communication service	868.00	868.00	855.31
Travel expenses:			
0615 Transportation	10,100.00	10,100.00	9,105.60
0616 Subsistence	7,825.00	7,825.00	7,579.67
06 Total travel expenses	17,925.00	17,925.00	16,685.27
07 Transportation of things	1,630.00	1,630.00	1,312.05
Printing and binding:			
0800 Printing and binding			2.75
0810 Lithographing, engraving, and engrossing	10.00	10.00	15.00
0820 Stenographic work, typewriting, multigraphing, and mimeographing	90.00	90.00	70.30
0830 Photographing and making photographs and prints	180.00	180.00	587.26
08 Total printing and binding	280.00	280.00	675.31
10 Furnishing of heat, light, and power	1,775.00	1,775.00	1,656.79
Rents:			
1100 Rent of buildings and structures	600.00	600.00	475.00
1110 Other rents	530.00	530.00	492.50
11 Total rents	1,130.00	1,130.00	967.50
12 Repairs and alterations	1,250.00	1,250.00	981.00
13 Special and miscellaneous current expenses	7,624.00	8,449.00	8,209.87
Equipment:			
3010 Furniture, furnishings, and fixtures	1,435.00	1,435.00	1,615.34
3020 Educational, scientific, and recreational equipment	1,305.00	1,305.00	633.35
3050 Other equipment	4,805.00	4,805.00	4,355.38
30 Total equipment	7,545.00	7,545.00	6,604.07
Structures and parts:			
3210 Other structures	3,000.00	3,000.00	3,860.28
3220 Nonstructural improvements	50.00	50.00	131.44
32 Total structures and parts	3,050.00	3,050.00	3,991.72
Reserve		3,100.00	
Total	154,000.00	154,825.00	139,005.31

Estimates of appropriations required for the service of the fiscal year ending June 30, 1927—Continued

General object (title of appropriation), date of acts, references to Statutes at Large, or to Revised Statutes, and estimated amount required for each detailed object

Total amount to be appropriated under each head of appropriation

Amount appropriated for the fiscal year ending June 30, 1926

General Expenses, Bureau of Plant Industry—Continued.

To cultivate and care for the gardens and grounds of the Department of Agriculture in the city of Washington, including the upkeep and lighting of the grounds and the construction, surfacing, and repairing of roadways and walks; and to erect, manage, and maintain conservatories, greenhouses, and plant and fruit propagating houses on the grounds of the Department of Agriculture in the city of Washington, [\$15,000] (acts Apr. 18, 1900, vol. 31, pp. 135, 136, secs. 1-5; Aug. 24, 1912, vol. 37, pp. 506, 507, secs. 1-4; Feb. 10, 1925, vol. 43, pp. 830-833)

\$14, 500. 00

	Estimated expenditures, 1927 appropriation	Estimated expenditures, 1926 appropriation	Expended and obligated, 1925
Departmental service:			
Salaries—			
Clerical, administrative, and fiscal service—			
Grade 3, \$1,500 to \$1,860; average, \$1,680—	Average—	Average—	Average—
Assistant clerk.....	No. 1 Salary \$1,680	No. 1 Salary \$1,680	No. 1½ Salary \$1,530
Custodial service—			
Grade 6, \$1,500 to \$1,860; average, \$1,680—			
Mechanic.....	1 1,800	1 1,800	1 1,800
Grade 5, \$1,320 to \$1,680; average, \$1,500—			
Junior mechanic.....	1 1,320	1 1,320	1 1,320
01 Total average number of employees.....	3	3	3½
Total salaries, departmental service.....	4,800	4,800	4,670
Supplies and materials:			
0200 Stationery and office supplies.....	150.00	150.00	293.58
0220 Scientific and educational supplies.....	200.00	200.00	157.85
0230 Fuel.....			6.52
0250 Forage and other supplies for animals.....	350.00	350.00	334.11
0280 Sundry supplies.....	2,250.00	500.00	3,006.03
0290 Materials.....	300.00	300.00	448.44
02 Total supplies and materials.....	3,250.00	1,500.00	4,284.27
04 Subsistence and care of animals.....	150.00	150.00	157.44
Communication service:			
0500 Telegraph service.....	5.00	5.00	
0510 Telephone service.....	35.00	35.00	54.99
05 Total communication service.....	40.00	40.00	54.99
06 Travel expenses.....			2.96
07 Transportation of things.....	175.00	175.00	278.66
10 Furnishing of heat, light, and power.....	2,935.00	2,635.00	848.53
12 Repairs and alterations.....	2,100.00	5,000.00	522.35
13 Special and miscellaneous current expenses.....	500.00	150.00	604.20
Equipment:			
3010 Furniture, furnishings, and fixtures.....	100.00	50.00	38.13
3020 Educational, scientific, and recreational equipment.....	100.00	50.00	61.73
3040 Livestock.....			300.00
3050 Other equipment.....	300.00	100.00	635.36
30 Total equipment.....	500.00	200.00	935.22
Structures and parts:			
3210 Other structures.....			306.88
3220 Nonstructural improvements.....	50.00	50.00	178.24
32 Total structures and parts.....	50.00	50.00	485.12
Reserve.....		300.00	
Total.....	14,500.00	15,000.00	12,906.00

For horticultural investigations, including the study of producing and harvesting truck and related crops, including potatoes, and studies of the physiological and related changes of vegetables while in the processes of marketing and in commercial storage, and the study of landscape and vegetable gardening, floriculture, and related subjects, [\$99,542] (same acts)

88, 000. 00

	Estimated expenditures, 1927 appropriation	Estimated expenditures, 1926 appropriation	Expended and obligated, 1925
Departmental service:			
Salaries—			
Professional and scientific service—			
Grade 5, \$5,200 to \$6,000; average \$5,600—	Average—	Average—	Average—
Senior scientist.....	No. 1½ Salary \$5,200	No. 1½ Salary \$5,200	No. 1½ Salary \$5,200
Grade 4, \$3,800 to \$5,000; average, \$4,400—			
Scientists.....	3 3,933	3 3,933	2½ 3,939
Grade 3, \$3,000 to \$3,600; average, \$3,300—			
Associate scientists.....	5 3,100	5 3,100	5 3,060
Grade 2, \$2,400 to \$3,000; average, \$2,700—			
Assistant scientists.....	2 2,750	2 2,750	2 2,700
Grade 1, \$1,860 to \$2,400; average, \$2,111.42—			
Junior scientists.....	3 2,200	3 2,200	3 2,100

Estimates of appropriations required for the service of the fiscal year ending June 30, 1927—Continued

General object (title of appropriation), date of acts, references to Statutes at Large, or to Revised Statutes, and estimated amount required for each detailed object	Total amount to be appropriated under each head of appropriation		Amount appropriated for the fiscal year ending June 30, 1926
General Expenses, Bureau of Plant Industry—Continued.			
	Estimated expenditures, 1927 appropriation	Estimated expenditures, 1926 appropriation	Expended and obligated, 1925
Departmental service—Continued.			
Salaries—Continued.			
Subprofessional service—	Average—	Average—	Average—
Grade 4, \$1,500 to \$1,860; average, \$1,680—	No. Salary	No. Salary	No. Salary
Junior library assistant.....	1 1,860	1 1,860	1 1,860
Clerical, administrative, and fiscal service—			
Grade 9, \$3,000 to \$3,600; average, \$3,300—			1 3,000
Senior administrative assistant.....			
Grade 7, \$2,400 to \$3,000; average, \$2,700—			
Junior administrative assistant.....	1 2,700	1 2,700	1 2,700
Grade 4, \$1,680 to \$2,040; average, \$1,860—			
Clerk.....			1 1,680
Grade 2, \$1,320 to \$1,680; average, \$1,500—			
Junior clerk.....			1 1,320
Total average number of employees.....	14	14	14 1/2
Total salaries, departmental service.....	42,653.00	42,653.00	40,584.66
Field service:			
Salaries and wages—			
Salary range, \$3,000 to \$3,600; average, \$3,300—			
Associate horticulturist.....	1 3,100	1 3,100	1 3,000
Salary range, \$1,680 to \$2,040; average, \$1,860—			
Mechanic.....	1 1,860	1 1,860	1 1,860
Scientific aids.....	1 1,680	1 1,680	1 1,680
Salary range, \$1,500 to \$1,860; average, \$1,680—			
Head gardener.....			1 1,500
Salary range, \$1,320 to \$1,680; average, \$1,500—			
Gardener.....	1 1,620	1 1,620	1 1,575
Per diem and other unclassified employees—			
Agent.....	1 1,500	1 1,500	1 1,500
Collaborator.....	1 30	1 30	1 30
Laborers.....	4 1,300	4 1,300	3 1,349
Total average number of regular employees.....	9 1/2	9 1/2	9 1/2
Total salaries and wages, regular employees.....	15,130.00	15,130.00	15,070.10
Temporary employees at salaries ranging from \$30 to \$1,300 per year.....	32	32	21
Total salaries and wages, temporary employees.....	12,890.00	12,890.00	1,260.99
Total number of employees, field service.....	41 1/2	41 1/2	30 1/2
Total salaries and wages, field service.....	28,020.00	28,020.00	16,331.09
01 Total personal services.....	70,673.00	70,673.00	56,915.75
Supplies and materials:			
0200 Stationery and office supplies.....	368.00	363.00	538.88
0220 Scientific and educational supplies.....	1,241.00	1,350.00	1,648.17
0230 Fuel.....		70.00	107.11
0250 Forage and other supplies for animals.....			27.00
0280 Sundry supplies.....	1,205.00	1,055.00	1,947.19
0290 Materials.....	320.00	360.00	1,255.44
02 Total supplies and materials.....	3,134.00	3,198.00	5,523.79
Communication service:			
0500 Telegraph service.....	36.00	31.00	43.21
0510 Telephone service.....	160.00	156.00	161.96
0520 Other communication service.....	20.00	20.00	29.81
05 Total communication service.....	216.00	207.00	234.98
Travel expenses:			
0615 Transportation.....	5,050.00	4,850.00	5,628.77
0616 Subsistence.....	2,550.00	2,350.00	12,658.71
06 Total travel expenses.....	7,600.00	7,200.00	8,287.48
07 Transportation of things.....	1,410.00	1,471.00	2,551.17
Printing and binding:			
0820 Stenographic work, type writing, multigraphing and mimeographing.....	5.00	5.00	8.60
0830 Photographing and photographs and prints.....	40.00	40.00	56.66
08 Total printing and binding.....	45.00	45.00	65.26
10 Furnishing of heat, light and power.....	85.00	85.00	98.75
11 Rents.....	211.00	211.00	212.50
12 Repairs and alterations.....	365.00	345.00	447.52
13 Special and miscellaneous current expenses.....	3,071.00	2,497.00	11,047.37
Equipment:			
3010 Furniture, furnishings and fixtures.....	395.00	345.00	641.24
3020 Educational, scientific and recreational equipment.....	285.00	185.00	157.64
3050 Other equipment.....	510.00	310.00	495.56
30 Total equipment.....	1,190.00	840.00	1,294.44
Reserve.....		1,770.00	
Total.....	88,000.00	88,542.00	86,679.01

Estimates of appropriations required for the service of the fiscal year ending June 30, 1927—Continued

General object (title of appropriation), date of acts, references to Statutes at Large, or to Revised Statutes, and estimated amount required for each detailed object

Total amount to be appropriated under each head of appropriation

Amount appropriated for the fiscal year ending June 30, 1926

General Expenses, Bureau of Plant Industry—Continued.

For investigating, in cooperation with States or privately owned nurseries, methods of propagating fruit trees, ornamental and other plants, the study of stocks used in propagating such plants and methods of growing stocks, for the purpose of providing American sources of stocks, cuttings, or other propagating materials, [\$20,164] (acts Apr. 18, 1900, vol. 31, pp. 135, 136, secs. 1-5; Aug. 24, 1912, vol. 37, pp. 506, 507, secs. 1-4; Feb. 10, 1925, vol. 43, pp. 830-833)...

\$20,000.00

	Estimated expenditures, 1927 appropriation	Estimated expenditures, 1926 appropriation	Expended and obligated, 1925
Departmental service:			
Salaries—			
Professional and scientific service—			
Grade 5, \$5,200 to \$6,000; average, \$5,600—			
Senior scientist	Average— No. 1 Salary \$5,200	Average— No. 1 Salary \$5,200	Average— No. 1 Salary \$5,200
Grade 4, \$3,800 to \$6,000; average, \$4,400—			
Scientist	1 3,800	1 3,800	1 3,800
Grade 3, \$3,000 to \$3,600; average, \$3,300—			
Associate scientist	1 3,100	1 3,100	1 3,000
Grade 1, \$1,860 to \$2,400; average, \$2,111.42—			
Junior scientist	1 2,400	1 2,400	1 2,400
Subprofessional service—			
Grade 4, \$1,500 to \$1,860; average, \$1,680—			
Junior library assistant	1 1,860	1 1,860	1 1,860
Clerical, administrative and fiscal service—			
Grade 7, \$2,400 to \$3,000; average, \$2,700—			
Junior administrative assistant	1 2,700	1 2,700	1 2,700
Grade 4, \$1,680 to \$2,040; average, \$1,860—			
Clerk	1 1,740	1 1,740	1 1,740
Total average number of employees	1 1/2	1 1/2	3 1/2
Total salaries, departmental service	3,913.00	3,913.00	10,794.17
Field service:			
Salaries and wages—			
Salary range, \$3,800 to \$5,000; average, \$4,400—			
Pomologist	1 3,800	1 3,800	
Salary range, \$2,400 to \$3,000; average, \$2,700—			
Assistant pomologist	1 2,400	1 2,400	
Salary range, \$1,860 to \$2,400; average, \$2,111.42—			
Senior scientific aid			1 2,300
Per diem and other unclassified employees—			
Agent	1 1,080	1 1,080	1 1,080
Laborers	3 1,237	3 1,237	2 1,248
Total average number of regular employees	5 1/2	5 1/2	2 1/2
Total salaries and wages, regular employees	10,450.00	10,450.00	3,587.47
Temporary employees at salaries ranging from \$900 to \$1,300 per year	4	4	3
Total salaries and wages, temporary employees	1,400.00	1,400.00	707.00
Total number of employees, field service	9 1/2	9 1/2	5 1/2
Total salaries and wages, field service	11,850.00	11,850.00	4,294.47
01 Total personal services	15,763.00	15,763.00	15,088.64
Supplies and materials:			
0200 Stationery and office supplies	15.00	15.00	18.34
0220 Scientific and educational supplies	300.00	250.00	275.39
0230 Fuel	10.00	10.00	12.47
0250 Forage and other supplies for animals	40.00	40.00	49.50
0280 Sundry supplies	300.00	300.00	574.30
0290 Materials	150.00	20.00	22.43
02 Total supplies and materials	815.00	635.00	952.43
04 Subsistence and care of animals and storage and care of vehicles	5.00	5.00	2.00
Communication service:			
0500 Telegraph service	15.00	15.00	14.20
0510 Telephone service	30.00	30.00	32.35
05 Total communication service	45.00	45.00	46.55
Travel expenses:			
0615 Transportation	1,000.00	1,000.00	1,339.66
0616 Subsistence	500.00	500.00	660.95
06 Total travel expenses	1,500.00	1,500.00	2,000.61
07 Transportation of things	150.00	250.00	199.24
08 Printing, engraving, and lithographing	5.00	5.00	1.38
11 Rents	130.00	130.00	130.00
12 Repairs and alterations	50.00	50.00	41.46
13 Special and miscellaneous current expenses	665.00	808.00	837.68
Equipment:			
3020 Educational, scientific, and recreational equipment	100.00	50.00	54.09
3050 Other equipment	472.00	300.00	332.72
30 Total equipment	572.00	350.00	386.81
32 Structures and parts	300.00	222.00	
Reserve		400.00	
Total	20,000.00	20,164.00	19,686.80

Estimates of appropriations required for the service of the fiscal year ending June 30, 1927—Continued

General object (title of appropriation), date of acts, references to Statutes at Large, or to Revised Statutes, and estimated amount required for each detailed object				Total amount to be appropriated under each head of appropriation	Amount appropriated for the fiscal year ending June 30, 1926
General Expenses, Bureau of Plant Industry—Continued.					
For continuing the necessary improvements to establish and maintain a general experiment farm and agricultural station on the Arlington Estate, in the State of Virginia, in accordance with the provisions of the act of Congress approved April 18, 1900, \$27,215: <i>Provided, That the limitations in this act as to the cost of farm buildings shall not apply to this paragraph (acts Apr. 18, 1900, vol. 31, pp. 135, 136, secs. 1-5; Aug. 24, 1912, vol. 37, pp. 506, 507, secs. 1-4; Feb. 10, 1925, vol. 43, pp. 830-833)</i>				\$27, 215. 00	
	Estimated expenditures, 1927 appropriation	Estimated expenditures, 1926 appropriation	Expended and obligated, 1925		
Field service:					
Salaries and wages—	<i>Average—</i>	<i>Average—</i>	<i>Average—</i>		
Salary range, \$5,200 to \$6,000; average, \$5,600—	No. Salary	No. Salary	No. Salary		
Senior scientist.....	1 \$5, 200	1 \$5, 200	1 \$5, 200		
Salary range, \$3,800 to \$5,000; average, \$4,400—					
Horticulturist and superintendent in charge.....	1 4, 000	1 4, 000	1 3, 800		
Salary range, \$3,000 to \$3,600; average, \$3,300—					
Associate horticulturist.....	1 3, 000	1 3, 000	1 3, 000		
Salary range, \$2,100 to \$2,700; average \$2,400—					
Principal scientific aid.....			1 1, 983		
Salary range, \$1,860 to \$2,400; average, \$2,111.42—					
Junior librarian.....			1 1, 920		
Senior mechanic.....			1 1, 981		
Senior foreman gardener.....			1 1, 983		
Salary range, \$1,680 to \$2,040; average, \$1,860—					
Mechanics.....	2 1, 770	2 1, 770	2 1, 870		
Salary range, \$1,500 to \$1,860; average, \$1,680—					
Head gardener.....	1 1, 500	1 1, 500	1 1, 800		
Assistant clerk-stenographer.....			1 1, 500		
Salary range, \$1,320 to \$1,680; average, \$1,500—					
Gardener.....			1 1, 350		
Salary range, \$1,140 to \$1,500; average, \$1,320—					
Undermechanic.....	1 1, 200	1 1, 200	1 1, 200		
01 Total number of employees, field service.....	6 13, 673. 00	6 13, 673. 00	9 11, 862. 05		
Total salaries and wages, field service.....					
Supplies and materials:					
0200 Stationery and office supplies.....	650. 00	650. 00	680. 03		
0210 Medical and hospital supplies.....	10. 00	10. 00			
0220 Scientific and educational supplies.....	200. 00	200. 00	257. 79		
0230 Fuel.....	2, 500. 00	2, 500. 00	2, 440. 19		
0250 Forage and other supplies for animals.....	1, 000. 00	1, 000. 00	34. 93		
0280 Sundry supplies.....	2, 500. 00	2, 500. 00	2, 543. 28		
0290 Materials.....	1, 220. 00	1, 220. 00	1, 816. 44		
02 Total supplies and materials.....	8, 080. 00	8, 080. 00	7, 772. 66		
Communication service:					
0500 Telegraph service.....	5. 00	5. 00	30. 25		
0510 Telephone service.....	275. 00	275. 00	259. 63		
05 Total communication service.....	280. 00	280. 00	289. 88		
Travel expenses:					
0615 Transportation.....	25. 00	25. 00	37. 11		
0616 Subsistence.....	25. 00	25. 00	3. 80		
06 Total travel expenses.....	50. 00	50. 00	40. 91		
Transportation of things.....	1, 140. 00	590. 00	1, 983. 20		
08 Photographing and photographs and prints.....	10. 00	20. 00			
10 Furnishing light, power, water, and electricity.....	800. 00	800. 00	964. 95		
12 Repairs and alterations.....	700. 00	700. 00	624. 08		
13 Special and miscellaneous current expenses.....	300. 00	300. 00	1, 125. 01		
Equipment:					
3010 Furniture, furnishings, and fixtures.....	25. 00	25. 00	30. 44		
3040 Livestock.....	680. 00	680. 00	388. 00		
3050 Other equipment.....	880. 00	880. 00	737. 32		
30 Total equipment.....	1, 585. 00	1, 585. 00	1, 155. 76		
Structures and parts:					
3210 Other structures.....	400. 00	400. 00	608. 63		
3220 Nonstructural improvements.....	197. 00	197. 00			
32 Total structures and parts.....	597. 00	597. 00	608. 63		
Reserve.....		540. 00			
Total.....	27, 215. 00	27, 215. 00	26, 427. 13		

¹ The total amount paid the above employees fiscal year 1925 was \$19,489.77, \$7,627.72 of which was absorbed by various cooperating agencies of the department.

Estimates of appropriations required for the service of the fiscal year ending June 30, 1927—Continued

General object (title of appropriation), date of acts, references to Statutes at Large, or to Revised Statutes, and estimated amount required for each detailed object	Total amount to be appropriated under each head of appropriation		Amount appropriated for the fiscal year ending June 30, 1926
General Expenses, Bureau of Plants Industry—Continued.			
For investigations in foreign seed and plant introduction, including the study, collection, purchase, testing, propagation, and distribution of rare and valuable seeds, bulbs, trees, shrubs, vines, cuttings, and plants from foreign countries and from our possessions, and for experiments with reference to their introduction and cultivation in this country, [\$144,989] (<i>acts Apr. 18, 1900, vol. 31, pp. 135, 136, secs. 1-5; Aug. 24, 1912, vol. 37, pp. 506, 507, secs. 1-4; Feb. 10, 1925, vol. 43, pp. 830-833</i>)	\$143, 059. 00		
	Estimated expenditures, 1927 appropriation	Estimated expenditures, 1926 appropriation	Expended and obligated, 1925
Departmental service:			
Salaries—			
Professional and scientific service—			
Grade 5, \$5,200 to \$6,000; average, \$5,600—	<i>Average—</i>	<i>Average—</i>	<i>Average—</i>
Senior scientists	No. 2 Salary \$5,200	No. 2 Salary \$5,200	No. 1½ Salary \$5,200
Grade 4, \$3,800 to \$5,000; average, \$4,400—			
Scientists	4 3,850	4 3,850	4 3,819
Grade 3, \$3,000 to \$3,600; average, \$3,300—			
Associate scientist	1 3,200	1 3,200	1 3,000
Grade 2, \$2,400 to \$3,000; average, \$2,700—			
Assistant scientists	1 3,000	1 3,000	1½ 2,843
Grade 1, \$1,860 to \$2,400; average, \$2,111.42—			
Junior scientists	1 2,400	1 2,400	1½ 2,131
Subprofessional service—			
Grade 6, \$1,860 to \$2,400; average, \$2,111.42—			
Senior scientific aid	1 2,300	1 2,300	1 2,138
Grade 5, \$1,680 to \$2,040; average, \$1,860—			
Scientific aid	1 1,800	1 1,800	1 1,800
Grade 4, \$1,500 to \$1,860; average, \$1,680—			
Head gardener	1 1,860	1 1,860	
Grade 2, \$1,140 to \$1,500; average, \$1,320—			
Underscientific helper	1 1,200	1 1,200	★ 1,140
Clerical, administrative, and fiscal service—			
Grade 6, \$2,100 to \$2,700; average, \$2,400—			
Principal clerks	1 2,500	1 2,500	1½ 2,303
Grade 5, \$1,860 to \$2,400; average, \$2,111.42—			
Senior photographer			★ 2,300
Grade 2, \$1,320 to \$1,680; average, \$1,500—			
Junior clerk			†† 1,351
Grade 1, \$1,140 to \$1,500; average, \$1,320—			
Underphotographer	1 1,320	1 1,320	
Underclerk		†† 1,140	★ 1,140
Custodial service—			
Grade 2, \$900 to \$1,140; average, \$1,020—			
Office laborer			★ 900
Total average number of employees	15	15½	14½
Total salaries, departmental service	45,380.00	46,380.00	43,378.82
The difference between 1927 and 1926 is due to decrease in force, \$1,000.			
Field service:			
Salaries and wages—			
Salary range \$3,000 to \$3,600; average, \$3,300—			
Associate horticulturist	1 3,000	1 3,000	1 2,738
Salary range, \$2,400 to \$3,000; average, \$2,700—			
Superintendents	3 2,600	3 2,600	3 2,579
Salary range, \$2,100 to \$2,700; average, \$2,400—			
Superintendents	2 2,450	2 2,450	2 2,450
Salary range, \$1,860 to \$2,400; average, \$2,111.42—			
Senior scientific aids	3 2,100	3 2,100	3½ 1,960
Salary range, \$1,680 to \$2,040; average, \$1,860—			
Scientific aids	1½ 1,711	1½ 1,711	1½ 1,696
Salary range, \$1,500 to \$1,860; average, \$1,680—			
Assistant clerk	1 1,500	1 1,500	
Head gardener			★ 1,500
Salary range, \$1,320 to \$1,680; average, \$1,500—			
Junior scientific aid	1 1,500	1 1,500	★ 1,440
Gardener			★ 1,380
Per diem and other unclassified employees—			
Collaborator	1 300	1 300	1 300
Laborers	12 1,212	12 1,212	11½ 1,219
Total average number of regular employees	25½	25½	24½
Total salaries and wages, regular employees	43,119.00	43,119.00	40,096.27
Temporary employees at salaries ranging from \$300 to \$1,565 per year	9	9	25
Total salaries and wages, temporary employees	7,800.00	7,800.00	8,086.47
Total number of employees, field service	34½	34½	49½
Total salaries and wages, field service	50,919.00	50,919.00	48,182.74
01 Total personal services	96,299.00	97,299.00	91,561.56
Supplies and materials:			
0200 Stationery and office supplies	3,500.00	3,500.00	3,779.40
0220 Scientific and educational supplies	2,600.00	2,600.00	2,743.59
0230 Fuel	2,000.00	2,000.00	1,811.65
0250 Forage and other supplies for animals	500.00	500.00	639.79
0280 Sundry supplies	3,800.00	3,800.00	4,578.05
0290 Materials	2,500.00	2,500.00	2,247.60
02 Total supplies and materials	14,900.00	14,900.00	15,800.08
04 Subsistence and care of animals and storage and care of vehicles	150.00	150.00	177.40

Estimates of appropriations required for the service of the fiscal year ending June 30, 1927—Continued

General object (title of appropriation), date of acts, references to Statutes at Large, or to Revised Statutes, and estimated amount required for each detailed object				Total amount to be appropriated under each head of appropriation	Amount appropriated for the fiscal year ending June 30, 1926
<i>General Expenses, Bureau of Plant Industry—Continued.</i>					
	Estimated expenditures, 1927 appropriation	Estimated expenditures, 1926 appropriation	Expended and obligated, 1925		
Communication service:					
0500 Telegraph service.....	\$300.00	\$300.00	\$152.73		
0510 Telephone service.....	500.00	500.00	1,188.72		
0520 Other communication service.....	20.00	20.00	161.54		
05 Total communication service.....	820.00	820.00	1,502.99		
Travel expenses:					
0615 Transportation.....	4,500.00	4,500.00	3,619.34		
0616 Subsistence.....	3,850.00	3,850.00	2,593.67		
06 Total travel expenses.....	8,350.00	8,350.00	6,213.01		
07 Transportation of things.....	2,520.00	2,520.00	3,906.95		
Printing and binding:					
0920 Stenographic work, typewriting, multi-graphing, and mimeographing.....	1,100.00	1,100.00			
0630 Photographing and photographs and prints.....	200.00	200.00	85.53		
08 Total printing and binding.....	1,300.00	1,300.00	85.53		
10 Furnishing of heat, light, and power.....	1,000.00	1,000.00	1,119.26		
Rents:					
1100 Rent of buildings and structures.....	50.00	50.00	50.00		
1110 Other rents.....	250.00	250.00	245.58		
11 Total rents.....	300.00	300.00	295.58		
12 Repairs and alterations.....	4,850.00	4,850.00	2,540.04		
13 Special and miscellaneous current expenses.....	500.00	500.00	529.79		
Equipment:					
3010 Furniture, furnishings, and fixtures.....	700.00	700.00	688.22		
3020 Educational, scientific, and recreational equipment.....	20.00	20.00	36.86		
3040 Livestock.....			175.00		
3050 Other equipment.....	3,550.00	3,550.00	3,584.34		
30 Total equipment.....	4,270.00	4,270.00	4,484.42		
Structures and parts:					
3210 Other structures.....	6,250.00	4,280.00	8,059.85		
3220 Nonstructural improvements.....	1,550.00	1,550.00	1,465.37		
32 Total structures and parts.....	7,800.00	5,830.00	9,525.22		
Reserve.....		2,900.00			
Total.....	143,050.00	144,989.00	137,742.83		

For the purchase, propagation, testing, and distribution of new and rare seeds; for the investigation and improvement of grasses, alfalfa, clover, and other forage crops, including the investigation of the utilization of cacti and other dry-land plants, [\$127,465] \$134,695: *Provided*, That of this amount not to exceed \$36,600 may be used for the purchase and distribution of such new and rare seeds (*acts Apr. 18, 1900, vol. 31, pp. 185, 136, secs. 1-5; Aug. 24, 1912, vol. 37, pp. 506, 507, secs. 1-4; Feb. 10, 1925, vol. 43, pp. 830-833*).....

\$134,695.00

	Estimated expenditures, 1927 appropriation	Estimated expenditures, 1926 appropriation	Expended and obligated, 1925
Departmental service:			
Salaries—			
Professional and scientific service—			
Grade 5, \$5,200 to \$6,000; average, \$5,600—			
Senior scientists.....	Average— No. 2 Salary \$5,400	Average— No. 2 Salary \$5,400	Average— No. 1½ Salary \$5,200
Grade 4, \$3,800 to \$5,000; average, \$4,400—			
Scientists.....	3 4,067	3 4,067	3 3,942
Grade 3, \$3,000 to \$3,600; average, \$3,300—			
Associate scientists.....	2 3,350	2½ 3,311	2 3,150
Grade 2, \$2,400 to \$3,000; average, \$2,700—			
Assistant scientists.....	1 2,800	1 2,800	1½ 2,824
Subprofessional service—			
Grade 6, \$1,800 to \$2,400; average, \$2,111.42—			
Superintendent.....	1 2,100	1 2,100	1 2,100
Clerical, administrative, and fiscal service—			
Grade 7, \$2,400 to \$3,000; average, \$2,700—			
Junior administrative assistant.....	1 2,800	1 2,800	1 2,700
Grade 4, \$1,680 to \$2,040; average, \$1,860—			
Clerks.....	1 1,740	1 1,740	1½ 1,722
Grade 3, \$1,500 to \$1,800; average, \$1,650—			
Assistant clerks.....	2 1,620	2 1,620	2 1,590
Grade 2, \$1,320 to \$1,680; average, \$1,500—			
Junior clerk.....	½ 1,320	½ 1,320	½ 1,500
Grade 1, \$1,140 to \$1,500; average, \$1,320—			
Underclerk.....	½ 1,140	½ 1,140	

Estimates of appropriations required for the service of the fiscal year ending June 30, 1927—Continued

General object (title of appropriation), date of acts, references to Statutes at Large, or to Revised Statutes, and estimated amount required for each detailed object	Total amount to be appropriated under each head of appropriation		Amount appropriated for the fiscal year ending June 30, 1926
General Expenses, Bureau of Plant Industry—Continued.			
	Estimated expenditures, 1927 appropriation	Estimated expenditures, 1926 appropriation	Expended and obligated, 1925
Departmental service—Continued.			
Salaries—Continued.			
Custodial service—			
Grade 3, \$1,020 to \$1,260; average, \$1,140—	Average— No. Salary	Average— No. Salary	Average— No. Salary
Senior laborers.....	1½ \$1,020	1½ \$1,020
Grade 2, \$900 to \$1,140; average, \$1,020—			
Junior laborer.....	1½ 900	1½ 900	1½ \$900
Total average number of employees.....	16½	16½	13½
Total salaries, departmental service.....	46,115.00	46,865.00	41,294.16
The difference between 1927 and 1926 is due to decrease in force—\$750.			
Field service:			
Salaries and wages—			
Salary range, \$3,000 to \$3,600; average, \$3,300—			
Associate agronomists.....	3 3,000	3 3,000	3 3,000
Salary range, \$2,400 to \$3,000; average, \$2,700—			
Assistant agronomists.....	3 2,500	3 2,500	3 2,438
Salary range, \$1,860 to \$2,400; average, \$2,111.42—			
Junior agronomist.....	1 1,860	1 1,860	1½ 1,860
Salary range, \$1,680 to \$2,040; average, \$1,860—			
Scientific aids.....	2 1,860	2 1,860	2 1,763
Per diem and other unclassified employees—			
Agents.....	6 1,154	6 1,154	5½ 1,042
Field assistant.....	1 1,200	1 1,200	1½ 1,200
Laborers.....	4 784	4 784	2½ 849
Total average number of regular employees.....	20	20	16½
Total salaries and wages, regular employees.....	33,336.00	33,336.00	28,901.91
Temporary employees at salaries, ranging from \$1 to \$1,500 per year.....	33	33	26
Total salaries and wages, temporary employees.....	13,871.00	13,871.00	13,340.68
Total number of employees, field service.....	53	53	42
Total salaries and wages, field service.....	47,207.00	47,207.00	42,242.59
01 Total personal services.....	93,322.00	94,072.00	83,536.75
Supplies and materials:			
0200 Stationery and office supplies.....	1,780.00	1,780.00	1,863.44
0220 Scientific and educational supplies.....	3,670.00	3,127.00	3,588.36
0230 Fuel.....	32.00	32.00	39.99
0280 Sundry supplies.....	15,587.00	13,853.00	16,621.79
0290 Materials.....			38.92
02 Total supplies and materials.....	21,069.00	18,792.00	22,152.50
04 Subsistence and care of animals.....	128.00	125.00	126.20
Communication service:			
0500 Telegraph service.....	120.00	120.00	120.47
0510 Telephone service.....	1,206.00	1,206.00	1,145.04
0520 Other communication service.....	7.00	7.00	7.65
05 Total communication service.....	1,333.00	1,333.00	1,273.16
Travel expenses:			
0615 Transportation.....	5,000.00	5,000.00	5,164.16
0616 Subsistence.....	2,000.00	2,000.00	2,163.32
06 Total travel expenses.....	7,000.00	7,000.00	7,327.48
07 Transportation of things.....	2,900.00	2,900.00	2,278.00
Printing and binding:			
0810 Lithographing, engraving and engrossing.....	3.00	3.00	3.80
0830 Photographing and photographs and prints.....	200.00	200.00	215.05
08 Total printing and binding.....	203.00	203.00	218.85
10 Furnishing of heat, light and power.....	362.00	362.00	363.08
11 Rents.....	1,137.00	1,137.00	599.18
12 Repairs and alterations.....	443.00	443.00	521.39
13 Special and miscellaneous current expenses.....	4,454.00	4,454.00	4,483.72
Equipment:			
3010 Furniture, furnishings and fixtures.....	404.00	404.00	469.87
3020 Educational, scientific, and recreational equipment.....	400.00	400.00	480.47
3050 Other equipment.....	1,540.00	1,540.00	1,906.65
30 Total equipment.....	2,344.00	2,344.00	2,856.99
32 Structures and parts.....			43.88
Reserve.....		2,550.00	
Total.....	134,695.00	135,715.00	125,781.18

¹ Includes \$8,250 of the \$10,000 deficiency for forage crops appropriated by the act of Mar. 4, 1925.

Estimates of appropriations required for the service of the fiscal year ending June 30, 1927—Continued

General object (title of appropriation), date of acts, references to Statutes at Large, or to Revised Statutes, and estimated amount required for each detailed object	Total amount to be appropriated under each head of appropriation	Amount appropriated for the fiscal year ending June 30, 1926
General Expenses, Bureau of Plant Industry—Continued. For biophysical investigations in connection with the various lines of work herein authorized (<i>acts Apr. 18, 1900, vol. 31, pp. 135, 136, secs. 1-5; Aug. 24, 1912, vol. 37, pp. 506, 507, secs. 1-4; Feb. 10, 1925, vol. 43, pp. 830-833</i>)-----		
	\$33,952.00	
	</	

Estimates of appropriations required for the service of the fiscal year ending June 30, 1927—Continued

General object (title of appropriation), date of acts, references to Statutes at Large, or to Revised Statutes, and estimated amount required for each detailed object				Total amount to be appropriated under each head of appropriation	Amount appropriated for the fiscal year ending June 30, 1926
General Expenses, Bureau of Plant Industry—Continued. For investigation, eradication, and control of tomato disease, commonly known as nailhead rust (<i>act Feb. 10, 1925, vol. 43, p. 883</i>)-----				\$10, 000. 00	
	Estimated expenditures, 1927 appropriation	Estimated expenditures, 1926 appropriation	Expended and obligated, 1926		
Departmental service:					
Salaries—					
Professional and scientific service—	<i>Average—</i>	<i>Average—</i>	<i>Average—</i>		
Grade 5, \$5,200 to \$6,000; average, \$5,600—	<i>No. Salary</i>	<i>No. Salary</i>	<i>No. Salary</i>		
Senior scientist.....	1½ \$5,200	1½ \$5,200	1½ \$5,200		
Grade 4, \$3,800 to \$5,000; average, \$4,400—					
Scientist.....	1½ 4,000	1½ 4,000	1½ 3,800		
Grade 3, \$3,000 to \$3,600; average, \$3,300—					
Associate scientist.....	1½ 3,300	1½ 3,300	1½ 3,000		
Grade 2, \$2,400 to \$3,000; average, \$2,700—					
Assistant scientist.....	1½ 2,600	1½ 2,600			
Grade 1, \$1,860 to \$2,400; average, \$2,111.42—					
Junior scientist.....			1½ 2,370		
Total average number of employees.....	1½	1½	1½		
Total salaries, departmental service.....	3,717. 00	3,717. 00	3,029. 15		
Field service:					
Salaries and wages—					
Salary range, \$3,000 to \$3,600; average, \$3,300—					
Associate scientist.....	1½ 3,300. 00	1½ 3,300. 00	1½ 3,100. 00		
Total average number of regular employees.....	1½	1½	1½		
Total salaries and wages, regular employees.....	550. 00	550. 00	516. 66		
Temporary employees at salaries ranging from \$1,060 to \$1,800 per year.....	1½	1½	1½		
Total salaries and wages, temporary employees.....	1,560. 00	1,560. 00	1,275. 15		
Total number of employees, field service.....	1½	1½	1½		
Total salaries and wages, field service.....	2,110. 00	2,110. 00	1,791. 81		
01 Total personal services.....	5,827. 00	5,827. 00	4,820. 96		
Supplies and materials:					
0200 Stationery and office supplies.....	10. 00	10. 00	. 84		
0220 Scientific and educational supplies.....	85. 00	85. 00	78. 32		
0230 Fuel.....	10. 00	10. 00	1. 52		
0280 Sundry supplies.....	275. 00	275. 00	69. 28		
02 Total supplies and materials.....	380. 00	380. 00	149. 96		
Communication service:					
0500 Telegraph service.....	5. 00	5. 00	5. 46		
0510 Telephone service.....	30. 00	30. 00	27. 25		
05 Total communication service.....	35. 00	35. 00	32. 71		
Travel expenses:					
0615 Transportation.....	2,300. 00	2,300. 00	2,141. 69		
0616 Subsistence.....	750. 00	750. 00	735. 58		
06 Total travel expenses.....	3,050. 00	3,050. 00	2,877. 27		
07 Transportation of things.....	85. 00	85. 00	78. 00		
10 Furnishing of heat, light, and power.....	15. 00	15. 00	7. 80		
12 Repairs and alterations.....	50. 00	50. 00	45. 15		
13 Special and miscellaneous current expenses.....	458. 00	258. 00	313. 07		
Equipment:					
3020 Educational, scientific and recreational equipment.....	100. 00	100. 00	35. 00		
3050 Other equipment.....			534. 77		
30 Total equipment.....	100. 00	100. 00	569. 77		
Reserve.....		200. 00			
Total.....	10, 000. 00	10, 000. 00	8, 894. 69		

Estimates of appropriations required for the service of the fiscal year ending June 30, 1927—Continued

General object (title of appropriation), date of acts, references to Statutes at Large, or to Revised Statutes, and estimated amount required for each detailed object				Total amount to be appropriated under each head of appropriation	Amount appropriated for the fiscal year ending June 30, 1926
General Expenses, Bureau of Plant Industry—Continued.					
For general administrative expenses connected with the above-mentioned lines of investigation, including the office of the chief of bureau, the associate chief of bureau, the officers in charge of publications, records, supplies, and property, and for miscellaneous expenses incident thereto, [\$26,400] (acts Apr. 18, 1900, vol. 31, pp. 185, 136, sec. 1-6; Aug. 24, 1912, vol. 37, pp. 506, 507, sec. 1-4; Feb. 10, 1925, vol. 43, p. 833)-----				\$26,000.00	
	Estimated expenditures, 1927 appropriation	Estimated expenditures, 1926 appropriation	Expended and obligated, 1925		
Departmental service:					
Salaries—					
Professional and scientific service—					
Grade 5, \$5,200 to \$6,000; average, \$5,600—	Average—	Average—	Average—		
Associate chief of bureau.....	No. Salary	No. Salary	No. Salary		
Grade 4, \$3,800 to \$5,000; average, \$4,400—	1 \$6,000	1 \$6,000	1 \$5,600		
Assistant to the chief.....	1 4,400	1 4,400	1 4,075		
Clerical, Administrative and Fiscal service—					
Grade 7, \$2,400 to \$3,000; average, \$2,700—					
Junior administrative assistant.....	1 2,800	1 2,800			
Grade 6, \$2,100 to \$2,700; average, \$2,400—					
Principal clerk.....			☆ 2,100		
Grade 3, \$1,500 to \$1,800; average, \$1,680—					
Assistant clerk.....			☆ 1,500		
Grade 2, \$1,320 to \$1,680; average, \$1,500—					
Junior clerk.....			☆ 1,380		
Total average number of employees.....	3	3	2½		
Total salaries, departmental service.....	13,200.00	13,200.00	11,250.13		
Supplies and materials:					
0200 Stationery and office supplies.....	2,200.00	2,200.00	2,196.57		
0220 Scientific and educational supplies.....	250.00	250.00	232.74		
0280 Sundry supplies.....	1,045.00	1,045.00	1,020.14		
0290 Materials.....	5.00	5.00	3.82		
02 Total supplies and materials.....	3,500.00	3,500.00	3,453.27		
Communication service:					
0500 Telegraph service.....	200.00	200.00	151.45		
0510 Telephone service.....	500.00	500.00	496.66		
0520 Other communication service.....	800.00	800.00	758.72		
05 Total communication service.....	1,500.00	1,500.00	1,406.83		
Travel expenses:					
0615 Transportation.....	1,800.00	1,800.00	681.18		
0616 Subsistence.....	700.00	700.00	215.52		
06 Total travel expenses.....	2,500.00	2,500.00	896.70		
07 Transportation of things.....	250.00	250.00	144.21		
08 Printing, engraving, and lithographing.....			1.98		
12 Repairs and alterations.....	2,500.00	2,500.00	1,440.04		
13 Special and miscellaneous current expenses.....	130.00		638.04		
Equipment:					
3010 Furniture, furnishings and fixtures.....	1,500.00	1,500.00	1,368.76		
3020 Educational, scientific and recreational equipment.....	420.00	420.00	256.83		
3050 Other equipment.....	500.00	500.00	315.19		
30 Total equipment.....	2,420.00	2,420.00	1,940.78		
32 Structures and parts.....			685.10		
Reserve.....		530.00			
Total.....	26,000.00	26,400.00	21,859.08		
In all, general expenses.....				\$3,173,325.00	\$3,299,862.00
Total, Bureau of Plant Industry, [\$3,881,073] \$3,748,325, of which amount not to exceed [\$1,470,000] \$1,486,979, may expended for personal services in the District of Columbia.....				3,748,325.00	3,881,073.00

Estimates of appropriations required for the service of the fiscal year ending June 30, 1927—Continued

General object (title of appropriation), date of acts, references to Statutes at Large, or to Revised Statutes, and estimated amount required for each detailed object				Total amount to be appropriated under each head of appropriation	Amount appropriated for the fiscal year ending June 30, 1926
FOREST SERVICE					
Salaries, Forest Service—					
For the Chief Forester and other personal services in the District of Columbia in accordance with the classification act of 1923, and for personal services in the field (<i>act Feb. 10, 1925, vol. 43, p. 833</i>)				\$3, 316, 380. 00	\$3, 325, 003. 00
	Estimated expenditures, 1927 appropriation	Estimated expenditures, 1926 appropriation	Expended and obligated, 1925		
Department service:					
Salaries—					
Professional and scientific service—	<i>Average—</i>	<i>Average—</i>	<i>Average—</i>		
Grade 6, \$6,000 to \$7,500; average, \$6,750—	No. 1 Salary \$6,500	No. 1 Salary \$6,500	No. 1 Salary \$6,187		
Chief of Forest Service					
Subprofessional service—					
Grade 8, \$2,400 to \$3,000; average, \$2,700—					
Chief draftsmen	2 2,450	2 2,450	2½ 2,400		
Grade 7, \$2,100 to \$2,700; average, \$2,400—					
Principal draftsmen	6 2,167	6 2,167	6 2,104		
Grade 6, \$1,860 to \$2,400; average, \$2,111.42—					
Senior artists	2 2,050	2 2,050	2 1,981		
Grade 5, \$1,680 to \$2,040; average, \$1,860—					
Draftsmen	7 1,697	7 1,697	6½ 1,697		
Grade 4, \$1,500 to \$1,860; average, \$1,680—					
Assistant scientific aid			½ 1,572		
Grade 3, \$1,320 to \$1,680; average, \$1,500—					
Junior draftsmen	4 1,380	4 1,380	4 1,375		
Grade 2, \$1,140 to \$1,500; average, \$1,320—					
Under scientific helper	1 1,380	1 1,380	1 1,380		
Clerical, administrative, and fiscal service—					
Grade 9, \$3,000 to \$3,600; average, \$3,300—					
Administrative officers	1 3,100	1 3,100	1½ 3,007		
Grade 7, \$2,400 to \$3,000; average, \$2,700—					
Assistant administrative officer			½ 2,400		
Grade 6, \$2,100 to \$2,700; average, \$2,400—					
Principal clerks	6 2,283	6 2,283	6 2,233		
Grade 5, \$1,860 to \$2,400; average, \$2,111.42—					
Senior photographers	4 1,890	4 1,890	4½ 1,884		
Senior clerks	12 2,082	12 2,082	12 2,065		
Grade 4, \$1,680 to \$2,040; average, \$1,860—					
Clerks	27 1,755	27 1,755	26½ 1,719		
Grade 3, \$1,500 to \$1,860; average, \$1,680—					
Assistant clerks	26 1,540	26 1,540	25½ 1,501		
Assistant operative	1 1,560	1 1,560	1 1,523		
Assistant photographer	1 1,500	1 1,500	1 1,500		
Grade 2, \$1,320 to \$1,680; average, \$1,500—					
Junior clerks	13 1,353	13 1,353	13 1,369		
Junior operatives	2 1,380	2 1,380	1½ 1,320		
Grade 1, \$1,140 to \$1,500; average, \$1,320—					
Under telephone operator	1 1,200	1 1,200	1 1,197		
Under operative	1 1,320	1 1,320	1 1,223		
Under clerks	2 1,320	2 1,320	4½ 1,252		
Custodial service—					
Grade 6, \$1,500 to \$1,860; average, \$1,680—					
Assistant custodians	2 1,530	2 1,530	1½ 1,500		
Grade 5, \$1,320 to \$1,680; average, \$1,500—					
Junior custodian	1 1,380	1 1,380	1 1,320		
Grade 4, \$1,140 to \$1,500; average, \$1,320—					
Under custodian	1 1,200	1 1,200	1 1,200		
Grade 3, \$1,020 to \$1,260; average, \$1,140—					
Minor custodians	7 1,037	8 1,035	7½ 1,043		
Grade 2, \$900 to \$1,140; average, \$1,020—					
Office laborers	5 948	5 948	5 944		
Charwomen (part time)	10 335	10 335	11 305		
Grade 1, \$600 to \$780; average, \$690—					
Junior messengers	4 660	4 660	4½ 666		
Total average number of employees	150	151	154½		
Total salaries, departmental service	236, 246	237, 266	237, 075		
The difference between 1927 and 1926 is due to decrease in force, \$1, 020.					
Field service:					
Salaries and wages—					
Salary range, \$5,200 to \$6,000; average, \$5,600—					
District forester	1 5,200	1 5,200	1 5,416		
Salary range, \$3,800 to \$5,000; average, \$4,400—					
Assistant district foresters	6 3,900	6 3,900	6½ 3,848		
Salary range, \$3,300 to \$3,900; average, \$3,600—					
Forest supervisors	29 3,320	29 3,320	28½ 3,300		
Senior administrative officers	1½ 3,300	1½ 3,300	1½ 3,300		
District fiscal agent	½ 3,300	½ 3,300	½ 3,300		
Salary range, \$3,000 to \$3,600; average, \$3,300—					
Forest supervisors	54 3,050	54 3,050	54 3,018		
Logging engineer	½ 3,000	½ 3,000	½ 3,000		
Associate range examiner	1 3,000	1 3,000	½ 3,000		
Administrative officer	1 3,000	1 3,000	½ 3,000		
Associate civil engineer			½ 3,000		
Associate hydraulic engineer			½ 3,000		
Salary range, \$2,700 to \$3,300; average, \$3,000—					
Associate administrative officer	1 2,700	1 2,700	1 2,700		
Forest supervisors	22 2,730	22 2,730	22½ 2,700		
District fiscal agent	1 2,800	1 2,800	1 2,800		

Estimates of appropriations required for the service of the fiscal year ending June 30, 1927—Continued

General object (title of appropriation), date of acts, references to Statutes at Large, or to Revised Statutes, and estimated amount required for each detailed object	Total amount to be appropriated under each head of appropriation		Amount appropriated for the fiscal year ending June 30, 1926
<i>Salaries, Forest Service—Continued.</i>			
	Estimated expenditures, 1927 appropriation	Estimated expenditures, 1926 appropriation	Expended and obligated, 1925
Field service—Continued.			
Salaries and wages—Continued			
Salary range, \$2,400 to \$3,000; average, \$2,700—	Average— No. Salary	Average— No. Salary	Average— No. Salary
Assistant forest supervisors	54 \$2,425	54 \$2,425	54 1/2 \$2,403
Assistant administrative officer	1 2,400	1 2,400	1 2,400
Chief surveyors	5 2,420	5 2,420	4 1/2 2,400
Assistant range examiner			1 2,400
Chief lumbermen	2 2,400	2 2,400	2 1/2 2,400
Assistant foresters	5 2,420	5 2,420	4 1/2 2,400
Chief draftsmen	4 2,400	4 2,400	4 2,400
Assistant engineer			1 2,796
Assistant district forest inspector	1 2,500	1 2,500	1 2,438
Salary range, \$2,100 to \$2,700; average, \$2,400—			
Assistant forest supervisors	12 2,200	12 2,200	12 2,184
Principal clerks	16 2,200	16 2,200	15 1/2 2,178
Principal surveyor-draftsmen	5 2,100	5 2,100	4 1/2 2,100
Principal engineer-draftsmen	1 2,100	1 2,100	1 1/2 2,100
Principal draftsmen	1 2,600	1 2,600	1 1/2 2,580
Principal custodian			1 2,100
Printer	1 2,100	1 2,100	1 2,100
Salary range, \$1,860 to \$2,400; average, \$2,111.42—			
Senior clerks	55 1,980	55 1,980	54 1/2 1,970
Draftsmen	10 1,860	10 1,860	9 1/2 1,860
Junior range examiners	5 1,980	5 1,980	4 1/2 1,966
Junior foresters	17 1,920	17 1,920	16 1/2 1,896
Senior forest rangers	182 1,960	182 1,960	182 1/2 1,949
Senior lumbermen	2 2,050	2 2,050	1 1/2 2,030
Printer			1 1,860
Salary range, \$1,680 to \$2,040; average, \$1,860—			
Clerks	167 1,720	167 1,720	166 1/2 1,700
Warehouse foremen	3 1,720	3 1,720	3 1,720
Forest rangers	626 1,760	626 1,760	626 1/2 1,745
Draftsmen	9 1,700	9 1,700	9 1/2 1,688
Laboratory-mechanic	1 1,680	1 1,680	1 1,680
Custodian			1 1,740
Laboratory aid			1 1,740
Lumbermen	4 1,760	4 1,760	3 1/2 1,750
Salary range, \$1,500 to \$1,860; average, \$1,680—			
Assistant clerks	145 1,520	145 1,520	145 1/2 1,504
Assistant draftsmen	8 1,500	8 1,500	7 1/2 1,500
Assistant forest rangers	79 1,550	79 1,550	79 1/2 1,535
Assistant scalars	3 1,500	3 1,500	2 1/2 1,511
Assistant custodians	2 1,560	2 1,560	2 1/2 1,560
Rubber-stamp maker	1 1,500	1 1,500	1 1,500
Assistant laboratory mechanic			1 1,560
Assistant laboratory aids	6 1,500	6 1,500	6 1/2 1,500
Salary range, \$1,320 to \$1,680; average, \$1,500—			
Junior clerks	51 1,310	51 1,310	50 1/2 1,321
Junior draftsmen	3 1,380	3 1,380	2 1/2 1,373
Junior custodian	1 1,320	1 1,320	1 1,320
Junior comp. aid			1 1,320
Junior laboratory aids	4 1,320	4 1,320	3 1/2 1,320
Salary range, \$1,140 to \$1,500; average, \$1,320—			
Under operators	4 1,170	4 1,170	4 1/2 1,140
Under blue printer	1 1,260	1 1,260	1 1,260
Under clerks	3 1,280	3 1,280	3 1/2 1,282
Under draftsman			1 1,260
Head messenger	1 1,140	1 1,140	1 1,140
Under telephone operators	2 1,170	2 1,170	1 1/2 1,157
Under laboratory aid	1 1,140	1 1,140	1 1,140
Carpenter	1 1,260	1 1,260	1 1,260
Salary range, \$1,020 to \$1,260; average, \$1,140—			
Assistant messenger	1 1,080	1 1,080	1 1,045
Senior messengers	6 1,020	6 1,020	6 1,020
Unskilled laborers	2 1,020	2 1,020	2 1,020
Minor custodians	3 1,040	3 1,040	3 1/2 1,038
Packers	4 1,140	4 1,140	4 1,132
Salary range, \$600 to \$780; average, \$690—			
Junior messengers	2 750	2 750	2 750
Minor laboratory aids	1 780	1 780	1 1/2 780
Salary range, \$420 to \$600; average, \$510—			
Charwoman	1 480	1 480	1 480
Total average number of employees, field service	1,643 1/2	1,643 1/2	1,642 1/2
Total salaries and wages, field service	3,057,690.00	3,057,690.00	3,052,078.00
Wages, temporary laborers	19 22,444.00	25 30,047.00	25 1/2 30,458.70
The difference between 1927 and 1926 is due to decrease in force, \$7,603.			
01 Total personal services	3,316,380.00	3,325,003.00	3,299,611.70

Estimates of appropriations required for the service of the fiscal year ending June 30, 1927—Continued

General object (title of appropriation), date of acts, references to Statutes at Large, or to Revised Statutes, and estimated amount required for each detailed object	Total amount to be appropriated under each head of appropriation	Amount appropriated for the fiscal year ending June 30, 1926
<i>General Expenses, Forest Service—</i>		
<p>To enable the Secretary of Agriculture to experiment and to make and continue investigations and report on forestry, national forests, forest fires, and lumbering, but no part of this appropriation shall be used for any experiment or test made outside the jurisdiction of the United States; to advise the owners of woodlands as to the proper care of the same; to investigate and test American timber and timber trees and their uses, and methods for the preservative treatment of timber; to seek through investigations and the planting of native and foreign species, suitable trees for the treeless regions; to erect necessary buildings: <i>Provided</i>, That the cost of any building purchased, erected, or as improved shall not exceed \$1,500; to pay all expenses necessary to protect, administer, and improve the national forests, including tree planting in the forest reserves to prevent erosion, drift, surface wash, and soil waste and the formation of floods, and including the payment of rewards under regulations of the Secretary of Agriculture for information leading to the arrest and conviction for violation of the laws and regulations relating to fires in or near national forests, or for the unlawful taking of, or injury to, Government property; to ascertain the natural conditions upon and utilize the national forests and the Secretary of Agriculture may, in his discretion, permit timber and other forest products cut or removed from the national forests to be exported from the State or Territory in which said forests are respectively situated; to transport and care for fish and game supplied to stock the national forests or the waters therein; to employ agents, clerks, assistants, and other labor required in practical forestry and in the administration of national forests in the city of Washington and elsewhere; to collate, digest, report, and illustrate the results of experiments and investigations made by the Forest Service; to purchase necessary supplies, apparatus, office fixtures, law books, and technical books and technical journals for officers of the Forest Service stationed outside of Washington, and for medical supplies and services and other assistance necessary for the immediate relief of artisans, laborers, and other employees engaged in any hazardous work under the Forest Service; to pay freight, express, telephone, and telegraph charges; for electric light and power, fuel, gas, ice, and washing towels, and official traveling and other necessary expenses, including traveling expenses for legal and fiscal officers while performing Forest Service work; and for rent outside of the District of Columbia, as follows (<i>acts Mar. 3, 1899, vol. 30, p. 1095; June 3, 1902, vol. 32, p. 295; Feb. 1, 1905, vol. 33, p. 268; June 11, 1906, vol. 34, p. 233; Mar. 1, 1911, vol. 36, p. 963; Mar. 4, 1913, vol. 37, p. 842; Mar. 4, 1916, vol. 38, p. 1099; Feb. 10, 1925, vol. 43, pp. 833, 834; Mar. 3, 1925, vol. 43, p. 1132</i>):</p>		
<p>For the employment of forest supervisors, deputy forest supervisors, forest rangers, forest guards, and administrative clerical assistants on the national forests, and for additional salaries and field-station expenses, including the maintenance of nurseries, collecting seed, and planting, necessary for the use, maintenance, improvement, and protection of the national forests and of additional national forests created or to be created under section 11 of the act of March 1, 1911 (Thirty-sixth Statutes at Large, page 963), and lands under contract for purchase or for the acquisition of which condemnation proceedings have been instituted for the purposes of said act, and for necessary miscellaneous expenses incident to the general administration of the Forest Service and of the national forests:</p>		
<p>In national forest district one, Montana, Washington, Idaho, and South Dakota, \$661,314: <i>Provided</i>, That the Secretary of Agriculture is authorized to use not to exceed \$200 in caring for the graves of fire fighters buried at Wallace, Idaho, and Saint Maries, Idaho....</p>	\$661, 314	
<p>In national forest district two, Colorado, Wyoming, South Dakota, Nebraska, Michigan, and Minnesota....</p>	272, 431	
<p>In national forest district three, Arizona and New Mexico....</p>	283, 552	
<p>In national forest district four, Utah, Idaho, Wyoming, Nevada, Arizona, and Colorado....</p>	302, 932	
<p>In national forest district five, California and Nevada....</p>	484, 301	
<p>In national forest district six, Washington, Oregon, and California....</p>	509, 668	
<p>In national forest district seven, Arkansas, Alabama, Florida, Oklahoma, Georgia, South Carolina, North Carolina, Pennsylvania, Tennessee, Virginia, West Virginia, New Hampshire, Maine, Porto Rico, [and] Maryland, New York, New Jersey, Kentucky and Illinois, [\$246,703]....</p>	276, 703	
<p>In national forest district eight, Alaska....</p>	80, 560	
<p>In the District of Columbia....</p>	136, 512	

Estimates of appropriations required for the service of the fiscal year ending June 30, 1927—Continued

General object (title of appropriation), date of acts, references to Statutes at Large, or to Revised Statutes, and estimated amount required for each detailed object	Total amount to be appropriated under each head of appropriation		Amount appropriated for the fiscal year ending June 30, 1926
General Expenses, Forest Service—Continued.			
In all, for the use, maintenance, improvement, protection, and general administration of the national forests, [\$2,977,973] \$3,007,973: <i>Provided</i> , That the foregoing amounts appropriated for such purposes shall be available interchangeably in the discretion of the Secretary of Agriculture for the necessary expenditures for fire protection and other unforeseen exigencies: <i>Provided further</i> , That the amount so interchanged shall not exceed in the aggregate 10 per centum of all the amounts so appropriated (<i>acts Mar. 3, 1899, vol. 30, p. 1095; June 3, 1902, vol. 32, p. 295; Feb. 1, 1905, vol. 33, p. 268; June 11, 1906, vol. 34, p. 233; Mar. 1, 1911, vol. 36, p. 963; Mar. 4, 1913, vol. 37, p. 842; Mar. 4, 1915, vol. 38, p. 1099; Feb. 10, 1925, vol. 43, pp. 833, 834; Mar. 3, 1925, vol. 43, p. 1132</i>)-----\$3, 007, 973. 00			
	Estimated expenditures, 1927 appropriation	Estimated expenditures, 1926 appropriation	Expended and obligated, 1925
Departmental service:			
Salaries—			
Professional and scientific service—	<i>Average—</i>	<i>Average—</i>	<i>Average—</i>
Grade 5, \$5,200 to \$6,000; average, \$5,600—	No. Salary	No. Salary	No. Salary
Senior foresters (chief of branch).....	2½ \$5,400	2½ \$5,400	2½ \$5,233
Senior engineer (chief of branch).....	1 5,400	1 5,400	1 5,200
Senior attorney.....	1 5,200	1 5,200	1 5,200
Grade 4, \$3,800 to \$5,000; average, \$4,400—			
Foresters.....	2 4,100	2 4,100	1½ 4,110
Forest inspector.....	1½ 4,200	1½ 4,200	1½ 4,177
Logging engineer.....	1 4,000	1 4,000	1 3,929
Engineer.....	1½ 3,920	1½ 3,920	1½ 3,918
Attorney.....	1 4,000	1 4,000	1 3,800
Director forestry publications.....			1 4,000
Grade 3, \$3,000 to \$3,600; average, \$3,300—			
Associate logging engineer.....	1 3,100	1 3,100	1 3,600
Associate engineer.....			1 3,000
Grade 1, \$1,860 to \$2,400; average, \$2,111.42—			
Junior librarian.....			1 2,100
Clerical, administrative, and fiscal service—			
Grade 12, \$5,200 to \$6,000; average, \$5,600—			
Chief administrative officers (chief of branch).....	2½ 5,323	2½ 5,323	2½ 5,200
Grade 11, \$3,800 to \$5,000; average, \$4,400—			
Assistant chief administrative officers.....	4½ 4,289	4½ 4,289	6 3,964
Grade 9, \$3,000 to \$3,600; average, \$3,300—			
Administrative officers.....	3 3,067	3 3,067	1½ 3,015
Grade 8, \$2,700 to \$3,300; average, \$3,000—			
Associate administrative officer.....	1 2,700	1 2,700	1½ 2,850
Associate editor.....			1 3,110
Grade 7, \$2,400 to \$3,000; average, \$2,700—			
Assistant administrative officers.....	2 2,600	2 2,600	1 2,800
Grade 6, \$2,100 to \$2,700; average, \$2,400—			
Principal clerks.....	2 2,250	2 2,250	1½ 2,248
Grade 4, \$1,680 to \$2,040; average, \$1,860—			
Clerk.....	1 1,800	1 1,800	1 1,740
Total average number of employees.....	25½	26½	25½
Total salaries, departmental service.....	96,250	100,250	96,978
The difference between 1927 and 1926 is due to increase in force, \$4,000.			
Field service:			
Salaries and wages—			
Salary range, \$5,200 to \$6,000; average, \$5,600—			
District foresters.....	7 5,314	7 5,314	6½ 5,284
Salary range, \$3,800 to \$5,000; average, \$4,400—			
Assistant district foresters.....	26½ 4,000	26½ 4,000	26½ 3,970
District engineers.....	2 3,900	2 3,900	1½ 3,891
Hydro-electric engineer.....	1 3,800	1 3,800	1 3,800
Logging engineers.....	3 3,867	2 3,800	1½ 3,800
District fiscal agent.....	1½ 3,800	1½ 3,800	1½ 3,800
Senior district forest inspectors.....	4 3,900	4 3,900	3½ 3,827
Senior administrative officer.....	1 3,800	1 3,800	1½ 3,813
Salary range, \$3,300 to \$3,900; average, \$3,600—			
Forest supervisors.....	18 3,350	18 3,350	17 3,344
Senior administrative officers.....	9½ 3,325	9½ 3,325	9½ 3,300
District forest inspectors.....	3½ 3,300	3½ 3,300	3½ 3,300
Associate forester.....	1 3,300	1 3,300	1 3,300
District fiscal agent.....	1 3,400	1 3,400	1 3,300
Salary range, \$3,000 to \$3,600; average, \$3,300—			
Associate hydro-electric engineer.....	1 3,200	1 3,200	1½ 3,136
Associate foresters.....	3 3,000	3 3,000	2½ 3,000
Forest supervisors.....	18 3,050	18 3,050	16½ 3,000
Logging engineers.....	4½ 3,060	4½ 3,060	4½ 3,024
Administrative officers.....	4½ 3,024	4½ 3,024	3½ 3,000
Associate district forest inspectors.....	3½ 3,100	3½ 3,100	3½ 3,100
Associate silviculturist.....	1 3,000	1 3,000	1 3,000
Associate range examiner.....	1 3,100	1 3,100	1½ 3,063
Associate civil engineers.....	2 3,050	2 3,050	1½ 3,020
Mineral examiner.....	1 3,000	1 3,000	1 3,000
Associate attorneys.....	1½ 2,500	1½ 2,500	1½ 3,128
Salary range, \$2,700 to \$3,300; average, \$3,000—			
Forest supervisors.....	5 2,720	1 2,800	1½ 2,742
Administrative assistants.....	1½ 2,850	1½ 2,850	1½ 2,836
District fiscal agent.....	1 3,400	1 3,400	1 3,400

66010—25†—13

Estimates of appropriations required for the service of the fiscal year ending June 30, 1927—Continued

General object (title of appropriation), date of acts, references to Statutes at Large, or to Revised Statutes, and estimated amount required for each detailed object	Total amount to be appropriated under each head of appropriation		Amount appropriated for the fiscal year ending June 30, 1926
General Expenses, Forest Service—Continued.			
	Estimated expenditures, 1927 appropriation	Estimated expenditures, 1926 appropriation	Expended and obligated, 1925
Field Service—Continued.			
Salaries and wages—Continued.			
Salary range, \$2,400 to \$3,000; average, \$2,700—	Average—	Average—	Average—
	No. Salary	No. Salary	No. Salary
Assistant forest supervisors.....	21 \$2,425	21 \$2,425	20 1/2 \$2,400
Assistant foresters.....	22 2,460	22 2,460	22 2,437
Assistant range examiners.....	6 1/2 2,450	6 1/2 2,450	6 1/2 2,415
Chief lumbermen.....	5 2,480	5 2,480	5 1/2 2,460
Assistant district forester inspectors.....	2 2,400	2 2,400	2 1/2 2,400
Deputy fiscal agents.....	1 1/2 2,700	1 1/2 2,700	1 1/2 2,691
Chief draftsman.....	1 2,600	1 2,600	1 2,600
Chief surveyors.....	3 2,600	3 2,600	3 1/2 2,555
Chief mineral examiner.....	1 2,400	1 2,400	1 2,400
Chief land examiner.....	1 1/2 2,400	1 1/2 2,400	1 1/2 2,400
Assistant administrative officer.....	1 2,700	1 2,700	1 2,700
Salary range, \$2,100 to \$2,700; average, \$2,400—			
Assistant forest supervisors.....	5 2,200	5 2,200	5 1/2 2,196
Superintendent of road construction.....			1 1/2 2,167
Principal clerks.....	3 2,300	3 2,300	2 1/2 2,274
Principal draftsman.....	1 1/2 2,400	1 1/2 2,400	1 1/2 2,400
Principal hydroelectric engineer.....	1 2,400	1 2,400	1 2,400
Salary range, \$1,860 to \$2,400; average, \$2,111.42—			
Junior foresters.....	67 1,920	67 1,920	61 1,905
Senior clerks.....	5 1/2 2,180	5 1/2 2,180	4 1/2 2,168
Junior range examiners.....	7 2,000	7 2,000	3 1/2 2,010
Senior warehouse foreman.....	1 1,860	1 1,860	1 1,860
Senior surveyor.....	1 2,000	1 2,000	1 1,959
Senior lumbermen.....	15 2,050	15 2,050	14 1/2 2,030
Senior forest ranger.....			1 2,000
Senior engineers.....	2 2,450	2 2,450	2 2,400
Salary range, \$1,680 to \$2,040; average, \$1,860—			
Clerks.....	5 1/2 1,695	4 1/2 1,700	4 1/2 1,680
Assistant warehouse foreman.....	1 1,680	1 1,680	1 1,680
Junior engineer.....	1 1,740	1 1,740	1 1,760
Forest rangers.....	16 1,763	12 1,780	11 1/2 1,761
Lumbermen.....	9 1/2 1,820	9 1/2 1,820	9 1/2 1,804
Salary range, \$1,500 to \$1,860; average, \$1,680—			
Assistant clerks.....	2 1/2 1,500	2 1/2 1,500	2 1/2 1,500
Assistant warehouse foreman.....	1 1,560	1 1,560	1 1,560
Assistant forest rangers.....	8 1,600	8 1,600	6 1/2 1,589
Assistant scalars.....	12 1,600	12 1,600	7 1/2 1,604
Salary range, \$1,320 to \$1,680; average, \$1,500—			
Junior clerks.....	4 1,270	4 1,270	3 1/2 1,262
Junior telephone operator.....	1 1,260	1 1,260	1 1,256
Junior scalars.....	2 1,400	2 1,400	2 1/2 1,401
Salary range, \$1,140 to \$1,500; average, \$1,320—			
Under telephone operators.....	3 1/2 1,160	3 1/2 1,160	3 1/2 1,149
Underclerk.....	1 1,260	1 1,260	1 1,251
Underblue printer.....	1 1,490	1 1,490	1 1,478
Underscalars.....	2 1,240	2 1,240	2 1/2 1,233
Unskilled laborers.....	7 1,200	7 1,200	7 1/2 1,200
Salary range, \$1,020 to \$1,260; average, \$1,140—			
Senior messenger.....	1 1,200	1 1,200	1 1,140
Unskilled laborer.....	1 1,140	1 1,140	1 1/2 1,115
Underclerk.....	1 1,020	1 1,020	1 1,020
Salary range, \$600 to \$780; average, \$690—			
Junior messengers.....	4 630	4 630	4 630
Under telephone operators.....	3 640	3 640	3 640
Salary range, \$420 to \$600; average, \$510—			
Under telephone operators (part time).....	4 480	4 480	3 1/2 472
Janitors (part time).....	2 300	2 300	2 1/2 295
Charwoman (part time).....	1 330	1 330	1 330
Unskilled laborers (part time).....	2 375	2 375	2 375
Total average number of employees, field service.....	390 1/2	381 1/2	359 1/2
Total salaries, field service.....	942,255.00	923,053.00	864,897.00
Wages, temporary laborers.....	786 1/2 786,755.00	776 1/2 776,697.00	748 1/2 748,711.90
Total salaries and wages, field service.....	1,729,010.00	1,699,750.00	1,613,608.90
The difference between 1927 and 1926 is due to increase in force, \$29,260.			
01 Total personal services.....	1,825,260.00	1,800,000.00	1,710,586.90
Supplies and materials:			
0200 Stationery and office supplies.....	7,500.00	7,500.00	7,455.21
0210 Medical and hospital supplies.....	2,200.00	2,200.00	2,175.21
0220 Scientific and educational supplies.....	2,000.00	2,000.00	2,120.49
0230 Fuel.....	4,400.00	4,400.00	4,289.22
0240 Wearing apparel.....			38.30
0250 Forage and other supplies for animals.....	148,300.00	148,300.00	146,727.33
0260 Provisions.....	60,000.00	60,000.00	68,959.72
0270 Powder projectiles, explosives, etc.....			32.30
0280 Sundry supplies.....	35,000.00	35,000.00	35,578.55
0290 Materials.....	3,600.00	3,600.00	3,632.17
02 Total supplies and materials.....	272,000.00	272,000.00	271,008.50
03 Subsistence and support of persons (service).....	2,500.00	2,500.00	2,516.22
04 Subsistence and care of animals and storage and care of vehicles.....	2,000.00	2,000.00	2,117.95

Estimates of appropriations required for the service of the fiscal year ending June 30, 1927—Continued

General object (title of appropriation), date of acts, references to Statutes at Large, or to Revised Statutes, and estimated amount required for each detailed object				Total amount to be appropriated under each head of appropriation	Amount appropriated for the fiscal year ending June 30, 1926
<i>General Expenses, Forest Service—Continued.</i>					
	Estimated expenditures, 1927 appropriation	Estimated expenditures, 1926 appropriation	Expended and obligated, 1925		
Communication service:					
0500 Telegraph service.....	\$6,000.00	\$6,000.00	\$5,928.87		
0510 Telephone service.....	35,000.00	35,000.00	35,218.84		
0520 Other communication service.....	2,600.00	2,600.00	2,599.78		
05 Total communication service.....	43,600.00	43,600.00	43,747.49		
Travel expenses:					
0615 Transportation.....	256,740.00	254,000.00	254,241.91		
0616 Subsistence.....	211,373.00	209,373.00	209,119.82		
06 Total travel expenses.....	468,113.00	463,373.00	463,361.73		
07 Transportation of things (service).....	68,000.00	68,000.00	67,576.23		
08 Photography, photographs, and prints.....	13,000.00	13,000.00	13,839.56		
09 Advertising and publication of notices.....	4,000.00	4,000.00	3,869.26		
10 Furnishing of heat, light, power, etc.....	9,000.00	9,000.00	8,981.77		
Rents:					
1100 Rent of buildings and structures.....	110,500.00	110,500.00	110,467.10		
1110 Other rents.....	4,500.00	4,500.00	4,378.00		
11 Total rents.....	115,000.00	115,000.00	114,845.10		
12 Repairs and alterations.....	34,000.00	34,000.00	33,487.77		
13 Special and miscellaneous current expenses.....	3,500.00	3,500.00	3,314.07		
Equipment:					
3000 Passenger-carrying vehicles.....	3,000.00	3,000.00	3,416.39		
3010 Furniture, furnishings, and fixtures.....	15,000.00	15,000.00	17,665.51		
3020 Educational, scientific, and recreational equipment.....	6,000.00	6,000.00	6,252.47		
3040 Purchase of livestock.....	4,000.00	4,000.00	4,123.87		
3050 Other equipment.....	95,000.00	75,000.00	74,788.13		
30 Total equipment.....	123,000.00	103,000.00	106,246.37		
31 Lands and interests in land.....	2,500.00	2,500.00	793.30		
32 Structures and parts and nonstructural improvements to lands.....	19,000.00	19,000.00	19,205.92		
33 Stores purchased for resale.....	1,500.00	1,500.00	1,379.10		
53 Refunds, awards, and indemnities.....	2,000.00	2,000.00	1,998.40		
Reserve.....		20,000.00			
Total.....	3,007,973.00	2,977,973.00	2,868,875.64		

For fighting and preventing forest fires on or threatening the national forests and for the establishment and maintenance of a patrol to prevent trespass and to guard against and check fires upon the lands revested in the United States by the act approved June 9, 1916, and the lands known as the Coos Bay Wagon Road lands involved in the case of Southern Oregon Company against United States (numbered 2711), in the Circuit Court of Appeals of the Ninth Circuit, \$283,000, of which **[\$100,000]** \$150,000 shall be immediately available: *Provided*, That not to exceed **[\$25,000]** \$53,000 of this amount may be used by the Secretary of Agriculture in meeting emergencies caused by forest insects on national forests, national parks, Indian reservations, or other lands under the ownership or control of the United States (acts Mar. 3, 1899, vol. 30, p. 1095; June 3, 1902, vol. 32, p. 295; Feb. 1, 1905, vol. 33, p. 268; June 11, 1906, vol. 34, p. 233; Mar. 1, 1911, vol. 36, p. 963; Mar. 4, 1913, vol. 37, p. 842; Mar. 4, 1915, vol. 38, p. 1099; Feb. 10, 1925, vol. 43, pp. 833, 834; Mar. 3, 1925, vol. 43, p. 1132)-----

\$283,000.00

	Estimated expenditures, 1927 appropriation	Estimated expenditures, 1926 appropriation	Expended and obligated, 1925
Field service:			
Salaries and wages—			
Salary range, \$2,400 to \$3,000; average, \$2,700—	Average—	Average—	Average—
Assistant forest supervisor.....	No. Salary	No. Salary	No. Salary
Assistant district forest inspectors.....	1 1/2	1 1/2	1 1/2
Salary range, \$2,100 to \$2,700; average, \$2,400—			
Senior clerk.....	1	1	1
Salary range, \$1,860 to \$2,400; average, \$2,111.42—			
Junior forester.....	1	1	1
Salary range, \$1,500 to \$1,860; average, \$1,680—			
Assistant clerk.....	1	1	1
Salary range, \$1,620 to \$1,860; average, \$1,740—			
Assistant forest ranger.....	1	1	1

Estimates of appropriations required for the service of the fiscal year ending June 30, 1927—Continued

General object (title of appropriation), date of acts, references to Statutes at Large, or to Revised Statutes, and estimated amount required for each detailed object				Total amount to be appropriated under each head of appropriation	Amount appropriated for the fiscal year ending June 30, 1926
<i>General Expenses, Forest Service—Continued.</i>					
	Estimated expenditures, 1927 appropriation	Estimated expenditures, 1926 appropriation	Expended and obligated, 1925		
Field service—Continued.					
Salaries and wages—Continued.					
Salary range, \$1,140 to \$1,500; average, \$1,320—	Average— No. Salary	Average— No. Salary	Average— No. Salary		
Underclerk.....			1 836		
Salary range, \$780 to \$1,020; average, \$900—					
Underclerk.....					
Total average number of employees.....			4 7,556		
Total salaries and wages, field service.....			1,105,260.98		
Wages, temporary laborers.....					
01 Total salaries and wages, field service.....			1,112,816.98		
Supplies and materials:					
0200 Stationery and office supplies.....			54.90		
0210 Medical and hospital supplies.....			733.81		
0220 Scientific and educational supplies.....			82.86		
0230 Fuel.....			288.13		
0250 Forage and other supplies for animals.....			17,752.04		
0260 Provisions.....			257,426.23		
0270 Powder projectiles, explosives, etc.....			2.10		
0280 Sundry supplies.....			20,227.07		
0290 Materials.....			1,715.07		
02 Total supplies and materials.....			298,282.21		
03 Subsistence and support of persons (service).....			23,594.51		
04 Subsistence and care of animals and storage and care of vehicles.....			15.76		
Communication service:					
0600 Telegraph service.....			267.79		
0610 Telephone service.....			2,203.37		
0620 Other communication service.....			118.72		
05 Total communication service.....			2,589.88		
Travel expenses:					
0615 Transportation.....			21,028.69		
0616 Subsistence.....			19,320.36		
06 Total travel expenses.....			40,349.05		
07 Transportation of things (service).....			210,612.23		
08 Photography, photographs, and prints.....			193.90		
09 Advertising and publication of notices.....			4.50		
10 Furnishing of heat, light, power, etc.....			290.33		
Rents:					
1100 Rent of buildings and structures.....			539.24		
1110 Other rents.....			3,757.58		
11 Total rents.....			4,296.82		
12 Repairs and alterations.....			7,595.28		
13 Special and miscellaneous current expenses.....			2,147.63		
22 Grants to States, etc.....			23,712.31		
Equipment:					
3000 Passenger-carrying vehicles.....			565.29		
3010 Furniture, furnishings, and fixtures.....			9,788.23		
3020 Educational, scientific, and recreational equipment.....			57.14		
3050 Other equipment.....			48,883.07		
30 Total equipment.....			59,293.73		
32 Structures and parts and nonstructural improvements to lands.....			280.06		
33 Stores purchased for resale.....			6,202.24		
53 Refunds, awards, and indemnities.....			2,215.55		
Total.....	\$283,000.00	\$283,000.00	1,794,492.96		

¹ Does not include \$3,000 transferred to the War Department for fighting forest fires by airplanes.

NOTE.—This being an emergency appropriation, it is impracticable to submit detailed statements of estimated expenditures.

Estimates of appropriations required for the service of the fiscal year ending June 30, 1927—Continued

General object (title of appropriation), date of acts, references to Statutes at Large, or to Revised Statutes, and estimated amount required for each detailed object	Total amount to be appropriated under each head of appropriation	Amount appropriated for the fiscal year ending June 30, 1926
--	--	--

General Expenses, Forest Service—Continued.

For cooperation with the War Department in the maintenance and operation of an airplane patrol to prevent and suppress forest fires on national forests and adjacent lands, \$50,000: *Provided*, That no part of this appropriation shall be used for the purchase of land or airplanes (*acts* Mar. 3, 1899, vol. 30, p. 1095; June 3, 1902, vol. 32, p. 295; Feb. 1, 1905, vol. 33, p. 263; June 11, 1906, vol. 34, p. 233; Mar. 1, 1911, vol. 36, p. 963; Mar. 4, 1913, vol. 37, p. 842; Mar. 4, 1915, vol. 38, p. 1099; Feb. 10, 1925, vol. 43, pp. 833, 834; Mar. 3, 1925, vol. 43, p. 1132)-----

\$50, 000. 00

	Estimated expenditures, 1927 appropriation	Estimated expenditures, 1926 appropriation	Expended and obligated, 1925
Field service:			
Salaries and wages—	<i>Average—</i>	<i>Average—</i>	<i>Average—</i>
Salary range, \$3,800 to \$5,000; average, \$4,400—	<i>No. Salary</i>	<i>No. Salary</i>	<i>No. Salary</i>
Airplane pilots-----	2½ \$4,800	2½ \$4,800	
Salary range, \$2,400 to \$3,000; average, \$2,700—			
Airplane mechanics-----	3½ 2,400	3½ 2,400	
Total average number of employees-----	6½	6½	
Total salaries, field service-----	21,000	21,000	
Wages, temporary laborers-----	5 6,000	5 6,000	
01 Total salaries and wages, field service-----	27,000	27,000	
Supplies and materials:			
0280 Sundry supplies-----	10,000	10,000	
0290 Materials-----	1,000	1,000	
02 Total supplies and materials-----	11,000	11,000	
05 Telegraph service-----	100	100	
Travel expenses:			
0615 Transportation-----	500	500	
0616 Subsistence-----	1,400	1,400	
06 Total travel expenses-----	1,900	1,900	
07 Transportation of things (service)-----	1,000	1,000	
12 Repairs and alterations-----	7,000	7,000	
30 Equipment-----	2,000	2,000	
Total-----	50,000	50,000	

For the selection, classification, and segregation of lands within the boundaries of national forests that may be opened to homestead settlement and entry under the homestead laws applicable to the national forests; for the examination and appraisal of lands in effecting exchanges authorized by law and for the survey thereof by metes and bounds, or otherwise, by employees of the Forest Service, under the direction of the Commissioner of the General Land Office; and for the survey and platting of certain lands, chiefly valuable for agriculture, now listed or to be listed within the national forests, under the act of June 11, 1906 (Thirty-fourth Statutes, page 233), and the act of March 3, 1899 (Thirtieth Statutes, page 1095), as provided by the act of March 4, 1913, [“\$60,900”] (*same acts*)-----

43, 900. 00

	Estimated expenditures, 1927 appropriation	Estimated expenditures, 1926 appropriation	Expended and obligated, 1925
Departmental service:			
Salaries—	<i>Average—</i>	<i>Average—</i>	<i>Average—</i>
Professional and scientific service—	<i>No. Salary</i>	<i>No. Salary</i>	<i>No. Salary</i>
Grade 5, \$5,200 to \$6,000; average, \$5,600—	1 \$5,400	1 \$5,400	½ \$5,200
Senior attorney-----			
Grade 4, \$3,800 to \$5,000; average, \$4,400—			
Attorney-----			½ 4,200
Clerical, administrative, and fiscal service—			
Grade 12, \$5,200 to \$6,000; average \$5,600—			
Chief administrative officer (Chief of Branch)-----	½ 5,400	½ 5,400	½ 5,200
Grade 4, \$1,680 to \$2,040; average \$1,860—			
Clerk-----	1 1,740	1 1,740	1 1,680
Total average number of employees-----	2½	2½	2½
Total salaries, departmental service-----	9,390	9,390	8,456

Estimates of appropriations required for the service of the fiscal year ending June 30, 1927—Continued

General object (title of appropriation), date of acts, references to Statutes at Large, or to Revised Statutes, and estimated amount required for each detailed object				Total amount to be appropriated under each head of appropriation	Amount appropriated for the fiscal year ending June 30, 1926
<i>General Expenses, Forest Service—Continued.</i>					
	Estimated expenditures, 1927 appropriation	Estimated expenditures, 1926 appropriation	Expended and obligated, 1925		
Field service:					
Salaries and wages—	<i>Average—</i>	<i>Average—</i>	<i>Average—</i>		
Salary range, \$3,800 to \$5,000; average, \$4,400—	<i>No. Salary</i>	<i>No. Salary</i>	<i>No. Salary</i>		
Assistant district forester.....	1 \$3,800	1 \$3,800	1 \$3,800		
Logging engineer.....			1 3,800		
Salary range, \$3,300 to \$3,900; average, \$3,600—					
Senior administrative officer.....		1 3,300	1 3,300		
District forest inspector.....			1 3,300		
Salary range, \$3,000 to \$3,600; average, \$3,300—					
Associate district forest inspector.....	1 3,100	1 3,100	1 3,000		
Associate forester.....		1 3,100	1 3,000		
Logging engineer.....		1 3,000	1 3,000		
Salary range, \$2,400 to \$3,000; average, \$2,700—					
Chief surveyor.....	1 2,500	1 2,500	1 2,400		
Assistant district forest inspector.....	1 2,600	3 2,600	2 2,593		
Chief lumberman.....			1 2,538		
Chief land examiner.....	1 2,600	1 2,600	1 2,560		
Salary range, \$1,860 to \$2,400; average, \$2,111.42—					
Senior forest ranger.....			1 1,986		
Senior surveyor.....	1 1,860	1 1,860	1 1,860		
Junior forester.....			1 1,872		
Junior engineer.....		1 2,400	1 2,328		
Salary range, \$1,680 to \$2,040; average, \$1,860—					
Forest ranger.....	1 1,860	1 1,860	1 1,812		
Salary range, \$1,500 to \$1,860; average, \$1,680—					
Assistant forest ranger.....	1 1,500	1 1,620	1 1,590		
Assistant clerk.....		1 1,500	1 1,500		
Salary range, \$1,140 to \$1,500; average, \$1,320—					
Under clerk.....			1 1,140		
Total average number of employees, field service.....	7 1/2	11 1/2	12 1/2		
Total salaries and wages, field service.....	19,170.00	30,643.00	30,580.00		
Wages, temporary laborers.....	2 1/2 2,500.00	2 1/2 3,357.00	2 1/2 2,757.70		
Total salaries and wages, field service.....	21,670.00	34,000.00	33,337.70		
The difference between 1927 and 1926 is due to decrease in force, \$12,240.					
01 Total personal services.....	31,060.00	43,390.00	41,793.70		
Supplies and materials:					
0200 Stationery and office supplies.....	50.00	50.00	30.92		
0220 Scientific and educational supplies.....			1.00		
0250 Forage and other supplies for animals.....	100.00	100.00	136.50		
0280 Provisions.....	1,000.00	2,000.00	1,520.69		
0280 Sundry supplies.....	300.00	300.00	369.23		
02 Total supplies and materials.....	1,450.00	2,450.00	2,058.34		
Communication service:					
0500 Telegraph service.....			3.43		
0510 Telephone service.....			3.45		
05 Total communication service.....			6.88		
Travel expenses:					
0615 Transportation.....	3,890.00	4,710.00	4,247.52		
0616 Subsistence.....	4,500.00	6,400.00	5,438.26		
06 Total travel expenses.....	8,390.00	11,110.00	9,685.78		
07 Transportation of things (service).....	200.00	200.00	223.80		
08 Photography, photographs, and prints.....	400.00	600.00	519.37		
10 Furnishing of heat, light, power, etc.....	100.00	150.00	148.00		
11 Rents.....	300.00	300.00	260.50		
12 Repairs and alterations.....	800.00	1,000.00	1,074.53		
13 Special and miscellaneous current expenses.....			31.90		
Equipment:					
3000 Passenger-carrying vehicles.....			7.36		
3010 Furniture, furnishings, and fixtures.....	100.00	100.00	116.88		
3020 Educational, scientific, and recreational equipment.....	100.00	100.00	72.70		
3050 Other equipment.....	1,000.00	1,500.00	1,344.49		
30 Total equipment.....	1,200.00	1,700.00	1,541.43		
Total.....	43,900.00	60,900.00	57,342.23		

Estimates of appropriations required for the service of the fiscal year ending June 30, 1927—Continued

General object (title of appropriation), date of acts, references to Statutes at Large, or to Revised Statutes, and estimated amount required for each detailed object

Total amount to be appropriated under each head of appropriation

Amount appropriated for the fiscal year ending June 30, 1926

General Expenses, Forest Service—Continued.

For the construction of sanitary facilities and for fire-preventive measures on public camp grounds within the national forests when necessary for the protection of the public health or the prevention of forest fires (acts Mar. 3, 1899, vol. 30, p. 1095; June 3, 1902, vol. 32, p. 295; Feb. 1, 1905, vol. 33, p. 268; June 11, 1906, vol. 34, p. 233; Mar. 1, 1911, vol. 36, p. 963; Mar. 4, 1913, vol. 37, p. 842; Mar. 4, 1915, vol. 38, p. 1099; Feb. 10, 1925, vol. 43, pp. 833, 834; Mar. 3, 1925, vol. 43, p. 1132)-----

\$25,000.00

	Estimated expenditures, 1927 appropriation	Estimated expenditures, 1926 appropriation	Expended and obligated, 1925
12 Repairs and alterations.....	\$3,000.00	\$3,000.00	\$2,615.40
32 Structures and parts, and nonstructural improvements to land.....	22,000.00	22,000.00	20,926.07
Total.....	25,000.00	25,000.00	23,541.47

For the purchase and maintenance of necessary field, office, and laboratory supplies, instruments, and equipments: *Provided*, That not to exceed \$15,000 may be expended for the purchase of a passenger-carrying boat suitable for service in Alaskan waters] (same acts)-----

140,480.00

	Estimated expenditures, 1927 appropriation	Estimated expenditures, 1926 appropriation	Expended and obligated, 1925
Field service:			
Salaries and wages—			
Salary range, \$3,300 to \$3,900; average, \$3,600—			
Administrative officer.....	Average— No. 1 Salary \$3,400	Average— No. 1 Salary \$3,400	Average— No. 1 Salary \$3,300
Total average number of employees.....	1	1	1
Total salaries, field service.....	3,400.00	3,400.00	3,300.00
Total wages, temporary labor.....	1 1,200.00	1 1,200.00	1 1,312.96
01 Total personal services.....	4,600.00	4,600.00	4,612.96
Supplies and materials:			
0200 Stationery and office supplies.....	61,030.00	61,030.00	60,328.67
0210 Medical and hospital supplies.....			8.09
0220 Scientific and educational supplies.....	2,000.00	2,000.00	1,863.82
0260 Provisions.....			5.14
0280 Sundry supplies.....	1,800.00	1,800.00	1,880.80
0290 Materials.....	3,000.00	3,000.00	2,962.89
02 Total supplies and materials.....	67,830.00	67,830.00	67,049.41
Communication service:			
0510 Telephone service.....	100.00	100.00	102.00
0520 Other communication service.....	100.00	100.00	102.00
05 Total communication service.....	200.00	200.00	204.00
Travel expenses:			
0615 Transportation.....	200.00	200.00	401.66
0616 Subsistence.....	200.00	200.00	253.24
06 Total travel expenses.....	400.00	400.00	654.90
07 Transportation of things (service).....	14,000.00	14,000.00	14,361.29
08 Photography, photographs, and prints.....	900.00	900.00	907.87
09 Advertising and publication of notices.....	100.00	100.00	71.65
10 Furnishing of heat, light, power, etc.....	1,900.00	1,900.00	1,858.72
Rents:			
1100 Rent of buildings and structures.....	2,700.00	2,700.00	2,635.87
1110 Other rents.....	50.00	50.00	66.27
11 Total rents.....	2,750.00	2,750.00	2,702.14
12 Repairs and alterations.....	1,500.00	1,500.00	1,847.96
13 Special and miscellaneous current expenses.....	1,300.00	1,300.00	1,339.46
Equipment:			
3010 Furniture, furnishings, and fixtures.....	3,500.00	3,500.00	3,541.30
3020 Educational, scientific, and recreational equipment.....	1,500.00	1,500.00	1,628.38
3050 Other equipment.....	40,000.00	30,000.00	29,089.36
30 Total equipment.....	45,000.00	35,000.00	34,259.04
31 Land and interests in land.....			7.27
32 Structures and parts and nonstructural improvements to lands.....			9.64
Reserve.....		10,000.00	
Total.....	140,480.00	140,480.00	129,886.31

Estimates of appropriations required for the service of the fiscal year ending June 30, 1927—Continued

General object (title of appropriation), date of acts, references to Statutes at Large, or to Revised Statutes, and estimated amount required for each detailed object	Total amount to be appropriated under each head of appropriation		Amount appropriated for the fiscal year ending June 30, 1926
General Expenses, Forest Service—Continued.			
For investigations of methods for wood distillation and for the preservative treatment of timber, for timber testing, and the testing of such woods as may require test to ascertain if they be suitable for making paper, for investigations and tests within the United States of foreign woods of commercial importance to industries in the United States, and for other investigations and experiments to promote economy in the use of forest and fiber products, and for commercial demonstrations of improved methods or processes, in cooperation with individuals and companies, [§383,264] [": Provided, That not to exceed \$15,000 of this amount may be used for the investigation by the Forest Products Laboratory of the United States Department of Agriculture of flax straw as a source of supply for the manufacture of pulp and paper] (acts Mar. 3, 1899, vol. 30, p. 1095; June 3, 1902, vol. 32, p. 295; Feb. 1, 1905, vol. 33, p. 268; June 11, 1906, vol. 34, p. 233; Mar. 1, 1911, vol. 36, p. 963; Mar. 4, 1913, vol. 37, p. 842; Mar. 4, 1915, vol. 38, p. 1099; Feb. 10, 1925, vol. 43, pp. 833, 834; Mar. 3, 1925, vol. 43, p. 1132)	\$368, 264. 00		
	Estimated expenditures, 1927 appropriation	Estimated expenditures, 1926 appropriation	Expended and obligated, 1925
Departmental service:			
Salaries—			
Professional and scientific service—			
Grade 5, \$5,200 to \$6,000; average, \$5,600—	Average— No. Salary	Average— No. Salary	Average— No. Salary
Senior forester (chief of branch)-----	1 5,400	1 5,400	1 5,200
Grade 4, \$3,800 to \$5,000; average, \$4,400—			
Engineer in forest products-----	1 4,200	1 4,200	1 4,000
Forester-----	1 4,200	1 4,200	1 3,929
Forest economist-----	1 3,800	1 3,800	1 3,800
Grade 3, \$3,000 to \$3,600; average, \$3,300—			
Associate foresters-----	2 3,200	2 3,200	2 3,275
Associate scientific assistant-----	1 3,000	1 3,000	1 3,000
Associate wood technologist-----	1 3,000	1 3,000	1 3,000
Grade 2, \$2,400 to \$3,000; average, \$2,700—			
Assistant forester-----	1 2,400	1 2,400	1 2,547
Assistant wood technologist-----			1 2,800
Clerical, administrative, and fiscal service—			
Grade 9, \$3,000 to \$3,600; average, \$3,300—			
Administrative officer-----	1 3,171	1 3,171	1 3,086
Total average number of employees-----	9 1/2	9 1/2	9 1/2
Total salaries, departmental service-----	33,400	33,400	33,767
Field service:			
Salaries and wages—			
Salary range, \$5,200 to \$6,000; average, \$5,600—			
Director, forest products laboratory-----	1 5,200	1 5,200	1 5,200
Associate director, forest products laboratory-----	1 5,200	1 5,200	1 5,200
Senior chemist-----	1 5,200	1 5,200	1 5,200
Senior engineer in forest products-----	1 5,200	1 5,200	1 5,200
Salary range, \$3,800 to \$5,000; average, \$4,400—			
Foresters-----	3 3,850	3 3,850	3 3,800
Editor-----	1 3,800	1 3,800	1 3,800
Physicist and expert-----	1 4,197	1 4,197	1 4,400
Chemists-----	4 4,360	4 4,360	4 4,196
Engineers-----	7 4,078	7 4,078	7 4,013
Wood technologist-----	1 3,846	1 3,846	1 3,846
Specialist in wood structure-----	1 4,200	1 4,200	1 4,000
Microscopist-----	1 3,800	1 3,800	1 3,800
Salary range, \$3,300 to \$3,900; average, \$3,600—			
Laboratory assistant in Finance and Accounts-----	1 3,300	1 3,300	1 3,300
Senior administrative officers-----	7 3,380	7 3,380	7 3,352
Salary range, \$3,000 to \$3,600; average, \$3,300—			
Administrative officer-----	1 3,000	1 3,000	1 3,000
Associate editor-----	1 3,300	1 3,300	1 3,200
Associate silviculturist-----	1 3,100	1 3,100	1 3,000
Associate wood technologists-----	2 3,000	2 3,000	1 3,000
Associate chemists-----	5 3,036	6 3,036	5 3,006
Associate engineers-----	2 3,130	2 3,130	2 3,064
Associate forester-----	1 3,000	1 3,000	1 3,000
Logging engineer-----	1 3,000	1 3,000	1 3,000
Salary range, \$2,700 to \$3,300; average, \$3,000—			
Associate administrative officer-----	1 2,790	1 2,790	1 2,721
Salary range, \$2,400 to \$3,000; average, \$2,700—			
Assistant forester-----	1 2,402	1 2,402	1 2,402
Assistant administrative officer-----	1 2,600	1 2,600	1 2,600
Assistant chemist-----	1 2,433	2 2,433	2 2,400
Assistant engineers-----	5 2,554	6 2,554	6 2,506
Assistant wood technologists-----	4 2,467	4 2,467	4 2,400
Salary range, \$2,100 to \$2,700; average, \$2,400—			
Principal custodian-----	1 2,100	1 2,100	1 2,100
Deputy fiscal agent-----	1 2,500	1 2,500	1 2,437
Principal library assistant-----	1 2,100	1 2,100	1 2,100
Principal draftsman-----	1 2,100	1 2,100	1 2,100
Salary range, \$1,860 to \$2,400; average, \$2,111.42—			
Senior scientific illustrator-----	1 2,200	1 2,200	1 2,100
Senior custodians-----	2 2,100	2 2,100	2 2,050
Senior laboratory aid-----	1 1,909	1 1,909	1 1,909
Senior library assistant-----	1 1,860	1 1,860	1 1,860
Senior clerk-----	1 1,860	1 1,860	1 1,860
Junior engineer-----	1 1,950	1 1,950	1 1,930
Junior wood technologist-----	1 1,920	1 1,920	1 1,860
Junior chemists-----	2 1,860	3 1,860	3 1,860
Junior forester-----	1 1,860	1 1,860	1 1,860

Estimates of appropriations required for the service of the fiscal year ending June 30, 1927—Continued

General object (title of appropriation), date of acts, references to Statutes at Large, or to Revised Statutes, and estimated amount required for each detailed object					Total amount to be appropriated under each head of appropriation		Amount appropriated for the fiscal year ending June 30, 1926	
General Expenses, Forest Service—Continued.								
		Estimated expenditures, 1927 appropriation	Estimated expenditures, 1926 appropriation	Expended and obligated, 1925				
Field Service—Continued.								
Salaries and wages—Continued.								
Salary range, \$1,680 to \$2,040; average, \$1,860—								
	Average—		Average—	Average—				
	No. Salary	No. Salary	No. Salary					
Mechanic.....	1 \$1,680	1 \$1,680	1 \$1,680					
Photographer.....	1 1,680	1 1,680	1 1,680					
Scientific aid.....	1 1,680	1 1,680	1 1,680					
Xylogist.....	1 1,800	1 1,800	1 1,740					
Paper makers.....	1 1,770	1 1,770	1 1,725					
Custodians.....	3 1,833	3 1,833	3 1,787					
Laboratory aids.....	2 1,725	3 1,725	3 1,709					
Clerks.....	2 1,720	3 1,720	3 1,680					
Salary range, \$1,500 to \$1,860; average, \$1,680—								
Assistant custodian.....	1 1,560	1 1,560	1 1,549					
Assistant paper maker.....	1 1,620	1 1,620	1 1,620					
Assistant laboratory aids.....	3 1,560	3 1,560	3 1,540					
Assistant computing aid.....	1 1,500	1 1,500	1 1,500					
Assistant clerk.....	1 1,550	1 1,550	1 1,500					
Salary range, \$1,320 to \$1,680; average, \$1,500—								
Junior custodian.....	1 1,380	1 1,380	1 1,320					
Junior computing aid.....	1 1,320	1 1,320	1 1,320					
Junior clerks.....	3 1,363	3 1,363	3 1,343					
Junior laboratory aid.....	1 1,350	1 1,350	1 1,320					
Salary range, \$1,140 to \$1,500; average, \$1,320—								
Driver-mechanic.....	1 1,200	1 1,200	1 1,200					
Under laboratory aid.....	1 1,140	1 1,140	1 1,140					
Under operative.....	1 1,140	1 1,140	1 1,140					
Salary range, \$1,020 to \$1,260; average, \$1,140—								
Minor custodians.....	2 1,140	2 1,140	2 1,104					
Salary range, \$900 to \$1,140; average \$1,020—								
Senior messenger.....	1 900	1 900	1 900					
Salary range, \$780 to \$1,020; average, \$900—								
Minor laboratory aid.....	1 840	1 840	1 806					
Total average number of employees, field service.....					99	105	101	
Total salaries and wages, field service.....					267,612.00	280,940.00	266,547.00	
Wages, temporary laborers.....					2,000.00	2,000.00	4,664.04	
Total salaries and wages, field service.....					269,612.00	282,940.00	271,211.04	
The difference between 1927 and 1926 is due to—								
Decrease in force..... \$13,328.00								
01	Total personal services.....	303,012.00	316,340.00	304,978.04				
Supplies and materials:								
0200	Stationery and office supplies.....	4,000.00	4,000.00	5,565.65				
0210	Medical and hospital supplies.....	200.00	200.00	422.14				
0220	Scientific and educational supplies.....	3,000.00	3,000.00	3,864.13				
0230	Fuel.....	200.00	200.00	245.31				
0280	Sundry supplies.....	3,000.00	3,000.00	3,396.83				
0290	Materials.....	5,000.00	5,000.00	6,333.17				
02	Total supplies and materials.....	15,400.00	15,400.00	19,827.23				
Communication service:								
0500	Telegraph service.....	200.00	200.00	200.68				
0510	Telephone service.....	1,500.00	1,500.00	1,518.42				
0520	Other communication service.....	100.00	100.00	109.77				
05	Total communication service.....	1,800.00	1,800.00	1,828.87				
Travel expenses:								
0615	Transportation.....	12,654.00	13,254.00	13,689.05				
0616	Subsistence.....	7,778.00	8,100.00	8,296.23				
06	Total travel expenses.....	20,432.00	21,354.00	21,985.28				
07	Transportation of things (service).....	3,000.00	3,000.00	3,530.35				
08	Photography, photographs, and prints.....	100.00	100.00	131.24				
10	Furnishing of heat, light, power, etc.....	15,000.00	15,000.00	15,606.81				
11	Rents.....	720.00	720.00	735.65				
12	Repairs and alterations.....	500.00	500.00	708.66				
13	Special and miscellaneous current expenses.....	50.00	50.00	61.05				
Equipment:								
3000	Passenger-carrying vehicles.....			46.80				
3010	Furniture, furnishings, and fixtures.....	3,250.00	4,000.00	5,589.95				
3020	Educational, scientific, and recreational equipment.....	2,000.00	2,000.00	2,030.00				
3050	Other equipment.....	3,000.00	3,000.00	4,060.50				
30	Total equipment.....	8,250.00	9,000.00	11,727.25				
Total.....					368,264.00	383,284.00	381,020.43	

Estimates of appropriations required for the service of the fiscal year ending June 30, 1927—Continued

General object (title of appropriation), date of acts, references to Statutes at Large, or to Revised Statutes, and estimated amount required for each detailed object	Total amount to be appropriated under each head of appropriation		Amount appropriated for the fiscal year ending June 30, 1926
General Expenses, Forest Service—Continued.			
For experiments and investigations of range conditions within the national forests or elsewhere on the public range, and of methods for improving the range by reseeding, regulation of grazing, and other means (<i>acts Mar. 3, 1899, vol. 30, p. 1095; June 3, 1902, vol. 32, p. 295; Feb. 1, 1905, vol. 33, p. 268; June 11, 1906, vol. 34, p. 233; Mar. 1, 1911, vol. 36, p. 963; Mar. 4, 1913, vol. 37, p. 842; Mar. 4, 1915, vol. 38, p. 1099; Feb. 10, 1925, vol. 43, pp. 833, 834; Mar. 3, 1925, vol. 43, p. 1132</i>)	\$40,320.00		
	Estimated expenditures, 1927 appropriation	Estimated expenditures, 1926 appropriation	Expended and obligated, 1925
Departmental service:			
Salaries—			
Professional and scientific service—	<i>Average—</i>	<i>Average—</i>	<i>Average—</i>
Grade 4, \$3,800 to \$5,000; average, \$4,400—	No. 1 Salary \$4,000	No. 1 Salary \$4,000	No. 1 Salary \$3,800
Inspector of grazing	1 3,200	1 3,200	1 3,038
Grade 3, \$3,000 to \$3,600; average, \$3,300—			
Plant ecologist	1 2,400	1 2,400	1 2,400
Grade 2, \$2,400 to \$3,000; average, \$2,700—			
Assistant botanist	1 1,560	1 1,560	1 1,500
Subprofessional service—			
Grade 4, \$1,500 to \$1,860; average, \$1,680—			
Assistant scientific aid	3 10,360	3 10,360	3 9,938
Total average number of employees			
Total salaries, departmental service			
Field service:			
Salaries and wages—			
Salary range, \$3,800 to \$5,000; average, \$4,400—	1 4,000	1 4,000	1 3,800
Director grazing experiment station	1 3,100	1 3,100	1 3,073
Salary range, \$3,000 to \$3,600; average, \$3,300—	3 3,025	3 3,033	3 3,000
Director range reserve	1 2,000	1 2,000	1 1,928
Associate range examiners	1 1,500	1 1,500	1 1,500
Salary range, \$1,860 to \$2,400; average, \$2,111.42—			
Junior range examiner	6 20,080.00	6 20,080.00	6 19,420.00
Salary range, \$1,500 to \$1,860; average, \$1,740—	3 3,000.00	3 3,000.00	2 2,879.55
Assistant forest ranger			
Total average number of employees, field service			
Total salaries and wages, field service			
Wages, temporary laborers			
Total salaries and wages, field service			
01 Total personal services	33,450.00	33,450.00	32,237.55
Supplies and materials:			
0200 Stationery and office supplies	50.00	50.00	58.46
0210 Medical and hospital supplies			1.50
0220 Scientific and educational supplies	100.00	100.00	95.99
0230 Fuel	100.00	100.00	102.69
0250 Forage and other supplies for animals	300.00	300.00	389.17
0260 Provisions	100.00	100.00	131.03
0270 Powder, projectiles, explosives, etc.			13.20
0280 Sundry supplies	300.00	300.00	401.68
0290 Materials			6.88
02 Total supplies and materials	950.00	950.00	1,200.60
03 Subsistence and support of persons (service)	100.00	100.00	134.43
Communication service:			
0500 Telegraph service			7.05
0510 Telephone service	100.00	100.00	96.21
0520 Other communication service			8.90
05 Total communication service	100.00	100.00	112.16
Travel expenses:			
0615 Transportation	2,445.00	2,445.00	2,575.26
0616 Subsistence	1,900.00	1,900.00	1,973.49
06 Total travel expenses	4,345.00	4,345.00	4,548.75
07 Transportation of things (service)	500.00	500.00	532.26
08 Photography, photographs, and prints	50.00	50.00	64.86
10 Furnishing of heat, light, power, etc.	100.00	100.00	129.43
11 Rents	75.00	75.00	81.75
12 Repairs and alterations	100.00	100.00	120.71
13 Special and miscellaneous current expenses			32.67
Equipment:			
3000 Passenger-carrying vehicles			101.63
3010 Furniture, furnishings, fixtures	50.00	50.00	79.74
3050 Other equipment	500.00	500.00	692.42
30 Total equipment	550.00	550.00	873.79
32 Structures and parts and nonstructural improvements to lands			47.73
Total	40,320.00	40,320.00	40,116.69

Estimates of appropriations required for the service of the fiscal year ending June 30, 1927—Continued

General object (title of appropriation), date of acts, references to Statutes at Large, or to Revised Statutes, and estimated amount required for each detailed object	Total amount to be appropriated under each head of appropriation	Amount appropriated for the fiscal year ending June 30, 1926
General Expenses, Forest Service—Continued.		
For the purchase of tree seed, cones, and nursery stock, for seeding and tree planting within national forests, and for experiments and investigations necessary for such seeding and tree planting, \$131,705: <i>Provided</i> , That from the nurseries on the Nebraska National Forest the Secretary of Agriculture, under such rules and regulations as he may prescribe, may furnish young trees free, so far as they may be spared, to residents of the territory covered by "An act increasing the area of homesteads in a portion of Nebraska," approved April 28, 1904 [<i>Provided further</i> , That additional land may be purchased at a total cost of not to exceed \$900 adjacent to the present Beal Nursery in East Tawas, Michigan] (<i>acts Mar. 3, 1899, vol. 30, p. 1095; June 3, 1902, vol. 32, p. 295; Feb. 1, 1905, vol. 33, p. 268; June 11, 1906, vol. 34, p. 233; Mar. 1, 1911, vol. 36, p. 963; Mar. 4, 1913, vol. 37, p. 842; Mar. 4, 1915, vol. 38, p. 1099; Feb. 10, 1925, vol. 43, pp. 833, 834; Mar. 3, 1925, vol. 43, p. 1132</i>)-----		
	\$131,705.00	
		</

Estimates of appropriations required for the service of the fiscal year ending June 30, 1927—Continued

General object (title of appropriation), date of acts, references to Statutes at Large, or to Revised Statutes, and estimated amount required for each detailed object				Total amount to be appropriated under each head of appropriation	Amount appropriated for the fiscal year ending June 30, 1926
<i>General Expenses, Forest Service—Continued.</i>					
	Estimated expenditures, 1927 appropriation	Estimated expenditures, 1926 appropriation	Expended and obligated, 1925		
Travel expenses:					
0615 Transportation.....	\$1,300.00	\$1,300.00	\$1,269.50		
0616 Subsistence.....	600.00	600.00	582.68		
06 Total travel expenses.....	1,900.00	1,900.00	1,852.18		
Deduct expenditures for travel expenses included in objects named below.....	1,900.00	1,900.00	1,852.18		
07 Transportation of things (service).....	4,600.00	4,600.00	4,606.52		
Deduct expenditures for transportation of things included in objects named below.....	4,600.00	4,600.00	4,606.52		
08 Photography, photographs, and prints.....			4.59		
Deduct expenditures for photography, photographs, and prints included in objects named below.....			4.59		
10 Furnishing of heat, light, power, etc.....			10.60		
Deduct expenditures for heat, light, and power included in objects named below.....			10.60		
Rents:					
1100 Rent of buildings and structures.....	84.00	84.00	81.74		
1110 Other rents.....	180.00	180.00	181.96		
11 Total rents.....	264.00	264.00	243.70		
Deduct expenditures for rents included in objects named below.....	264.00	264.00	243.70		
12 Repairs and alterations.....	2,000.00	2,000.00	1,776.91		
13 Special and miscellaneous current expenses.....			9.26		
Deduct expenditures for special and miscellaneous current expenses included in objects named below.....			9.26		
Equipment:					
3000 Passenger-carrying vehicles.....			10.60		
3010 Furniture, furnishings, and fixtures.....			31.60		
3020 Educational, scientific, and recreational equipment.....	250.00	250.00	246.97		
3050 Other equipment.....	1,550.00	1,550.00	1,561.81		
30 Total equipment.....	1,800.00	1,800.00	1,850.98		
Deduct expenditures for equipment included in objects named below.....	1,800.00	1,800.00	1,850.98		
32 Structures and parts and nonstructural improvements to lands.....	21,766.00	21,766.00	20,378.95		
Add indirect expenditures deducted from other objects.....	107,939.00	107,939.00	106,976.22		
32 Total structures and parts and nonstructural improvements to lands.....	129,705.00	129,705.00	127,355.17		
33 Stores purchased for resale.....	400.00	400.00	423.89		
Deduct expenditures for stores purchased for resale included in objects named below.....	400.00	400.00	423.89		
Total.....	131,705.00	131,705.00	129,712.08		

Estimates of appropriations required for the service of the fiscal year ending June 30, 1927—Continued

General object (title of appropriation), date of acts, references to Statutes at Large, or to Revised Statutes, and estimated amount required for each object detailed	Total amount to be appropriated under each head of appropriation		Amount appropriated for the fiscal year ending June 30, 1926
<i>General Expenses, Forest Service—Continued.</i>			
For silvicultural, dendrological, and other experiments and investigations, independently or in cooperation with other branches of the Federal Government, with States, and with individuals, to determine the best methods for the conservative management of forest and forest lands, [\$202,020] <i>\$225,000, of which amount not to exceed \$30,000 shall be immediately available and remain available until June 30, 1927, for the establishment of a forest experiment station as provided in the act entitled, "An Act to authorize the establishment and maintenance of a forest experiment station in California and surrounding States," approved March 3, 1925 (acts Mar. 3, 1899, vol. 30, p. 1095; June 3, 1902, vol. 32, p. 295; Feb. 1, 1905, vol. 33, p. 268; June 11, 1906, vol. 34, p. 233; Mar. 1, 1911, vol. 36, p. 963; Mar. 4, 1913, vol. 37, p. 842; Mar. 4, 1915, vol. 38, p. 1099; Feb. 10, 1925, vol. 43, pp. 833, 834; Mar. 3, 1925, vol. 43, p. 1132)</i>	\$225, 000. 00		
	Estimated expenditures, 1927 appropriation	Estimated expenditures, 1926 appropriation	Expended and obligated, 1925
Departmental service:			
Salaries—			
Professional and scientific service—			
Grade 4, \$3,800 to \$5,000, average \$4,400—			
Silviculturist.....	Average— No. Salary	Average— No. Salary	Average— No. Salary
Forester.....	1 \$4,200	1 \$4,200	1 \$3,800
Forest economist.....	1 3,800	2 3,800	2 3,800
Grade 2, \$2,400 to \$3,000, average \$2,700—	1 4,000	1 4,000	1 3,800
Assistant forester.....			1 2,400
Grade 1, \$1,860 to \$2,400, average \$2,111.42—			1 1,860
Junior forester.....	1 1,920	1 1,920	
Clerical, administrative and fiscal service—			
Grade 9, \$3,000 to \$3,600, average \$3,300—			
Administrative officer.....	1 3,600	1 3,600	1 3,600
Total number of employees.....	4 16,920	5 20,720	5 20,420
Total salaries, departmental service.....			
The difference between 1927 and 1926 is due to decrease in force, \$3,800.			
Field service:			
Salaries and wages—			
Salary range, \$5,200 to \$6,000; average \$5,600—			
Directors, forest experiment station.....	2 5,200	2 5,200	2 5,200
Salary range, \$3,800 to \$5,000, average \$4,400—			
Directors, forest experiment station.....	7 4,115	6 4,167	6 4,019
Silviculturists.....	5 3,844	4 3,855	3 3,800
Salary range \$3,300 to \$3,900, average \$3,600—			
Associate silviculturists.....	5 3,220	3 3,367	3 3,367
Salary range, \$3,000 to \$3,600, average \$3,300—			
Associate silviculturists.....	6 3,117	6 3,117	4 3,034
Salary range, \$2,700 to \$3,300, average \$3,000—			
Assistant silviculturist.....			1 2,700
Salary range, \$2,400 to \$3,000, average \$2,700—			
Assistant silviculturists.....	8 2,488	7 2,500	6 2,500
Assistant forester.....	1 2,400	1 2,400	1 2,400
Salary range, \$1,860 to \$2,400, average \$2,111.42—			
Junior foresters.....	10 1,936	8 1,955	5 1,888
Senior clerks.....	3 1,920	3 1,920	2 1,860
Salary range, \$1,680 to \$2,040, average \$1,860—			
Forest ranger.....	1 1,680	1 1,680	1 1,680
Clerks.....	5 1,716	4 1,725	2 1,680
Salary range, \$1,500 to \$1,860, average \$1,680—			
Assistant clerk.....	1 1,500	1 1,500	1 1,500
Salary range, \$1,320 to \$1,680, average \$1,500—			
Junior clerks.....	3 1,320	2 1,320	1 1,320
Salary range, \$1,140 to \$1,500, average \$1,320—			
Underclerk.....			1 1,140
Total number of employees, field service.....	57	48	40
Total salaries, field service.....	156,640.00	133,920.00	114,312.00
Wages, temporary laborers.....	7 8,595.00	8 10,000.00	12 14,929.35
The difference between 1927 and 1926 is due to increase in force, \$21,315.			
Total salaries and wages, field service.....	165,235.00	143,920.00	129,241.35
01 Total personal services.....	182,155.00	164,640.00	149,661.35
Supplies and materials:			
0200 Stationery and office supplies.....	400.00	400.00	410.23
0210 Medical and hospital supplies.....			1.25
0220 Scientific and educational supplies.....	1,000.00	500.00	760.79
0230 Fuel.....			9.81
0250 Forage and other supplies for animals.....	200.00	200.00	249.11
0260 Provisions.....	1,000.00	500.00	886.32
0280 Sundry supplies.....	2,500.00	2,000.00	3,928.53
0290 Materials.....	200.00	200.00	208.40
02 Total supplies and materials.....	5,300.00	3,800.00	6,454.44
03 Subsistence and support of persons (service).....	100.00	100.00	148.45

Estimates of appropriations required for the service of the fiscal year ending June 30, 1927—Continued

General object (title of appropriation), date of acts, references to Statutes at Large, or to Revised Statutes, and estimated amount required for each detailed object	Total amount to be appropriated under each head of appropriation	Amount appropriated for the fiscal year ending June 30, 1926
--	--	--

General Expenses, Forest Service—Continued.

	Estimated expenditures, 1927 appropriation	Estimated expenditures, 1926 appropriation	Expended and obligated, 1925
Communication service:			
0500 Telegraph service.....	\$150.00	\$150.00	\$137.46
0510 Telephone service.....	700.00	600.00	577.83
0520 Other communication service.....			31.25
05 Total communication service.....	850.00	750.00	746.54
Travel expenses:			
0615 Transportation.....	11,545.00	10,680.00	11,954.71
0616 Subsistence.....	14,600.00	13,500.00	14,777.68
06 Total travel expenses.....	26,145.00	24,180.00	28,732.39
07 Transportation of things (service).....	1,000.00	500.00	881.43
08 Photography, photographs, and prints.....	150.00	150.00	142.33
10 Furnishing of heat, light, power, etc.....	800.00	600.00	682.66
Rents:			
1100 Rent of buildings and structures.....	3,600.00	3,000.00	2,817.73
1110 Other rents.....	500.00	500.00	430.50
11 Total rents.....	4,100.00	3,500.00	3,248.23
12 Repairs and alterations.....	500.00	500.00	708.16
13 Special and miscellaneous current expenses.....	200.00	200.00	265.09
Equipment:			
3000 Passenger-carrying vehicles.....	1,000.00	1,000.00	2,248.90
3020 Educational, scientific, and recreational equipment.....	1,000.00	500.00	2,331.06
3010 Furniture, furnishings and fixtures.....	1,000.00	1,000.00	3,844.27
3050 Other equipment.....	700.00	500.00	2,147.54
30 Total equipment.....	3,700.00	3,000.00	10,571.77
32 Structures and parts and nonstructural improvements to lands.....		100.00	207.33
Total.....	225,000.00	202,020.00	202,448.17

For estimating and appraising timber and other resources on the national forests preliminary to disposal by sale or to the issue of occupancy permits, and for emergency expenses incident to their sale or use, [\$108,550] (acts Mar. 3, 1899, vol. 30, p. 1095; June 3, 1903, vol. 32, p. 295; Feb. 1, 1905, vol. 33, p. 268; June 11, 1906, vol. 34, p. 233; Mar. 1, 1911, vol. 36, p. 963; Mar. 4, 1913, vol. 37, p. 842; Mar. 4, 1915, vol. 38, p. 1099; Feb. 10, 1925, vol. 43, pp. 833, 834; Mar. 3, 1925, vol. 43, p. 1132).....

\$97,000.00

	Estimated expenditures, 1927 appropriation	Estimated expenditures, 1926 appropriation	Expended and obligated, 1925
Field service:			
Salaries and wages—			
Salary range, \$3,000 to \$3,600; average, \$3,300—	Average—	Average—	Average—
Associate forester.....	No. Salary	No. Salary	No. Salary
Administrative officer.....	1 \$3,000	1 \$3,000	1 \$3,000
Associate range examiner.....	1 3,100	1 3,100	1 3,000
Associate range examiner.....	1 3,000	1 3,000	1 3,000
Salary range, \$2,400 to \$3,000; average, \$2,700—			
Assistant range examiners.....	2 2,500	2½ 2,500	2½ 2,400
Chief lumberman.....	1 2,500	1 2,500	1 2,438
Assistant forester.....			½ 2,592
Salary range, \$1,860 to \$2,400; average, \$2,111.42—			
Junior foresters.....	6 1,890	6 1,890	5½ 1,879
Junior range examiners.....	7 1,890	7½ 1,890	7½ 1,884
Junior engineer.....			½ 2,100
Salary range, \$1,680 to \$2,040; average, \$1,920—			
Forest ranger.....		½ 1,920	½ 1,924
Salary range, \$1,500 to \$1,860; average, \$1,680—			
Assistant draftsman.....		½ 1,740	½ 1,732
Assistant forest ranger.....		½ 1,500	½ 1,500
Total average number of employees.....	19	20½	20½
Total salaries and wages, field service.....	41,170.00	44,655.00	43,294.00
Wages, temporary laborers.....	22,450.00	26,345.00	25,856.05
Total salaries and wages, field service.....	63,620.00	71,000.00	69,150.05
The difference between 1927 and 1926 is due to decrease in force, \$7,380.			
01 Total personal services.....	63,620.00	71,000.00	69,150.05

Estimates of appropriations required for the service of the fiscal year ending June 30, 1927—Continued

General object (title of appropriation), date of acts, references to Statutes at Large, or to Revised Statutes, and estimated amount required for each detailed object

Total amount to be appropriated under each head of appropriation

Amount appropriated for the fiscal year ending June 30, 1926

General Expenses, Forest Service—Continued.

	Estimated expenditures, 1927 appropriation	Estimated expenditures, 1926 appropriation	Expended and obligated, 1925
Supplies and materials:			
0200 Stationery and office supplies.....	\$100.00	\$100.00	\$85.80
0210 Medical and hospital supplies.....	10.00	10.00	13.30
0220 Scientific and educational supplies.....	100.00	100.00	71.85
0230 Fuel.....			14.50
0250 Forage and other supplies for animals.....	1,800.00	2,000.00	2,024.44
0260 Provisions.....	11,000.00	12,500.00	12,348.62
0280 Sundry supplies.....	700.00	800.00	794.21
0290 Materials.....			8.28
02 Total supplies and materials.....	13,710.00	15,510.00	15,361.00
03 Subsistence and support of persons (service).....	500.00	500.00	499.89
04 Subsistence and care of animals and storage and care of vehicles.....			18.50
Communication service:			
0500 Telegraph service.....			3.63
0510 Telephone service.....			4.65
0520 Other communication service.....			5.15
05 Total communication service.....			13.43
Travel expenses:			
0615 Transportation.....	6,810.00	7,600.00	7,422.70
0616 Subsistence.....	5,000.00	6,080.00	5,703.05
06 Total travel expenses.....	11,810.00	13,680.00	13,125.75
07 Transportation of things (service).....	3,700.00	3,800.00	3,755.95
08 Photography, photographs, and prints.....	100.00	100.00	97.28
10 Furnishing of heat, light, power, etc.....			17.47
Rents:			
1100 Rent of buildings and structures.....	60.00	60.00	49.70
1110 Other rents.....	600.00	600.00	453.30
11 Total rents.....	660.00	660.00	503.00
12 Repairs and alterations.....	500.00	600.00	610.40
13 Special and miscellaneous current expenses.....			95.32
Equipment:			
3000 Passenger-carrying vehicles.....			592.01
3010 Furniture, furnishings, and fixtures.....	200.00	200.00	216.22
3020 Educational, scientific, and recreational equipment.....	100.00	200.00	145.76
3050 Other equipment.....	2,000.00	2,200.00	2,080.57
30 Total equipment.....	2,300.00	2,600.00	3,034.55
32 Structures and parts and nonstructural improvements to lands.....	100.00	100.00	98.19
33 Stores purchased for resale.....			21.55
Total.....	97,000.00	108,550.00	106,402.34

For other miscellaneous forest investigations and for collating, digesting, recording, illustrating, and distributing the results of the experiments and investigations herein provided for (*acts Mar. 3, 1899, vol. 50, p. 1095; June 3, 1902, vol. 32, p. 295; Feb. 1, 1905, vol. 33, p. 268; June 11, 1906, vol. 34, p. 233; Mar. 1, 1911, vol. 36, p. 963; Mar. 4, 1913, vol. 37, p. 842; Mar. 4, 1915, vol. 38, p. 1099; Feb. 10, 1925, vol. 43, pp. 833, 834; Mar. 3, 1925, vol. 43, p. 1132*).....

\$33,800.00

	Estimated expenditures, 1927 appropriation	Estimated expenditures, 1926 appropriation	Expended and obligated, 1925
Departmental service:			
Salaries—			
Professional and scientific service—			
Grade 4, \$3,800 to \$5,000; average, \$4,400—			
Forester (chief of branch).....	No. 1 Salary \$4,800	No. 1 Salary \$4,800	No. 1 Salary \$4,800
Forester.....	1 4,000	1 4,000	1 3,800
Director of forestry publications.....			1 4,000
Grade 3, \$3,000 to \$3,600; average \$3,300—			
Associate forester.....			1 3,500
Subprofessional service—			
Grade 8, \$2,400 to \$3,000; average, \$2,700—			
Chief geographer.....	1 2,500	1 2,500	1 2,500
Chief draftsman.....	1 2,500	1 2,500	1 2,400
Grade 7, \$2,100 to \$2,700; average, \$2,400—			
Principal draftsman.....	1 2,400	1 2,400	1 2,400

Estimates of appropriations required for the service of the fiscal year ending June 30, 1927—Continued

General object (title of appropriation), date of acts, references to Statutes at Large, or to Revised Statutes, and estimated amount required for each detailed object				Total amount to be appropriated under each head of appropriation	Amount appropriated for the fiscal year ending June 30, 1926
<i>General Expenses, Forest Service—Continued.</i>					
	Estimated expenditures, 1927 appropriation	Estimated expenditures, 1926 appropriation	Expended and obligated, 1925		
Departmental service—Continued.					
Salaries—Continued.					
Clerical, administrative and fiscal service—	<i>Average—</i>		<i>Average—</i>	<i>Average—</i>	
Grade 9, \$3,000 to \$3,600, average, \$3,300—	No.	Salary	No.	Salary	
Editor.....	1	\$3,100	1	\$3,100	\$3,000
Administrative officers.....	2	3,400	2	3,400	3,400
Grade 8, \$2,700 to \$3,300; average, \$3,000—					
Associate administrative officer.....	1	3,100	1	3,100	3,000
Grade 7, \$2,400 to \$3,000; average, \$2,700—					
Assistant administrative officer.....	1	2,500	1	2,500	2,400
Grade 3, \$1,500 to \$1,800; average, \$1,680—					
Assistant photographer.....	1	1,500	1	1,500	1,500
Total average number of employees.....	11		11		10 7/8
01 Total salaries, departmental service.....		33,200.00		33,200.00	31,430.42
Supplies and materials:					
0200 Stationery and office supplies.....					57.37
0220 Scientific and educational supplies.....					8.00
0280 Sundry supplies.....					13.22
0290 Materials.....		100.00		100.00	90.56
02 Total supplies and materials.....		100.00		100.00	169.15
07 Transportation of things.....					.75
08 Photographing and photographs and prints.....		500.00		500.00	2,087.59
13 Special and miscellaneous current expenses.....					42.51
Total.....		33,800.00		33,800.00	33,730.42
<p>For the construction and maintenance of roads, trails, bridges, fire lanes, telephone lines, cabins, fences, and other improvements necessary for the proper and economical administration, protection, and development of the national forests, [\$431,900] \$406,900: <i>Provided</i>, That where, in the opinion of the Secretary of Agriculture, direct purchase will be more economical than construction, telephone lines, cabins, fences, and other improvements may be purchased: <i>Provided further</i>, That not to exceed \$50,000 may be expended for the construction and maintenance of boundary and range division fences, counting corrals, stock driveways and bridges, the development of stock-watering places, and the eradication of poisonous plants on the national forests (acts Mar. 3, 1899, vol. 80, p. 1095; June 3, 1902, vol. 32, p. 295; Feb. 1, 1905, vol. 33, p. 268; June 11, 1906, vol. 34, p. 233; Mar. 1, 1911, vol. 36, p. 963; Mar. 4, 1913, vol. 37, p. 842; Mar. 4, 1915, vol. 38, p. 1099; Feb. 10, 1925, vol. 43, pp. 833, 834; Mar. 3, 1925, vol. 43, p. 1132).....</p>					
				\$406,900.00	
	Estimated expenditures, 1927 appropriation	Estimated expenditures, 1926 appropriation	Expended and obligated, 1925		
Field service:					
Salaries and wages—					
Salary range, \$3,300 to \$3,900; average, \$3,600—	<i>Average—</i>		<i>Average—</i>	<i>Average—</i>	
District forest inspector.....	No.	Salary	No.	Salary	
Salary range, \$3,000 to \$3,600; average, \$3,300—					
Associate district forest inspector.....	1	3,000	1	3,000	2,000
Salary range, \$2,700 to \$3,300; average, \$3,000—					
Associate administrative officers.....	2 1/2	2,900	2 1/2	2,900	2,850
Total average number of employees.....	3 1/2		3 1/2		3 1/2
01 Total salaries, field service.....		8,992		8,992	8,875
Deduct expenditures for personal services included in objects named below.....		8,992		8,992	8,875
12 Repairs and alterations.....		161,961.00		161,961.00	158,093.31
32 Structures and parts and nonstructural improvements to land.....		235,947.00		260,947.00	255,744.44
Add indirect expenditures deducted from other objects.....		8,992.00		8,992.00	8,875.00
32 Total structures and parts and nonstructural improvements to land.....		244,939.00		269,939.00	264,619.44
Total.....		406,900.00		431,900.00	422,714.75

Estimates of appropriations required for the service of the fiscal year ending June 30, 1927—Continued

General object (title of appropriation), date of acts, references to Statutes at Large, or to Revised Statutes, and estimated amount required for each detailed object			Total amount to be appropriated under each head of appropriation	Amount appropriated for the fiscal year ending June 30, 1926
General Expenses, Forest Service—Continued.				
<div> <div> CONSTRUCTION WORK CONTEMPLATED, 1927 Based on records and present market conditions of labor and materials as far as practicable, average unit costs of construction work on the national forests for 1927 are estimated as follows: Fire control and administrative improvement Telephone lines, per mile... \$70 Fire breaks, do... 100 Glass-ribbed lookout houses, each... 800 Lookout towers and observatories, each... 500 Dwellings, do... 800 Barns, do... 300 Offices, do... 400 Other structures, do... 100 Fences, per mile... 180 Water development, per mile... 180 Range improvements Fences, per mile... \$150 Corrals, each... 200 Water development, each... 70 </div> <div> CONSTRUCTION WORK ESTIMATED, 1926 It is estimated that the following construction work will be completed in 1926 and financed from this appropriation: Fire control and administrative improvement Telephone lines, 1,576 miles... \$112,681 Fire breaks, 21 miles... 1,605 Glass-ribbed lookout houses, 31... 25,125 Lookout towers and observatories, 42... 22,811 Dwellings, 56... 18,705 Barns, 16... 6,824 Offices, 2... 747 Other structures, 126... 14,056 Fences, 65 miles... 12,658 Water development, 28... 5,069 Range improvements Fences, 261 miles... \$39,080 Corrals, 10... 2,000 Water development, 120... 8,578 </div> <div> CONSTRUCTION WORK DONE, 1925 Of this appropriation there was expended for construction work on national forests as follows: Fire control and administrative improvement Telephone lines, 1,428 miles... \$90,270 Fire breaks, 30 miles... 7,083 Glass-ribbed lookout houses, 32... 18,829 Lookout towers and observatories, 47... 19,526 Dwellings, 70... 34,681 Barns, 27... 9,207 Offices, 18... 8,106 Other structures, 215... 17,405 Fences, 88 miles... 15,729 Water development, 65... 11,542 Range improvements Fences, 208 miles... \$23,970 Corrals, 21... 1,260 Water development, 168... 7,011 </div> </div>				
In all, general expenses, [\$4,868,912] \$4,853,342; and in addition thereto there are hereby appropriated such funds as may accrue prior to July 1, 1927, to the credit of the special fund established by the act entitled, "An act to facilitate and simplify the work of the Forest Service, United States Department of Agriculture, and to promote reforestation," approved March 3, 1925, for use for the purposes defined in section 1 of said act.			\$4, 853, 342. 00	\$4, 868, 912. 00

To enable the Secretary of Agriculture more effectively to carry out the provisions of the act of March 1, 1911 (Thirty-sixth Statutes, page 961), entitled "An act to enable any State to cooperate with any other State or States, or with the United States, for the protection of watersheds of navigable streams, and to appoint a commission for the acquisition of lands for the purpose of conserving the navigability of navigable rivers," \$34,900 of the moneys appropriated therein, or for carrying out its purposes shall be available for the employment of agents, title attorneys, clerks, assistants, and other labor, and for the purchase of supplies and equipment required for the purpose of said act in the city of Washington (acts Mar. 3, 1899, vol. 30, p. 1095; June 3, 1902, vol. 32, p. 295; Feb. 1, 1905, vol. 33, p. 268; June 11, 1906, vol. 34, p. 233; Mar. 1, 1911, vol. 36, p. 963; Mar. 4, 1913, vol. 37, p. 842; Mar. 4, 1915, vol. 38, p. 1099; Feb. 10, 1925, vol. 43, pp. 833, 834; Mar. 3, 1925, vol. 43, p. 1132):

PERMANENT INDEFINITE APPROPRIATION

Refunds to Depositors, Excess of Deposits, National Forest Fund—

All money received, by or on account of the Forest Service for timber, or from any other source of forest-reservation revenue, is covered into the Treasury of the United States as a miscellaneous receipt; and there is appropriated so much as may be necessary to make refunds to depositors of money deposited by them in excess of amounts found actually due from them to the United States, and so much as may be necessary to refund to the rightful claimants such sums as may be found to have been erroneously collected for the use of lands, or for timber or other resources sold from lands located within, but not a part of, the national forests, or for alleged illegal acts done upon such lands, which acts are subsequently found to have been proper and legal. The Secretary of Agriculture is required to make annual report to Congress of the amounts refunded hereunder (acts Mar. 4, 1907, vol. 34, pp. 1256, 1270; Mar. 4, 1911, vol. 36, p. 1253):

	Estimated expenditures, 1927 appropriation	Estimated expenditures, 1926 appropriation	Expended and obligated, 1925
5330 Miscellaneous refunds.....	\$100,000.00	\$75,000.00	\$103,804.09

Estimates of appropriations required for the service of the fiscal year ending June 30, 1927—Continued

General object (title of appropriation), date of acts, references to Statutes at Large, or to Revised Statutes, and estimated amount required for each detailed object				Total amount to be appropriated under each head of appropriation	Amount appropriated for the fiscal year ending June 30, 1926
PERMANENT SPECIFIC APPROPRIATION					
<i>National Forest Reservation Commission—</i> A sum sufficient to pay the necessary expenses of the commission and its members, not to exceed an annual expenditure of \$25,000, has been appropriated, to be paid out on the audit and order of the president of the commission, which audit and order is conclusive and binding upon all departments as to the correctness of the accounts of the commission (<i>act Mar. 1, 1911, vol. 36, p. 963, sec. 14</i>)				\$500. 00	\$5, 000. 00
	Estimated expenditures, 1927 appropriation	Estimated expenditures, 1926 appropriation	Expended and obligated, 1925		
02 Stationery and office supplies.....			\$299. 88		
06 Printing and binding.....			4. 58		
13 Miscellaneous expenses.....	\$500. 00	\$5, 000. 00			
Total.....	500. 00	5, 000. 00	304. 46		
SPECIAL FUNDS					
<i>Payment to States and Territories from the National Forests Fund—</i> Twenty-five per cent of all money received from each forest reserve during any fiscal year is paid at the end thereof by the Secretary of the Treasury to the State or Territory in which the reserve is situated, to be expended as the State or Territorial legislature may prescribe for the benefit of the public schools and public roads of the county or counties in which the forest reserve is situated. When any forest reserve is in more than one State or Territory or county, the distributive share to each from the proceeds of the reserve is proportional to its area therein, (<i>acts Mar. 4, 1907, vol. 34, p. 1270; May 23, 1908, vol. 35, p. 260; Mar. 1, 1911, vol. 36, p. 963, sec. 13; June 30, 1914, vol. 38, p. 441</i>)				1, 307, 750. 00	1, 307, 750. 00
	Estimated expenditures, 1927 appropriation	Estimated expenditures, 1926 appropriation	Expended and obligated, 1925		
2200 Grants to States	\$1, 307, 750	\$1, 242, 939. 01	\$1, 301, 848. 22		
<i>Cooperative Work, Forest Service—</i> All moneys received as contributions toward cooperative work in forest investigations, or the protection and improvement of the national forests, including deposits received from timber purchasers to cover the cost to the United States of disposing of brush and other debris resulting from cutting operations in sales of national-forest timber, are covered into the Treasury and constitute a special fund, which is appropriated and made available until expended, as the Secretary of Agriculture may direct, for the payment of the expenses of the investigations, protection, or improvements by the Forest Service, and for refunds to the contributors of amounts paid in by them in excess of their share of the cost of the investigations, protection, or improvements. Annual report is required to be made to Congress of all moneys received as contributions for such cooperative work (<i>acts Mar. 3, 1905, vol. 33, p. 1070; June 30, 1906, vol. 34, p. 634; June 30, 1914, vol. 38, p. 430; Aug. 11, 1916, vol. 39, p. 462</i>)				1, 800, 000. 00	1, 800, 000. 00
	Estimated expenditures, 1927 appropriation	Estimated expenditures, 1926 appropriation	Expended and obligated, 1925		
Field service:					
Salaries and wages—					
Salary range, \$5,200 to \$6,000; average, \$5,600—	No. Average—	No. Average—	No. Average—		
Director, forest-products laboratory.....	1 \$5, 200	1 \$5, 200	1 \$5, 200		
Associate director, forest-products laboratory.....	1 5, 200	1 5, 200	1 5, 200		
Senior chemist.....	1 5, 200	1 5, 200	1 5, 200		
Salary range, \$3,800 to \$5,000; average, \$4,400—					
Physicist and expert.....	1 4, 400	1 4, 400	1 4, 400		
Engineers in forest products.....	1 4, 136	1 4, 136	1 4, 136		
Chemist.....	1 4, 000	1 4, 000	1 4, 000		
Specialist in wood structure.....	1 4, 000	1 4, 000	1 4, 000		
Microscopist.....	1 3, 800	1 3, 800	1 3, 800		
Salary range, \$3,300 to \$3,900; average, \$3,600—					
Senior administrative officer.....	1 3, 300	1 3, 300	1 3, 800		
Salary range, \$3,000 to \$3,600; average, \$3,300—					
Administrative officer.....	1 3, 000	1 3, 000	1 3, 000		
Associate chemist.....	1 3, 000	1 3, 000	1 3, 000		
Associate engineers.....	1 3, 000	1 3, 000	1 3, 000		
Associate silviculturist.....	1 3, 000	1 3, 000	1 3, 000		

Estimates of appropriations required for the service of the fiscal year ending June 30, 1927—Continued

General object (title of appropriation), date of acts, references to Statutes at Large, or to Revised Statutes, and estimated amount required for each detailed object	Estimated expenditures, 1927 appropriation		Estimated expenditures, 1926 appropriation		Expended and obligated, 1925		Total amount to be appropriated under each head of appropriation	Amount appropriated for the fiscal year ending June 30, 1926
Cooperative Work, Forest Service—Continued.								
Field service—Continued.								
Salaries and wages—Continued.								
Salary range, \$2,700 to \$3,300; average, \$3,000—	Average—		Average—		Average—			
Associate administrative officers.....	No.	Salary	No.	Salary	No.	Salary		
Salary range, \$2,400 to \$3,000; average, \$2,700—	1½	\$2,700	1½	\$2,700	1½	\$2,700		
Assistant forest supervisor.....	1½	2,400	1½	2,400	1½	2,400		
Assistant engineer.....	1½	2,800	1½	2,800	1½	2,800		
Assistant chemist.....	1½	2,600	1½	2,600	1½	2,600		
Assistant wood technologist.....	1½	2,400	1½	2,400	1½	2,400		
Salary range, \$1,860 to \$2,400; average, \$2,111.42								
Senior forest ranger.....	1½	1,920	1½	1,920	1½	1,920		
Senior lumberman.....	1½	1,920	1½	1,920	1½	1,920		
Senior clerk.....	1½	1,860	1½	1,860	1½	1,860		
Junior chemist.....	1½	1,860	1½	1,860	1½	1,860		
Salary range, \$1,680 to \$2,040; average, \$1,860—								
Lumberman.....	1½	1,740	1½	1,740	1½	1,740		
Clerk.....	1½	1,680	1½	1,680	1½	1,680		
Custodian.....	1½	1,800	1½	1,800	1½	1,800		
Laboratory aid.....	1½	1,680	1½	1,680	1½	1,680		
Salary range, \$1,500 to \$1,860; average, \$1,680—								
Assistant clerk.....	1½	1,500	1½	1,500	1½	1,500		
Assistant custodian.....	1½	1,600	1½	1,500	1½	1,500		
Assistant laboratory aid.....	1½	1,500	1½	1,500	1½	1,500		
Salary range, \$1,320 to \$1,680; average, \$1,500—								
Junior clerk.....	1½	1,320	1½	1,320	1½	1,320		
Junior laboratory aid.....	1½	1,320	1½	1,320	1½	1,320		
Salary range, \$1,140 to \$1,500; average, \$1,320—								
Under laboratory aid.....	1½	1,140	1½	1,140	1½	1,140		
Underclerk.....	1½	1,140	1½	1,140	1½	1,140		
Unskilled laborer.....	1½	1,140	1½	1,140	1½	1,140		
Salary range, \$1,020 to \$1,260; average, \$1,140—								
Minor custodian.....	1	1,020	1	1,020	1	1,020		
Total average number of employees.....	18½		18½		18½			
Total salaries, field service.....		47,663.00		47,663.00		47,663.00		
Wages, temporary laborers.....		272,337.00		272,337.00		274,519.26		
01 Total personal services.....		320,000.00		320,000.00		322,182.26		
Deduct expenditures for personal services included in objects named below.....		320,000.00		320,000.00		322,182.26		
Supplies and materials:								
0200 Stationery and office supplies.....		350.00		350.00		368.26		
0210 Medical and hospital supplies.....		100.00		100.00		108.10		
0220 Scientific and educational supplies.....		1,100.00		1,100.00		1,203.26		
0250 Forage and other supplies for animals.....		2,600.00		2,600.00		2,762.81		
0260 Provisions.....		58,000.00		58,000.00		59,686.43		
0280 Sundry supplies.....		3,000.00		3,000.00		3,062.33		
0290 Materials.....		300.00		300.00		359.22		
02 Total supplies and materials.....		65,450.00		65,450.00		67,550.41		
Deduct expenditures included in objects named below.....		65,450.00		65,450.00		67,550.41		
03 Subsistence and support of persons (service).....		500.00		500.00		529.61		
Deduct expenditures included in objects named below.....		500.00		500.00		529.61		
05 Telephone service.....		350.00		350.00		371.23		
Deduct expenditures included in objects named below.....		350.00		350.00		371.23		
Travel expenses:								
0615 Transportation.....		5,000.00		5,000.00		5,196.81		
0616 Subsistence.....		4,800.00		4,800.00		4,901.16		
06 Total travel expenses.....		9,800.00		9,800.00		10,097.97		
Deduct expenditures included in objects named below.....		9,800.00		9,800.00		10,097.97		
07 Transportation of things.....		6,200.00		6,200.00		6,361.83		
Deduct expenditures included in objects named below.....		6,200.00		6,200.00		6,361.83		
08 Photographing and making photographs and prints.....		500.00		500.00		572.89		
Deduct expenditures included in objects named below.....		500.00		500.00		572.89		
Rents:								
1100 Rents of buildings and structures.....		5,000.00		5,000.00		5,179.61		
1110 Other rents.....		500.00		500.00		520.00		
11 Total rents.....		5,500.00		5,500.00		5,699.61		
Deduct expenditures included in objects named below.....		5,500.00		5,500.00		5,699.61		
12 Repairs and alterations.....		35,000.00		35,000.00		36,823.81		
13 Special and miscellaneous current expenses.....		250.00		250.00		279.26		
Deduct expenditures included in objects named below.....		250.00		250.00		279.26		

Estimates of appropriations required for the service of the fiscal year ending June 30, 1927—Continued

General object (title of appropriation), date of acts, references to Statutes at Large, or to Revised Statutes, and estimated amount required for each detailed object				Total amount to be appropriated under each head of appropriation	Amount appropriated for the fiscal year ending June 30, 1926
<i>Cooperative Work, Forest Service—Continued.</i>					
	Estimated expenditures, 1927 appropriation	Estimated expenditures, 1926 appropriation	Expended and obligated, 1925		
Equipment:					
3000 Passenger-carrying vehicles.....	\$500.00	\$500.00	\$500.00		
3010 Furniture, furnishings, and fixtures.....	700.00	700.00	702.83		
3020 Educational, scientific, and recreational equipment.....	200.00	200.00	264.81		
3050 Other equipment.....	7,100.00	7,100.00	7,323.42		
30 Total equipment.....	8,500.00	8,500.00	8,791.06		
Deduct expenditures included in objects named below.....	8,500.00	8,500.00	8,791.06		
Structures and parts and nonstructural improvements to land.....	1,335,850.00	1,335,850.00	2,003,444.90		
Add indirect expenditures deducted from other objects.....	18,850.00	18,850.00	13,428.68		
32 Total structures and parts and nonstructural improvements to land.....	1,354,700.00	1,354,700.00	2,016,873.58		
33 Stores purchased for resale.....	1,800.00	1,800.00	1,881.26		
Deduct expenditures included in objects named below.....	1,800.00	1,800.00	1,881.26		
52 Special and miscellaneous repayments of deposits.....	10,000.00	10,000.00	10,951.49		
53 Miscellaneous refunds.....	300.00	300.00	314.55		
Forest products investigations made for industrial organizations from funds contributed by them.....					
Add indirect expenditures deducted from other objects.....	65,000.00	65,000.00	67,465.70		
Fire prevention and suppression on private lands within the boundaries of national forests from funds deposited by landowners.....					
Add indirect expenditures deducted from other objects.....	155,000.00	155,000.00	160,476.32		
Disposal of slash resulting from timber sale operations from funds contributed by contractor.....					
Add indirect expenditures deducted from other objects.....	180,000.00	180,000.00	182,946.69		
Total.....	1,800,000.00	1,800,000.00	2,475,852.14		
<i>Payment to School Funds, Arizona and New Mexico, National Forest Fund—</i>					
At the close of each fiscal year there is paid by the Secretary of the Treasury to each of these two States, as income for its common-school fund, such proportion of the gross proceeds of all the national forests within the State as the area of lands granted to the State for school purposes within these forest reserves may bear to the total area of all national forests within these States (<i>act June 20, 1910, vol. 36, p. 557</i>).....				\$40,000.00	\$50,000.00
	Estimated expenditures, 1927 appropriation	Estimated expenditures, 1926 appropriation	Expended and obligated, 1925		
2200 Grants to States.....	\$40,000.00	\$28,321.76	\$44,503.87		

Estimates of appropriations required for the service of the fiscal year ending June 30, 1927—Continued

General object (title of appropriation), date of acts, references to Statutes at Large, or to Revised Statutes, and estimated amount required for each detailed object				Total amount to be appropriated under each head of appropriation	Amount appropriated for the fiscal year ending June 30, 1926
Roads and Trails for States, National Forests Fund— An additional 10 per cent of all moneys received from the national forests during each fiscal year is available at the end thereof, to be expended by the Secretary of Agriculture for the construction and maintenance of roads and trails within the national forests in the States from which such proceeds are derived (<i>act Mar. 4, 1913, vol. 37, p. 843</i>)				\$523, 000. 00	\$523, 000. 00
	Estimated expenditures, 1927 appropriation	Estimated expenditures, 1926 appropriation	Expended and obligated, 1925		
Field service:					
Salaries and wages—	<i>Average—</i>	<i>Average—</i>	<i>Average—</i>		
Salary range, \$3,800 to \$5,000; average, \$4,400—	<i>No. Salary</i>	<i>No. Salary</i>	<i>No. Salary</i>		
District engineer.....	1½ \$3,800	1½ \$3,800	1½ \$3,800		
District fiscal agent.....	1½ 3,800	1½ 3,800	1½ 3,800		
Salary range, \$3,300 to \$3,900; average, \$3,600—					
District forest inspectors.....	1½ 3,300	1½ 3,300	1½ 3,300		
Salary range, \$2,700 to \$3,300; average, \$3,000—					
Associate administrative officer.....	1½ 2,700	1½ 2,700	1½ 2,700		
Salary range, \$2,400 to \$3,000; average, \$2,700—					
Chief surveyors.....	2½ 2,500	2½ 2,500	2½ 2,500		
Deputy fiscal agent.....	1 2,700	1 2,700	1 2,700		
Salary range, \$2,100 to \$2,700; average, \$2,400—					
Principal surveyor.....	1 2,100	1 2,100	1 2,100		
Principal surveyor-draftsman.....	1 2,100	1 2,100	1 2,100		
Total average number of employees.....	8½	8½	8½		
01 Total salaries, field service.....	21,708.00	21,708.00	21,708.00		
Deduct expenditures for personal services included in objects named below.....	21,708.00	21,708.00	21,708.00		
12 Repairs and alterations.....	210,000.00	200,000.00	171,812.63		
Structures and parts and nonstructural improvements to land.....	368,292.00	378,292.00	325,168.67		
Add indirect expenditures deducted from other objects.....	21,708.00	21,708.00	21,708.00		
32 Total structures and parts and nonstructural improvements to land.....	390,000.00	400,000.00	346,876.67		
Unexpended balance carried forward June 30, 1924, \$507,662.83.					
Unexpended balance carried forward June 30, 1925, \$509,712.84.					
Total.....	600,000.00	600,000.00	518,689.30		
Total, Forest Service, [\$11,954,665] \$11,940,972, of which amount not to exceed [\$444,593] \$435,766 may be expended for departmental personal services in the District of Columbia.....				11, 940, 972. 00	11, 954, 665. 00

BUREAU OF CHEMISTRY

Salaries, Bureau of Chemistry—

For chief of bureau and other personal services in the District of Columbia in accordance with the Classification Act of 1923 and for personal services in the field (*act Feb. 10, 1925, vol. 43, p. 836*).....

	Estimated expenditures, 1927 appropriation	Estimated expenditures, 1926 appropriation	Expended and obligated, 1925		
Departmental service:					
Salaries—	<i>Average—</i>	<i>Average—</i>	<i>Average—</i>		
Professional and scientific service—	<i>No. Salary</i>	<i>No. Salary</i>	<i>No. Salary</i>		
Grade 6, \$6,000 to \$7,500; average, \$6,750—					
Chief of Bureau.....	1 \$6,500.00	1 \$6,500.00	1 \$6,500.00		
Subprofessional service—					
Grade 7, \$2,100 to \$2,700; average, \$2,400—					
Principal mechanics.....	2 2,350.00	2 2,350.00	1½ 2,434.00		
Grade 6, \$1,860 to \$2,400; average, \$2,111.42—					
Senior library assistant.....	1 2,300.00	1 2,300.00	1 2,138.00		
Grade 5, \$1,680 to \$2,040; average, \$1,860—					
Laboratory mechanics.....	2 1,890.00	2 1,890.00	1½ 1,766.00		
Grade 4, \$1,500 to \$1,860; average, \$1,680—					
Library assistant.....	1 1,860.00	1 1,860.00	1 1,860.00		
Assistant scientific aid.....	1 1,500.00	1 1,500.00	1½ 1,620.00		
Grade 3, \$1,320 to \$1,680; average, \$1,500—					
Junior scientific aids.....	2 1,320.00	2 1,320.00	2 1,320.00		
Junior mechanic.....			1 1,680.00		
Grade 1, \$900 to \$1,260; average, \$1,080—					
Minor scientific helpers.....	19 1,086.00	20 1,080.00	19½ 1,083.00		
				356, 308. 00	363, 208. 00

Estimates of appropriations required for the service of the fiscal year ending June 30, 1927—Continued

General object (title of appropriation), date of acts, references to Statutes at Large, or to Revised Statutes, and estimated amount required for each detailed object				Total amount to be appropriated under each head of appropriation	Amount appropriated for the fiscal year ending June 30, 1926
<i>Salaries, Bureau of Chemistry—Continued.</i>					
Departmental service—Continued.					
Salaries—Continued.					
Clerical, administrative, and fiscal service—					
Grade 7, \$2,400 to \$3,000; average, \$2,700—					
Assistant administrative officers	Average— No. 2	Average— No. 2	Average— No. 2	Average— No. 2	Average— No. 2
Grade 6, \$2,100 to \$2,700; average, \$2,400—					
Principal clerks	2	2	2	2	2
Principal translator	1	1	1	1	1
Grade 5, \$1,950 to \$2,400; average, \$2,111.42—					
Senior clerks	16	16	16	14½	14½
Grade 4, \$1,680 to \$2,040; average, \$1,860—					
Clerks	9	9	9	9	9
Grade 3, \$1,500 to \$1,860; average, \$1,680—					
Assistant clerks	20	21	24½	24½	24½
Grade 2, \$1,320 to \$1,680; average, \$1,500—					
Junior clerks	18	19	19½	19½	19½
Junior operative	1	1	1	1	1
Grade 1, \$1,140 to \$1,500; average, \$1,320—					
Underclerk				½	½
Custodial service—					
Grade 9, \$2,100 to \$2,700; average, \$2,400—					
Principal custodian	1	1	1	1	1
Grade 7, \$1,680 to \$2,040; average, \$1,860—					
Custodians	2	2	2	2	2
Grade 6, \$1,500 to \$1,860; average, \$1,680—					
Assistant custodian				1	1
Grade 4, \$1,140 to \$1,500; average, \$1,320—					
Undercustodians	2	2	2	2	2
Grade 3, \$1,020 to \$1,260; average, \$1,140—					
Minor custodians	9	9	9	4	4
Grade 2, \$900 to \$1,140; average, \$1,020—					
Office laborers	4	4	10	10	10
Office laborers	13	13	14½	14½	14½
Grade 1, \$600 to \$780; average, \$690—					
Junior messengers	8	8	8½	8½	8½
Total average number of employees	137	140	146½	146½	146½
Total salaries, departmental service	197,888.00	202,268.00	210,557.39	210,557.39	210,557.39
The difference between 1927 and 1926 is due to decrease in force, \$4,350.					
Field service:					
Salaries and wages—					
Salary range, \$2,400 to \$3,000; average, \$2,700—					
Assistant administrative officers	2	2	2	2	2
Salary range, \$2,100 to \$2,700; average, \$2,400—					
Principal clerk	1	1	1	1	1
Salary range, \$1,860 to \$2,400; average, \$2,111.42—					
Senior clerks	12	12	10½	10½	10½
Salary range, \$1,680 to \$2,040; average, \$1,860—					
Clerks	13	13	12½	12½	12½
Salary range, \$1,500 to \$1,860; average, \$1,680—					
Assistant clerks	13	13	14½	14½	14½
Assistant scientific aids	4	4	4½	4½	4½
Assistant mechanic	1	1	1	1	1
Salary range, \$1,320 to \$1,680; average, \$1,500—					
Junior clerks	28	29	27½	27½	27½
Junior scientific aids	8	8	7½	7½	7½
Salary range, \$1,140 to \$1,500; average, \$1,320—					
Underclerks	4	4	4½	4½	4½
Underscientific helpers	2	2	2	2	2
Salary range, \$900 to \$1,260; average, \$1,080—					
Minor scientific helpers	16	16	15½	15½	15½
Messenger	1	1	½	½	½
Unskilled laborer	1	1	½	½	½
Salary range, \$600 to \$780; average, \$690—					
Assistant messenger	1	1	½	½	½
Total average number of employees, field service	107	108	105½	105½	105½
Total salaries and wages, field service	158,420.00	159,440.00	155,033.02	155,033.02	155,033.02
The difference between 1927 and 1926 is due to decrease in force, \$1,020.					
Reserve		1,500.00			
01 Total personal services	356,308.00	363,208.00	365,585.41	365,585.41	365,585.41

Estimates of appropriations required for the service of the fiscal year ending June 30, 1927—Continued

General object (title of appropriation), date of acts, references to Statutes at Large, or to Revised Statutes, and estimated amount required for each detailed object	Total amount to be appropriated under each head of appropriation	Amount appropriated for the fiscal year ending June 30, 1926
General Expenses, Bureau of Chemistry—		
For all necessary expenses, for chemical apparatus, chemicals and supplies, repairs to apparatus, gas, electric current, official traveling expenses, telegraph and telephone service, express and freight charges, for the employment of such assistants, clerks, and other persons as the Secretary of Agriculture may consider necessary for the purposes named, in the city of Washington and elsewhere, in conducting investigations; collecting, reporting, and illustrating the results of such investigations; and for rent outside of the District of Columbia for carrying out the investigations and work herein authorized as follows (<i>acts June 3, 1902, vol. 32, p. 803; June 30, 1906, vol. 34, pp. 768-770; Feb. 10, 1925, vol. 43, pp. 836-838</i>):		
For conducting the investigations contemplated by the act of May 15, 1862, relating to the application of chemistry to agriculture; for the biological investigation of food and drug products and substances used in the manufacture thereof, including investigations of the physiological effects of such products on the human organism (<i>same acts</i>)		
	\$123, 400. 00	

Estimates of appropriations required for the service of the fiscal year ending June 30, 1927—Continued

General object (title of appropriation), date of acts, references to Statutes at Large, or to Revised Statutes, and estimated amount required for each detailed object				Total amount to be appropriated under each head of appropriation	Amount appropriated for the fiscal year ending June 30, 1926
<i>General Expenses, Bureau of Chemistry—Continued.</i>					
	Estimated expenditures, 1927 appropriation	Estimated expenditures, 1926 appropriation	Expended and obligated, 1925		
Travel expenses:					
0615 Transportation.....	\$2,003.00	\$1,800.00	\$1,952.20		
0616 Subsistence.....	1,302.00	1,205.00	1,351.29		
06 Total travel expenses.....	3,305.00	3,005.00	3,303.49		
07 Transportation of things (service).....	550.00	546.00	547.40		
08 Photographing and making photographs and prints.....	37.00	37.00	34.27		
10 Furnishing of heat, light, power, water, and electricity.....	175.00	150.00	163.47		
Rents:					
1100 Rents of buildings and structures.....	1,200.00	1,200.00	1,200.00		
1110 Other rents.....		335.00	1,233.00		
11 Total rents.....	1,200.00	1,535.00	2,433.00		
12 Repairs and alterations.....	900.00	850.00	837.78		
13 Special and miscellaneous current expenses.....	660.00	460.00	472.49		
Equipment:					
3010 Furniture, furnishings, and fixtures.....	600.00	500.00	509.64		
3020 Scientific equipment.....	1,325.00	525.00	1,197.01		
3050 Other equipment.....	200.00	185.00	229.35		
30 Total equipment.....	2,125.00	1,210.00	1,936.00		
Reserve.....		1,600.00			
Total.....	123,400.00	123,400.00	120,409.45		

For collaboration with other departments of the Government desiring chemical investigations and whose heads request the Secretary of Agriculture for such assistance, and for other miscellaneous work, **[\$14,090]** (acts June 3, 1902, vol. 32, p. 303; June 30, 1906, vol. 34, pp. 768-770; Feb. 10, 1925, vol. 43, pp. 836-838)

\$13,865.00

	Estimated expenditures, 1927 appropriation	Estimated expenditures, 1926 appropriation	Expended and obligated, 1925
Departmental service:			
Salaries—			
Professional and scientific service—			
Grade 4, \$3,800 to \$5,000; average, \$4,400—	Average—	Average—	Average—
Chemists.....	No. 2 Salary \$4,300	No. 2 Salary \$4,300	No. 2 Salary \$4,238
Grade 2, \$2,400 to \$3,000; average, \$2,700—			
Assistant chemists.....	1½ 2,600	1½ 2,600	1½ 2,516
Assistant librarian.....			½ 2,400
Clerical, administrative, and fiscal service—			
Grade 3, \$2,700 to \$3,300; average, \$3,000—		½ 2,700	
Associate administrative officer.....			
Grade 6, \$2,100 to \$2,700; average, \$2,400—			
Principal clerk.....	½ 2,100	½ 2,100	½ 2,600
01 Total average number of employees.....	3½ 12,850.00	3½ 13,075.00	3½ 12,308.05
The difference between 1927 and 1926 is due to decrease in force, \$225.			
Supplies and materials:			
0200 Stationery and office supplies.....	165.00	80.00	168.17
0220 Scientific supplies.....	150.00	85.00	148.63
0230 Fuel.....	10.00	10.00	10.00
0280 Sundry supplies.....	25.00	10.00	32.20
02 Total supplies and materials.....	350.00	185.00	359.00
05 Telephone service.....	40.00	35.00	38.38
Travel expenses:			
0615 Transportation.....	180.00	90.00	91.96
0616 Subsistence.....	120.00	60.00	62.00
06 Total travel expenses.....	300.00	150.00	153.96
08 Photographing and making photographs and prints.....	25.00	15.00	21.90
12 Repairs and alterations.....	50.00	50.00	267.88
Equipment:			
3010 Furniture, furnishings, and fixtures.....	50.00	30.00	74.71
3020 Scientific equipment.....	200.00	50.00	15.00
3050 Other equipment.....			195.00
30 Total equipment.....	250.00	80.00	284.71
Reserve.....		500.00	
Total.....	13,865.00	14,090.00	13,433.88

Estimates of appropriations required for the service of the fiscal year ending June 30, 1927—Continued

General object (title of appropriation), date of acts, references to Statutes at Large, or to Revised Statutes, and estimated amount required for each detailed object	Total amount to be appropriated under each head of appropriation		Amount appropriated for the fiscal year ending June 30, 1926
General Expenses, Bureau of Chemistry—Continued.			
For investigation and experiment in the utilization, for coloring, medicinal, and technical purposes, of raw materials grown or produced in the United States, in cooperation with such persons, associations, or corporations as may be found necessary, including repairs, alterations, improvements, or additions to a building on the Arlington Experimental Farm, [\$54,805] (acts June 3, 1902, vol. 32, p. 303; June 30, 1906, vol. 34, pp. 768-770; Feb. 10, 1925, vol. 43, pp. 836-838)			
	\$44,669.00		
	Estimated expenditures, 1927 appropriation	Estimated expenditures, 1926 appropriation	Expended and obligated, 1925
Departmental service:			
Salaries—	Average—	Average—	Average—
Professional and scientific service—	No. Salary	No. Salary	No. Salary
Grade 4, \$3,800 to \$5,000; average, \$4,400—			
Chemist.....	1 \$4,000	1 \$4,000	1 \$3,875
Grade 3, \$3,000 to \$3,600; average, \$3,300—			
Associate chemists.....	4 3,025	4 3,025	4 3,009
Grade 2, \$2,400 to \$3,000; average, \$2,700—			
Assistant plant histologist.....	1 2,500	1 2,500	1 2,438
Assistant pharmacologist.....			★ 3,000
Assistant chemists.....	2 2,550	3 2,540	2★ 2,607
Assistant librarian.....			★ 2,400
Grade 1, \$1,860 to \$2,400; average \$2,111.42—			
Junior chemists.....	1★ 1,882	4 1,875	3★ 1,867
Subprofessional service—			
Grade 5, \$1,680 to \$2,040; average, \$1,860—			
Laboratory mechanic.....	★ 1,800	★ 1,800	
Grade 4, \$1,500 to \$1,860; average, \$1,680—			
Assistant scientific aid.....	1 1,680	1 1,680	1½ 1,597
Grade 3, \$1,320 to \$1,680; average, \$1,500—			
Junior scientific aid.....	1 1,320	1 1,320	★ 1,320
Custodial service—			
Grade 5, \$1,320 to \$1,680; average, \$1,500—			
Junior custodian.....	1 1,680	1 1,680	1 1,680
Clerical, administrative, and fiscal service—			
Grade 6, \$2,100 to \$2,700; average, \$2,400—			
Principal clerk.....	1 2,700	1 2,700	1½ 2,618
Grade 8, \$2,700 to \$3,300; average, \$3,000—			
Associate administrative officer.....		★ 2,700	
Total average number of employees.....	13★	17★	16½
Total salaries, departmental service.....	34,210.00	42,005.00	40,748.51
The difference between 1927 and 1926 is due to decrease in force, \$7,796.			
Field service:			
Salaries and wages—			
Collaborators at \$1 per annum.....	5 1	5 1	5 1
Total average number of employees, field service.....	5	5	5
Total salaries and wages, field service.....	5	5	5
01 Total personal services.....	34,215.00	42,010.00	40,753.51
Supplies and materials:			
0200 Stationery and office supplies.....	750.00	890.00	889.60
0220 Scientific supplies.....	1,400.00	1,690.00	1,682.46
0230 Fuel.....	1,525.00	1,510.00	1,605.07
0280 Sundry supplies.....	1,320.00	1,410.00	1,513.10
02 Total supplies and materials.....	4,995.00	5,500.00	5,690.23
Communication service:			
0500 Telegraph service.....	2.00	2.00	.50
0510 Telephone service.....	83.00	128.00	126.10
05 Total communication service.....	85.00	130.00	126.60
Travel expenses:			
0615 Transportation.....	290.00	300.00	308.02
0616 Subsistence.....	85.00	100.00	172.85
06 Total travel expenses.....	375.00	400.00	480.87
07 Transportation of things (service).....	569.00	650.00	660.55
08 Photographing and making photographs and prints.....	5.00	5.00	2.18
10 Furnishing of heat, light, power, water, and electricity.....	1,360.00	1,450.00	1,453.04
12 Repairs and alterations.....	160.00	200.00	195.89
13 Special and miscellaneous current expenses.....	1,795.00	1,940.00	2,163.42
Equipment:			
3010 Furniture, furnishings, and fixtures.....	50.00	50.00	58.19
3020 Scientific equipment.....	375.00	500.00	613.55
3050 Other equipment.....	685.00	970.00	1,129.47
30 Total equipment.....	1,110.00	1,520.00	1,801.21
Reserve.....		1,000.00	
Total.....	44,669.00	54,805.00	53,327.60

Estimates of appropriations required for the service of the fiscal year ending June 30, 1927—Continued

General object (title of appropriation), date of acts, references to Statutes at Large, or to Revised Statutes, and estimated amount required for each detailed object				Total amount to be appropriated under each head of appropriation	Amount appropriated for the fiscal year ending June 30, 1926
General Expenses, Bureau of Chemistry—Continued. For the investigation and development of methods for the manufacture of table sirup and sugar and of methods for the manufacture of sweet sirups by the utilization of new agriculture sources, [\$28,000] (acts June 3, 1902, vol. 32, p. 303; June 30, 1906, vol. 34, pp. 768-770; Feb. 10, 1925, vol. 43, pp. 836-838) -----				\$27, 520. 00	
Departmental service: Salaries— Professional and scientific service— Grade 5, \$5,200 to \$6,000; average, \$5,600— Senior chemist..... Grade 3, \$3,000 to \$3,600; average, \$3,300— Associate chemist..... Grade 2, \$2,400 to \$3,000; average \$2,700— Assistant chemists..... Assistant librarian..... Grade 1, \$1,860 to \$2,400; average \$2,111.42— Junior sugar technologists..... Junior chemist..... Subprofessional service— Grade 5, \$1,680 to \$2,040; average \$1,860— Scientific aid..... Grade 4, \$1,500 to \$1,860; average \$1,680— Assistant scientific aid..... Custodial service— Grade 4, \$1,140 to \$1,500; average \$1,320— Undercustodian..... Clerical, administrative and fiscal service— Grade 8, \$2,700 to \$3,300; average, \$3,000— Associate administrative officer..... Grade 6, \$2,100 to \$2,700; average, \$2,400— Principal clerk..... Total average number of employees..... Total salaries, departmental service..... The difference between 1927 and 1926 is due to decrease in force, \$225.					
	<i>Average—</i> <i>No.</i>	<i>Average—</i> <i>No.</i>	<i>Average—</i> <i>No.</i>		
	<i>Salary</i>	<i>Salary</i>	<i>Salary</i>		
	1	1	1		
	\$5,200	\$5,200	\$5,200		
	1	1	1		
	3,600	3,600	3,038		
	1½	1½	2½		
	2,682	2,682	2,646		
	2	2	1½		
	1,860	1,860	1,860		
	1	1			
	1,680	1,680			
			1		
			1,680		
	½	½	½		
	1,260	1,260	1,260		
		½			
		2,700			
			½		
			2,208		
01	6½	7	7½		
	19,222.00	19,447.00	17,569.47		
Supplies and materials: 0200 Stationery and office supplies..... 0220 Scientific supplies..... 0230 Fuel..... 0280 Sundry supplies..... 02 Total supplies and materials..... Communication service: 0500 Telegraph service..... 0510 Telephone service..... 05 Total communication service..... Travel expenses: 0615 Transportation..... 0616 Subsistence..... 06 Total travel expenses..... 07 Transportation of things (service)..... 08 Photographing and making photographs and prints..... 12 Repairs and alterations..... 13 Special and miscellaneous current expenses..... Equipment: 3010 Furniture, furnishings, and fixtures..... 3020 Scientific equipment..... 3050 Other equipment..... 30 Total equipment..... Reserve..... Total.....					
	354.00	304.00	553.79		
	2,255.00	2,105.00	2,054.71		
	35.00	35.00	35.80		
	580.00	580.00	579.69		
	3,224.00	3,024.00	3,223.99		
	75.00	75.00	72.27		
	35.00	35.00	30.79		
	110.00	110.00	103.06		
	1,150.00	1,100.00	1,265.12		
	895.00	1,000.00	1,012.00		
	2,045.00	2,100.00	2,277.12		
	450.00	400.00	439.92		
	5.00	5.00	2.70		
	154.00	154.00	220.65		
	100.00	50.00	110.18		
	150.00	150.00	152.43		
	1,860.00	1,860.00	2,537.68		
	200.00	200.00	1,140.42		
	2,210.00	2,210.00	3,830.53		
		500.00			
	27,520.00	28,000.00	27,777.62		

Estimates of appropriations required for the service of the fiscal year ending June 30, 1927—Continued

General object (title of appropriation), date of acts, references to Statutes at Large, or to Revised Statutes, and estimated amount required for each detailed object	Total amount to be appropriated under each head of appropriation		Amount appropriated for the fiscal year ending June 30, 1926
General Expenses, Bureau of Chemistry—Continued.			
For enabling the Secretary of Agriculture to carry into effect the provisions of the act of June 30, 1906, entitled "An act for preventing the manufacture, sale, or transportation of adulterated, or misbranded, or poisonous, or deleterious foods, drugs, medicines, and liquors, and for regulating traffic therein, and for other purposes"; to cooperate with associations and scientific societies in the revision of the United States Pharmacopoeia and development of methods of analysis, and for investigating the character of the chemical and physical tests which are applied to American food products in foreign countries, and for inspecting the same before shipment when desired by the shippers or owners of these products intended for countries where chemical and physical tests are required before the said products are allowed to be sold therein, [\$788,860] \$785,408: Provided, That not more than \$4,280 shall be used for travel outside of the United States (<i>acts June 3, 1902, vol. 32, p. 308; June 30, 1906, vol. 34, pp. 768-770; Feb. 10, 1925, vol. 43, pp. 836-838</i>)-----			
	\$785,408.00		
	Estimated expenditures, 1927 appropriation	Estimated expenditures, 1926 appropriation	Expended and obligated, 1925
Departmental service:			
Salaries—			
Professional and scientific service—			
Grade 5, \$5,200 to \$6,000; average, \$5,600—	<i>Average—</i>	<i>Average—</i>	<i>Average—</i>
Assistant chief.....	No. Salary	No. Salary	No. Salary
Senior mycologist.....	1 \$5,200	1 \$5,200	1 \$5,200
Senior microscopist.....	1 5,200	1 5,200	1 5,200
Senior chemists.....	1 5,200	1 5,200	1 5,200
Senior attorney.....	4 5,200	4 5,200	4 5,200
Grade 4, \$3,800 to \$5,000; average, \$4,400—			
Chemists.....	7 3,914	7 3,914	7 3,914
Microanalyst.....	1 3,800	1 3,800	1 3,800
Grade 3, \$3,000 to \$3,600; average, \$3,300—			
Associate chemists.....	10 3,170	10 3,170	10 3,082
Associate bacteriologist.....	1 3,500	1 3,500	1 3,337
Associate pharmacologists.....	1 3,388	1 3,388	1 3,324
Associate medical officers.....	2 3,250	2 3,250	2 3,169
Associate microanalyst.....	1 3,000	1 3,000	1 3,000
Grade 2, \$2,400 to \$3,000; average, \$2,700—			
Assistant chemists.....	6 2,640	6 2,640	6 2,621
Associate microanalysts.....	2 2,450	2 2,450	2 2,419
Associate pharmacologist.....	1 3,000	1 3,000	1 2,417
Assistant medical officer.....	1 2,400	1 2,400	1 2,400
Assistant bacteriologists.....	2 2,450	2 2,450	1 2,611
Grade 1, \$1,860 to \$2,400; average, \$2,111.42—			
Junior chemists.....	9 2,069	9 2,069	8 2,033
Junior bacteriologist.....	1 2,200	1 2,200	1 2,137
Subprofessional service—			
Grade 5, \$1,680 to \$2,040; average, \$1,860—			
Laboratory mechanic.....	1 1,800	1 1,800	1 1,687
Grade 4, \$1,500 to \$1,860; average, \$1,680—			
Assistant scientific aids.....	4 1,770	5 1,716	4 1,698
Clerical, administrative, and fiscal service—			
Grade 11, \$3,800 to \$5,000; average, \$4,400—			
Assistant chief, administrative officer.....	1 3,800	1 3,800	1 3,800
Grade 9, \$3,000 to \$3,600; average, \$3,300—			
Administrative officer.....	1 3,600	1 3,600	1 3,600
Grade 8, \$2,700 to \$3,300; average, \$3,000—			
Associate administrative officer.....	1 3,300	1 3,180	1 3,300
Grade 7, \$2,400 to \$3,000; average, \$2,700—			
Assistant administrative officer.....			1 2,800
Grade 6, \$2,100 to \$2,700; average, \$2,400—			
Principal clerk.....	1 2,100	1 2,100	1 2,600
Grade 5, \$1,860 to \$2,400; average, \$2,111.42—			
Senior clerk.....	1 2,200	1 2,200	1 2,107
Custodial service—			
Grade 4, \$1,140 to \$1,500; average, \$1,320—			
Undercustodian.....	1 1,260	1 1,260	1 1,260
Total average number of employees.....	62	63	60
Total salaries, departmental service.....	191,902.00	194,104.00	183,070.96
The difference between 1927 and 1926 is due to decrease in force, \$2,202.			
Field service:			
Salaries and wages—			
Salary range, \$5,200 to \$6,000; average, \$5,600—			
Chiefs of district.....	3 5,200	3 5,200	3 5,200
Salary range, \$3,800 to \$5,000; average, \$4,400—			
Chiefs of station.....	14 3,827	14 3,827	14 3,799
Chemists.....	2 3,800	2 3,800	2 3,800
Assistants to chiefs of district.....	1 3,800	1 3,800	1 3,800
Salary range, \$3,000 to \$3,600; average, \$3,300—			
Associate chemists.....	22 3,032	21 3,029	18 3,010
District law officers.....		1 3,100	1 3,035
Associate bacteriologists.....	2 3,050	2 3,050	2 3,019
Associate pharmacognocist.....	1 3,000	1 3,000	1 3,000
Chief food and drug inspectors.....	6 3,000	6 3,000	5 3,000

Estimates of appropriations required for the service of the fiscal year ending June 30, 1927—Continued

General object (title of appropriation), date of acts, references to Statutes at Large, or to Revised Statutes, and estimated amount required for each detailed object						Total amount to be appropriated under each head of appropriation	Amount appropriated for the fiscal year ending June 30, 1926
<i>General Expenses, Bureau of Chemistry—Continued.</i>							
		Estimated expenditures, 1927 appropriation	Estimated expenditures, 1926 appropriation	Expended and obligated, 1925			
Field service—Continued.							
Salary and wages—Continued.							
Salary range, \$2,400 to \$3,000; average 2.00—							
Assistant chemists.....	No. Salary	No. Salary	No. Salary	No. Salary			
Assistant bacteriologist.....	28 \$2,593	28 \$2,593	30 \$2,587				
Assistant administrative clerk.....	1 2,800	1 2,800	1 2,800				
Assistant engineer.....	1 2,600	1 2,600	1 2,600				
Senior food and drug inspectors.....	1 2,800	1 2,800	1 2,800				
Salary range, \$1,860 to \$2,400; average, \$2,111.42—	19 2,558	19 2,558	18 2,573				
Junior chemists.....	29 2,040	29 2,040	22 2,091				
Inspector in salmon canning.....	1 1,860	1 1,860	1 1,860				
Food and drug inspectors.....	22 2,066	22 2,066	22 2,030				
Salary range, \$1,680 to \$2,040; average, \$1,860—							
Senior scientific aid.....	1 1,860	1 1,860	1 1,860				
Wharf examiners.....	8 1,920	8 1,920	7 1,915				
Salary range, \$1,500 to \$1,860; average, \$1,680—							
Assistant scientific aid.....	1 1,560	1 1,560	1 1,500				
Associate chemist, at \$10 per diem.....	1/2 300	1/2 300					
Total average number of employees, field service.....	164 1/2	164 1/2	153 1/2				
Total salaries and wages, field service.....	433,452.00	433,452.00	407,396.61				
01 Total personal services.....	625,354.00	627,556.00	590,467.57				
Supplies and materials:							
0200 Stationery and office supplies.....	3,930.00	3,500.00	4,798.08				
0220 Scientific supplies.....	16,320.00	14,400.00	18,341.31				
0230 Fuel.....	1,710.00	1,710.00	1,711.23				
0250 Sundry supplies.....	3,890.00	3,390.00	4,809.16				
0285 Food and drug samples.....	18,000.00	18,000.00	18,022.30				
02 Total supplies and materials.....	43,850.00	41,000.00	47,682.02				
Communication service:							
0500 Telegraph service.....	4,500.00	4,000.00	5,073.25				
0510 Telephone service.....	4,800.00	4,800.00	4,825.43				
0520 Other communication service.....	200.00	200.00	434.80				
05 Total communication service.....	9,500.00	9,000.00	10,333.48				
Travel expenses:							
0615 Transportation.....	34,965.00	33,790.00	36,553.08				
0616 Subsistence.....	29,374.00	27,649.00	30,459.36				
06 Total travel expenses.....	64,339.00	61,439.00	67,012.44				
07 Transportation of things.....	7,000.00	6,900.00	7,936.85				
08 Photographing and making photographs and prints.....	125.00	125.00	121.73				
09 Advertising and publication of notices.....	25.00	25.00	28.00				
10 Furnishing of heat, light, power, water, and electricity.....	1,250.00	1,250.00	1,240.39				
Rents:							
1100 Rents of buildings and structures.....	21,040.00	21,040.00	21,040.00				
1110 Other rents.....	25.00	25.00	64.27				
11 Total rents.....	21,065.00	21,065.00	21,104.27				
12 Repairs and alterations.....	3,750.00	3,550.00	5,754.56				
13 Special and miscellaneous current expenses.....	3,800.00	2,800.00	4,754.94				
Equipment:							
3010 Furniture, furnishings, and fixtures.....	1,950.00	1,850.00	1,985.94				
3020 Scientific equipment.....	1,800.00	1,300.00	1,746.59				
3050 Other equipment.....	1,600.00	1,000.00	7,635.11				
30 Total equipment.....	5,350.00	4,150.00	11,367.64				
Reserve.....		10,000.00					
Total.....	785,408.00	788,860.00	767,808.89				

Estimates of appropriations required for the service of the fiscal year ending June 30, 1927—Continued

General object (title of appropriation), date of acts, references to Statutes at Large, or to Revised Statutes, and estimated amount required for each detailed object	Total amount to be appropriated under each head of appropriation		Amount appropriated for the fiscal year ending June 30, 1926
<i>General Expenses, Bureau of Chemistry—Continued.</i>			
For enabling the Secretary of Agriculture to carry into effect the provisions of the act approved March 2, 1897, entitled "An act to prevent the importation of impure and unwholesome tea," as amended, including payment of compensation and expenses of the members of the board appointed under section 2 of the act and all other necessary officers and employees (<i>acts June 3, 1902, vol. 32, p. 303; June 30, 1906, vol. 34, pp. 768-770; Feb. 10, 1925, vol. 43, pp. 836-838</i>)---	\$40,690.00		
	Estimated expenditures, 1927 appropriation	Estimated expenditures, 1926 appropriation	Expended and obligated, 1925
Departmental service:			
Salaries—			
Professional and scientific service—	<i>Average—</i>	<i>Average—</i>	<i>Average—</i>
Grade 4, \$3,800 to \$5,000; average, \$4,400—	<i>No. Salary</i>	<i>No. Salary</i>	<i>No. Salary</i>
Supervising tea examiner.....	1 4,000	1 4,000	1 3,875
Clerical, administrative, and fiscal service—			
Grade 6, \$2,100 to \$2,700; average, \$2,400—			
Principal clerks.....	1½ 2,193	1½ 2,193	½ 2,137
Grade 5, \$1,860 to \$2,400; average, \$2,111.42—			
Senior clerk.....	½ 2,200	½ 2,200	½ 2,100
Custodial service—			
Grade 4, \$1,140 to \$1,500; average, \$1,320—			
Undercustodian.....	½ 1,260	½ 1,260	½ 1,260
Total average number of employees.....	2½	2½	1½
Total salaries, departmental service.....	6,663.00	6,663.00	5,749.99
Field service:			
Salaries and wages—			
Salary range, \$3,800 to \$5,000; average, \$4,400—			
Chief of station.....	½ 4,000	½ 4,000	½ 4,000
Assistant to chief of district.....	½ 3,800	½ 3,800	½ 3,800
Salary range, \$3,000 to \$3,600; average, \$3,300—			
Chief tea examiner.....	1 3,000	1 3,000	1 3,000
Salary range, \$2,400 to \$3,000; average, \$2,700—			
Tea examiners.....	4 2,700	4 2,700	4 2,700
Salary range, \$1,680 to \$2,040; average, \$1,860—			
Clerk.....			½ 1,740
Salary range, \$1,500 to \$1,860; average, \$1,680—			
Tea samplers.....	5 1,632	5 1,632	6½ 1,626
Opener and packer (acting sampler).....	1 1,680	1 1,680	½ 1,680
Laboratory helper.....	1 1,500	1 1,500	½ 1,500
Members of board of tea experts.....	6 50	6 50	6 50
Total average number of employees, field service.....	18½	18½	19
Total salaries and wages, field service.....	29,098.00	29,098.00	28,903.09
01 Total personal services.....	35,761.00	35,761.00	34,653.08
Supplies and materials:			
0200 Stationery and office supplies.....	280.00	275.00	77.42
0220 Scientific supplies.....	360.00	310.00	321.05
0230 Fuel.....	40.00	30.00	25.00
0280 Sundry supplies.....	660.00	575.00	601.72
02 Total supplies and materials.....	1,340.00	1,190.00	1,025.19
Communication service:			
0500 Telegraph service.....	50.00	50.00	30.18
0510 Telephone service.....	300.00	300.00	214.21
05 Total communication service.....	350.00	350.00	244.39
Travel expenses:			
0615 Transportation.....	1,030.00	960.00	1,067.16
0616 Subsistence.....	620.00	540.00	662.00
06 Total travel expenses.....	1,650.00	1,500.00	1,719.16
07 Transportation of things (service).....	75.00	75.00	74.00
08 Photographing and making photographs and prints.....	5.00	5.00	.83
11 Other rents.....	19.00	19.00	18.00
12 Repairs and alterations.....	325.00	300.00	295.94
13 Special and miscellaneous current expenses.....	700.00	675.00	670.66
Equipment:			
3010 Furniture, furnishings and fixtures.....	200.00	125.00	178.15
3020 Scientific equipment.....	165.00	100.00	20.40
3050 Other equipment.....	100.00	90.00	6.79
30 Total equipment.....	465.00	315.00	205.34
Reserve.....		500.00	
Total.....	40,690.00	40,690.00	38,906.59

Estimates of appropriations required for the service of the fiscal year ending June 30, 1927—Continued

General object (title of appropriation), date of acts, references to Statutes at Large, or to Revised Statutes, and estimated amount required for each detailed object				Total amount to be appropriated under each head of appropriation	Amount appropriated for the fiscal year ending June 30, 1926
General Expenses, Bureau of Chemistry—Continued.					
For the investigation and development of methods of manufacturing insecticides and fungicides, and for investigating chemical problems relating to the composition, action, and application of insecticides and fungicides (acts June 3, 1902, vol. 32, p. 303; June 30, 1906, vol. 34, pp. 768-770; Feb. 10, 1925, vol. 43, pp. 836-838) -----				\$27, 580. 00	
	Estimated expenditures, 1927 appropriation	Estimated expenditures, 1926 appropriation	Expended and obligated, 1925		
Departmental service:					
Salaries—					
Professional and scientific service—					
Grade 3, \$3,000 to \$3,600; average, \$3,300—					
Associate chemists.....	Average— No. 4 Salary \$3, 215	Average— No. 4 Salary \$3, 215	Average— No. 3½ Salary \$3, 206		
Grade 2, \$2,400 to \$3,000; average, \$2,700—					
Assistant chemists.....	3 2, 500	3 2, 500	3½ 2, 462		
Assistant librarian.....			½ 2, 400		
Grade 1, \$1,800 to \$2,400; average, \$2,111.42—					
Junior chemist.....	1 2, 000	1 2, 000	½ 1, 875		
Custodial service—					
Grade 4, \$1,140 to \$1,500; average, \$1,320—					
Undercustodian.....	½ 1, 260	½ 1, 260	½ 1, 260		
Clerical, administrative, and fiscal service—					
Grade 8, \$2,700 to \$3,300; average, \$3,000—					
Associate administrative assistant.....		½ 2, 700			
Grade 6, \$2,100 to \$2,700; average, \$2,400—					
Principal clerk.....			½ 2, 600		
Grade 4, \$1,680 to \$2,040; average, \$1,860—					
Clerk.....	½ 1, 920	½ 1, 920	½ 1, 860		
Total average number of employees, field service.	8½	8½	9½		
Total salaries, departmental service.	23, 945. 00	24, 170. 00	24, 283. 17		
The difference between 1927 and 1926 is due to decrease in force, \$225.					
Supplies and materials:					
0200 Stationery and office supplies.....	300. 00	250. 00	477. 98		
0220 Scientific supplies.....	1, 000. 00	900. 00	978. 47		
0230 Fuel.....	20. 00	20. 00	20. 00		
0250 Sundry supplies.....	145. 00	45. 00	140. 89		
02 Total supplies and materials.....	1, 465. 00	1, 215. 00	1, 617. 34		
Communication service:					
0500 Telegraph service.....	2. 00	2. 00	1. 95		
0510 Telephone service.....	48. 00	48. 00	63. 05		
05 Total communication service.....	50. 00	50. 00	65. 00		
Travel expenses:					
0615 Transportation.....	765. 00	665. 00	728. 44		
0616 Subsistence.....	710. 00	585. 00	738. 83		
06 Total travel expenses.....	1, 475. 00	1, 250. 00	1, 467. 27		
Transportation of things (service)	15. 00	15. 00	20. 00		
07 Photographing and making photographs and prints.....	5. 00	5. 00	1. 61		
12 Repairs and alterations.....	160. 00	50. 00	324. 41		
13 Special and miscellaneous current expenses.....			8. 00		
Equipment:					
3010 Furniture, furnishings and fixtures.....	40. 00	40. 00	36. 70		
3020 Scientific equipment.....	380. 00	250. 00	384. 86		
3050 Other equipment.....	85. 00	35. 00	47. 75		
30 Total equipment.....	475. 00	325. 00	469. 31		
Reserve.....		500. 00			
Total.....	27, 580. 00	27, 580. 00	28, 256. 11		

Estimates of appropriations required for the service of the fiscal year ending June 30, 1927—Continued

General object (title of appropriation), date of acts, references to Statutes at Large, or to Revised Statutes, and estimated amount required for each detailed object				Total amount to be appropriated under each head of appropriation	Amount appropriated for the fiscal year ending June 30, 1926
General Expenses, Bureau of Chemistry—Continued. For the investigation and development of methods for the prevention of grain-dust, smut-dust, and other plant-dust explosions and resulting fires, including fires in cotton gins and cotton-oil mills, [\$26,555;] (acts June 8, 1902, vol. 32, p. 303; June 30, 1906, vol. 34, pp. 768-770; Feb. 10, 1925, vol. 43, pp. 836-838)				\$20,000.00	
	Estimated expenditures, 1927 appropriation	Estimated expenditures, 1926 appropriation	Expended and obligated, 1925		
Departmental service:					
Salaries—					
Professional and scientific service—					
Grade 4, \$3,800 to \$5,000; average, \$4,400—					
Engineer.....	Average— No. 1 Salary \$3,800	Average— No. 1 Salary \$3,800	Average— No. 1 Salary \$3,800		
Grade 2, \$2,400 to \$3,000; average, \$2,700—					
Assistant engineers.....	4 2,625	5 2,580	5 2,535		
Assistant librarian.....			1 2,400		
Grade 1, \$1,860 to \$2,400; average, \$2,111.42—					
Junior engineer.....	1 1,860	1 1,860	1 1,860		
Subprofessional service—					
Grade 6, \$1,860 to \$2,400; average, \$2,111.42—					
Senior draftsman.....	1 1,920	1 1,920	1 1,883		
Clerical, administrative and fiscal service—					
Grade 8, \$2,700 to \$3,300; average, \$3,000—					
Associate administrative officer.....		1 2,700			
Grade 6, \$2,100 to \$2,700; average, \$2,400—					
Principal clerk.....			1 2,600		
Grade 4, \$1,680 to \$2,040; average, \$1,860—					
Clerk.....	1 1,920	1 1,920	1 1,860		
Total average number of employees.....	6 1/2	8 1/2	7 1/2		
Total salaries, departmental service.....	17,630.00	21,410.00	17,755.17		
The difference between 1927 and 1926 is due to decrease in force, \$3,780.					
Supplies and materials:					
0200 Stationery and office supplies.....	195.00	255.00	255.44		
0220 Scientific supplies.....	75.00	100.00	84.08		
0230 Fuel.....	20.00	25.00	21.11		
0280 Sundry supplies.....	400.00	470.00	442.37		
02 Total supplies and materials.....	690.00	850.00	803.00		
Communication service:					
0500 Telegraph service.....	15.00	35.00	11.01		
0510 Telephone service.....	165.00	290.00	251.99		
0520 Other communication service.....			.10		
05 Total communication service.....	180.00	325.00	263.10		
Travel expenses:					
0615 Transportation.....	595.00	1,400.00	651.21		
0616 Subsistence.....	280.00	495.00	230.45		
06 Total travel expenses.....	875.00	1,895.00	881.66		
07 Transportation of things (service).....	10.00	25.00	21.00		
08 Photographing and making photographs and prints.....	20.00	60.00	36.17		
12 Repairs and alterations.....	50.00	110.00	106.93		
13 Special and miscellaneous current expenses.....	180.00	380.00	379.96		
Equipment:					
3010 Furniture, furnishings and fixtures.....	40.00	100.00	40.16		
3020 Scientific equipment.....	150.00	400.00	414.66		
3060 Other equipment.....	175.00	500.00	1,371.77		
30 Total equipment.....	365.00	1,000.00	1,826.59		
Reserve.....		500.00			
Total.....	20,000.00	26,555.00	22,073.58		

Estimates of appropriations required for the service of the fiscal year ending June 30, 1927—Continued

General object (title of appropriation), date of acts, references to Statutes at Large, or to Revised Statutes, and estimated amount required for each detailed object				Total amount to be appropriated under each head of appropriation	Amount appropriated for the fiscal year ending June 30, 1926
General expenses, Bureau of Chemistry—Continued.					
For the investigation and demonstration of improved methods or processes of preparing naval stores, the weighing, handling, transportation, and uses of same, in cooperation with individuals and companies, including the employment of necessary persons and means in the city of Washington and elsewhere, and to enable the Secretary of Agriculture to carry into effect the provisions of the naval stores act of March 3, 1923 (<i>acts June 3, 1902, vol. 32, p. 303; June 30, 1906, vol. 34, pp. 768-770; Feb. 10, 1925, vol. 43, pp. 836-838</i>)				\$35,000.00	
	Estimated expenditures, 1927 appropriation	Estimated expenditures, 1926 appropriation	Expended and obligated, 1925		
Departmental service:					
Salaries—					
Professional and scientific service—					
Grade 5, \$5,200 to \$6,000; average, \$5,600—	Average— No. 1 Salary \$5,200	Average— No. 1 Salary \$5,200	Average— No. 1 Salary \$5,200		
Senior chemist.....					
Grade 4, \$3,800 to \$5,000; average, \$4,400—					
Chemist.....				1 3,800	
Grade 2, \$2,400 to \$3,000; average, \$2,700—					
Assistant chemists.....	2 2,600	2 2,600	1 2,637		
Assistant librarian.....			1 2,400		
Grade 1, \$1,860 to \$2,400; average, \$2,111.42—					
Junior chemists.....	2 1,860	2 1,860	2 1,845		
Clerical, administrative, and fiscal service—					
Grade 8, \$2,700 to \$3,300; average, \$3,000—					
Associate administrative officer.....		1 2,700			
Grade 6, \$2,100 to \$2,700; average \$2,400—					
Principal clerk.....			1 2,600		
Custodial Service—					
Grade 4, \$1,140 to \$1,500; average, \$1,320—					
Undercustodian.....	1 1,260	1 1,260	1 1,260		
Total average number of employees.....	4 10,759.00	4 10,984.00	3 9,238.17		
Total salaries, departmental service.....					
The difference between 1927 and 1926 is due to decrease in force, \$225.					
Field service:					
Salaries and wages—					
Salary range, \$3,000 to \$3,600; average, \$3,300—					
Associate naval stores classifiers.....	3 3,000	3 3,000	1 3,000		
Salary range, \$2,400 to \$3,000; average, \$2,700—					
Assistant chemist.....	1 2,400	1 2,400			
Salary range, \$1,860 to \$2,400; average, \$2,111.42—					
Naval stores inspectors.....	2 1,860	2 1,860	1 1,860		
Assistant chemist at \$5 per diem.....	1 5	1 5			
Total average number of employees, field service.....	7 15,145.00	7 15,145.00	2 6,157.27		
Total salaries and wages, field service.....					
01 Total personal services.....	25,904.00	26,129.00	15,395.44		
Supplies and materials:					
0200 Stationery and office supplies.....	300.00	275.00	283.32		
0220 Scientific supplies.....	720.00	670.00	686.91		
0230 Fuel.....	15.00	15.00	15.00		
0280 Sundry supplies.....	400.00	350.00	391.87		
0285 Naval stores samples.....	75.00	50.00	56.22		
02 Total supplies and materials.....	1,510.00	1,360.00	1,433.32		
Communication service:					
0500 Telegraph service.....	135.00	95.00	52.66		
0510 Telephone service.....	60.00	50.00	44.06		
0520 Other communication service.....	5.00	5.00	4.56		
Total communication service.....	200.00	150.00	101.28		
Travel expenses:					
0615 Transportation.....	2,600.00	2,600.00	2,090.66		
0616 Subsistence.....	3,200.00	2,900.00	2,625.60		
06 Total travel expenses.....	5,800.00	5,500.00	4,716.26		
07 Transportation of things.....	175.00	175.00	160.69		
Printing and binding:					
0810 Engraving, lithographing, etc.....	175.00	175.00	172.32		
0830 Photographing and making photographs and prints.....	15.00	15.00	8.92		
08 Total printing and binding.....	190.00	190.00	181.24		
12 Repairs and alterations.....	60.00	60.00	223.08		
13 Special and miscellaneous current expenses.....	50.00	50.00	40.37		
Equipment:					
3010 Furniture, furnishings, and fixtures.....	110.00	110.00	246.45		
3020 Scientific equipment.....	925.00	700.00	1,960.06		
3050 Other equipment.....	76.00	76.00	1,016.35		
30 Total equipment.....	1,111.00	886.00	3,222.86		
Reserve.....		500.00			
Total.....	35,000.00	35,000.00	25,474.54		
In all, general expenses.....				\$1,118,132.00	\$1,138,980.00
Total, Bureau of Chemistry, [\$1,502,188] \$1,474,440, of which amount not to exceed [\$628,121] \$608,029 may be expended for personal services in the District of Columbia.....				1,474,440.00	1,502,188.00

Estimates of appropriations required for the service of the fiscal year ending June 30, 1927—Continued

General object (title of appropriation), date of acts, references to Statutes at Large, or to Revised Statutes, and estimated amount required for each detailed object				Total amount to be appropriated under each head of appropriation	Amount appropriated for the fiscal year ending June 30, 1926
BUREAU OF SOILS					
Salaries, Bureau of Soils— For chief of bureau and other personal services in the District of Columbia in accordance with the classification act of 1923 (<i>act Feb. 10, 1925, vol. 43, p. 838</i>) -----				\$88, 260. 00	\$88, 260. 00
	Estimated expenditures, 1927 appropriation	Estimated expenditures, 1926 appropriation	Expended and obligated, 1925		
Departmental service:					
Salaries—					
Professional and scientific service—					
Grade 6, \$6,000 to \$7,600; average, \$6,750—					
Chief of Bureau.....	<i>Average—</i> No. 1 Salary \$6,000	<i>Average—</i> No. 1 Salary \$6,000	<i>Average—</i> No. 1 Salary \$6,000		
Grade 5, \$5,200 to \$6,000; average, \$5,600—					
Chief of Bureau.....			1 5,200		
Grade 2, \$2,400 to \$3,000; average, \$2,700—					
Assistant librarian.....			1 2,400		
Subprofessional service—					
Grade 8, \$2,400 to \$3,000; average, \$2,700—					
Chief draftsmen.....	3 2,400	3 2,400	3 2,400		
Grade 5, \$1,680 to \$2,040; average, \$1,860—					
Draftsmen.....	3 1,740	3 1,740	3 1,740		
Grade 4, \$1,500 to \$1,860; average, \$1,680—					
Assistant mechanic.....	1 1,680	1 1,680	1 1,680		
Assistant laboratory mechanic.....	1 1,500	1 1,500	1 1,500		
Grade 3, \$1,320 to \$1,680; average, \$1,500—					
Junior mechanic.....	1 1,620	1 1,620	1 1,530		
Junior draftsmen.....	7 1,440	7 1,423	6 1,413		
Grade 2, \$1,140 to \$1,500; average, \$1,320—					
Underscientific helpers.....	2 1,200	1 1,200	2 1,200		
Under mechanic.....			1 1,200		
Grade 1, \$900 to \$1,260; average, \$1,080—					
Minor scientific helpers.....	2 1,080	2 1,080	2 1,080		
Clerical, administrative, and fiscal service—					
Grade 9, \$3,000 to \$3,600; average, \$3,300—					
Administrative officer.....	1 3,000	1 3,000	1 3,000		
Grade 7, \$2,400 to \$3,000; average, \$2,700—					
Assistant editor.....	1 2,400	1 2,400	1 2,400		
Assistant administrative officer.....	1 2,400	1 2,400	1 2,400		
Grade 6, \$2,100 to \$2,700; average, \$2,400—					
Principal clerks.....	3 2,167	3 2,167	2 2,167		
Grade 5, \$1,860 to \$2,400; average, \$2,111 42—					
Senior clerk.....	1 2,100	1 2,100	2 2,100		
Grade 4, \$1,680 to \$2,040; average, \$1,860—					
Clerks.....	4 1,770	4 1,770	3 1,815		
Grade 3, \$1,500 to \$1,860; average, \$1,680—					
Assistant clerks.....	9 1,600	8 1,600	8 1,600		
Grade 2, \$1,320 to \$1,680; average, \$1,500—					
Junior clerks.....	3 1,440	3 1,440	3 1,440		
Grade 1, \$1,140 to \$1,500; average, \$1,320—					
Under clerks.....	3 1,440	3 1,440	3 1,440		
Custodial service—					
Grade 3, \$900 to \$1,260; average, \$1,080—					
Minor custodial (messenger).....	1 1,080	1 1,080	1 1,080		
Grade 2, \$780 to \$1,140; average, \$960—					
Office laborers.....	4 900	4 900	4 900		
Grade 1, \$600 to \$780; average, \$690—					
Junior messengers.....	2 720	2 720	2 720		
Reserve.....		850			
01 Total average number of employees.....	53 1/2	53	54 1/2		
Total salaries, departmental service.....	88, 260. 00	88, 260. 00	88, 830. 82		

66010—25†—15

Estimates of appropriations required for the service of the fiscal year ending June 30, 1927—Continued

General object (title of appropriation), date of acts, references to Statutes at Large, or to Revised Statutes, and estimated amount required for each detailed object				Total amount to be appropriated under each head of appropriation	Amount appropriated for the fiscal year ending June 30, 1926
General Expenses, Bureau of Soils— For all necessary expenses connected with the investigations and experiments hereinafter authorized, including the employment of investigators, local and special agents, assistants, experts, clerks, draftsmen, and labor in the city of Washington and elsewhere; official traveling expenses, materials, tools, instruments, apparatus, repairs to apparatus, chemicals, furniture, office fixtures, stationery, gas, electric current, telegraph and telephone service, express and freight charges, rent outside the District of Columbia, and for all other necessary supplies and expenses, as follows (acts June 2, 1902, vol. 32, p. 297; Feb. 10, 1925, vol. 43, pp. 836-838): For chemical investigations of soil types, soil composition, and soil minerals, the soil solution, solubility of soil and all chemical properties of soils in their relation to soil formation, soil texture and soil productivity, including all routine chemical work in connection with the soil survey (same acts) -----				\$25, 640. 00	
	Estimated expenditures, 1927 appropriation	Estimated expenditures, 1926 appropriation	Expended and obligated, 1925		
Departmental service:					
Salaries—					
Professional and scientific service—					
Grade 4, \$3,800 to \$5,000; average, \$4,400—	Average—	Average—	Average—		
Chemist.....	No. 1 Salary \$3,800	No. 1 Salary \$3,800	No. 1 Salary \$3,800		
Grade 3, \$3,000 to \$3,600; average, \$3,300—					
Associate chemists.....	3 3,134	3 3,134	3 3,134		
Associate soil petrographer.....	1 3,300	1 3,300	1 3,300		
Grade 2, \$2,400 to \$3,000; average, \$2,700—					
Assistant chemists.....	4 2,400	4 2,400	3 1/2 2,400		
Total average number of employees.....	8 1/2	8 1/2	8 1/2		
01 Total salaries, departmental service.....	24,452.00	24,452.00	24,487.49		
Supplies and materials:					
0200 Stationery and office supplies.....			1.68		
0220 Scientific and educational supplies.....	675.00	653.00	570.69		
0280 Sundry supplies.....	75.00		1.74		
02 Total supplies and materials.....	750.00	653.00	574.11		
Travel expenses:					
0615 Transportation.....	125.00	125.00	196.95		
0616 Subsistence.....	50.00	50.00	55.90		
06 Total travel expenses.....	175.00	175.00	252.85		
12 Repairs and alterations.....	150.00	150.00	123.21		
Equipment:					
3010 Furniture, furnishings, and fixtures.....			1.18		
3020 Educational, scientific, and recreational equipment.....	113.00	100.00	9.79		
30 Total equipment.....	113.00	100.00	10.97		
Reserve.....		110.00			
Total.....	25,640.00	25,640.00	25,448.63		
For physical investigations of the important properties of soil which determine productivity, such as moisture relations, aerations, heat, conductivity, texture, and other physical investigations of the various soil classes and soil types (same acts) -----				13, 145. 00	
	Estimated expenditures, 1927 appropriation	Estimated expenditures, 1926 appropriation	Expended and obligated, 1925		
Departmental service:					
Salaries—					
Professional and scientific service—					
Grade 4, \$3,800 to \$5,000; average, \$4,400—	Average—	Average—	Average—		
Physicist.....	No. 1 1/2 Salary \$3,800	No. 1 1/2 Salary \$3,800	No. 1 1/2 Salary \$3,800		
Grade 3, \$3,000 to \$3,600; average, \$3,300—					
Associate physicist.....	1 3,300	1 3,300	1 3,300		
Grade 2, \$2,400 to \$3,000; average, \$2,700—					
Assistant physicist.....	1 2,400	1 2,400	1 2,400		
Subprofessional service—					
Grade 6, \$1,860 to \$2,400; average, \$2,111.42—					
Senior mechanic.....	1 2,300	1 2,300	1 2,300		
Grade 4, \$1,500 to \$1,860; average, \$1,680—					
Assistant scientific aid.....	1 1,500	1 1,500	1 1,500		
Total average number of employees.....	4 1/2	4 1/2	4 1/2		
01 Total salaries, departmental service.....	12,534.00	12,850.00	12,824.99		
The difference between 1927 and 1926 is due to transfer between subappropriations (decrease), \$316.					

Estimates of appropriations required for the service of the fiscal year ending June 30, 1927—Continued

General object (title of appropriation), date of acts, references to Statutes at Large, or to Revised Statutes, and estimated amount required for each detailed object				Total amount to be appropriated under each head of appropriation	Amount appropriated for the fiscal year ending June 30, 1926
<i>General Expenses, Bureau of Soils—Continued.</i>					
	Estimated expenditures, 1927 appropriation	Estimated expenditures, 1926 appropriation	Expended and obligated, 1925		
Supplies and materials:					
0220 Scientific and educational supplies.....	\$325. 00	\$100. 00	\$90. 06		
0280 Sundry supplies.....	35. 00	20. 00	25. 31		
02 Total supplies and materials.....	360. 00	120. 00	115. 37		
12 Repairs and alterations.....	35. 00	20. 00	13. 70		
Equipment:					
3010 Furniture, furnishings, and fixtures.....			18. 01		
3020 Educational, scientific, and recreational equipment.....	216. 00	55. 00	2. 45		
30 Total equipment.....	216. 00	55. 00	20. 46		
Reserve.....		100. 00			
Total.....	13, 145. 00	13, 145. 00	12, 974. 52		
For investigations within the United States of fertilizers and other soil amendments and their suitability for agricultural use, [\$63,595] (acts June 2, 1902, vol. 32, p. 297; Feb. 10, 1925, vol. 43, pp. 836-838) -				\$63, 215. 00	
	Estimated expenditures, 1927 appropriation	Estimated expenditures, 1926 appropriation	Expended and obligated, 1925		
Departmental service:					
Salaries—					
Professional and scientific service—					
Grade 4, \$3,800 to \$5,000; average, \$4,400—	Average—	Average—	Average—		
Chemists.....	No. 2 Salary \$3,800	No. 2 Salary \$3,800	No. 2 Salary \$3,800		
Physicist.....	1 3,800	1 3,800	1 3,800		
Grade 3, \$3,000 to \$3,600; average, \$3,300—					
Associate chemists.....	4 3,125	4 3,125	4 3,125		
Associate mechanical engineer.....	1 3,000	1 3,000	1 3,000		
Grade 2, \$2,400 to \$3,000; average \$2,700—					
Assistant chemists.....	7 2,457	7 2,457	7 2,450		
Grade 1, \$1,860 to \$2,400; average \$2,111.42—					
Junior chemist.....	1 1,860	1 1,860	1 1,860		
Subprofessional service—					
Grade 6, \$1,860 to \$2,400; average \$2,111.42—					
Senior mechanics.....	2 2,300	2 2,300	2 2,300		
Clerical, administrative, and fiscal service—					
Grade 9, \$3,000 to \$3,600; average \$3,300—					
Administrative officer.....	1 3,000	1 3,000	1 3,000		
Grade 2, \$1,320 to \$1,680; average, \$1,500—					
Junior clerk.....			1 1,440		
Custodial service—					
Grade 4, \$1,140 to \$1,500; average, \$1,320—					
Undermechanic.....	1 1,320	1 1,320	1 1,320		
Grade 2, \$780 to \$1,140; average, \$1,020—					
Office laborer.....	1 1,020	1 1,020	1 1,020		
01 Total average number of employees.....	19 1/2	18 1/2	19 1/2		
Total salaries, departmental service.....	51, 220. 00	50, 570. 00	50, 622. 63		
The difference between 1927 and 1926 is due to transfer between subappropriations and small increase estimated for custodial service (increase) \$650.					
Supplies and materials:					
0220 Scientific and educational supplies.....	2, 600. 00	2, 100. 00	2, 152. 36		
0280 Sundry supplies.....	750. 00	450. 00	433. 36		
02 Total supplies and materials.....	3, 350. 00	2, 550. 00	2, 585. 72		
05 Telephone service.....	165. 00	165. 00	163. 80		
Travel expenses:					
0615 Transportation.....	700. 00	700. 00	952. 61		
0616 Subsistence.....	350. 00	350. 00	359. 05		
06 Total travel expenses.....	1, 050. 00	1, 050. 00	1, 311. 66		
07 Transportation of things (service).....	100. 00	100. 00	80. 96		
10 Furnishing of heat, light, and power.....	2, 500. 00	2, 500. 00	2, 185. 56		
12 Repairs and alterations.....	250. 00	200. 00	181. 83		
13 Special and miscellaneous current expenses.....	600. 00	600. 00	680. 11		
Equipment:					
3010 Furniture, furnishings, and fixtures.....	80. 00	80. 00	169. 12		
3020 Educational, scientific, and recreational equipment.....	3, 750. 00	4, 130. 00	4, 486. 94		
3050 Other equipment.....	150. 00	150. 00	99. 23		
30 Total equipment.....	3, 980. 00	4, 360. 00	4, 755. 29		
Reserve.....		1, 500. 00			
Total.....	63, 215. 00	63, 595. 00	62, 577. 56		

Estimates of appropriations required for the service of the fiscal year ending June 30, 1927—Continued

General object (title of appropriation), date of acts, references to Statutes at Large, or to Revised Statutes, and estimated amount required for each detailed object				Total amount to be appropriated under each head of appropriation	Amount appropriated for the fiscal year ending June 30, 1926
General Expenses, Bureau of Soils—Continued.					
For the investigation of soils, in cooperation with other branches of the Department of Agriculture, other departments of the Government, State agricultural experiment stations, and other State institutions, and for indicating upon maps and plats, by coloring or otherwise, the results of such investigations, [\$193,710] (acts June 2, 1902, vol. 32, p. 297; Feb. 10, 1925, vol. 43, pp. 836-838) -----				\$186, 242. 00	
	Estimated expenditures, 1927 appropriation	Estimated expenditures, 1926 appropriation	Expended and obligated, 1925		
Departmental service:					
Professional and scientific service—	<i>Average—</i>	<i>Average—</i>	<i>Average—</i>		
Grade 5, \$5,200 to \$6,000; average \$5,600—	<i>No. Salary</i>	<i>No. Salary</i>	<i>No. Salary</i>		
Senior soil scientist.....	1 \$5,200	1 \$5,200	1 \$5,200		
Grade 4, \$3,800 to \$5,000; average \$4,400—					
Soil scientist.....	1 3,800	1 3,800	1 3,800		
Grade 3, \$3,000 to \$3,600; average \$3,300—					
Associate soil technologists.....	6 3,250	6 3,250	6 3,250		
Associate soil petrographer.....	1 3,300	1 3,300	1 3,300		
Grade 2, \$2,400 to \$3,000; average \$2,700—					
Assistant soil surveyors.....	27 2,433	27 2,433	24 2,426		
Assistant chemist.....	1 2,400	1 2,400	1 2,400		
Grade 1, \$1,860 to \$2,400; average \$2,111.42—					
Junior soil surveyors.....	13 1,867	14 1,867	11 1,860		
Clerical, administrative, and fiscal service—					
Grade 5, \$1,860 to \$2,400; average \$2,111.42—					
Senior photographer.....	1 1,860	1 1,860	1 1,860		
Total average number of employees.....	51 1/2	52 1/2	47		
Total salaries, departmental service.....	125,814.00	127,660.00	116,087.72		
The difference between 1927 and 1926 is due to decrease in force, \$1,846.					
Supplies and materials:					
0200 Stationery and office supplies.....	800.00	800.00	825.39		
0220 Scientific and educational supplies.....	650.00	650.00	652.21		
02 Total supplies and materials.....	1,450.00	1,450.00	1,477.60		
Travel expenses:					
0615 Transportation.....	23,128.00	23,580.00	22,167.96		
0616 Subsistence.....	31,100.00	31,270.00	29,093.31		
06 Total travel expenses.....	54,228.00	54,850.00	51,261.27		
08 Photographing and photographs and prints.....	100.00	100.00	6.48		
12 Repairs and alterations.....	850.00	850.00	950.93		
Equipment:					
3010 Furniture, furnishings, and fixtures.....	500.00	500.00	542.21		
3020 Educational, scientific, and recreational equipment.....	900.00	900.00	975.59		
3050 Other equipment.....	2,400.00	2,400.00	2,780.44		
30 Total equipment.....	3,800.00	3,800.00	4,298.24		
Reserve.....	5,000.00	5,000.00	174,082.24		
Total.....	186,242.00	193,710.00	174,082.24		
For examination of soils to aid in the classification of agricultural lands, in cooperation with other bureaus of the department and other departments of the Government (same acts) -----				15, 510. 00	
	Estimated expenditures, 1927 appropriation	Estimated expenditures, 1926 appropriation	Expended and obligated, 1925		
Departmental service:					
Salaries—					
Professional and scientific service—	<i>Average—</i>	<i>Average—</i>	<i>Average—</i>		
Grade 2, \$2,400 to \$3,000; average, \$2,700—	<i>No. Salary</i>	<i>No. Salary</i>	<i>No. Salary</i>		
Assistant physicist.....	1 \$2,400	1 \$2,400	1 \$2,400		
Assistant soil surveyor.....	1 2,600	1 2,600	1 2,600		
Grade 1, \$1,860 to \$2,400; average, \$2,111.42—					
Junior soil surveyor.....	1 1,860	1 1,860	1 1,860		
Subprofessional service—					
Grade 3, \$1,320 to \$1,680; average \$1,500—					
Junior draftsman.....	1 1,440	1 1,440	1 1,440		
Clerical, administrative, and fiscal service—					
Grade 7, \$2,400 to \$3,000; average, \$2,700—					
Assistant administrative officer.....	1 2,700	1 2,700	1 2,700		
Total average number of employees.....	5	5	4 1/2		
Total salaries, departmental service.....	11,000.00	11,000.00	10,928.17		
Travel expenses:					
0615 Transportation.....	1,500.00	1,400.00	1,478.37		
0616 Subsistence.....	3,010.00	2,860.00	2,933.54		
06 Total travel expenses.....	4,510.00	4,260.00	4,411.91		
Reserve.....	250.00	250.00	15,340.08		
Total.....	15,510.00	15,510.00	15,340.08		

Estimates of appropriations required for the service of the fiscal year ending June 30, 1927—Continued

General object (title of appropriation), date of acts, references to Statutes at Large, or to Revised Statutes, and estimated amount required for each detailed object				Total amount to be appropriated under each head of appropriation	Amount appropriated for the fiscal year ending June 30, 1926
General Expenses, Bureau of Soils—Continued. For general administrative expenses connected with the above-mentioned lines of investigations, [\$4,000] (acts June 2, 1902, vol. 32, p. 297; Feb. 10, 1925, vol. 43, pp. 836-838)-----				\$3,500.00	
	Estimated expenditures, 1927 appropriation	Estimated expenditures, 1926 appropriation	Expended and obligated, 1925		
Supplies and materials:					
0200 Stationery and office supplies-----	\$700.00	\$1,115.00	\$1,084.71		
0280 Sundry supplies-----	50.00		2.97		
02 Total supplies and materials-----	750.00	1,115.00	1,087.68		
Communication service:					
0500 Telegraph service-----	100.00	100.00	69.66		
0510 Telephone service-----	235.00	235.00	211.02		
0520 Other communication service-----	100.00	100.00	50.06		
05 Total communication service-----	435.00	435.00	330.74		
Travel expenses:					
0615 Transportation-----	35.00	35.00	17.64		
0616 Subsistence-----	15.00	15.00			
06 Total travel expenses-----	50.00	50.00	17.64		
07 Transportation of things-----	1,400.00	1,400.00	1,653.30		
12 Repairs and alterations-----	365.00	400.00	344.06		
30 Furniture, furnishings, and fixtures-----	500.00	500.00	187.88		
Reserve-----		100.00			
Total-----	3,500.00	4,000.00	3,621.30		
In all, general expenses-----				\$307,252.00	\$315,600.00
Total, Bureau of Soils, [\$403,860] \$395,512, of which amount not to exceed [\$329,710] \$311,742 may be expended for personal services in the District of Columbia-----				395,512.00	403,860.00
BUREAU OF ENTOMOLOGY					
Salaries, Bureau of Entomology— For chief of bureau and other personal services in the District of Columbia in accordance with the classification act of 1923 and for personal services in the field (act Feb. 10, 1925, vol. 43, p. 838)-----				136,438.00	137,818.00
	Estimated expenditures, 1927 appropriation	Estimated expenditures, 1926 appropriation	Expended and obligated, 1925		
Departmental service:					
Salaries—					
Professional and scientific service—	Average—	Average—	Average—		
Grade 6, \$6,000 to \$7,000; average, \$6,750—	No. 1 Salary \$6,500	No. 1 Salary \$6,500	No. 1 Salary \$6,188		
Chief of bureau-----	1	1	1		
Grade 3, \$3,000 to \$3,600; average, \$3,300—	1 3,000	1 3,000	☆ 3,000		
Associate librarian-----					
Grade 1, \$1,860 to \$2,400; average \$2,111.42—	1 1,920	1 1,920	☆ 1,890		
Junior librarian-----					
Subprofessional service—					
Grade 7, \$2,100 to \$2,700; average \$2,400—					
Principal scientific illustrator-----	1 2,100	1 2,100	1 1,930		
Grade 6, \$1,860 to \$2,400; average \$2,111.42—					
Senior scientific illustrator-----	1 1,860	1 1,860	1 1,860		
Grade 5, \$1,680 to \$2,040; average \$1,860—					
Scientific illustrators-----	2 1,680	2 1,680	2 1,680		
Grade 4, \$1,500 to \$1,680; average \$1,580—					
Assistant scientific illustrator-----	1 1,500	1 1,500	1 1,500		
Grade 3, \$1,320 to \$1,680; average \$1,500—					
Junior scientific aids-----	2 1,380	2 1,380	2 1,330		
Grade 2, \$1,140 to \$1,500; average \$1,320—					
Underscientific helpers-----	4 1,290	4 1,290	3½ 1,236		
Clerical, administrative, and fiscal service—					
Grade 8, \$2,700 to \$3,300; average \$3,000—					
Administrative assistant-----			☆ 2,950		
Grade 6, \$2,100 to \$2,700; average \$2,400—					
Principal clerks-----	2 2,500	2 2,500	2½ 2,500		
Grade 5, \$1,860 to \$2,400; average, \$2,111.42—					
Senior clerk stenographers-----	4 2,035	4 2,035	4 2,001		
Senior clerk-----	1 2,200	1 2,200	1 2,138		
Grade 4, \$1,680 to \$2,040; average, \$1,860—					
Clerk-stenographers-----	3 1,920	3 1,920	3 1,920		
Clerks-----	4 1,995	4 1,995	4½ 2,020		
Grade 3, \$1,500 to \$1,680; average, \$1,580—					
Assistant clerk-stenographers-----	7 1,680	8 1,680	10½ 1,680		
Assistant clerks-----	6 1,800	5 1,824	4 1,815		
Grade 2, \$1,320 to \$1,680; average \$1,500—					
Junior clerk-stenographers-----	4 1,470	4 1,470	3½ 1,491		
Junior clerk-typists-----	2 1,560	2 1,560	2 1,560		
Junior clerks-----	3 1,520	3 1,520	4 1,560		
Grade 1, \$1,140 to \$1,500; average, \$1,320—					
Underclerk-typists-----	2 1,440	2 1,440	2 1,440		

Estimates of appropriations required for the service of the fiscal year ending June 30, 1927—Continued

General object (title of appropriation), date of acts, references to Statutes at Large, or to Revised Statutes, and estimated amount required for each detailed object				Total amount to be appropriated under each head of appropriation	Amount appropriated for the fiscal year ending June 30, 1926
Salaries, Bureau of Entomology—Continued.					
	Estimated expenditures, 1927 appropriation	Estimated expenditures, 1926 appropriation	Expended and obligated, 1925		
Departmental service—Continued.					
Salaries—Continued.					
Custodial service—					
Grade 4, \$1,140 to \$1,500; average, \$1,320—	<i>Average—</i>	<i>Average—</i>	<i>Average—</i>		
Head messenger	No. Salary	No. Salary	No. Salary		
Grade 3, \$1,020 to \$1,260; average, \$1,140—	1 \$1,320	1 \$1,320	1 \$1,320		
Senior laborer	1 1,140	1 1,140	1 1,103		
Messenger	1 1,080	1 1,080	1 1,043		
Grade 2, \$900 to \$1,140; average, \$1,020—	3 960	3 960	2½ 903		
Junior laborers			¾ 374		
Junior laborer (part time)					
Grade 1, \$600 to \$780; average, \$690—	2 690	4½ 686	5½ 662		
Junior messengers					
Total average number of employees field service	60	62½	66½		
Total salaries, departmental service	104,260.00	105,460.00	110,536.73		
The difference between 1927 and 1926 is due to decrease in force, \$1,200.					
Field service:					
Salaries and wages—					
Salary range, \$1,680 to \$2,040; average, \$1,860—					
Photographer	1 1,800	1 1,800	1 1,703		
Clerks	7 1,808	7 1,808	7 1,725		
Salary range, \$1,500 to \$1,860; average, \$1,680—					
Assistant clerks	6 1,610	6 1,610	6 1,590		
Salary range, \$1,320 to \$1,680; average, \$1,500—					
Junior clerks	4 1,500	4 1,500	3½ 1,512		
Junior scientific aid	1 1,320	1 1,320	1 1,320		
Salary range, \$1,020 to \$1,260; average, \$1,140—					
Messenger	½ 1,140	½ 1,140	½ 1,140		
Total average number of employees, field service	19½	19½	19½		
Total salaries and wages, field service	32,178.00	32,358.00	31,600.17		
The difference between 1927 and 1926 is due to decrease in force, \$180.					
01 Total personal services	136,438.00	137,818.00	142,145.90		
General Expenses, Bureau of Entomology—					
For the promotion of economic entomology; for investigating the history and the habits of insects injurious and beneficial to agriculture, horticulture, arboriculture, and the study of insects affecting the health of man and domestic animals, and ascertaining the best means of destroying those found to be injurious; for collating, digesting, reporting, and illustrating the results of such investigations; for salaries and the employment of labor in the city of Washington and elsewhere, rent outside of the District of Columbia, freight, express charges, official traveling expenses, office fixtures, supplies, apparatus, telegraph and telephone service, gas, and electric current, in connection with the following investigations (<i>acts June 16, 1880, vol. 21, p. 259; June 3, 1902, vol. 32, p. 298; Mar. 3, 1905, vol. 33, pp. 1269, 1270, secs. 1-3; June 30, 1906, vol. 34, p. 688; Feb. 10, 1925, vol. 43, p. 839</i>):					
For investigations of insects affecting deciduous fruits, orchards, vineyards, and nuts (<i>same acts</i>)				\$107,200.00	
	Estimated expenditures, 1927 appropriation	Estimated expenditures, 1926 appropriation	Expended and obligated, 1925		
Departmental service:					
Salaries—					
Professional and scientific service—					
Grade 5, \$5,200 to \$6,000; average, \$5,600—	<i>Average—</i>	<i>Average—</i>	<i>Average—</i>		
Senior entomologist	No. Salary	No. Salary	No. Salary		
Grade 4, \$3,800 to \$5,000; average, \$4,440—	1 \$6,000	1 \$6,000	1 \$5,275		
Entomologists	2½ 4,356	3½ 4,184	3½ 3,819		
Grade 3, \$3,000 to \$3,600; average, \$3,300—	1 3,000	1 3,000	1 3,300		
Associate entomologists					
Grade 2, \$2,400 to \$3,000; average, \$2,700—			2½ 2,616		
Assistant entomologists					
Grade 1, \$1,860 to \$2,400; average, \$2,111.42—	1 1,860	1 1,860	½ 1,820		
Junior entomologist					
Subprofessional service—					
Grade 4, \$1,500 to \$1,860; average, \$1,680—					
Assistant scientific illustrator	1 1,740	1 1,450	½ 1,710		
Clerical, administrative, and fiscal service—					
Grade 11, \$3,800 to \$5,000; average, \$4,460—					
Assistant chief administrative officer			½ 4,600		
Grade 6, \$2,100 to \$2,700; average, \$2,400—					
Principal clerk	1 2,300	1 2,300	1 2,300		
Total average number of employees	7½	8½	9½		
Total salaries, departmental service	24,700.00	23,210.00	32,615.33		
The difference between 1927 and 1926 is due to decrease in force, \$3,510.					

Estimates of appropriations required for the service of the fiscal year ending June 30, 1927—Continued

General object (title of appropriation), date of acts, references to Statutes at Large, or to Revised Statutes, and estimated amount required for each detailed object				Total amount to be appropriated under each head of appropriation	Amount appropriated for the fiscal year ending June 30, 1926
<i>General Expenses, Bureau of Entomology—Continued.</i>					
	Estimated expenditures, 1927 appropriation	Estimated expenditures, 1926 appropriation	Expended and obligated, 1925		
Field service:					
Salaries and wages—	<i>Average—</i>	<i>Average—</i>	<i>Average—</i>		
Salary range, \$3,800 to \$5,000; average, \$4,400—	No. Salary	No. Salary	No. Salary		
Entomologists.....	4 3,900	3 3,933	4 4,000		
Salary range, \$3,000 to \$3,600; average, \$3,300—					
Associate entomologists.....	9 3,300	9 3,300	10 3,036		
Salary range, \$2,400 to \$3,000; average, \$2,700—					
Assistant entomologists.....	4 2,475	4 2,475	1½ 2,400		
Salary range, \$1,860 to \$2,400; average, \$2,111.42—					
Junior entomologists.....	6 1,870	5 1,872	2½ 2,443		
Total average number of regular employees.....	23	21	14½		
Total salaries and wages, regular employees.....	66,420.00	60,760.00	38,884.17		
The difference between 1927 and 1926 is due to increase in force, \$5,660.					
Temporary employees at salaries ranging from \$1 to \$1,500 per annum.....	8	8	7½		
Total salaries and wages, temporary employees.....	3,000.00	3,000.00	3,043.04		
Total number of employees, field service.....	31	29	22½		
Total salaries and wages, field service.....	69,420.00	63,760.00	42,927.21		
01 Total personal services.....	94,120.00	93,270.00	75,542.54		
Supplies and materials:					
0200 Stationery and office supplies.....	500.00	500.00	541.76		
0220 Scientific and educational supplies.....	500.00	500.00	1,367.75		
0230 Fuel.....	1,000.00	1,000.00	754.31		
0280 Sundry supplies.....	500.00	500.00	425.63		
0290 Materials.....	100.00	100.00	20.13		
02 Total supplies and materials.....	2,600.00	2,600.00	3,109.58		
Communication service:					
0500 Telegraph service.....	100.00	100.00	37.71		
0510 Telephone service.....	500.00	500.00	547.80		
0520 Other communication service.....	100.00	100.00	27.05		
05 Total communication service.....	700.00	700.00	612.56		
Travel expenses:					
0615 Transportation.....	3,200.00	3,100.00	3,077.89		
0616 Subsistence.....	1,900.00	1,800.00	1,831.62		
06 Total travel expenses.....	5,100.00	4,900.00	4,909.51		
07 Transportation of things.....	250.00	250.00	248.03		
08 Photographing and photographic prints.....	50.00	50.00	2.35		
10 Furnishing of heat, light, power, and electricity.....	200.00	200.00	248.42		
Rents:					
1100 Rent of buildings and structures.....	2,700.00	2,700.00	2,725.00		
1110 Other rents.....	100.00	100.00	52.75		
11 Total rents.....	2,800.00	2,800.00	2,777.75		
12 Repairs and alterations.....	1,000.00	1,000.00	959.10		
13 Special and miscellaneous current expenses.....	30.00	30.00	16.00		
Equipment:					
3010 Furniture, furnishings, and fixtures.....	500.00	300.00	299.32		
3020 Educational, scientific, and recreational equipment.....	500.00	200.00	242.35		
3050 Other equipment.....	250.00	50.00	4.82		
30 Total equipment.....	1,250.00	550.00	546.49		
Reserve.....		2,150.00			
Total.....	107,200.00	107,200.00	88,970.33		

Estimates of appropriations required for the service of the fiscal year ending June 30, 1927—Continued

General object (title of appropriation), date of acts, references to Statutes at Large, or to Revised Statutes, and estimated amount required for each detailed object	Total amount to be appropriated under each head of appropriation		Amount appropriated for the fiscal year ending June 30, 1926
General Expenses, Bureau of Entomology—Continued.			
For investigations of insects affecting cereal and forage crops, including a special investigation of the Hessian fly, grasshopper, alfalfa weevil, and the chinch bug, [\$197,700] (acts June 16, 1880, vol. 21, p. 259; June 3, 1902, vol. 32, p. 298; Mar. 3, 1905, vol. 33, pp. 1289, 1270, secs. 1-3; June 30, 1906, vol. 34, p. 688; Feb. 10, 1925, vol. 43, p. 859) -	\$200, 835. 00		
	Estimated expenditures, 1927 appropriation	Estimated expenditures, 1926 appropriation	Expended and obligated, 1925
Departmental service:			
Salaries—			
Professional and scientific service—			
Grade 5, \$5,200 to \$6,000; average, \$5,600—	Average— No. Salary	Average— No. Salary	Average— No. Salary
Senior entomologist.....	1 \$5,200	1 \$5,200	1 \$5,200
Grade 4, \$3,800 to \$5,000; average, \$4,400—	1 4,400	1 4,400	1 4,400
Entomologist.....	2 3,400	2 3,400	2 3,000
Grade 3, \$3,000 to \$3,600; average, \$3,300—			
Associate entomologists.....			
Subprofessional service—			
Grade 2, \$1,140 to \$1,500; average, \$1,320—	1 1,380	1 1,380	1 1,343
Under scientific helper.....			
Clerical, administrative, and fiscal service—			
Grade 3, \$1,500 to \$1,860; average, \$1,680—			1 1,500
Junior clerk.....			
Total average number of employees.....	4 1/2	4 1/2	4 1/2
Total salaries, departmental service.....	13, 847	13, 847	13, 680
Field service:			
Salaries and wages—			
Salary range, \$3,000 to \$3,600; average, \$3,300—			
Associate entomologists.....	15 3,266	14 3,285	11 3,060
Salary range, \$2,400 to \$3,000; average, \$2,700—			
Assistant entomologists.....	13 2,669	13 2,669	15 1/2 2,551
Salary range, \$1,860 to \$2,400; average, \$2,111.42—			
Junior entomologists.....	12 2,032	12 2,032	11 1/2 1,956
Senior clerk.....	1 2,100	1 2,100	1 2,100
Salary range, \$1,680 to \$2,040; average, \$1,860—			
Scientific aid.....	1 1,800	1 1,800	
Senior mechanic.....	1 1,920	1 1,920	1 1,762
Salary range, \$1,500 to \$1,860; average, \$1,680—			
Assistant clerks.....	2 1,680	2 1,680	10 1/2 1,642
Assistant scientific aid.....			1 1,560
Salary range, \$1,320 to \$1,680; average, \$1,500—			
Junior clerk-stenographers.....	3 1,380	3 1,380	3 1,348
Minor custodians.....	2 1,470	2 1,470	2 1,440
Salary range, \$1,140 to \$1,500; average, \$1,320—			
Under-scientific helper.....	1 1,200	1 1,200	1 1,190
Salary range, \$1,020 to \$1,260; average, \$1,140—			
Minor custodian.....	1 1,200	1 1,200	1 1,140
Office laborer.....	1 1,200	1 1,200	1 1,140
Salary range, \$900 to \$1,140; average, \$1,020—			
Unskilled laborer.....	1 1,020	1 1,020	1 960
Office laborers.....	2 900	2 900	1 900
Total number of regular employees.....	56	55	53 1/2
Total salaries and wages of regular employees.....	130,760.00	127,760.00	117,215.00
Temporary employees at salaries ranging from \$1 to \$1,800 per year.....	9	9	18
Total salaries and wages of temporary employees.....	3,280.00	3,280.00	7,706.21
Total number of employees, field service.....	65	64	71 1/2
Total salaries and wages, field service.....	134,040.00	131,040.00	124,921.21
The difference between 1927 and 1926 is due to increase in force, \$3,000.			
01 Total personal services.....	147,887.00	144,887.00	138,601.21
Supplies and materials:			
0200 Stationery and office supplies.....	1,200.00	1,200.00	1,425.39
0220 Scientific and educational supplies.....	2,100.00	2,200.00	1,799.42
0230 Fuel.....	3,000.00	3,000.00	2,812.91
0280 Sundry supplies.....	1,600.00	1,500.00	1,282.93
0290 Materials.....	1,050.00	1,096.00	383.21
02 Total supplies and materials.....	8,950.00	8,996.00	7,703.86
Communication service:			
0500 Telegraph service.....	115.00	115.00	114.24
0510 Telephone service.....	1,200.00	1,200.00	1,095.35
0520 Other communication service.....	100.00	100.00	109.72
05 Total communication service.....	1,415.00	1,415.00	1,319.31
Travel expenses:			
0615 Transportation.....	13,506.00	10,000.00	10,045.04
0616 Subsistence.....	10,375.00	9,050.00	8,805.34
06 Total travel expenses.....	23,883.00	19,050.00	18,850.38
07 Transportation of things.....	1,000.00	1,000.00	954.88
08 Photographing and photographic prints.....	25.00	25.00	18.76
10 Furnishing of heat, light, power, and electricity.....	800.00	800.00	773.24

Estimates of appropriations required for the service of the fiscal year ending June 30, 1927—Continued

General object (title of appropriation), date of acts, references to Statutes at Large, or to Revised Statutes, and estimated amount required for each detailed object	Total amount to be appropriated under each head of appropriation	Amount appropriated for the fiscal year ending June 30, 1926
--	--	--

General Expenses, Bureau of Entomology—Continued.

	Estimated expenditures, 1927 appropriation	Estimated expenditures, 1926 appropriation	Expended and obligated, 1925
Rents:			
1100 Rent of buildings and structures.....	\$8,000.00	\$8,000.00	\$7,467.25
1110 Other rents.....	800.00	800.00	790.95
11 Total rents.....	8,800.00	8,800.00	8,258.20
12 Repairs and alterations.....	2,900.00	3,000.00	2,892.29
13 Special and miscellaneous current expenses.....	75.00	75.00	66.15
Equipment:			
3010 Furniture, furnishings, and fixtures.....	1,200.00	1,300.00	1,701.51
3020 Educational, scientific, and recreational equipment.....	900.00	900.00	867.10
3050 Other equipment.....	3,000.00	3,500.00	3,619.47
30 Total equipment.....	5,100.00	5,700.00	6,188.08
Reserve.....		3,950.00	
Total.....	200,835.00	197,700.00	185,628.36

For investigations of insects affecting southern field crops, including insects affecting cotton, tobacco, rice, sugar cane, and so forth, and the cigarette beetle and Argentine ant, [**\$255,440**] (*acts June 16, 1880, vol. 21, p. 259; June 3, 1902, vol. 32, p. 298; Mar. 3, 1905, vol. 33, pp. 1269, 1270, secs. 1-3; June 30, 1906, vol. 34, p. 688; Feb. 10, 1925, vol. 43, p. 839*).....

\$235,000.00

	Estimated expenditures, 1927 appropriation	Estimated expenditures, 1926 appropriation	Expended and obligated, 1925
Departmental service:			
Salaries—			
Professional and scientific service—	<i>Average—</i>	<i>Average—</i>	<i>Average—</i>
Grade 5, \$5,200 to \$6,000; average, \$5,600—	No. Salary	No. Salary	No. Salary
Senior entomologist.....	1 \$5,400	1 \$5,400	1 \$5,200
Grade 4, \$3,800 to \$5,000; average, \$4,400—			
Entomologist.....	1 4,000	1 4,000	
Grade 3, \$3,000 to \$3,600; average, \$3,300—			
Associate entomologists.....	2 3,350	2 3,350	2 3,319
Grade 1, \$1,860 to \$2,400; average, \$2,111.42—			
Junior entomologist.....			1 1,860
Subprofessional service—			
Grade 8, \$2,400 to \$3,000; average, \$2,700—			
Chief scientific illustrator.....	1 2,400	1 2,400	1 2,400
Grade 6, \$1,860 to \$2,400; average, \$2,111.42—			
Senior scientific aid.....		1 2,100	1 2,100
Grade 5, \$1,680 to \$2,040; average, \$1,860—			
Library assistant.....		1 1,680	1 1,680
Grade 3, \$1,320 to \$1,680; average, \$1,500—			
Under library assistant.....			1 1,440
Grade 2, \$1,140 to \$1,500; average, \$1,320—			
Under scientific helper.....	1 1,200	1 1,200	1 1,163
Clerical, administrative, and fiscal service—			
Grade 5, \$1,860 to \$2,400; average, \$2,111.42—			
Senior clerk.....	1 2,200	1 2,200	1 2,138
Grade 4, \$1,680 to \$2,040; average, \$1,860—			
Clerks.....	2 2,040	2 2,040	1 1,977
Telegrapher.....			1 1,680
Total average number of employees.....	8 1/2	10 1/2	10 1/2
Total salaries, departmental service.....	23,646.00	27,428.00	25,529.50
The difference between 1927 and 1926 is due to decrease in force, \$3,780.			
Field service:			
Salaries and wages—			
Salary range, \$3,800 to \$5,000; average, \$4,400—			
Entomologists.....	1 4,400	2 4,200	2 4,038
Salary range, \$3,000 to \$3,600; average, \$3,300—			
Associate entomologists.....	5 3,302	5 3,302	4 3,180
Associate engineer.....			1 3,000
Associate chemist.....	1 3,600	1 3,600	1 3,450
Salary range, \$2,400 to \$3,000; average, \$2,700—			
Assistant entomologists.....	13 2,585	13 2,585	7 2,568
Assistant chemist.....	1 2,400	1 2,400	
Assistant microscopist.....	1 2,400	1 2,400	1 2,104
Salary range, \$2,100 to \$2,700; average, \$2,400—			
Principal scientific aid.....	1 2,400	1 2,400	1 2,150
Salary range, \$1,860 to \$2,400; average, \$2,111.42—			
Junior entomologists.....	10 2,126	10 2,126	10 2,040
Machinists.....	4 2,170	4 2,170	4 2,150
Senior scientific aid.....	1 2,100		
Senior clerk.....	1 2,200	1 2,200	1 2,100
Assistant clerk-stenographer.....			1 2,040
Assistant clerks.....	2 2,040	2 2,040	1 1,930

Estimates of appropriations required for the service of the fiscal year ending June 30, 1927—Continued

General object (title of appropriation), date of acts, references to Statutes at Large, or to Revised Statutes, and estimated amount required for each detailed object				Total amount to be appropriated under each head of appropriation	Amount appropriated for the fiscal year ending June 30, 1926
<i>General Expenses, Bureau of Entomology—Continued.</i>					
	Estimated expenditures, 1927 appropriation	Estimated expenditures, 1926 appropriation	Expended and obligated, 1925		
Field service—Continued					
Salaries and wages—Continued					
Salary range, \$1,500 to \$1,860; average, \$1,680—	Average— No. 1 Salary \$1,500	Average— No. 1 Salary \$1,500	Average— No. 1 Salary \$1,500		
Assistant clerk.....	1 900	1 900	1 900		
Salary range, \$900 to \$1,140; average, \$1,020—					
Unskilled laborer.....	1 900	1 900	1 900		
Total average number of regular employees.....	43	43	35 $\frac{1}{2}$		
Total salaries and wages of regular employees.....	103,990.00	105,890.00	85,773.93		
Temporary employees, at salaries ranging from \$1 to \$1,920 per year.....	60	80	79		
Total salaries and wages, temporary employees.....	28,620.00	38,160.00	37,748.95		
Total number of employees, field service.....	103	123	114 $\frac{1}{2}$		
Total salaries and wages, field service.....	132,610.00	144,050.00	123,522.88		
The difference between 1927 and 1926 is due to decrease in force, \$11,440.					
01 Total personal services.....	156,256.00	171,476.00	149,052.38		
Supplies and materials:					
0200 Stationery and office supplies.....	4,190.00	4,290.00	3,914.46		
0220 Scientific and educational supplies.....	10,086.00	10,760.00	10,583.45		
0230 Fuel.....	8,700.00	8,810.00	8,437.99		
0280 Sundry supplies.....	4,900.00	5,000.00	4,508.80		
0290 Materials.....	2,500.00	2,600.00	2,229.91		
02 Total supplies and materials.....	30,376.00	31,460.00	29,764.61		
Communication service:					
0500 Telegraph service.....	500.00	650.00	278.09		
0510 Telephone service.....	990.00	1,050.00	664.89		
0520 Other communication service.....	80.00	80.00	8.76		
05 Total communication service.....	1,620.00	1,780.00	951.54		
Travel expenses:					
0615 Transportation.....	12,850.00	12,510.00	15,330.54		
0616 Subsistence.....	5,790.00	5,300.00	6,610.00		
06 Total travel expenses.....	18,640.00	17,810.00	21,940.54		
07 Transportation of things.....	3,200.00	3,290.00	2,919.22		
08 Photographs and photographic prints.....	150.00	200.00			
10 Furnishing of heat, light, power, and electricity.....	1,100.00	1,300.00	901.35		
Rents:					
1100 Rent of buildings and structures.....	4,300.00	4,350.00	3,976.88		
1110 Other rents.....	2,400.00	2,250.00	2,167.25		
11 Total rents.....	6,700.00	6,600.00	6,144.13		
12 Repairs and alterations.....	4,130.00	4,200.00	3,804.45		
13 Special and miscellaneous current expenses.....	490.00	500.00	171.90		
Equipment:					
3000 Passenger-carrying vehicles.....	2,000.00	898.50			
3010 Furniture, furnishings, and fixtures.....	3,688.00	3,761.50	3,350.43		
3020 Educational, scientific, and recreational equipment.....	2,750.00	2,954.00	2,473.56		
3050 Other equipment.....	3,900.00	4,110.00	3,524.16		
30 Total equipment.....	12,338.00	11,724.00	9,348.15		
Reserve.....		5,100.00			
Total.....	235,000.00	255,440.00	1 224,998.27		

¹ Does not include \$9,000 transferred to the War Department and \$5,000 transferred to the Department of Commerce.

Estimates of appropriations required for the service of the fiscal year ending June 30, 1927—Continued

General object (title of appropriation), date of acts, references to Statutes at Large, or to Revised Statutes, and estimated amount required for each detailed object	Total amount to be appropriated under each head of appropriation		Amount appropriated for the fiscal year ending June 30, 1926
General Expenses, Bureau of Entomology—Continued.			
For investigations of insects affecting forests, \$75,000: <i>Provided, That \$15,000 shall be used for preventing and combating infestations of insects injurious to forest trees on and near the national forests, independently or in cooperation with other branches of the Federal Government, with States, counties, municipalities, or with private owners (acts June 16, 1880, vol. 21, p. 259; June 3, 1902, vol. 32, p. 298; Mar. 3, 1905, vol. 33, pp. 1269, 1270, secs. 1-3; June 30, 1906, vol. 34, p. 688; Feb. 10, 1925, vol. 43, p. 839)</i> -----			
	\$75, 000. 00		
	Estimated expenditures, 1927 appropriation	Estimated expenditures, 1926 appropriation	Expended and obligated, 1925
Departmental service:			
Salaries—			
Professional and scientific service—	Average—	Average—	Average—
Grade 5, \$5,200 to \$6,000; average, \$5,600—	No. Salary	No. Salary	No. Salary
Senior entomologist.....	1 \$5,200		
Grade 4, \$3,800 to \$5,000; average, \$4,400—			
Entomologists.....		2 \$4,200	3 \$4,067
Grade 3, \$3,000 to \$3,600; average, \$3,300—			
Associate entomologist.....	1 3,000	1 3,000	
Grade 2, \$2,400 to \$3,000; average, \$2,700—			
Assistant entomologist.....			1 2,438
Grade 1, \$1,860 to \$2,400; average, \$2,111.42—			
Junior entomologist.....	1 1,860	1 1,860	1 1,860
Subprofessional service—			
Grade 4, \$1,500 to \$1,800; average, \$1,680—			
Assistant scientific aid.....	1 1,620	1 1,620	1 1,583
Total average number of employees.....	3 1/2 11,215.00	4 1/2 14,415.00	5 1/2 17,150.00
Total salaries, departmental service.....			
The difference between 1927 and 1926 is due to decrease in force, \$3,200.			
Field service:			
Salaries and wages—			
Salary range, \$3,800 to \$5,000; average, \$4,400—			
Entomologists.....	2 4,000	1 4,200	1 3,800
Salary range, \$3,000 to \$3,600; average, \$3,300—			
Associate entomologists.....	4 3,300	4 3,300	3 1/2 3,084
Salary range, \$2,400 to \$3,000; average, \$2,700—			
Assistant entomologists.....	4 2,575	4 2,575	1 1/2 2,462
Salary range, \$1,860 to \$2,400; average, \$2,100—			
Junior entomologists.....	2 1,860	2 1,860	1 1/2 1,909
Senior scientific aids.....	4 1,890	4 1,890	3 1,860
Salary range, \$1,500 to \$1,800; average, \$1,680—			
Assistant scientific aid.....	1 1,620	1 1,620	1 1/2 1,550
Salary range, \$1,320 to \$1,680; average, \$1,500—			
Junior clerk.....	1 1,320	1 1,320	1 1,320
Salary range, \$1,140 to \$1,500; average, \$1,320—			
Undercustodian.....			1 1,140
Total average number of regular employees.....	18	17	10 1/2
Total salaries and wages of regular employees.....	45,720.00	41,920.00	27,854.50
Temporary employees, at salaries ranging from \$1 to \$1,860 per year.....	16	16	14
Total salaries and wages, temporary employees.....	4,775.00	4,775.00	2,925.34
Total number of employees, field service.....	34	33	24 1/2
Total salaries and wages, field service.....	50,495.00	46,695.00	30,779.84
The difference between 1927 and 1926 is due to increase in force, \$3,800.			
01 Total personal services.....	61,710.00	61,110.00	47,929.84
Supplies and materials:			
0200 Stationery and office supplies.....	400.00	500.00	620.38
0220 Scientific and educational supplies.....	200.00	265.00	346.95
0230 Fuel.....	140.00	140.00	139.80
0280 Sundry supplies.....	234.00	330.00	531.14
0290 Materials.....	186.00	260.00	355.88
02 Total supplies and materials.....	1,160.00	1,495.00	1,994.15
Communication service:			
0500 Telegraph service.....	75.00	75.00	73.48
0510 Telephone service.....	140.00	140.00	139.95
0520 Other communication service.....	8.00	8.00	7.75
05 Total communication service.....	223.00	223.00	221.18
Travel expenses:			
0615 Transportation.....	4,590.00	3,290.00	4,890.14
0616 Subsistence.....	2,890.00	3,088.00	3,188.61
06 Total travel expenses.....	7,480.00	6,378.00	8,078.75
07 Transportation of things.....	350.00	410.00	432.49
10 Furnishing of heat, light, and power.....	8.00	8.00	8.80
Rents:			
1100 Rent of buildings and structures.....	1,140.00	1,140.00	1,140.00
1110 Other rents.....	12.00	12.00	12.25
11 Total rents.....	1,152.00	1,152.00	1,152.25
12 Repairs and alterations.....	501.00	542.00	542.00

Estimates of appropriations required for the service of the fiscal year ending June 30, 1927—Continued

General object (title of appropriation), date of acts, references to Statutes at Large, or to Revised Statutes, and estimated amount required for each detailed object				Total amount to be appropriated under each head of appropriation	Amount appropriated for the fiscal year ending June 30, 1926
General Expenses, Bureau of Entomology—Continued.					
	Estimated expenditures, 1927 appropriation	Estimated expenditures, 1926 appropriation	Expended and obligated, 1925		
Equipment:					
3010 Furniture, furnishings, and fixtures.....	\$1,000.00	\$900.00	\$1,202.59		
3020 Educational, scientific, and recreational equipment.....	1,000.00	790.00	889.16		
3050 Other equipment.....	416.00	492.00	591.75		
30 Total equipment.....	2,416.00	2,182.00	2,683.50		
Reserve.....		1,500.00			
Total.....	75,000.00	75,000.00	63,043.05		
For investigations of insects affecting truck crops, including insects and wireworms affecting the potato, sugar beet, cabbage, onion, tomato, beans, peas, and so forth, and insects affecting stored products, [\$171,250] (acts June 16, 1880, vol. 21, p. 259; June 3, 1902, vol. 32, p. 298; Mar. 3, 1905, vol. 33, pp. 1269, 1270, secs. 1-3; June 30, 1906, vol. 34, p. 688; Feb. 10, 1925, vol. 43, p. 839).....				\$181,250.00	
	Estimated expenditures, 1927 appropriation	Estimated expenditures, 1926 appropriation	Expended and obligated, 1925		
TRUCK CROP INSECTS					
Departmental service:					
Salaries—					
Professional and scientific service—					
Grade 5, \$5,200 to \$6,000; average \$5,600—	Average— No. Salary	Average— No. Salary	Average— No. Salary		
Senior entomologist.....	1 \$5,200.00				
Grade 4, \$3,800 to \$5,000; average \$4,400—					
Entomologists.....	1 4,400.00	2 \$4,500.00	2 \$4,500.00		
Grade 3, \$3,000 to \$3,600; average \$3,300—					
Associate entomologists.....	1½ 3,120.00	1½ 3,120.00	2 3,086.00		
Grade 1, \$1,860 to \$2,400; average \$2,111.42—					
Junior entomologist.....	½ 1,860.00	½ 1,860.00	1 1,860.00		
Subprofessional service—					
Grade 3, \$1,320 to \$1,680; average \$1,500—					
Gardener.....		1 1,440.00	1 1,440.00		
Grade 2, \$1,140 to \$1,500; average \$1,320—					
Under scientific helper.....	1 1,200.00	1 1,200.00	½ 1,179.00		
Clerical, administrative, and fiscal service—					
Grade 6, \$2,100 to \$2,700; average \$2,400—					
Principal photographer.....	1 2,600.00	1 2,600.00	1 2,600.00		
Grade 3, \$1,500 to \$1,860; average \$1,680—					
Assistant clerk.....	1 1,500.00	1 1,500.00			
Total average number of employees.....	6½	8	7½		
Total salaries, departmental service.....	18,843.00	21,666.00	21,759.98		
The difference between 1927 and 1926 is due to decrease in force, \$2,823.					
Field service:					
Salaries and wages—					
Salary range, \$3,800 to \$5,000; average, \$4,400—					
Entomologist.....	1 3,800				
Salary range, \$3,000 to \$3,600; average, \$3,300—					
Associate entomologists.....	7½ 3,132	6½ 3,133	5 3,000		
Salary range, \$2,400 to \$3,000; average, \$2,700—					
Assistant entomologists.....	6 2,517	3 2,633	3½ 2,550		
Salary range, \$1,860 to \$2,400; average, \$2,100—					
Senior scientific aids.....	3 2,167	3 2,167	2 2,069		
Salary range, \$1,860 to \$2,400; average, \$2,111.42—					
Junior entomologists.....	11 2,093	11 2,093	11½ 2,028		
Salary range, \$1,320 to \$1,680; average, \$1,500—					
Junior scientific aid.....	1 1,320	1 1,320	1 1,320		
Gardener.....	1 1,440				
Total average number of regular employees.....	30½	24½	23½		
Total salaries and wages, regular employees.....	75,730.00	58,379.00	50,156.74		
Temporary employees at salaries ranging from \$1 to \$2,200.....	37	37	34		
Total salaries and wages, temporary employees.....	14,007.00	14,780.00	10,873.83		
Total number of employees, field service.....	67½	61½	57½		
Total salaries and wages, field service.....	89,737.00	73,159.00	61,030.57		
The difference between 1927 and 1926 is due to increase in force, \$16,578.					
01 Total personal services.....	108,580.00	94,825.00	82,790.55		

Estimates of appropriations required for the service of the fiscal year ending June 30, 1927—Continued

General object (title of appropriation), date of acts, references to Statutes at Large, or to Revised Statutes, and estimated amount required for each detailed object				Total amount to be appropriated under each head of appropriation	Amount appropriated for the fiscal year ending June 30, 1926
General Expenses, Bureau of Entomology—Continued.					
	Estimated expenditures, 1927 appropriation	Estimated expenditures, 1926 appropriation	Expended and obligated, 1926		
Supplies and materials:					
0200 Stationery and office supplies.....	\$800.00	\$1,000.00	\$1,062.85		
0220 Scientific and educational supplies.....	1,800.00	1,700.00	2,187.83		
0230 Fuel.....	2,800.00	2,700.00	2,901.98		
0280 Sundry supplies.....	1,200.00	1,410.00	1,982.19		
0290 Materials.....	260.00	250.00	284.64		
02 Total supplies and materials.....	6,860.00	7,060.00	8,419.49		
Communication service:					
0500 Telegraph service.....	75.00	75.00	72.71		
0510 Telephone service.....	250.00	250.00	249.82		
0520 Other communication service.....	30.00	30.00	29.70		
05 Total communication service.....	355.00	355.00	352.23		
Travel expenses:					
0615 Transportation.....	5,700.00	5,500.00	5,121.17		
0616 Subsistence.....	4,600.00	4,500.00	4,589.87		
06 Total travel expenses.....	10,300.00	10,000.00	9,711.04		
07 Transportation of things.....	500.00	500.00	503.39		
10 Furnishing of heat, light, power, and electricity.....	90.00	90.00	88.76		
Rents:					
1100 Rent of buildings and structures.....	1,950.00	1,950.00	1,910.90		
1110 Other rents.....	100.00	100.00	90.24		
11 Total rents.....	2,050.00	2,050.00	2,001.14		
12 Repairs and alterations.....	2,300.00	2,900.00	3,013.85		
13 Special and miscellaneous current expenses.....	10.00	10.00	12.20		
Equipment:					
3010 Furniture, furnishings and fixtures.....	800.00	850.00	915.72		
3020 Educational, scientific, and recreational equipment.....	2,400.00	2,800.00	3,794.47		
3050 Other equipment.....	3,955.00	4,200.00	6,020.46		
30 Total equipment.....	7,155.00	7,850.00	10,730.65		
Reserve.....		2,560.00			
Total.....	138,200.00	128,200.00	117,623.30		
STORED PRODUCT INSECTS					
Departmental service:					
Salaries—					
Professional and scientific service—					
Grade 5, \$5,200 to \$6,000; average, \$5,600—	Average—	Average—	Average—		
Senior entomologist.....	No. Salary	No. Salary	No. Salary		
Grade 4, \$3,800 to \$5,000; average, \$4,400—	1 4,400	1 4,400	1 4,400		
Entomologist.....					
Grade 3, \$3,000 to \$3,600; average \$3,300—	1 3,600	1 3,600	1 3,300		
Associate entomologist.....					
Subprofessional service—					
Grade 3, \$1,320 to \$1,680; average \$1,500—	1 1,560	1 1,560	1 1,560		
Junior scientific aid.....					
Total average number of employees.....	3 1/4	3 1/4	3 1/4		
Total salaries, departmental service.....	11,293.00	11,293.00	11,026.34		
Field service:					
Salaries and wages—					
Salary range, \$3,000 to \$3,600; average, \$3,300—	3 3,300	3 3,300	3 3,000		
Associate entomologists.....					
Salary range, \$2,400 to \$3,000; average \$2,700—	4 2,625	4 2,625	1 1/4 2,557		
Assistant entomologists.....					
Salary range, \$1,860 to \$2,400; average \$2,111.42—	1 2,400	1 2,400	3 1/4 2,232		
Junior entomologist.....					
Total average number of regular employees.....	8	8	7 1/4		
Total salaries and wages, regular employees.....	20,000.00	20,000.00	19,973.90		
Temporary employees, ranging from \$1 to \$300 per year.....	4	4	2		
Total salaries and wages, temporary employees.....	1,201.00	1,201.00	599.37		
Total number of employees, field service.....	12	12	9 1/4		
Total salaries and wages, field service.....	21,201.00	21,201.00	20,573.27		
01 Total personal services.....	32,494.00	32,494.00	31,599.61		
Supplies and materials:					
0200 Stationery and office supplies.....	180.00	180.00	449.79		
0220 Scientific and educational supplies.....	565.00	565.00	862.32		
0230 Fuel.....	200.00	200.00	125.14		
0280 Sundry supplies.....	330.00	330.00	447.28		
0290 Materials.....	400.00	400.00	26.56		
02 Total supplies and materials.....	1,675.00	1,675.00	1,911.09		
Communication service:					
0500 Telegraph service.....	50.00	50.00	38.77		
0510 Telephone service.....	265.00	265.00	151.52		
0520 Other communication service.....	55.00	55.00	108.87		
05 Total communication service.....	370.00	370.00	299.16		

Estimates of appropriations required for the service of the fiscal year ending June 30, 1927—Continued

General object (title of appropriation), date of acts, references to Statutes at Large, or to Revised Statutes, and estimated amount required for each detailed object	Total amount to be appropriated under each head of appropriation	Amount appropriated for the fiscal year ending June 30, 1926
--	--	--

General Expenses, Bureau of Entomology—Continued.

	Estimated expenditures, 1927 appropriation	Estimated expenditures, 1926 appropriation	Expended and obligated, 1925
Travel expenses:			
0615 Transportation.....	\$3,445.00	\$3,445.00	\$3,368.85
0616 Subsistence.....	1,980.00	1,980.00	2,235.96
06 Total travel expenses.....	5,425.00	5,425.00	5,602.81
07 Transportation of things (service).....	125.00	125.00	507.19
08 Photographing and photographs and prints.....	45.00	45.00	-----
10 Furnishing of heat, light and power.....	25.00	25.00	30.41
Rents:			
1100 Rent of buildings and structures.....	585.00	585.00	296.42
1110 Other rents.....	-----	-----	73.00
11 Total rents.....	585.00	585.00	369.42
12 Repairs and alterations.....	200.00	200.00	175.49
13 Special and miscellaneous current expenses.....	-----	-----	13.92
Equipment:			
3010 Furniture, furnishings and fixtures.....	100.00	100.00	369.85
3020 Educational, scientific, and recreational equipment.....	960.00	100.00	168.84
3050 Other equipment.....	1,046.00	1,046.00	1,211.06
30 Total equipment.....	2,106.00	1,246.00	1,749.75
Reserve.....	-----	860.00	-----
Total.....	43,050.00	43,050.00	42,268.85

For investigations and demonstrations in bee culture (*acts June 16, 1880, vol. 21, p. 259; June 3, 1902, vol. 32, p. 293; Mar. 3, 1905, vol. 33, pp. 1269, 1270, secs. 1-3; June 30, 1906, vol. 34, p. 688; Feb. 10, 1925, vol. 43, p. 839*).....

\$32,380.00

	Estimated expenditures, 1927 appropriation	Estimated expenditures, 1926 appropriation	Expended and obligated, 1925
Departmental service:			
Salaries—			
Professional and scientific service—			
Grade 5, \$5,200 to \$6,000; average \$5,600—	<i>Average—</i>	<i>Average—</i>	<i>Average—</i>
Senior apiculturist.....	No. Salary	No. Salary	No. Salary
Grade 4, \$3,800 to \$5,000; average \$4,400—	1 \$4,000	1 \$4,000	1 3,800
Apiculturist.....	2 3,150	4 3,125	3 3,000
Grade 3, \$3,000 to \$3,600; average \$3,300—	-----	-----	-----
Associate apiculturists.....	-----	1 2,400	1 2,400
Grade 2, \$2,400 to \$3,000; average \$2,700—	-----	-----	1 1,830
Assistant apicultural physiologist.....	-----	-----	1 1,500
Grade 1, \$1,860 to \$2,400; average \$2,111.42—	-----	-----	1 1,113
Junior biologist.....	-----	-----	-----
Subprofessional service—			
Grade 4, \$1,500 to \$1,860; average \$1,680—	-----	-----	-----
Assistant scientific aid.....	1 1,200	1 1,200	1 1,880
Grade 2, \$1,140 to \$1,500; average \$1,320—	-----	-----	-----
Underscientific helper.....	-----	-----	-----
Clerical, administrative and fiscal service—	-----	-----	-----
Grade 3, \$1,500 to \$1,860; average \$1,680—	1 1,860	1 1,860	1 1,000
Assistant clerk-stenographer.....	-----	-----	-----
Custodial service—			
Grade 2, \$900 to \$1,140; average \$1,020—	-----	-----	-----
Junior laborer.....	-----	-----	-----
Total average number of employees.....	5 13,360.00	8 21,960.00	8 20,941.23
Total salaries, departmental service.....	-----	-----	-----
Field service:			
Salaries and wages—			
Salary range \$3,000 to \$3,600; average \$3,300—	2 3,100	-----	-----
Associate apiculturists.....	1 2,400	-----	-----
Salary range \$2,400 to \$3,000; average \$2,700—	-----	-----	-----
Assistant apicultural physiologist.....	-----	-----	-----
Temporary employees, at salaries ranging from \$1 to \$1,560.....	15 3,119.00	16 3,200.00	13 1,806.83
Total salaries and wages, temporary employees.....	-----	-----	-----
Total number of employees, field service.....	18 11,719.00	16 3,200.00	13 1,806.83
Total salaries and wages, field service.....	-----	-----	-----
The difference between 1927 and 1926 is due to increase in force, \$8,519.	-----	-----	-----
01 Total personal services.....	25,079.00	25,160.00	22,748.06

Estimates of appropriations required for the service of the fiscal year ending June 30, 1927—Continued

General object (title of appropriation), date of acts, references to Statutes at Large, or to Revised Statutes, and estimated amount required for each detailed object

Total amount to be appropriated under each head of appropriation

Amount appropriated for the fiscal year ending June 30, 1926

General Expenses, Bureau of Entomology—Continued.

	Estimated expenditures, 1927 appropriation	Estimated expenditures, 1926 appropriation	Expended and obligated, 1925
Supplies and materials:			
0200 Stationery and office supplies.....	\$250.00	\$250.00	\$222.95
0220 Scientific and educational supplies.....	900.00	900.00	1,144.94
0230 Fuel.....	360.00	360.00	349.40
0280 Sundry supplies.....	660.00	660.00	644.42
0290 Materials.....	100.00	100.00
02 Total supplies and materials.....	2,270.00	2,270.00	2,361.71
Communication service:			
0500 Telegraph service.....	15.00	15.00	10.69
0510 Telephone service.....	75.00	75.00	83.20
0520 Other communication service.....	10.00	10.00	32.50
05 Total communication service.....	100.00	100.00	126.39
Travel expenses:			
0615 Transportation.....	1,000.00	1,000.00	1,119.17
0616 Subsistence.....	600.00	600.00	576.35
06 Total travel expenses.....	1,600.00	1,600.00	1,695.52
07 Transportation of things.....	105.00	105.00	124.43
10 Furnishing of heat, light, and power.....	180.00	180.00	177.97
11 Rents.....	1,580.00	1,580.00	1,607.74
12 Repairs and alterations.....	125.00	125.00	358.38
Equipment:			
3010 Furniture, furnishings, and fixtures.....	70.00	70.00	24.39
3020 Educational, scientific, and recreational equipment.....	1,166.00	445.00	1,888.21
3050 Other equipment.....	125.00	125.00	389.65
30 Total equipment.....	1,361.00	640.00	2,302.25
Reserve.....	640.00
Total.....	32,380.00	32,380.00	31,502.45

For investigations of insects affecting citrus and other tropical and subtropical plants, and for investigations and control of the Mediterranean and other fruit flies, in cooperation with the Federal Horticultural Board (*acts June 16, 1880, vol. 21, p. 259; June 3, 1902, vol. 32, p. 298; Mar. 3, 1905, vol. 33, pp. 1269, 1270, secs. 1-8; June 30, 1906, vol. 34, p. 688; Feb. 10, 1925, vol. 43, p. 839*).....

\$71,385.00

	Estimated expenditures, 1927 appropriation	Estimated expenditures, 1926 appropriation	Expended and obligated, 1925
Departmental service:			
Salaries—			
Professional and scientific service—			
Grade 5, \$5,200 to \$6,000; average, \$5,600—	<i>Average—</i>	<i>Average—</i>	<i>Average—</i>
Senior entomologist.....	No. 1 Salary \$6,000	No. 1 Salary \$6,000	No. 1 Salary \$5,275
Grade 4, \$3,800 to \$5,000; average, \$4,400—			
Entomologist.....	1 3,800	1 3,800	1 3,800
Grade 3, \$3,000 to \$3,600; average, \$3,300—			
Associate entomologist.....	1 3,600	1 3,600	1 3,300
Grade 1, \$1,860 to \$2,400; average, \$2,111.42—			
Junior entomologist.....	1 2,400	1 2,200	1 2,138
Subprofessional service—			
Grade 4, \$1,500 to \$1,860; average, \$1,680—			
Head gardener.....	1 1,680	1 1,680	1 1,680
Total average number of employees.....	4 1/2	4 1/2	4 1/2
Total salaries, departmental service.....	16,530.00	16,330.00	15,560.16
The difference between 1927 and 1926 is due to increase in force, \$200.			
Field service:			
Salaries and wages—			
Salary range, \$3,800 to \$5,000; average, \$4,400—			
Entomologist.....	1 3,800	1 3,800	1 3,800
Salary range, \$3,000 to \$3,600; average, \$3,300—			
Associate entomologists.....	7 3,257	7 3,257	4 1/2 3,133
Salary range, \$2,400 to \$3,000; average, \$2,700—			
Assistant entomologist.....	1 2,400	1 2,400	1 2,640
Salary range, \$1,860 to \$2,400; average, \$2,111.42—			
Junior entomologists.....	4 2,050	4 2,050	5 1/2 2,011
Salary range, \$1,680 to \$2,040; average, \$1,860—			
Scientific aid.....	1 1,740	1 1,740	1 1,680
Salary range, \$1,320 to \$1,680; average, \$1,500—			
Junior clerk-typist.....	1 1,320	1 1,320	1 1,320
Total average number of regular employees.....	15	15	12 1/2
Total salaries and wages of regular employees.....	40,260.00	40,260.00	32,074.67

Estimates of appropriations required for the service of the fiscal year ending June 30, 1927—Continued

General object (title of appropriation), date of acts, references to Statutes at Large, or to Revised Statutes, and estimated amount required for each detailed object				Total amount to be appropriated under each head of appropriation	Amount appropriated for the fiscal year ending June 30, 1926
<i>General Expenses, Bureau of Entomology—Continued.</i>					
	Estimated expenditures, 1927 appropriation	Estimated expenditures, 1926 appropriation	Expended and obligated, 1925		
Field service—Continued.					
Salaries and wages—Continued.					
Temporary employees at salaries ranging from \$900 to \$1,050 per annum	Average— No. 7 Salary	Average— No. 7 Salary	Average— No. 7 Salary		
Total salaries and wages, temporary employees	22 \$6,466.00	22 \$5,066.00	19½ \$6,354.93		
Total number of employees, field service	46,726.00	45,326.00	38,429.60		
Total salaries and wages, field service					
01 Total personal services	63,256.00	61,656.00	53,989.76		
The difference between 1927 and 1926 is due to increase in force (temporary employees), \$1,400.					
Supplies and materials:					
0200 Stationery and office supplies	200.00	200.00	584.70		
0220 Scientific and educational supplies	1,000.00	1,000.00	1,605.82		
0230 Fuel	200.00	200.00	610.98		
0280 Sundry supplies	200.00	400.00	535.74		
0290 Materials	50.00	50.00	118.68		
02 Total supplies and materials	1,650.00	1,850.00	3,455.92		
Communication service:					
0500 Telegraph service	25.00	25.00	36.46		
0510 Telephone service	200.00	200.00	341.23		
0520 Other communication service	25.00	25.00	40.21		
05 Total communication service	250.00	250.00	417.90		
Travel expenses:					
0615 Transportation	2,920.00	3,000.00	3,022.12		
0616 Subsistence	270.00	400.00	832.26		
06 Total travel expenses	3,190.00	3,400.00	3,854.38		
07 Transportation of things	100.00	200.00	437.49		
10 Furnishing of heat, light, power, and electricity	100.00	100.00	184.19		
Rents:					
1100 Rent of buildings and structures	820.00	1,000.00	1,160.00		
1110 Other rents	100.00	100.00	239.41		
11 Total rents	920.00	1,100.00	1,399.41		
12 Repairs and alterations	500.00	400.00	796.02		
13 Special and miscellaneous current expenses	29.00	29.00	26.14		
Equipment:					
3010 Furniture, furnishings, and fixtures	300.00	200.00	563.69		
3020 Educational, scientific, and recreational equipment	700.00	500.00	1,506.29		
3060 Other equipment	390.00	300.00	978.38		
30 Total equipment	1,390.00	1,000.00	3,048.36		
Reserve		1,400.00			
Total	71,385.00	71,385.00	67,609.57		
For investigations, identification, and systematic classification of miscellaneous insects, including the study of insects affecting the health of man and domestic animals, household insects, and the importation and exchange of useful insects (<i>acts June 16, 1880, vol. 21, p. 259; June 3, 1902, vol. 32, p. 298; Mar. 3, 1905, vol. 33, pp. 1269, 1270, secs. 1-3; June 30, 1906, vol. 34, p. 688; Feb. 10, 1925, vol. 43, p. 839</i>)—				\$66,560.00	
	Estimated expenditures, 1927 appropriation	Estimated expenditures, 1926 appropriation	Expended and obligated, 1925		
Departmental service:					
Salaries—					
Professional and scientific service—	Average— No. 1 Salary	Average— No. 1 Salary	Average— No. 1 Salary		
Grade 4, \$3,800 to \$5,000; average, \$4,400—	3 \$3,300	4 3,250	4 3,188		
Entomologist					
Grade 3, \$3,000 to \$3,500; average, \$3,300—	3 2,800	3 2,800	3 2,738		
Associate entomologists					
Grade 2, \$2,400 to \$3,000; average, \$2,700—					
Assistant entomologists					
Grade 1, \$1,800 to \$2,400; average, \$2,111.42—					
Junior entomologist					
Subprofessional service—					
Grade 5, \$1,680 to \$2,040; average \$1,860—	1 2,040	1 2,040	1 2,040		
Scientific aid					
Total average number of employees	7	9	9½		
Total salaries, departmental service	20,340.00	27,240.00	28,877.50		
The difference between 1927 and 1926 is due to decrease in force, \$3,900.					

Estimates of appropriations required for the service of the fiscal year ending June 30, 1927—Continued

General object (title of appropriation), date of acts, references to Statutes at Large, or to Revised Statutes, and estimated amount required for each detailed object				Total amount to be appropriated under each head of appropriation	Amount appropriated for the fiscal year ending June 30, 1926	
General Expenses, Bureau of Entomology—Continued.						
		Estimated expenditures, 1927 appropriation	Estimated expenditures, 1926 appropriation	Expended and obligated, 1925		
Field service:						
Salaries and wages—		Average—	Average—	Average—		
Salary range, \$3,800 to \$5,000; average \$4,400—	No.	Salary	No.	Salary	No.	Salary
Entomologist.....	1	\$4,200	1	\$4,200	1	\$3,883
Salary range, \$3,000 to \$3,600; average \$3,300—						
Associate entomologists.....	3	3,300	2	3,300	1	3,338
Salary range, \$2,400 to \$3,000; average \$2,700—						
Assistant entomologists.....	5	2,620	5	2,620	6	2,482
Salary range, \$1,860 to \$2,400; average, \$2,111.42—						
Junior entomologists.....	2	1,980	2	1,980	1½	1,860
Total average number of regular employees.....	11		10		9½	
Total salaries and wages, regular employees.....		30,960.00		27,860.00		25,145.44
Temporary employees at salaries ranging from \$1 to \$1,500 per year.....	7		7		7	
Total salaries and wages, temporary employees.....		1,480.00		1,480.00		1,515.14
Total number of employees, field service.....	18		17		16½	
Total salaries and wages, field service.....		32,440.00		29,340.00		26,660.58
The difference between 1927 and 1926 is due to increase in force, \$3,100.						
0 Total personal services.....		52,780.00		56,580.00		55,538.08
Supplies and materials:						
0200 Stationery and office supplies.....		570.00		400.00		431.85
0220 Scientific and educational supplies.....		700.00		700.00		686.00
0230 Fuel.....		570.00		400.00		399.99
0280 Sundry supplies.....		510.00		340.00		330.13
0290 Materials.....		250.00		80.00		76.09
02 Total supplies and materials.....		2,600.00		1,920.00		1,924.06
04 Subsistence and care of animals.....		300.00		140.00		107.65
Communication service:						
0500 Telegraph service.....		75.00		60.00		23.93
0510 Telephone service.....		250.00		150.00		142.70
0520 Other communication service.....		50.00		50.00		14.80
05 Total communication service.....		375.00		260.00		181.43
Travel expenses:						
0615 Transportation.....		3,200.00		2,050.00		2,972.81
0616 Subsistence.....		2,445.00		1,120.00		1,844.44
06 Total travel expenses.....		5,645.00		3,170.00		4,817.25
07 Transportation of things (service).....		630.00		460.00		455.35
10 Furnishing of heat, light, and power.....		320.00		150.00		106.57
Rents:						
1100 Rent of buildings and structures.....		1,735.00		1,400.00		1,464.00
11 Total rents.....		1,735.00		1,400.00		1,464.00
12 Repairs and alterations.....		815.00		460.00		456.45
13 Special and miscellaneous current expenses.....		290.00		120.00		111.95
Equipment:						
3010 Furniture, furnishings, and fixtures.....		250.00		100.00		106.20
3020 Educational, scientific, and recreational equipment.....		250.00		100.00		89.10
3050 Other equipment.....		570.00		400.00		514.77
30 Total equipment.....		1,070.00		600.00		710.07
Reserve.....				1,300.00		
Total.....		66,560.00		66,560.00		65,872.86

Estimates of appropriations required for the service of the fiscal year ending June 30, 1927—Continued

General object (title of appropriation), date of acts, references to Statutes at Large, or to Revised Statutes, and estimated amount required for each detailed object				Total amount to be appropriated under each head of appropriation	Amount appropriated for the fiscal year ending June 30, 1926
General Expenses, Bureau of Entomology—Continued. For general administrative expenses connected with above lines of investigation, and for miscellaneous expenses incident thereto (<i>acts June 16, 1880, vol. 21, p. 259; June 3, 1902, vol. 32, p. 298; Mar. 3, 1905, vol. 33, pp. 1269, 1270, secs. 1-3; June 30, 1906, vol. 34, p. 688; Feb. 10, 1925, vol. 43, p. 839</i>) -----				\$3,880.00	
	Estimated expenditures, 1927 appropriation	Estimated expenditures, 1926 appropriation	Expended and obligated, 1925		
Departmental service:					
Salaries—					
Professional and scientific service—					
Grade 1, \$1,860 to \$2,400; average, \$2,111.42—	Average—	Average—	Average—		
Junior librarian	No. Salary	No. Salary	No. Salary		
Clerical, administrative, and fiscal service—					
Grade 10, \$3,300 to \$3,900; average \$3,600—					
Junior administrative officer		3,300			
Custodial service—					
Grade 1, \$600 to \$780; average \$690—					
Junior messenger		720			
Total average number of employees		1,112.50			
Total salaries, departmental service					
The difference between 1927 and 1926 is due to decrease in force—\$1,112.50—					
Field service:					
Salaries and wages—					
Temporary employees at salaries ranging from \$1 to \$60 per year			22		
Total salaries and wages, field service				\$96.50	
01 Total personal services		1,112.50		96.50	
Supplies and materials:					
0200 Stationery and office supplies	\$500.00	300.00		193.64	
0220 Scientific and educational supplies	200.00	100.00		60.28	
0280 Sundry supplies	200.00	100.00		23.99	
02 Total supplies and materials	900.00	500.00		277.91	
Communication service:					
0500 Telegraph service	50.00	50.00		20.12	
0510 Telephone service	175.00	175.00		162.72	
0520 Other communication service	200.00	200.00		146.52	
05 Total communication service	425.00	425.00		329.36	
Travel expenses:					
0615 Transportation	800.00	800.00		796.42	
0616 Subsistence	400.00	400.00		360.63	
06 Total travel expenses	1,200.00	1,200.00		1,157.05	
07 Transportation of things	190.00	190.00		128.78	
08 Photographing and photographs and prints	50.00	50.00		15.44	
10 Furnishing of heat, light, and power	15.00	15.00		12.46	
12 Repairs and alterations	300.00	220.00		205.17	
Equipment:					
3010 Furniture, furnishings, and fixtures	400.00	87.50		19.74	
3020 Educational, scientific, and recreational equipment	400.00				
30 Total equipment	800.00	87.50		19.74	
Reserve		80.00			
Total	3,880.00	3,880.00		2,242.41	
In all, general expenses				\$973,490.00	\$980,795.00

Estimates of appropriations required for the service of the fiscal year ending June 30, 1927—Continued

General object (title of appropriation), date of acts, references to Statutes at Large, or to Revised Statutes, and estimated amount required for each detailed object	Total amount to be appropriated under each head of appropriation		Amount appropriated for the fiscal year ending June 30, 1926
<p><i>Preventing Spread of Moths, Bureau of Entomology—</i></p> <p>To enable the Secretary of Agriculture to meet the emergency caused by the continued spread of the gypsy and brown-tail moths by conducting such experiments as may be necessary to determine the best methods of controlling these insects; by introducing and establishing the parasites and natural enemies of these insects and colonizing them within the infested territory; by establishing and maintaining a quarantine against further spread in such a manner as is provided by the general nursery stock law, approved August 20, 1912, as amended, entitled "An act to regulate the importation of nursery stock and other plants and plant products, to enable the Secretary of Agriculture to establish and maintain quarantine districts for plant diseases and insect pests, to permit and regulate the movements of fruits, plants, and vegetables therefrom, and for other purposes," in cooperation with the authorities of the different States concerned and with the several State experiment stations, including rent outside of the District of Columbia, the employment of labor in the city of Washington and elsewhere, and all other necessary expenses, [\$740,000] \$600,000, [of which amount \$100,000 shall be immediately available] (acts Mar. 3, 1905, vol. 33, pp. 1269, 1270, secs. 1-3; Feb. 10, 1925, vol. 43, pp. 839, 840) -----</p>	\$600, 000. 00		\$740, 000. 00
	Estimated expenditures, 1927 appropriation	Estimated expenditures, 1926 appropriation	Expended and obligated, 1925
Departmental service:			
Salaries—			
Professional and scientific service—	<i>Average—</i>	<i>Average—</i>	<i>Average—</i>
Grade 4, \$3,800 to \$5,000; average, \$4,400—	No. Salary	No. Salary	No. Salary
Insect pathologists.....	1 \$4,000	1 \$4,000	1 \$4,000
Grade 3, \$3,000 to \$3,600; average, \$3,300—			
Associate entomologist.....	1 3,300	1 3,300	1 3,300
Associate librarian.....	1 3,000	1 3,000	1 3,000
Grade 2, \$2,400 to \$3,000; average, \$2,700—			
Assistant entomologist.....	1 2,800	1 2,800	1 2,800
Grade 1, \$1,860 to \$2,400; average, \$2,111.42—			
Junior librarian.....	1 2,008	1 2,008	1 2,008
Subprofessional service—			
Grade 8, \$2,400 to \$3,000; average, \$2,700—			
Senior scientific illustrator.....	1 2,400	1 2,400	1 2,400
Grade 2, \$1,140 to \$1,500; average, \$1,320—			
Underscientific helpers.....	2 1,170	2 1,170	1 1,189
Clerical, administrative, and fiscal service—			
Grade 11, \$3,800 to \$5,000; average, \$4,400—			
Assistant chief administrative officer.....	1 4,600	1 4,600	1 4,600
Grade 9, \$3,000 to \$3,600; average, \$3,300—			
Senior administrative assistant.....	1 3,500	1 3,500	1 3,500
Grade 8, \$2,700 to \$3,300; average, \$3,000—			
Administrative assistant.....	1 3,000	1 3,000	1 2,538
Grade 6, \$2,100 to \$2,700; average, \$2,400—			
Principal clerks.....	2 2,500	2 2,500	1 2,371
Grade 4, \$1,680 to \$2,040; average, \$1,860—			
Clerk.....	1 2,040	1 2,040	1 2,040
Total average number of employees.....	10 25,713.00	11 29,713.00	9 26,015.09
Total salaries, departmental service.....			
The difference between 1927 and 1926 is due to decrease in force, \$4,000.			
Field service:			
Salaries and wages—			
Salary range, \$5,200 to \$6,000; average, \$5,600—			
Senior entomologist.....	1 5,400	1 5,400	1 5,200
Salary range, \$3,800 to \$5,000; average, \$4,400—			
Entomologist.....	2 4,100	1 4,200	1 3,800
Salary range, \$3,300 to \$3,900; average, \$3,600—			
Junior administrative officers.....	2 3,600	2 3,600	1 3,500
Salary range, \$3,000 to \$3,600; average, \$3,300—			
Associate entomologists.....	5 3,280	5 3,280	4 3,038
Senior administrative assistant.....	1 3,200	1 3,200	1 3,038
Salary range, \$2,700 to \$3,300; average, \$3,000—			
Administrative assistant.....	1 2,700	1 2,700	1 2,937
Salary range, \$2,400 to \$3,000; average, \$2,700—			
Assistant entomologists.....	7 2,571	7 2,571	6 2,556
Chief scientific aid.....	1 2,800	1 2,800	1 2,777
Junior administrative assistant.....	1 2,337	1 2,337	1 2,337
Salary range, \$2,100 to \$2,700; average, \$2,400—			
Principal scientific aids.....	3 2,533	3 2,533	2 2,317
Salary range, \$1,860 to \$2,400; average, \$2,111.42—			
Junior entomologists.....	4 1,970	4 1,970	2 1,969
Senior scientific aids.....	38 1,985	38 1,985	14 2,059
Senior clerks.....	2 2,050	2 2,050	2 1,991
Salary range, \$1,680 to \$2,040; average, \$1,860—			
Scientific aid.....	22 1,800	22 1,800	22 1,800
Senior mechanic.....	1 1,883	1 1,883	1 1,883

Estimates of appropriations required for the service of the fiscal year ending June 30, 1927—Continued

General object (title of appropriation), date of acts, references to Statutes at Large, or to Revised Statutes, and estimated amount required for each detailed object				Total amount to be appropriated under each head of appropriation	Amount appropriated for the fiscal year ending June 30, 1926
<i>Preventing Spread of Moths, Bureau of Entomology—Continued.</i>					
	Estimated expenditures, 1927 appropriation	Estimated expenditures, 1926 appropriation	Expended and obligated, 1925		
Field service—Continued.					
Salaries and wages—Continued.					
Salary range, \$1,500 to \$1,860; average, \$1,680—	<i>Average—</i>	<i>Average—</i>	<i>Average—</i>		
Assistant scientific aid.....	No. 1 Salary \$1,680	No. 1 Salary \$1,680	No. 1 Salary \$1,583		
Assistant clerk-stenographer.....	1 1,680	1 1,680	1 1,463		
Total average number of regular employees.....	70	69	65½		
Total salaries and wages, regular employees.....	164,180.00	160,180.00	147,874.63		
Temporary employees at salaries ranging from \$1 to \$1,870 per year.....	310	385	335		
Total salaries and wages, temporary employees.....	275,787.00	357,250.00	314,536.22		
Total number of employees, field service.....	380	454	400½		
Total salaries and wages, field service.....	439,967.00	517,430.00	462,410.85		
The difference between 1927 and 1926 is due to decrease in force (temporary employees), \$77,463.					
01 Total personal services.....	465,680.00	547,143.00	488,425.94		
Supplies and materials:					
0200 Stationery and office supplies.....	1,300.00	1,400.00	1,495.69		
0210 Medical and hospital supplies.....	20.00	20.00			
0220 Scientific and educational supplies.....	24,000.00	25,100.00	27,433.74		
0230 Fuel.....	10,000.00	12,000.00	9,918.91		
0280 Sundry supplies.....	2,600.00	2,600.00	2,685.04		
0290 Materials.....	800.00	700.00	698.20		
02 Total supplies and materials.....	38,620.00	41,820.00	42,231.58		
Communication service:					
0500 Telegraph service.....	140.00	200.00	151.62		
0510 Telephone service.....	2,550.00	2,800.00	1,667.25		
0520 Other communication service.....	200.00	220.00	179.25		
05 Total communication service.....	2,890.00	3,220.00	1,998.12		
Travel expenses:					
0615 Transportation.....	23,000.00	24,500.00	21,355.51		
0616 Subsistence.....	23,000.00	25,750.00	21,067.77		
06 Total travel expenses.....	46,000.00	50,250.00	42,423.28		
07 Transportation of things.....	800.00	750.00	625.69		
08 Photographing and photographs and prints.....	20.00	20.00	17.71		
09 Advertising and publication of notices.....	150.00	150.00	276.32		
10 Furnishing of heat, light, and power.....	650.00	750.00	621.25		
Rents:					
1100 Rent of buildings and structures.....	6,200.00	6,200.00	6,049.00		
1110 Other rents.....	215.00	250.00	165.61		
11 Total rents.....	6,415.00	6,450.00	6,214.61		
12 Repairs and alterations.....	13,940.00	14,150.00	14,367.83		
13 Special and miscellaneous current expenses.....	85.00	100.00	71.17		
Equipment:					
3000 Passenger-carrying vehicles.....	1,800.00	1,127.00			
3010 Furniture, furnishings, and fixtures.....	750.00	780.00	648.25		
3020 Educational, scientific, and recreational equipment.....	200.00	200.00	49.33		
3050 Other equipment.....	22,000.00	24,589.34	25,042.83		
30 Total equipment.....	24,750.00	26,696.34	25,740.41		
Reserve.....		13,000.00			
Total.....	600,000.00	704,499.34	623,013.91		

¹ Of the \$100,000 appropriated in the agricultural act for 1926 and made immediately available, \$35,500.66 was expended in the fiscal year 1925, leaving \$64,499.34 for expenditure during the fiscal year 1926.

Estimates of appropriations required for the service of the fiscal year ending June 30, 1927—Continued

General object (title of appropriation), date of acts, references to Statutes at Large, or to Revised Statutes, and estimated amount required for each detailed object	Total amount to be appropriated under each head of appropriation	Amount appropriated for the fiscal year ending June 30, 1926
Prevention of Spread of European Corn Borer— To enable the Secretary of Agriculture to meet the emergency caused by the spread of the European corn borer, and to provide means for the investigation, control, and prevention of spread of this insect throughout the United States, in cooperation with the States concerned, including, when necessary, cooperation with the Federal Horticultural Board in establishing, maintaining, and enforcing quarantines promulgated under the plant quarantine act of August 20, 1912, as amended, including the employment of persons and means in the city of Washington and elsewhere, and all other necessary expense, [\$383,630] \$325,000 [of which amount \$50,000 shall be immediately available]: <i>Provided</i> , That in the discretion of the Secretary of Agriculture \$100,000 of this amount shall be available for expenditure only when an equal amount shall have been appropriated, subscribed, or contributed by States, counties, or local authorities, or by individuals or organizations, for the accomplishment of such purposes (<i>acts July 24, 1919, vol. 41, p. 730; Feb. 10, 1925, vol. 43, p. 840</i>)-----		
	\$325, 000. 00	\$383, 630. 00

Estimates of appropriations required for the service of the fiscal year ending June 30, 1927—Continued

General object (title of appropriation), date of acts, references to Statutes at Large, or to Revised Statutes, and estimated amount required for each detailed object				Total amount to be appropriated under each head of appropriation	Amount appropriated for the fiscal year ending June 30, 1926
Prevention of Spread of European Corn Borer—Continued.					
	Estimated expenditures, 1927 appropriation	Estimated expenditures, 1926 appropriation	Expended and obligated, 1926		
Travel expenses:					
0615 Transportation.....	\$5,264.00	\$9,000.00	\$8,385.98		
0616 Subsistence.....	10,928.00	18,500.00	17,646.75		
06 Total travel expenses.....	16,192.00	27,500.00	26,032.73		
07 Transportation of things.....	400.00	400.00	336.94		
09 Advertising and publication of notices.....	100.00	150.00	120.02		
10 Furnishing of heat, light, power, and electricity.....	600.00	600.00	532.09		
Rents:					
1100 Rent of buildings and structures.....	8,000.00	8,000.00	8,058.10		
1110 Other rents.....	400.00	400.00	554.48		
11 Total rents.....	8,400.00	8,400.00	8,612.58		
12 Repairs and alterations.....	6,000.00	7,000.00	6,827.65		
13 Special and miscellaneous current expenses.....	125.00	130.00	130.75		
Equipment:					
3000 Passenger-carrying vehicles.....		3,000.00	1,166.26		
3010 Furniture, furnishings, and fixtures.....	1,000.00	1,000.00	784.36		
3020 Educational, scientific, and recreational equipment.....	150.00	150.00	138.56		
3050 Other equipment.....	3,263.00	4,846.34	4,724.13		
30 Total equipment.....	4,413.00	8,996.34	6,813.31		
Reserve.....		7,500.00			
Total.....	325,000.00	1,373,586.34	230,557.23		
¹ Of the \$50,000 appropriated in the agricultural act for 1926 and made immediately available, \$10,043.56 was expended in the fiscal year 1925, leaving \$39,956.44 for expenditure during the fiscal year 1926.					
Preventing Spread of Mexican Bean Beetle—					
To enable the Secretary of Agriculture to meet the emergency caused by the recent introduction and rapid multiplication of the Mexican bean beetle in the State of Alabama, and other States, and to provide means for the study, experimentation in eradication, and for the control and prevention of the spread of this insect in that State and to other States, in cooperation with the State of Alabama and other States concerned and with individuals affected, including the employment of persons and means in the city of Washington and elsewhere, and all other necessary expenses (act Feb. 10, 1925, vol. 43, p. 840).....				\$32,500.00	\$32,500.00
	Estimated expenditures, 1927 appropriations	Estimated expenditures, 1926 appropriations	Expended and obligated, 1926		
Departmental service:					
Salaries—					
Professional and scientific service—					
Grade 1, \$1,860 to \$2,400; average, \$2,111.42—	Average—	Average—	Average—		
Junior entomologist.....	No. Salary	No. Salary	No. Salary		
	1 \$2,200	1 \$2,200	1 \$2,200		
Clerical, administrative and fiscal service—					
Grade 5, \$1,860 to \$2,400; average \$2,111.42—					
Senior clerk.....	1 2,200	1 2,200	1 2,138		
Grade 4, \$1,680 to \$2,040; average \$1,860—					
Clerk.....	1 2,040	1 2,040	1 2,040		
Total average number of employees.....	2 1/2	2 1/2	2 1/2		
Total salaries, departmental service.....	5,420.00	4,687.00	5,161.93		
The difference between 1927 and 1926 is due to increase in force—\$733.					
Field service:					
Salaries and wages—					
Salary range, \$3,000 to \$3,600; average, \$3,300—					
Associate entomologist.....	1 3,400	1 3,400	1 3,038		
Salary range, \$2,400 to \$3,000; average, \$2,700—					
Assistant entomologists.....	2 2,400	2 2,400	1 2,400		
Salary range, \$1,860 to \$2,400; average \$2,111.42—					
Junior entomologists.....	3 2,100	3 2,100	4 2,010		
Salary range, \$1,680 to \$2,040; average \$1,860—					
Clerk.....	1 2,040	1 2,040	1 2,040		
Total average number of regular employees.....	7	7	7		
Total salaries and wages of regular employees.....	16,540.00	16,540.00	13,512.10		
Temporary employees, at salaries ranging from \$1 to \$2.100.....	13	12	11		
Total salaries and wages, temporary employees.....	4,200.00	4,200.00	3,858.84		
Total number of employees, field service.....	20	19	18		
Total salaries and wages, field service.....	20,740.00	20,740.00	17,370.94		
01 Total personal services.....	26,160.00	25,427.00	22,532.87		

Estimates of appropriations required for the service of the fiscal year ending June 30, 1927—Continued

General object (title of appropriation), date of acts, references to Statutes at Large, or to Revised Statutes, and estimated amount required for each detailed object	Total amount to be appropriated under each head of appropriation	Amount appropriated for the fiscal year ending June 30, 1926
--	--	--

Preventing Spread of Mexican Bean Beetle—Continued.

	Estimated expenditures, 1927 appropriation	Estimated expenditures, 1926 appropriation	Expended and obligated, 1926
Supplies and materials:			
0200 Stationery and office supplies.....	\$200.00	\$200.00	\$327.58
0220 Scientific and educational supplies.....	785.00	828.00	959.89
0230 Fuel.....	350.00	350.00	336.59
0280 Sundry supplies.....	500.00	500.00	230.79
0290 Materials.....	300.00	300.00	138.03
02 Total supplies and materials.....	2,135.00	2,178.00	1,992.88
Communication service:			
0500 Telegraph service.....	15.00	15.00	17.48
0510 Telephone service.....	80.00	75.00	77.95
0520 Other communication service.....	10.00	5.00	5.15
05 Total communication service.....	105.00	95.00	100.58
Travel expenses:			
0615 Transportation.....	1,000.00	1,000.00	769.26
0616 Subsistence.....	900.00	800.00	582.78
Total travel expenses.....	1,900.00	1,800.00	1,352.04
07 Transportation of things.....	150.00	150.00	168.19
10 Furnishing of heat, light, power, and electricity.....	50.00	50.00	49.82
Rents:			
1100 Rent of buildings and structures.....	900.00	900.00	1,086.00
1110 Other rents.....	250.00	300.00	352.50
11 Total rents.....	1,150.00	1,200.00	1,438.50
12 Repairs and alterations.....	300.00	300.00	378.66
13 Special and miscellaneous current expenses.....	100.00	100.00	92.86
Equipment:			
3010 Furniture, furnishings, and fixtures.....	100.00	200.00	250.56
3020 Educational, scientific, and recreational equipment.....	100.00	100.00	126.06
3050 Other equipment.....	250.00	250.00	507.48
30 Total equipment.....	450.00	550.00	885.00
Reserve.....		650.00	
Total.....	32,500.00	32,500.00	28,991.40

Preventing Spread of Japanese Beetle—

To enable the Secretary of Agriculture to meet the emergency caused by the spread of the Japanese beetle, and to provide means for the investigation, control, and prevention of spread of this insect throughout the United States, in cooperation with the States concerned, including, when necessary, cooperation with the Federal Horticultural Board in establishing, maintaining, and enforcing quarantines promulgated under the plant quarantine act of August 20, 1912, as amended, including the employment of persons and means in the city of Washington and elsewhere, and all other necessary expenses (acts June 5, 1924, vol. 43, p. 448; Feb. 10, 1925, vol. 43, p. 840)

\$240,000.00

\$280,000.00

	Estimated expenditures, 1927 appropriation	Estimated expenditures, 1926 appropriation	Expended and obligated, 1926
Departmental service:			
Salaries—			
Professional and scientific service—			
Grade 4, \$3,800 to \$5,000; average, \$4,400—			
Entomologist.....	Average— No. Salary ★ \$3,800	Average— No. Salary ★ \$3,800	Average— No. Salary
Grade 2, \$2,400 to \$3,000; average, \$2,700—			
Assistant entomologist.....	1 2,400	1 2,400
Grade 1, \$1,860 to \$2,400; average, \$2,111.42—			
Junior entomologist.....	1 2,200	1 2,200
Clerical, administrative, and fiscal service—			
Grade 3, \$2,700 to \$3,300; average, \$3,000—			
Administrative assistant.....	1 3,000	1 3,000	1 \$2,938
Grade 6, \$2,100 to \$2,700; average, \$2,400—			
Principal clerk.....	1 2,100	1 2,100
Grade 3, \$1,500 to \$1,960; average, \$1,680—			
Assistant clerk.....		1 1,500
Total average number of employees.....	4½	5½	1
Total salaries, departmental service.....	10,650.00	12,150.00	2,937.50
The difference between 1927 and 1926 is due to decrease in force—\$1,500.			

Estimates of appropriations required for the service of the fiscal year ending June 30, 1927—Continued

General object (title of appropriation), date of acts, references to Statutes at Large, or to Revised Statutes, and estimated amount required for each detailed object				Total amount to be appropriated under each head of appropriation	Amount appropriated for the fiscal year ending June 30, 1926
<i>Preventing Spread of Japanese Beetle—Continued.</i>					
	Estimated expenditures, 1927 appropriation	Estimated expenditures, 1926 appropriation	Expended and obligated, 1925		
Field service:					
Salaries and wages—	Average—	Average—	Average—		
Salary range, \$3,800 to \$5,000; average, \$4,400—	No. 2 Salary \$4,200	No. 2 Salary \$4,200	No. 2 Salary \$3,800		
Entomologists.....					
Salary range, \$3,300 to \$3,900; average, \$3,600—					
Senior administrative assistant.....	1 3,600	1 3,600	1 3,038		
Salary range, \$3,000 to \$3,600; average, \$3,300—					
Associate entomologists.....	5 3,240	5 3,240	24 3,289		
Salary range, \$2,400 to \$3,000; average, \$2,700—					
Assistant entomologists.....	9 2,511	9 2,511	5 2,600		
Salary range, \$2,100 to \$2,700; average, \$2,400—					
Principal clerk-stenographer.....	1 2,500	1 2,500	1 2,450		
Salary range, \$1,860 to \$2,400; average, \$2,111.42—					
Junior entomologist.....	6 1,977	5 2,020	8 2,028		
Plant quarantine inspector.....	1 1,860				
Senior scientific aids.....	2 2,300	2 2,300	2 2,200		
Senior clerk.....	1 2,100	1 2,100			
Salary range, \$1,500 to \$1,860; average, \$1,680—					
Assistant clerk.....	1 1,620	1 1,620	1 1,500		
Salary range, \$1,320 to \$1,680; average, \$1,500—					
Junior scientific aid.....			1 1,440		
Total average number regular employees.....	29	27	23 1/2		
Total salaries and wages, regular employees.....	75,440.00	71,720.00	57,281.67		
Temporary employees at salaries ranging from \$1 to \$2,500 per year.....	47	75	79		
Total salaries and wages, temporary employees.....	87,540.00	117,940.00	120,440.71		
Total number of employees, field service.....	76	102	102 1/2		
Total salaries and wages, field service.....	162,980.00	189,660.00	177,722.38		
The difference between 1927 and 1926 is due to—					
Increase in force (regular employees).....	\$3,720.00				
Decrease in force (temporary employees).....	30,400.00				
Net decrease.....	26,680.00				
01 Total personal services.....	173,630.00	201,810.00	180,659.88		
Supplies and materials:					
0200 Stationery and office supplies.....	1,000.00	2,500.00	2,050.43		
0220 Scientific and educational supplies.....	5,000.00	5,000.00	3,642.18		
0230 Fuel.....	6,000.00	6,500.00	6,204.92		
0280 Sundry supplies.....	2,000.00	3,000.00	2,753.27		
0290 Materials.....	3,000.00	3,000.00	1,371.20		
02 Total supplies and materials.....	17,000.00	20,000.00	16,022.00		
Communication service:					
0500 Telegraph service.....	300.00	300.00	222.10		
0510 Telephone service.....	1,000.00	1,000.00	844.02		
0520 Other communication service.....	100.00	100.00	48.28		
05 Total communication service.....	1,400.00	1,400.00	1,114.40		
Travel expenses:					
0615 Transportation.....	12,000.00	11,500.00	9,687.27		
0616 Subsistence.....	15,000.00	13,900.00	12,117.89		
06 Total travel expenses.....	27,000.00	25,400.00	21,805.16		
07 Transportation of things.....	1,120.00	1,500.00	992.91		
08 Photographing and photographic prints.....	100.00	100.00	15.56		
10 Furnishing of heat, light, power, and electricity.....	1,000.00	1,500.00	937.47		
Rents:					
1100 Rent of buildings and structures.....	4,000.00	4,000.00	3,125.06		
1110 Other rents.....	2,000.00	3,000.00	1,620.77		
11 Total rents.....	6,000.00	7,000.00	4,745.83		
12 Repairs and alterations.....	5,000.00	5,060.00	5,313.00		
Equipment:					
3000 Passenger-carrying vehicles.....	500.00	1,940.00			
3010 Furniture, furnishings, and fixtures.....	1,000.00	2,000.00	927.89		
3020 Educational, scientific, and recreational equipment.....	3,500.00	4,000.00	1,351.45		
3050 Other equipment.....	2,750.00	2,690.00	2,159.83		
30 Total equipment.....	7,750.00	10,630.00	4,439.17		
Reserve.....		5,600.00			
Total.....	240,000.00	280,000.00	234,046.38		
Total, Bureau of Entomology, [\$2,554,743] \$2,307,428, of which amount not to exceed [\$354,910] \$319,817 may be expended for personal services in the District of Columbia.....				\$2,307,428.00	\$2,554,743.00

Estimates of appropriations required for the service of the fiscal year ending June 30, 1927—Continued

General object (title of appropriation), date of acts, references to Statutes at Large, or to Revised Statutes, and estimated amount required for each detailed object				Total amount to be appropriated under each head of appropriation	Amount appropriated for the fiscal year ending June 30, 1926
BUREAU OF BIOLOGICAL SURVEY					
<i>Salaries, Bureau of Biological Survey—</i> For chief of bureau and other personal services in the District of Columbia in accordance with the classification act of 1923 and for personal services in the field (<i>act Feb. 10, 1925, vol. 43, p. 840</i>)				\$104, 000. 00	\$106, 368. 00
	Estimated expenditures, 1927 appropriation	Estimated expenditures, 1926 appropriation	Expended and obligated, 1925		
Departmental service:					
Salaries—					
Professional service—					
Grade 6, \$6,000 to \$7,500; average, \$6,750—					
Chief professional (chief of bureau).....	Average— No. 1 Salary \$6,000	Average— No. 1 Salary \$6,000	Average— No. 1 Salary \$6,000		
Grade 3, \$3,000 to \$3,600; average, \$3,300—					
Associate librarian.....	1 3,000	1 3,000	1 3,000		
Subprofessional service—					
Grade 5, \$1,680 to \$2,040; average, \$1,860—					
Scientific aids.....	2 1,830	2 1,830	2 1,830		
Grade 4, \$1,500 to \$1,860; average, \$1,680—					
Assistant scientific aid.....	1 1,500	1 1,500	1 1,474		
Grade 2, \$1,140 to \$1,500; average, \$1,320—					
Underscientific helper.....	1 1,200	1 1,200	1 1,200		
Clerical, administrative, and fiscal service—					
Grade 9, \$3,000 to \$3,600; average, \$3,300—					
Senior administrative assistants (1 assistant to chief).....	1 3,300	1 3,300	1 3,050		
Grade 8, \$2,700 to \$3,300; average, \$3,000—					
Administrative assistant (accountant in charge).....	1 3,000	1 3,000			
Grade 7, \$2,400 to \$3,000; average, \$2,700—					
Junior administrative officer (editor).....	1 3,000	1 3,000	1 2,900		
Grade 6, \$2,100 to \$2,700; average, \$2,400—					
Principal clerks.....	2 2,400	2 2,400	2 2,400		
Grade 5, \$1,860 to \$2,400; average, \$2,111.42—					
Senior clerks.....	5 2,090	5 2,090	7 2,091		
Grade 4, \$1,680 to \$2,040; average, \$1,860—					
Clerks.....	5 1,860	5 1,860	5 1,840		
Grade 3, \$1,500 to \$1,860; average, \$1,680—					
Assistant clerks.....	8 1,650	8 1,650	12 1,659		
Grade 2, \$1,320 to \$1,680; average, \$1,500—					
Junior clerks.....	9 1,496	9 1,496	9 1,456		
Grade 1, \$1,140 to \$1,680; average, \$1,320—					
Underclerks.....	2 1,410	2 1,410	2 1,350		
Custodial service—					
Grade 3, \$1,020 to \$1,260; average, \$1,140—					
Messenger.....	1 1,020	1 1,020	1 1,020		
Senior laborer.....	1 1,020	1 1,020	1 1,020		
Grade 2, \$900 to \$1,260; average, \$1,020—					
Assistant messenger.....	1 900	1 900	1 900		
Office laborers.....	3 367	3 367	3 366		
Grade 1, \$600 to \$780; average, \$690—					
Junior messengers.....	2 750	2 750	2 740		
Total average number of employees.....	46 1/2	47 1/2	51 1/2		
Total salaries, departmental service.....	82, 268. 00	83, 208. 00	84, 413. 99		
The difference between 1927 and 1926 is due to decrease in force, \$940.					
Field service:					
Salaries and wages—					
Salary range \$1,680 to \$2,040; average, \$1,860—					
Clerks.....	7 1,805	8 1,805	8 1,786		
Salary range \$1,320 to \$1,680; average, \$1,500—					
Junior clerks.....	4 1,515	4 1,515	4 1,470		
Salary range \$1,140 to \$1,500; average, \$1,320—					
Underclerk.....	1 1,200	1 1,200	1 1,200		
Game warden.....	1 1,200	1 1,200	1 1,200		
Salary range, \$600 to \$780; average, \$690—					
Part-time clerk.....			1 600		
Total average number of regular employees, field service.....	13 1/2	14	15		
Total salaries and wages, field service.....	21, 732. 00	23, 160. 00	22, 560. 09		
01 Total personal services.....	104, 000. 00	106, 368. 00	106, 974. 08		

Estimates of appropriations required for the service of the fiscal year ending June 30, 1927—Continued

General object (title of appropriation), date of acts, references to Statutes at Large, or to Revised Statutes, and estimated amount required for each detailed object	Total amount to be appropriated under each head of appropriation	Amount appropriated for the fiscal year ending June 30, 1926
General Expenses, Bureau of Biological Survey—		
For salaries and employment of labor in the city of Washington and elsewhere, furniture, supplies, including the purchase of bags, tags, and labels printed in the course of manufacture, traveling and all other expenses necessary in conducting investigations and carrying out the work of the bureau, as follows (<i>acts May 25, 1900, vol. 31, p. 187; Mar. 4, 1909, vol. 35, pp. 1104, 1137, and 1138; Mar. 4, 1913, vol. 37, pp. 847, 848; Feb. 10, 1925, vol. 43, pp. 841-842</i>):		
For the maintenance of the Montana National Bison Range and other reservations and for the maintenance of game introduced into suitable localities on public lands, under supervision of the Biological Survey, including construction of fencing, wardens' quarters, shelters for animals, landings, roads, trails, bridges, ditches, telephone lines, rockwork, bulkheads, and other improvements necessary for the economical administration and protection of the reservations, and for the enforcement of section 84 of the act approved March 4, 1909, entitled "An act to codify, revise, and amend the penal laws of the United States," [\$58,215] \$40,000: Provided, That \$2,500 may be used for the purchase, capture, and transportation of game for national reservations [; Provided further, That \$12,000 may be used for the construction of a highway through Sullys Hill National Park and in the construction thereof the chief of the Bureau of Biological Survey may cooperate with the Bureau of Public Roads] (<i>same acts</i>) --	\$40,000.00	

Estimates of appropriations required for the service of the fiscal year ending June 30, 1927—Continued

General object (title of appropriation), date of acts, references to Statutes at Large, or to Revised Statutes, and estimated amount required for each detailed object				Total amount to be appropriated under each head of appropriation	Amount appropriated for the fiscal year ending June 30, 1926
General Expenses, Bureau of Biological Survey—Continued.					
	Estimated expenditures, 1927 appropriation	Estimated expenditures, 1926 appropriation	Expended and obligated, 1925		
Travel expenses:					
0615 Transportation.....	\$1,600.00	\$1,600.00	\$1,478.04		
0616 Subsistence.....	1,060.00	1,035.00	734.11		
06 Total travel expenses.....	2,660.00	2,635.00	2,212.15		
07 Transportation of things.....	1,150.00	1,025.00	533.60		
08 Photo prints.....	10.00	10.00	11.00		
11 Rents.....	150.00	150.00	150.00		
Repairs and alterations:					
Repairs and alterations.....	3,180.00	1,012.00	5,068.45		
Add indirect expenditures deducted from other objects.....	1,500.00	1,091.00			
12 Total repairs and alterations.....	4,680.00	2,103.00	5,068.45		
13 Special and miscellaneous current expenses.....	105.00	256.00	403.64		
Equipment:					
3010 Furniture, furnishings, and fixtures.....	175.00	200.00	480.52		
3020 Scientific equipment.....			82.76		
3040 Livestock.....		265.00	605.00		
3050 Other equipment.....	1,395.00	1,423.00	1,583.10		
30 Total equipment.....	1,570.00	1,888.00	2,751.38		
Structural improvements:					
Structural improvements.....	800.00	13,599.00	8,517.48		
Add indirect expenditures deducted from other objects.....	300.00	3,000.00			
32 Total structural improvements.....	1,100.00	16,599.00	8,517.48		
Reserve.....		800.00			
Total.....	40,000.00	58,215.00	53,292.65		

NOTE.—The excess expenditures for 1925 over the amount appropriated are due to transfers of funds from other appropriations.

For investigating the food habits of North American birds and other animals in relation to agriculture, horticulture, and forestry; for investigations, experiments, and demonstrations in connection with rearing fur-bearing animals; for experiments, demonstrations, and cooperation in destroying mountain lions, wolves, coyotes, bobcats, prairie dogs, gophers, ground squirrels, jack rabbits, and other animals injurious to agriculture, horticulture, forestry, animal husbandry and wild game; and for the protection of stock and other domestic animals through the suppression of rabies in predatory wild animals, [\$533,290] (acts May 25, 1900, vol. 31, p. 187; Mar. 4, 1909, vol. 35, pp. 1104, 1137, and 1138; Mar. 4, 1913, vol. 37, pp. 847, 848; Feb. 10, 1925, vol. 43, pp. 841, 842)

\$478,026.00

	Estimated expenditures, 1927 appropriation	Estimated expenditures, 1926 appropriation	Expended and obligated, 1925
Departmental service—			
Salaries—			
Professional and scientific service—			
Grade 5, \$5,200 to \$6,000; average, \$5,000—	Average—	Average—	Average—
Senior biologist (chief of division).....	No. 1 Salary \$5,200	No. 1 Salary \$5,200	No. 1 Salary \$5,200
Grade 4, \$3,800 to \$4,600; average, \$4,400—			
Biologists (2 chiefs of division).....	4½ 3,900	5 3,900	4½ 3,880
Grade 3, \$3,000 to \$3,600; average, \$3,300—			
Associate biologists.....	2½ 3,033	2½ 3,033	2 3,000
Grade 2, \$2,400 to \$3,000; average, \$2,700—			
Assistant biologists.....	3 2,566	3 2,566	2½ 2,566
Grade 1, \$1,860 to \$2,400; average, \$2,111.42—			
Junior biologists.....	1 1,860	1½ 1,860	1½ 1,860
Subprofessional service—			
Grade 4, \$1,500 to \$1,660; average, \$1,680—			
Assistant scientific aid.....	1 1,860	1 1,860	1 1,860
Clerical, administrative, and fiscal service—			
Grade 9, \$3,000 to \$3,600; average, \$3,300—			
Senior administrative assistants.....	2 3,500	2 3,500	1½ 3,300
Grade 8, \$2,700 to \$3,300; average, \$3,000—			
Administrative assistant.....			½ 2,900
Grade 7, \$2,400 to \$3,000; average, \$2,700—			
Junior administrative assistant.....			½ 2,900
Grade 6, \$2,100 to \$2,700; average, \$2,400—			
Principal clerk.....			½ 2,500

Estimates of appropriations required for the service of the fiscal year ending June 30, 1927—Continued

General object (title of appropriation), date of acts, references to Statutes at Large, or to Revised Statutes, and estimated amount required for each detailed object				Total amount to be appropriated under each head of appropriation		Amount appropriated for the fiscal year ending June 30, 1926	
General Expenses, Bureau of Biological Survey—Continued.							
	Estimated expenditures, 1927 appropriation		Estimated expenditures, 1926 appropriation		Expended and obligated, 1925		
Departmental service—Continued.							
Salaries—Continued.							
Clerical, administrative, and fiscal service—				Average—		Average—	
Grade 5, \$1,680 to \$2,400; average, \$2,111.42—				No. Salary		No. Salary	
Senior clerk				1	\$2,100	1	\$2,100
Grade 3, \$1,500 to \$1,860; average, \$1,680—							
Assistant clerks				3	1,740	3	1,740
						17	\$1,680
Total average number of employees				19		20	
Total salaries, departmental service				57,307.00		58,904.00	
The difference between 1927 and 1926 is due to decrease in force, \$1,597.						53,527.32	
Field service:							
Salaries and wages—							
Salary range, \$3,800 to \$5,000; average, \$4,400—							
Biologist				1	3,800	1	3,800
Salary range, \$3,000 to \$3,600; average, \$3,300—							
Associate biologists in charge				3	3,100	3	3,100
Salary range, \$2,400 to \$3,000; average, \$2,700—							
Assistant biologists (15 district leaders)				18	2,627	18	2,627
Assistant administrative officers (district leaders)				14	2,771	14	2,757
Salary range, \$1,860 to \$2,400; average, \$2,100—							
Junior biologists				12	2,250	15	2,088
Senior administrative assistants				15	2,193	16	2,187
Salary range, \$1,500 to \$1,860; average, \$1,680—							
Assistant biological aids				4	1,740	4	1,740
Administrative assistant				1	1,500	1	1,500
Junior predatory animal inspector				1	1,560	1	1,560
Salary range, \$1,680 to \$2,040; average, \$1,860—							
Clerks				1	1,860	2	1,860
Salary range, \$1,320 to \$1,680; average, \$1,500—							
Junior clerk				1	1,320	1	1,320
Total average number of regular employees				70		75	
Total salaries and wages, regular employees				167,433.00		178,433.00	
Temporary employees at salaries ranging from \$420 to \$3,000 per year				300		360	
Total salaries and wages, temporary employees				126,533.00		149,200.00	
Total number of employees, field service				370		435	
Total salaries and wages, field service				293,966.00		327,633.00	
The difference between 1927 and 1926 is due to decrease in force, \$33,667.						314,733.26	
01 Total personal services				351,273.00		386,537.00	
Supplies and materials:							
0200 Stationery and office supplies				1,690.00		1,690.00	
0220 Scientific and educational supplies				16,516.00		16,516.00	
0230 Fuel				445.00		445.00	
0250 Forage and other supplies for animals				1,300.00		1,300.00	
0270 Powder, projectiles, explosives, etc.				1,255.00		1,255.00	
0280 Sundry supplies				1,930.00		1,930.00	
0290 Materials				13.00		13.00	
02 Total supplies and materials				23,149.00		23,149.00	
04 Subsistence and care of animals				360.00		360.00	
Communication service:							
0500 Telegraph service				589.00		589.00	
0510 Telephone service				1,425.00		1,425.00	
0520 Other communication service				57.00		57.00	
05 Total communication service				2,071.00		2,071.00	
Travel expenses:							
0615 Transportation				39,726.00		42,376.00	
0616 Subsistence				27,495.00		29,175.00	
06 Total travel expenses				67,221.00		71,551.00	
07 Transportation of things				10,495.00		10,495.00	
08 Photo prints				50.00		50.00	
10 Furnishing of light, heat, and power				53.00		53.00	
11 Rents				8,091.00		8,091.00	
12 Repairs and alterations				120.00		120.00	
13 Special and miscellaneous current expenses				868.00		868.00	
Equipment:							
3010 Furniture, furnishings, and fixtures				1,575.00		1,575.00	
3020 Scientific equipment				2,495.00		1,645.00	
3050 Other equipment				10,205.00		9,805.00	
30 Total equipment				14,275.00		13,025.00	
32 Total structures and nonstructural improvements						5,982.28	
Reserve						16,920.00	
Total				478,026.00		533,290.00	

Estimates of appropriations required for the service of the fiscal year ending June 30, 1927—Continued

General object (title of appropriation), date of acts, references to Statutes at Large, or to Revised Statutes, and estimated amount required for each detailed object		Total amount to be appropriated under each head of appropriation		Amount appropriated for the fiscal year ending June 30, 1926
General Expenses, Bureau of Biological Survey—Continued For biological investigations, including the relations, habits, geographic distribution, and migration of animals and plants, and the preparation of maps of the life zones, [\$29,455] (acts May 25, 1900, vol. 31, p. 187; Mar. 4, 1909, vol. 35, pp. 1104, 1137, and 1138; Mar. 4, 1913, vol. 37, pp. 847, 848; Feb. 10, 1925, vol. 43, pp. 841-842) -----		\$28, 730. 00		
		Estimated expenditures, 1927 appropriation	Estimated expenditures, 1926 appropriation	Expended and obligated, 1925
Departmental service:				
Salaries—				
Professional and scientific service—				
Grade 4, \$3,800 to \$5,000; average, \$4,400—	<i>Average—</i>	<i>Average—</i>	<i>Average—</i>	
Biologists (1 in charge) -----	<i>No. 4½ Salary \$3,892</i>	<i>No. 4½ Salary \$3,892</i>	<i>No. 4½ Salary \$3,857</i>	
Grade 3, \$3,000 to \$3,600; average, \$3,300—				
Associate biologist -----	<i>1½ 3,000</i>	<i>1½ 3,000</i>		
Subprofessional service—				
Grade 6, \$1,860 to \$2,400; average, \$2,111.42—				
Senior scientific aid -----	<i>1 1,920</i>	<i>1 1,920</i>	<i>1 1,920</i>	
Grade 4, \$1,500 to \$1,860; average, \$1,680—				
Assistant biological aid -----	<i>1½ 1,500</i>	<i>1½ 1,500</i>		
Clerical, administrative and fiscal service—				
Grade 7, \$2,400 to \$3,000; average, \$2,700—				
Junior administrative assistant -----			<i>1½ 3,000</i>	
Custodial service—				
Grade 1, \$600 to \$780; average, \$690—				
Junior messenger -----		<i>1 720</i>	<i>1½ 720</i>	
Total average number of employees -----	<i>6½ 20,912.00</i>	<i>7½ 21,632.00</i>	<i>6½ 20,237.49</i>	
Total salaries, departmental service -----				
The difference between 1927 and 1926 is due to decrease in force, \$720.				
Field service:				
Salaries and wages—				
Salary range, \$3,800 to \$5,000; average, \$4,440—				
Biologist -----	<i>1½ 3,800.00</i>	<i>1½ 3,800.00</i>	<i>1½ 3,800.00</i>	
Salary range, \$3,000 to \$3,600; average, \$3,300—				
Associate biologist -----			<i>1½ 3,300.00</i>	
Total average number of regular employees -----	<i>1½ 3,168.00</i>	<i>1½ 3,168.00</i>	<i>1 3,579.17</i>	
Total salaries and wages, regular employees -----				
Temporary employees, at salaries ranging from \$1 to \$1,800 per year -----	<i>2½ 692.00</i>	<i>2½ 692.00</i>	<i>2½ 756.00</i>	
Total salaries and wages, temporary employees -----				
Total number of employees, field service -----	<i>3½ 3,860.00</i>	<i>3½ 3,860.00</i>	<i>3½ 4,335.17</i>	
Total salaries and wages, field service -----				
01 Total personal services -----	<i>24,772.00</i>	<i>25,492.00</i>	<i>24,572.68</i>	
Supplies and materials:				
0200 Stationery and office supplies -----	<i>390.00</i>	<i>340.00</i>	<i>338.30</i>	
0220 Scientific and educational supplies -----	<i>120.00</i>	<i>120.00</i>	<i>104.40</i>	
0250 Subsistence and care of animals -----	<i>35.00</i>	<i>35.00</i>	<i>35.40</i>	
0270 Powder, projectiles, explosives, etc -----	<i>55.00</i>	<i>55.00</i>	<i>31.60</i>	
0280 Sundry supplies -----	<i>20.00</i>	<i>20.00</i>	<i>11.76</i>	
0290 Materials -----	<i>100.00</i>	<i>100.00</i>	<i>95.00</i>	
02 Total supplies and materials -----	<i>720.00</i>	<i>670.00</i>	<i>616.46</i>	
Communication service:				
0500 Telegraph service -----	<i>58.00</i>	<i>58.00</i>	<i>50.66</i>	
0510 Telephone service -----	<i>140.00</i>	<i>140.00</i>	<i>136.30</i>	
0520 Other communication service -----	<i>30.00</i>	<i>30.00</i>	<i>12.89</i>	
05 Total communication service -----	<i>228.00</i>	<i>228.00</i>	<i>199.85</i>	
Travel expenses:				
0615 Transportation -----	<i>1,050.00</i>	<i>950.00</i>	<i>903.86</i>	
0616 Subsistence -----	<i>750.00</i>	<i>650.00</i>	<i>714.58</i>	
06 Total travel expenses -----	<i>1,800.00</i>	<i>1,600.00</i>	<i>1,618.44</i>	
07 Transportation of things -----	<i>470.00</i>	<i>470.00</i>	<i>457.92</i>	
11 Rents -----	<i>240.00</i>	<i>240.00</i>	<i>40.00</i>	
13 Special and miscellaneous current expenses -----	<i>30.00</i>	<i>30.00</i>	<i>25.59</i>	
Equipment:				
3010 Furniture, furnishings, and fixtures -----	<i>120.00</i>	<i>120.00</i>	<i>116.56</i>	
3020 Educational, scientific, and recreational -----	<i>280.00</i>	<i>280.00</i>	<i>327.16</i>	
3050 Other equipment -----	<i>70.00</i>	<i>75.00</i>	<i>63.23</i>	
30 Total equipment -----	<i>470.00</i>	<i>475.00</i>	<i>506.95</i>	
Reserve -----		<i>250.00</i>		
Total -----	<i>28,730.00</i>	<i>29,455.00</i>	<i>28,037.87</i>	

Estimates of appropriations required for the service of the fiscal year ending June 30, 1927—Continued

General object (title of appropriation), date of acts, references to Statutes at Large, or to Revised Statutes, and estimated amount required for each detailed object				Total amount to be appropriated under each head of appropriation	Amount appropriated for the fiscal year ending June 30, 1926
General Expenses, Bureau of Biological Survey—Continued.					
For all necessary expenses for enforcing the provisions of the migratory bird treaty act of July 3, 1918 (Fortieth Statutes at Large, page 755), and for cooperation with local authorities in the protection of migratory birds, and for necessary investigations connected therewith, [\$149,345] \$148,444: Provided, That of this sum not more than \$20,500 may be used for the enforcement of sections 241, 242, 243, and 244 of the act approved March 4, 1909, entitled "An act to codify, revise, and amend the penal laws of the United States," and for the enforcement of section 1 of the act approved May 25, 1900, entitled, "An act to enlarge the powers of the Department of Agriculture, prohibit the transportation by interstate commerce of game killed in violation of local laws, and for other purposes," including all necessary investigations in connection therewith (<i>acts May 25, 1900, vol. 31, p. 187; Mar. 4, 1909, vol. 35, pp. 1104, 1137, and 1138; Mar. 4, 1913, vol. 37, pp. 847, 848; Feb. 10, 1925, vol. 43, pp. 841-842</i>) ---				\$143, 444. 00	
	Estimated expenditures, 1927 appropriation	Estimated expenditures, 1926 appropriation	Expended and obligated, 1925		
Departmental service:					
Salaries—					
Professional and scientific service—	<i>Average—</i>	<i>Average—</i>	<i>Average—</i>		
Grade 4, \$3,800 to \$5,000; average, \$4,400—	<i>No. Salary</i>	<i>No. Salary</i>	<i>No. Salary</i>		
Attorney.....	1½ \$3,800	1½ \$4,000	1½ \$3,800		
Biologists.....	1½ 3,000	1½ 3,000	1½ 3,000		
Grade 3, \$3,000 to \$3,600; average, \$3,300—					
Associate biologists.....	1½ 3,000	1½ 3,000	1 3,000		
Grade 2, \$2,400 to \$3,000; average, \$2,700—					
Assistant biologist.....			½ 2,500		
Grade 1, \$1,860 to \$2,400; average \$2,111.42—					
Junior biologist.....		½ 1,860			
Clerical, administrative, and fiscal service—					
Grade 12, \$5,200 to \$6,000; average \$5,600—					
Senior administrative officer (chief of division).....	1 5,200	1 5,200	1 5,200		
Grade 9, \$3,000 to \$3,600; average, \$3,300—					
Senior administrative assistants.....	2 3,500	2 3,500	2 3,368		
Grade 8, \$2,700 to \$3,300; average, \$3,000—					
Administrative assistant.....			½ 2,900		
Grade 7, \$2,400 to \$3,000; average, \$2,700—					
Junior administrative assistant.....	1 2,500	1 2,500	1½ 2,750		
Grade 6, \$2,100 to \$2,700; average, \$2,400—					
Principal clerks.....	1½ 2,400	1½ 2,400	1 2,300		
Grade 2, \$1,320 to \$1,680; average \$1,500—					
Junior clerk.....	½ 1,140	½ 1,140	½ 1,230		
Total average number of employees.....	9	10	10		
Total salaries, departmental service.....	29,473.00	32,808.00	33,306.99		
The difference between 1927 and 1926 is due to decrease in force, \$3,335.					
Field service:					
Salaries and wages—					
Salary range \$1,860 to \$2,400; average, \$2,100—					
Junior biologist.....	1 1,860	1 1,860			
Salary range \$2,100 to \$2,700; average, \$2,400—					
United States game wardens.....	25 2,195	25 2,195	23½ 2,136		
Total average number of regular employees.....	26	26	23½		
Total salaries and wages, regular employees.....	57,843.00	57,843.00	55,958.05		
Temporary employees at salaries ranging from \$10 to \$505 per year.....	50	62	62		
Total salaries and wages, temporary employees.....	2,232.00	2,464.00	2,637.81		
Total number of employees, field service.....	76	88	85½		
Total salaries and wages, field service.....	60,075.00	60,307.00	58,595.86		
01 Total personal services.....	89,548.00	93,115.00	91,902.85		
Supplies and materials:					
0200 Stationery and office supplies.....	340.00	340.00	303.15		
0220 Scientific supplies.....	1,300.00	1,300.00	1,490.75		
0250 Fuel.....	35.00	35.00	36.70		
0270 Powder, projectiles, explosives, etc.....	50.00	50.00	45.53		
0280 Sundry supplies.....	75.00	75.00	85.71		
02 Total supplies and materials.....	1,800.00	1,800.00	1,961.84		
04 Storage and care of boats.....	275.00	275.00	259.00		
Communication service:					
0500 Telegraph service.....	442.00	442.00	434.61		
0510 Telephone service.....	766.00	766.00	775.61		
0520 Other communication service.....	62.00	62.00	58.43		
05 Total communication service.....	1,270.00	1,270.00	1,268.65		
Travel expenses:					
0615 Transportation.....	26,530.00	26,680.22	22,680.94		
0616 Subsistence.....	18,940.00	18,623.78	15,771.65		
06 Total travel expenses.....	45,470.00	45,304.00	38,452.59		
07 Transportation of things.....	630.00	630.00	604.32		
08 Photo prints.....	50.00	50.00	35.00		
11 Rents.....	96.00	96.00	96.00		
13 Special and miscellaneous current expenses.....	368.00	368.00	367.04		
Equipment:					
3010 Furniture, furnishings, and fixtures.....	870.00	870.00	865.53		
3020 Scientific equipment.....	50.00	50.00	45.80		
3060 Other equipment.....	3,019.00	3,019.00	2,079.84		
30 Total equipment.....	3,939.00	3,939.00	2,991.17		
Reserve.....		2,500.00			
Total.....	143,444.00	149,345.00	137,988.46		

Estimates of appropriations required for the service of the fiscal year ending June 30, 1927—Continued

General object (title of appropriation), date of acts, references to Statutes at Large, or to Revised Statutes, and estimated amount required for each detailed object	Total amount to be appropriated under each head of appropriation		Amount appropriated for the fiscal year ending June 30, 1926
General Expenses, Bureau of Biological Survey—Continued. For investigations; experiments, and demonstrations for the welfare, improvement, and increase of the reindeer industry in Alaska, including the erection of necessary buildings and other structures and cooperation with the Bureau of Education, and for all expenses necessary for the enforcement of the provisions of the Alaska Game Law, approved January 13, 1925, [the enforcement of section 1956 of the Revised Statutes as amended so far as it relates to the protection of land fur-bearing animals in Alaska, including necessary investigations in connection therewith, and for carrying into effect the act entitled "An act for the protection of game in Alaska, and for other purposes," approved May 11, 1908, as amended by the act approved June 7, 1924 (Public Resolution 34, Sixty-eighth Congress)] [\$85,095] (acts May 25, 1900, vol. 31, p. 187; Mar. 4, 1909, vol. 35, pp. 1104, 1137, and 1138; Mar. 4, 1913, vol. 37, pp. 847, 848; Feb. 10, 1925, vol. 43, pp. 841-842)-----			
	\$90,000.00		
	Estimated expenditures, 1927 appropriation	Estimated expenditures, 1926 appropriation	Expended and obligated, 1925
Departmental service:			
Salaries—			
Professional and scientific service—			
Grade 4, \$3,500 to \$5,000; average, \$4,400—	Average—	Average—	Average—
Attorney	No. Salary	No. Salary	No. Salary
Clerical, administrative and fiscal service—			
Grade 12, \$5,200 to \$6,000; average, \$5,600—			
Senior administrative officer			1 5,200
Grade 9, \$3,000 to \$3,600; average, \$3,300—			
Administrative officer	1 3,000	1 3,000	1 3,000
Grade 8, \$2,700 to \$3,300; average, \$3,000—			
Administrative assistant			1 2,900
Grade 7, \$2,400 to \$3,000; average, \$2,700—			
Assistant administrative officer			1 2,900
Total average number of employees	1	1 1/2	1 1/2
Total salaries, departmental service	3,000.00	3,667.00	4,624.97
Field service:			
Salaries and wages—			
Salary range, \$3,500 to \$5,000; average, \$4,400—			
Biologist in charge	1 4,000	1 4,000	1 4,000
Administrative officer (Alaska game commissioner)	1 4,000	1 4,000	1 4,000
Salary range, \$3,000 to \$3,600; average, \$3,300—			
Associate biologist	1 3,300	1 3,300	1 3,300
Assistant range examiner	1 3,000	1 3,000	1 3,000
Salary range, \$2,100 to \$2,700; average, \$2,400—			
United States game wardens	10 1/2 2,289	10 1/2 2,289	10 1/2 2,244
Junior biologist			1 2,300
Salary range, \$1,860 to \$2,400; average, \$2,111.42—			
Clerks	2 2,300	2 2,300	1 2,200
Salary range, \$1,140 to \$1,500; average, \$1,320—			
Alaska game commissioner	1 850	1 850	
Salary range, \$900 to \$1,140; average, \$1,020—			
Alaska game commissioners	3 700	3 700	
Total average number of regular employees	19 1/2	20 1/2	14 1/2
Total salaries and wages, regular employees	42,133.00	45,433.00	36,129.08
Temporary employees at salaries ranging from \$60 to \$2,400 per year	25	20	9
Total salaries and wages, temporary employees	6,772.00	4,000.00	4,158.57
Total number of employees, field service	44 1/2	40 1/2	23 1/2
Total salaries and wages, field service	48,905.00	49,433.00	40,287.65
The difference between 1927 and 1926 is due to decrease in force, \$528.			
1 Total personal services	51,905.00	53,100.00	44,912.62
Supplies and materials:			
0200 Stationery and office supplies	750.00	650.00	494.20
0220 Scientific supplies	75.00	75.00	80.58
0230 Fuel	1,100.00	700.00	539.35
0250 Forage and other supplies for animals	2,500.00	2,500.00	1,803.49
0270 Powder, projectiles, explosives, etc.	15.00	15.00	11.60
0280 Sundry supplies	60.00	60.00	45.84
2 Total supplies and materials	4,500.00	4,000.00	2,975.06
4 Subsistence and care of animals	350.00	350.00	309.30
Communication service:			
0500 Telegraph service	350.00	350.00	178.64
0510 Telephone service	130.00	130.00	96.04
0520 Other communication service	35.00	35.00	16.50
5 Total communication service	515.00	515.00	289.18
6 Travel expenses	17,564.00	18,934.00	12,649.44
Transportation of things (service)	1,200.00	1,200.00	936.53
Printing and binding	805.00	1,255.00	45.38
Furnishing of heat, light, and power	30.00	30.00	19.19
Rents	1,200.00	1,200.00	1,093.34
Special and miscellaneous current expenses	103.00	103.00	87.40

Estimates of appropriations required for the service of the fiscal year ending June 30, 1927—Continued

General object (title of appropriation), date of acts, references to Statutes at Large, or to Revised Statutes, and estimated amount required for each detailed object				Total amount to be appropriated under each head of appropriation	Amount appropriated for the fiscal year ending June 30, 1926
<i>General Expenses, Bureau of Biological Survey—Continued.</i>					
	Estimated expenditures, 1927 appropriation	Estimated expenditures, 1926 appropriation	Expended and obligated, 1925		
Equipment:					
3010 Furniture, furnishings, and fixtures	\$850.00	\$850.00	\$769.47		
3020 Scientific equipment	900.00	900.00	2,947.27		
3040 Livestock	150.00	150.00	110.00		
3050 Other equipment	9,028.00	9,305.76	2,699.46		
30 Total equipment	11,828.00	11,205.76	6,526.20		
Reserve		2,500.00			
Total	90,000.00	94,392.76	69,843.64		
<p>NOTE.—The expenditures shown in column for 1926 in excess of the amount appropriated are the amounts of reappropriated balances remaining from prior acts appropriating money for the fiscal year 1924. (See Alaska game law.)</p> <p>For general administrative expenses connected with the above-mentioned lines of work, including cooperation with other Federal bureaus, departments, boards, and commissions, on request from them (<i>acts May 25, 1900, vol. 31, p. 187; Mar. 4, 1909, vol. 35, pp. 1104, 1137, and 1138; Mar. 4, 1913, vol. 37, pp. 847, 848; Feb. 10, 1925, vol. 43, pp. 841-842</i>)</p>				\$11,000.00	
	Estimated expenditures, 1927 appropriation	Estimated expenditures, 1926 appropriation	Expended and obligated, 1925		
Departmental service:					
Salaries—					
Professional and scientific service—					
Grade 4, \$3,800 to \$5,000; average, \$4,400—	Average—	Average—	Average—		
Biologist	No. Salary	No. Salary	No. Salary		
	1 4,200	1 4,200	1 3,900		
Clerical, administrative, and fiscal service—					
Grade 12, \$5,200 to \$6,000; average, \$5,600—					
Senior administrative officer (assistant chief of bureau)	1 5,400	1 5,400	1 5,400		
Grade 9, \$3,000 to \$3,600; average, \$3,300—					
Senior administrative assistant (assistant in operations)	1 3,300	1 3,300	1 3,100		
Grade 8, \$2,700 to \$3,300; average, \$3,000—					
Administrative assistant			1 2,900		
Grade 6, \$2,100 to \$2,700; average, \$2,400—					
Principal clerk			1 2,500		
01 Total average number of employees	1 1/2	1 1/2	2 1/2		
Total salaries, departmental service	8,500.00	8,500.00	8,404.17		
Supplies and materials:					
0200 Stationery and office supplies	250.00	250.00	271.80		
0220 Scientific supplies			1.35		
0280 Sundry supplies			4.05		
02 Total supplies and materials	250.00	250.00	277.20		
Communication service:					
0500 Telegraph service	60.00	60.00	57.78		
0510 Telephone service	175.00	175.00	175.97		
0520 Other communication service	50.00	50.00	50.60		
05 Total communication service	285.00	285.00	284.35		
Travel expenses:					
0615 Transportation	1,000.00	1,000.00	1,071.48		
0616 Subsistence	300.00	300.00	390.01		
06 Total travel expenses	1,300.00	1,300.00	1,461.49		
07 Transportation of things	50.00	50.00	56.34		
08 Photo prints	5.00	5.00	5.81		
13 Special and miscellaneous expenses	35.00	35.00	33.56		
Equipment:					
3010 Furniture, furnishings, and fixtures	525.00	325.00	553.58		
3020 Scientific equipment	40.00	40.00	43.68		
3050 Other equipment	10.00	10.00	22.40		
30 Total equipment	575.00	375.00	619.66		
Reserve		200.00			
Total	11,000.00	11,000.00	11,142.58		
In all, general expenses				\$791,200.00	\$866,400.00

Estimates of appropriations required for the service of the fiscal year ending June 30, 1927—Continued

General object (title of appropriation), date of acts, references to Statutes at Large, or to Revised Statutes, and estimated amount required for each detailed object				Total amount to be appropriated under each head of appropriation	Amount appropriated for the fiscal year ending June 30, 1926
Upper Mississippi River Wild Life Refuge— For the acquisition of areas of land or land and water pursuant to the act entitled, "An act to establish the Upper Mississippi River Wild Life and Fish Refuge," approved June 7, 1924, and amendment thereto approved March 4, 1925, and for all necessary expenses incident thereto, including the employment of persons and means in the city of Washington and elsewhere, [\$375,000 (of which \$75,000 shall be immediately available)] \$5,000, being part of the sum of \$1,500,000 authorized to be appropriated for such purpose by section 10 of said act; and for all necessary expenses of the Secretary of Agriculture authorized [to be appropriated for] by section 9 of said act, [\$25,000,] \$20,000; [to be immediately available;] in all, [\$400,000] \$25,000, which shall be available until expended: <i>Provided</i> , That the Secretary of Agriculture may incur obligations and enter into contracts for the acquisition of additional areas to an amount which, inclusive of the [\$375,000 hereby] amounts heretofore and herein appropriated, shall not exceed a total of \$1,500,000, and such contracts shall be deemed [a] contractual obligations of the Federal Government (act June 7, 1924, vol. 43, pp. 650-652; Public Resolution No. 70, 68th Congress, vol. 43, p. 1354)				\$25, 000. 00	\$400, 000. 00
Departmental service:		Estimated expenditures, 1927 appropriation	Estimated expenditures, 1926 appropriation	Expended and obligated, 1925	
Salaries		Average—	Average—	Average—	
Professional and scientific service—		No. Salary	No. Salary	No. Salary	
Grade 4, \$3,800 to \$5,000; average, \$4,400—		1/2 \$3, 800	1/2 \$3, 800		
Biologist.....					
Clerical, administrative, and fiscal service—					
Grade 4, \$1,680 to \$2,040; average, \$1,860—		1/2 1, 680			
Clerk.....					
Total average number of employees.....	1	2, 172	1/2 1, 219		
Total salaries, departmental service.....					
The difference between 1927 and 1926 is due to increase in force, \$953.					
Field service:					
Salaries and wages—					
Salary range \$3,800 to \$5,000; average, \$4,400—					
Supervisor.....	1	4, 600	1 1/2 4, 600		
Land valuation engineer.....	1	4, 000	1 1/2 4, 000		
Salary range \$1,860 to \$2,400; average, \$2,111.42—					
Engineer.....	1	1, 860	1/2 1, 860		
Warden.....	2	1, 860	1 1/2 1, 860		
Junior biologist.....	1/2	1, 860	1/2 1, 860		
Clerk.....	1	2, 040	1 1/2 2, 040		
Total average number of regular employees.....	6 1/2	16, 840. 00	4 1/2 12, 982. 00		
Total salaries and wages, regular employees.....					
Temporary employees at salaries ranging from \$3 to \$15 per diem.....			30		
Total salaries and wages, temporary employees.....			7, 162. 84		
Total number of employees, field service.....	6 1/2	16, 840. 00	34 1/2 20, 144. 84		
Total salaries and wages, field service.....					
The difference between 1927 and 1926 is due to decrease in force, \$3,304.84					
01 Total personal services.....		19, 012. 00	21, 363. 84		
Supplies and materials:					
0200 Stationery and office supplies.....		150. 00	250. 00		
0220 Scientific supplies.....		100. 00	100. 00		
02 Total supplies and materials.....		250. 00	350. 00		
Communication service:					
0500 Telegraph service.....		100. 00	100. 00	15. 78	
0510 Telephone service.....		25. 00	25. 00		
0520 Other communication service.....		10. 00	10. 00		
05 Total communication service.....		135. 00	135. 00	15. 78	
06 Travel expenses.....		4, 100. 00	5, 000. 00	104. 38	
07 Transportation of things.....		100. 00	100. 00		
11 Rents.....			600. 00		
Equipment:					
3010 Furniture, furnishings, and fixtures.....		200. 00	500. 00		
3020 Scientific equipment.....		100. 00	500. 00		
3050 Other equipment.....		1, 103. 00	7, 081. 00		
30 Total equipment.....		1, 403. 00	8, 081. 00		
31 Land and interests in land.....			364, 000. 00		
Reserve.....			250. 00		
Total.....		25, 000. 00	399, 879. 84	120. 16	
Total, Bureau of Biological Survey, [\$1,372,768] \$920,200, of which amount not to exceed [\$213,463] \$207,307 may be expended for personal services in the District of Columbia				920, 200. 00	1, 372, 768. 00

¹ Expended from the \$100,000 made immediately available of the \$400,000 appropriated by the agricultural act approved Feb. 10, 1925.

Estimates of appropriations required for the service of the fiscal year ending June 30, 1927—Continued

General object (title of appropriation), date of acts, references to Statutes at Large, or to Revised Statutes, and estimated amount required for each detailed object				Total amount to be appropriated under each head of appropriation	Amount appropriated for the fiscal year ending June 30, 1926
DIVISION OF ACCOUNTS AND DISBURSEMENTS					
NOTE.—This item has been transferred to the Office of the Secretary.					
LIBRARY, DEPARTMENT OF AGRICULTURE					
Salaries, Library, Department of Agriculture—					
Salaries: For librarian and other personal services in the District of Columbia in accordance with the classification act of 1923 (<i>act Feb. 10, 1925, vol. 43, p. 842</i>)				\$54,680.00	\$38,680.00
	Estimated expenditures, 1927 appropriation	Estimated expenditures, 1926 appropriation	Expended and obligated, 1925		
Departmental service:					
Salaries—					
Professional and scientific service—	<i>Average—</i>	<i>Average—</i>	<i>Average—</i>		
Grade 4, \$3,800 to \$5,000; average, \$4,400—	No. 1 Salary \$3,800	No. 1 Salary \$3,800	No. 1 Salary \$3,800		
Librarian (librarian of the department).....	1 3,200		1 3,100		
Grade 3, \$3,000 to \$3,800; average, \$3,300—					
Associate librarian (assistant librarian).....	1 3,000	1 3,000	1 3,000		
Associate librarian (chief, catalogue and order division).....	1 2,900	1 2,900	1 2,466		
Grade 2, \$2,400 to \$3,000; average, \$2,700—					
Assistant librarian (chief, periodical division).....	1 2,400	1 2,400	1 2,400		
Assistant librarian (assistant chief, catalogue and order division).....	1 2,400				
Assistant librarian (assistant chief, periodical division).....	1 2,400				
Assistant librarian (reference assistant).....	3 1/2 2,100	1 1/2 2,100	2 1,870		
Grade 1, \$1,860 to \$2,400; average, \$2,111.42—					
Junior librarians (cataloguers).....					
Subprofessional service—					
Grade 5, \$1,680 to \$2,040; average, \$1,860—					
Main library assistants.....	2 1,770	2 1,770	2 1,680		
Grade 4, \$1,500 to \$1,860; average, \$1,680—					
Library assistants.....	3 1,680	3 1,680	2 1/2 1,620		
Grade 3, \$1,320 to \$1,680; average, \$1,500—					
Junior library assistants.....	2 1,410	2 1,410	1 1/2 1,366		
Grade 2, \$1,140 to \$1,500; average, \$1,320—					
Minor library assistants.....	2 1,200	2 1,200	1 1/2 1,140		
Clerical, administrative, and fiscal service—					
Grade 5, \$1,860 to \$2,400; average, \$2,100—					
Senior clerk (secretary to librarian).....	1 2,100	1 2,100	1 2,100		
Grade 4, \$1,680 to \$2,040; average, \$1,860—					
Clerk (library accountant).....	1 1,920	1 1,920	1 1,880		
Clerk (translator).....	1 1,740	1 1,740	1 1,680		
Grade 3, \$1,500 to \$1,860; average, \$1,680—					
Assistant clerk.....	1 1,560	1 1,560	1 1,553		
Grade 1, \$1,140 to \$1,500; average, \$1,320—					
Under clerk.....	1 1,440	1 1,440	1 1,440		
Custodial service—					
Grade 3, \$1,020 to \$1,260; average, \$1,140—					
Messengers.....	2 1/2 1,140	2 1,080	2 1,030		
Grade 2, \$900 to \$1,140; average, \$1,020—					
Assistant messengers.....	2 960	1 1/2 960	3 900		
Junior laborers.....	2 1/2 920	2 1/2 920	3 1/2 900		
Grade 1, \$600 to \$780; average, \$690—					
Junior messenger.....	1 600	1 600			
Total average number of employees.....	30 1/2	24 1/2	25 1/2		
Total salaries, departmental service.....	54,680.00	38,680.00	39,799.96		
The difference between 1927 and 1926 is due to increase in force (employees transferred from bureaus), \$16,000.					

Estimates of appropriations required for the service of the fiscal year ending June 30, 1927—Continued

General object (title of appropriation), date of acts, references to Statutes at Large, or to Revised Statutes, and estimated amount required for each detailed object				Total amount to be appropriated under each head of appropriation	Amount appropriated for the fiscal year ending June 30, 1926
General Expenses, Library, Department of Agriculture— General expenses, Library: For books of reference, law books, technical and scientific books, [newspapers and] periodicals, and for expenses incurred in completing imperfect series; for the employment of additional assistants in the city of Washington and elsewhere; for official traveling expenses, and for library fixtures, library cards, supplies, and for all other necessary expenses [,\$29,500, of which amount not to exceed \$5,080 may be expended for personal services in the District of Columbia] (act Feb. 10, 1925, vol. 43, p. 842)-----				\$29, 500. 00	\$29, 500. 00
		Estimated expenditures, 1927 appropriation	Estimated expenditures, 1926 appropriation	Expended and obligated, 1925	
Departmental service:					
Salaries—					
Professional and scientific service—					
Grade 3, \$3,000 to \$3,600; average, \$3,300—		Average—	Average—	Average—	
Associate librarian (assistant librarian).....		No. Salary	No. Salary	No. Salary	
Associate librarian (chief, catalogue and order division).....				★ \$3,000	
Grade 2, \$2,400 to \$3,000; average, \$2,700—				★ 3,000	
Assistant librarian (chief, periodical division).....		★ \$2,900	★ \$2,900.	★ 2,400	
Assistant librarian (assistant chief, catalogue and order division).....		★ 2,400	★ 2,400		
Assistant librarian (assistant chief, periodical division).....				★ 2,400	
Assistant librarian (reference assistant).....				★ 2,400	
Grade 1, \$1,860 to \$2,400; average, \$2,111.42—					
Junior librarian.....		★ 2,100	★ 2,100	★ 1,997	
Subprofessional service—					
Grade 4, \$1,500 to \$1,800; average, \$1,680—				★ 1,500	
Library assistant.....					
Grade 3, \$1,320 to \$1,680; average, \$1,500—				★ 1,320	
Junior library assistant.....	1	1,380	1 1,380		
Grade 2, \$1,140 to \$1,500; average, \$1,320—				★ 1,140	
Minor library assistant.....					
Total average number of employees.....	2½		2½	3	
Total salaries, departmental service.....		4,880.00	5,080.00	6,194.51	
The difference between 1927 and 1926 is due to decrease in force, \$200.					
Supplies and materials:					
0200 Stationery and office supplies.....		500.00	500.00	492.11	
0220 Scientific and educational supplies.....		100.00	100.00	97.80	
0280 Sundry supplies.....		50.00	50.00	49.16	
02 Total supplies and materials.....		650.00	650.00	639.07	
Travel expenses:					
0615 Transportation.....		75.00	75.00		
0616 Subsistence.....		25.00	25.00		
06 Total travel expenses.....		100.00	100.00		
07 Transportation of things (service).....		125.00	125.00	130.12	
12 Repairs and alterations.....		525.00	525.00	526.96	
Equipment:					
3010 Furniture, furnishings, and fixtures.....		1,000.00	1,000.00	2,012.92	
3020 Educational, scientific, and recreational equipment.....		22,200.00	22,000.00	21,424.94	
3050 Other equipment.....		20.00	20.00	26.48	
30 Total equipment.....		23,220.00	23,020.00	23,464.34	
Total.....		29,500.00	29,500.00	30,955.00	
Total, Library, [,\$68,180] \$84,180, of which not to exceed [,\$43,760] \$59,660 may be expended for personal services in the District of Columbia-----				84, 180. 00	68, 180. 00

Estimates of appropriations required for the service of the fiscal year ending June 30, 1927—Continued

General object (title of appropriation), date of acts, references to Statutes at Large, or to Revised Statutes, and estimated amount required for each detailed object	Total amount to be appropriated under each head of appropriation		Amount appropriated for the fiscal year ending June 30, 1926
BUREAU OF PUBLIC ROADS			
Salaries, Bureau of Public Roads— For chief of bureau and other personal services in the District of Columbia in accordance with the classification act of 1923 and for personal services in the field (act Feb. 10, 1925, vol. 43, p. 842)			
	\$115,000.00		\$118,558.00
	Estimated expenditures, 1927 appropriation	Estimated expenditures, 1926 appropriation	Expended and obligated, 1925
Departmental service:			
Salaries—			
Professional and scientific service—	Average—	Average—	Average—
Grade 6, \$6,000 to \$7,500; average, \$6,750—	No. Salary	No. Salary	No. Salary
Chief of bureau.....	1 \$6,500	1 \$6,500	1 \$6,250
Grade 5, \$5,200 to \$6,000; average, \$5,600—			
Senior highway engineer.....	1 5,400	1 5,400	1 5,200
Senior drainage engineer.....			1 5,200
Grade 4, \$3,800 to \$5,000; average, \$4,400—			
Highway economist.....		1 4,400	1 4,200
Highway engineer.....		1 4,000	1 3,800
Drainage engineer.....		1 4,000	1 3,866
Agricultural engineer.....			1 3,800
Architect.....			1 3,800
Grade 3, \$3,000 to \$3,600; average, \$3,300—			
Associate highway engineer.....			1 3,150
Associate drainage engineer.....			1 3,000
Associate agricultural engineer.....	1 3,100	1 3,100	1 3,000
Associate highway economist.....		1 3,100	1 3,000
Associate hydraulic engineer.....			1 3,000
Associate refrigeration technologist.....			1 3,300
Associate statistical engineer.....		1 3,300	
Grade 2, \$2,400 to \$3,000; average, \$2,700—			
Assistant highway engineer.....		1 2,400	
Assistant irrigation engineer.....	1 2,500	1 2,500	1 2,500
Grade 1, \$1,860 to \$2,400; average, \$2,111.42—			
Junior highway engineer.....		1 2,020	1 1,960
Junior highway economist.....			1 1,860
Subprofessional service—			
Grade 7, \$2,100 to \$2,700; average, \$2,400—			
Principal draftsmen.....	2 2,450	2 2,450	1 2,450
Grade 6, \$1,860 to \$2,400; average, \$2,111.42—			
Senior engineer aid.....	1 2,100	1 2,100	1 2,100
Senior laboratory mechanic.....		1 2,300	1 2,300
Grade 5, \$1,680 to \$2,100; average, \$1,860—			
Highway draftsman.....		1 1,860	1 1,860
Mechanic.....	1 1,980	1 1,980	
Grade 3, \$1,320 to \$1,680; average, \$1,500—			
Junior draftsman.....	1 1,560	1 1,560	1 1,560
Junior scientific aid.....			1 1,320
Junior mechanic.....		1 1,680	1 1,680
Grade 1, \$900 to \$1,260; average, \$1,080—			
Minor scientific helper.....			1 1,080
Clerical, administrative, and fiscal service—			
Grade 11, \$3,800 to \$5,000; average, \$4,400—			
Administrative officer.....	1 3,800	1 3,800	1 3,800
Grade 8, \$2,700 to \$3,300; average, \$3,000—			
Assistant administrative officer.....	1 2,700	1 2,700	1 2,700
Grade 7, \$2,400 to \$3,000; average, \$2,700—			
Junior administrative assistants.....	3 2,800	3 2,800	1 2,800
Grade 6, \$2,100 to \$2,700; average, \$2,400—			
Principal clerk.....		1 2,250	1 2,250
Grade 5, \$1,860 to \$2,400; average, \$2,111.42—			
Senior clerk.....	1 2,166	1 2,166	1 2,080
Grade 4, \$1,680 to \$2,040; average, \$1,860—			
Clerks.....	6 1,719	6 1,719	7 1,835
Grade 3, \$1,500 to \$1,860; average, \$1,680—			
Assistant clerks.....	9 1,632	9 1,632	10 1,680
Grade 2, \$1,320 to \$1,680; average, \$1,500—			
Junior clerks.....	13 1,470	11 1,470	11 1,465
Grade 1, \$1,140 to \$1,500; average, \$1,320—			
Underclerks.....	2 1,325	2 1,325	4 1,325
Custodial service—			
Grade 8, \$1,860 to \$2,400; average, \$2,111.42—			
Senior custodian.....	1 2,400	1 2,400	1 2,400
Grade 7, \$1,680 to \$2,040; average, \$1,860—			
Custodian (mechanician).....	1 1,920	1 1,920	1 1,920
Grade 4, \$1,140 to \$1,500; average, \$1,320—			
Undercustodian.....		1 1,380	1 1,380
Grade 3, \$1,020 to \$1,260; average, \$1,140—			
Minor custodians.....	2 1,100	2 1,100	6 1,015
Grade 2, \$900 to \$1,140; average, \$1,020—			
Assistant messenger.....	1 900	1 900	
Office laborers.....	1 1,000	1 1,000	8 950
Office laborers (charwomen, \$0.40 hr.).....	1 450	1 450	11 420
Grade 1, \$600 to \$780; average, \$690—			
Junior messenger.....	1 600	1 600	1 675
Total average number of employees.....	53 1/2	51 1/2	75 1/2
Total salaries, departmental service.....	103,745.00	103,503.00	113,470.31
The difference between 1927 and 1926 is due to increase in force—\$242.			

Estimates of appropriations required for the service of the fiscal year ending June 30, 1927—Continued

General object (title of appropriation), date of acts, references to Statutes at Large, or to Revised Statutes, and estimated amount required for each detailed object	Total amount to be appropriated under each head of appropriation	Amount appropriated for the fiscal year ending June 30, 1926
--	--	--

Salaries, Bureau of Public Roads—Continued.

	Estimated expenditures, 1927 appropriation		Estimated expenditures, 1926 appropriation		Expended and obligated, 1925	
	<i>Average—</i>		<i>Average—</i>		<i>Average—</i>	
	No.	Salary	No.	Salary	No.	Salary
Field service:						
Salary range, \$1,320 to \$1,680; average, \$1,500—						
Junior clerks.....	6	\$1,404	9	\$1,404	4½	\$1,404
Salary range, \$780 to \$1,020; average, \$900—						
Assistant messengers.....	1½	870	1½	870	1½	870
Salary range, \$600 to \$780; average, \$690—						
Junior messenger.....	1	660	1	660	1	660
Total average number of employees, field service.....	8½		11½		7½	
Total salaries, field service.....		11,285.00		14,555.00		8,620.83
The difference between 1927 and 1926 is due to decrease in force—\$3,300.						
Reserve.....				500.00		
01 Total personal services.....		115,000.00		118,558.00		122,091.14

General Expenses, Bureau of Public Roads—

For salaries and the employment of labor in the city of Washington and elsewhere, supplies, office fixtures, apparatus, traveling and all other necessary expenses, for conducting investigations and experiments, and for collating, reporting, and illustrating the results of same, and for preparing, publishing, and distributing bulletins and reports, as follows: *Provided*, That no part of these appropriations shall be expended for the rent or purchase of road-making machinery, except such as may be necessary for field experimental work as hereinafter provided for (*acts Mar. 3, 1905, vol. 33, p. 882; Feb. 10, 1925, vol. 43, pp. 842, 843*):

For inquiries in regard to systems of road management and economic studies of highway construction, operation, maintenance, and value, either independently or in cooperation with the State highway departments and other agencies, and for giving expert advice on these subjects, [\$61,350] (*same acts*)

\$55,000.00

	Estimated expenditures, 1927 appropriation		Estimated expenditures, 1926 appropriation		Expended and obligated, 1925	
	<i>Average—</i>		<i>Average—</i>		<i>Average—</i>	
	No.	Salary	No.	Salary	No.	Salary
Departmental service:						
Salaries—						
Professional and scientific service—						
Grade 5, \$5,200 to \$6,000; average, \$5,600—						
Senior economist analyst.....	1	\$5,400	1	\$5,383	1	\$5,200
Grade 4, \$3,800 to \$5,000; average, \$4,400—						
Economic analyst.....	1	3,800	½	3,800	½	4,000
Grade 3, \$3,000 to \$3,600; average, \$3,300—						
Associate economic analyst.....	1	3,000	1	3,000	1½	3,000
Grade 2, \$2,400 to \$3,000; average, \$2,700—						
Assistant economic analysts.....	3	2,466	3	2,461	2½	2,400
Grade 1, \$1,800 to \$2,400; average, \$2,111.42—						
Junior economic analyst.....	1	2,100	1	2,085	1½	1,972
Clerical, administrative, and fiscal service—						
Grade 3, \$1,500 to \$1,800; average, \$1,680—						
Assistant clerk.....			½	1,500	4½	1,500
Grade 2, \$1,320 to \$1,680; average, \$1,500—						
Junior clerk.....			½	1,380	5	1,392
Total average number of employees.....	7		7½		16½	
Total salaries, departmental service.....		21,760.00		21,760.00		35,859.97
Field service:						
Temporary employees at salaries ranging from \$1,800 to \$2,500 per year.....	80		85		85	
Total salaries, and wages, temporary employees, field service.....		23,049.00		29,399.00		16,218.68
The difference between 1927 and 1926 is due to decrease in force (temporary employees)—\$6,350.						
01 Total personal services.....		44,809.00		51,159.00		52,078.65
Supplies and materials:						
0200 Stationery and office supplies.....		400.00		400.00		381.04
0220 Scientific and educational supplies.....		65.00		65.00		60.13
0280 Sundry supplies.....		5.00		5.00		5.14
0290 Materials.....		100.00		100.00		103.24
02 Total supplies and materials.....		570.00		570.00		546.55
Communication service:						
0500 Telegraph service.....		75.00		75.00		73.72
0510 Telephone service.....		45.00		45.00		43.60
0520 Other communication service.....		1.00		1.00		.38
05 Total communication service.....		121.00		121.00		117.70
06 Travel expenses.....		9,000.00		7,000.00		7,510.42
07 Transportation of things (service).....		115.00		115.00		112.18

Estimates of appropriations required for the service of the fiscal year ending June 30, 1927—Continued

General object (title of appropriation), date of acts, references to Statutes at Large, or to Revised Statutes, and estimated amount required for each detailed object

Total amount to be appropriated under each head of appropriation

Amount appropriated for the fiscal year ending June 30, 1926

General Expenses, Bureau of Public Roads—Continued.

	Estimated expenditures, 1927 appropriation	Estimated expenditures, 1926 appropriation	Expended and obligated, 1925
Printing and binding:			
0630 Stenographic work, typewriting, multigraphing (job work).....	\$30.00	\$30.00	\$29.55
0630 Photographing and making photographs and prints.....	45.00	45.00	42.60
06 Total printing and binding.....	75.00	75.00	72.15
Equipment:			
3010 Furniture, furnishings, and fixtures.....	115.00	115.00	114.91
3020 Educational, scientific, and recreational equipment.....	85.00	85.00	87.43
3060 Other equipment.....	110.00	110.00	108.49
30 Total equipment.....	310.00	310.00	310.83
Reserve.....		2,000.00	
Total.....	55,000.00	61,350.00	60,748.48

For investigations of the best methods of road making, especially by the use of local materials; for studying the types of mechanical plants and appliances used for road building and maintenance; for studying methods of road repair and maintenance suited to the needs of different localities; for maintenance and repairs of experimental highways, including the purchase of materials and equipment; for furnishing expert advice on these subjects; and for the employment of assistants and labor, [\$82,951] (*acts Mar. 3, 1905, vol. 33, p. 882; Feb. 10, 1925, vol. 43, pp. 842, 843*)

\$65,000.00

	Estimated expenditures, 1927 appropriation	Estimated expenditures, 1926 appropriation	Expended and obligated, 1925
Departmental service:			
Salaries—			
Professional and scientific service—			
Grade 5, \$5,200 to \$5,000; average, \$5,600—			
Senior highway engineer.....	Average— No. Salary	Average— No. Salary	Average— No. Salary
Grade 4, \$3,900 to \$5,000; average, \$4,400—			
Highway engineers.....	2 \$3,900	2 \$3,900	3½ 4,000
Grade 3, \$3,000 to \$3,600; average, \$3,300—			
Associate highway engineers.....			2½ 3,100
Grade 2, \$2,400 to \$3,000; average, \$2,700—			
Assistant highway engineers.....	2 2,400	2 2,400	1½ 2,050
Grade 1, \$1,860 to \$2,400; average, \$2,111.42—			
Junior highway engineers.....	5 2,004	5 2,004	6 1,949
Subprofessional service—			
Grade 8, \$2,400 to \$3,000; average, \$2,700—			
Chief draftsman.....			½ 2,400
Grade 7, \$2,100 to \$2,700; average, \$2,400—			
Superintendent road construction.....	1 2,700	1 2,700	1 2,700
Grade 6, \$1,860 to \$2,400; average, \$2,111.42—			
Senior highway draftsman.....			½ 2,066
Grade 5, \$1,680 to \$2,040; average, \$1,860—			
Engineer draftsman.....			½ 1,800
Clerical, administrative, and fiscal service—			
Grade 9, \$3,000 to \$3,600; average, \$3,300—			
Senior administrative officer.....			½ 3,000
Grade 6, \$2,100 to \$2,700; average, \$2,400—			
Principal clerk.....			½ 2,400
Grade 5, \$1,860 to \$2,400; average, \$2,111.42—			
Senior clerk.....			½ 1,980
Grade 4, \$1,680 to \$2,040; average, \$1,860—			
Clerk.....			1½ 1,842
Grade 3, \$1,500 to \$1,860; average, \$1,680—			
Assistant clerk.....			½ 1,560
Grade 2, \$1,320 to \$1,680; average, \$1,500—			
Junior clerk.....			½ 1,480
Grade 1, \$1,140 to \$1,500; average, \$1,320—			
Underclerks.....			1½ 1,360
Custodial service—			
Grade 4, \$1,140 to \$1,500; average, \$1,320—			
Undercustodian.....	1 1,260	1 1,260	1½ 1,320
Total average number of employees.....	11	11	22½
Total salaries, departmental service.....	26,611.00	26,611.00	53,239.15
Field service:			
Total temporary employees at salaries ranging from \$2.50 to \$12.50 per day and \$150 to \$175 per month.....	30	40	10
Total salaries and wages, temporary employees, field service.....	23,794.00	36,755.00	6,560.08
The difference between 1927 and 1926 is due to decrease in force (temporary employees) \$12,951.			
01 Total personal services.....	50,405.00	63,366.00	59,799.23

Estimates of appropriations required for the service of the fiscal year ending June 30, 1927—Continued

General object (title of appropriation), date of acts, references to Statutes at Large, or to Revised Statutes, and estimated amount required for each detailed object				Total amount to be appropriated under each head of appropriation	Amount appropriated for the fiscal year ending June 30, 1926
General Expenses, Bureau of Public Roads—Continued.					
	Estimated expenditures, 1927 appropriation	Estimated expenditures, 1926 appropriation	Expended and obligated, 1925		
Supplies and materials:					
0200 Stationery and office supplies.....	\$60.00	\$60.00	\$60.61		
0220 Scientific and educational supplies.....	60.00	60.00	66.19		
0280 Sundry supplies.....	250.00	250.00	239.53		
0290 Materials.....	6,700.00	6,700.00	6,691.37		
02 Total supplies and materials.....	7,070.00	7,070.00	7,050.70		
04 Subsistence and care of animals, and storage and care of vehicles (service).....	20.00	20.00	18.98		
Communication service:					
0500 Telegraph service.....	25.00	25.00	25.77		
0510 Telephone service.....	6.00	6.00	5.85		
0520 Other communication service.....	5.00	5.00	3.50		
05 Total communication service.....	36.00	36.00	35.12		
06 Travel expenses.....	4,600.00	4,600.00	9,594.05		
07 Transportation of things (service).....	40.00	40.00	38.88		
Printing and binding:					
0820 Stenographic work, typewriting, multigraphing and mimeographing (job work).....	5.00	5.00	5.07		
0830 Photographing and making photographs and prints.....	15.00	15.00	14.72		
08 Total printing and binding.....	20.00	20.00	19.79		
11 Rents.....	1,500.00	1,500.00	1,468.14		
Equipment:					
3010 Furniture, furnishings, and fixtures.....	9.00	9.00	8.81		
3020 Educational, scientific, and recreational equipment.....	250.00	250.00	251.50		
3050 Other equipment.....	1,050.00	1,050.00	1,024.03		
30 Total equipment.....	1,309.00	1,309.00	1,284.34		
Reserve.....		5,000.00			
Total.....	65,000.00	82,961.00	79,299.23		

For investigating and reporting upon the utilization of water in farm irrigation, including the best methods to apply in practice; the different kinds of power and appliances; the flow of water in ditches, pipes, and other conduits; the duty, apportionment, and measurement of irrigation water, the customs, regulations, and laws affecting irrigation; for investigating and reporting upon farm drainage and upon the drainage of swamp and other wet lands which may be made available for agricultural purposes; for preparing plans for the removal of surplus water by drainage; for the development of equipment for farm irrigation and drainage and for giving expert advice and assistance; for field experiments and investigations and the purchase and installation of equipment for experimental purposes; for the preparation and illustration of reports and bulletins; for investigating farm domestic water supply and drainage disposal, the construction of farm buildings and other rural engineering problems involving mechanical principles, including the erection of such structures outside of the District of Columbia as may be necessary for experimental purposes only; for rent outside the District of Columbia; the employment of assistants and labor in the city of Washington and elsewhere; and for supplies and all other necessary expenses, [\$207,170] (acts Mar. 3, 1905, vol. 33, p. 882; Feb. 10, 1925, vol. 43, pp. 842, 843)...

\$197,170.00

	Estimated expenditures, 1927 appropriation	Estimated expenditures, 1926 appropriation	Expended and obligated, 1925
Departmental service:			
Professional and scientific service—			
Grade 5, \$5,200 to \$6,000; average, \$5,600—			
Senior drainage engineer.....	Average— No. 1½ Salary \$5,400	Average— No. 1½ Salary \$5,400	Average— No. 1½ Salary \$5,200
Grade 4, \$3,800 to \$5,000; average, \$4,400—			
Drainage engineers.....	5 3,920	5 3,920	3½ 3,850
Grade 3, \$3,000 to \$3,600; average, \$3,300—			
Associate drainage engineers.....	4 3,075	4 3,075	4½ 3,075
Grade 2, \$2,400 to \$3,000; average, \$2,700—			
Assistant drainage engineers.....	2 2,450	2 2,450	1½ 2,500
Grade 1, \$1,800 to \$2,400; average, \$2,111.42—			
Junior mechanical engineer.....	1 2,100	1 2,100	1½ 1,860
Subprofessional service—			
Grade 7, \$2,100 to \$2,700; average, \$2,400—			
Principal draftsmen.....	1½ 2,450	1½ 2,450	1½ 2,450
Grade 6, \$1,800 to \$2,400; average, \$2,111.42—			
Senior engineering aid.....	1 2,100	1 2,100	1½ 2,100
Senior laboratory mechanic.....	1 2,300	1 2,300	1½ 2,300
Grade 5, \$1,680 to \$2,040; average, \$1,860—			
Draftsmen.....			1½ 1,880
Grade 3, \$1,320 to \$1,680; average, \$1,500—			
Junior draftsman.....	1 1,560	1 1,560	1½ 1,440
Grade 2, \$1,140 to \$1,500; average, \$1,320—			
Under scientific aid.....			1½ 1,280

Estimates of appropriations required for the service of the fiscal year ending June 30, 1927—Continued

General object (title of appropriation), date of acts, references to Statutes at Large, or to Revised Statutes, and estimated amount required for each detailed object				Total amount to be appropriated under each head of appropriation		Amount appropriated for the fiscal year ending June 30, 1926	
General Expenses, Bureau of Public Roads—Continued.							
	Estimated expenditures, 1927 appropriation	Estimated expenditures, 1926 appropriation	Expended and obligated, 1925				
Departmental service—Continued.							
Clerical, administrative, and fiscal service—							
Grade 3, \$1,500 to \$1,860; average, \$1,680—	Average— No. Salary	Average— No. Salary	Average— No. Salary				
Assistant clerk							
Grade 2, \$1,320 to \$1,680; average, \$1,500—							
Junior clerks	2 \$1,420	3 \$1,420	1 1,368				
Grade 1, \$1,140 to \$1,500; average, \$1,320—							
Under clerk		1 1,380	1 1,368				
Custodial service—							
Grade 3, \$1,020 to \$1,260; average \$1,140—							
Minor custodial			1 1,260				
Total average number of employees	18½	20½	13½				
Total salaries, departmental service	53,292.00	56,080.00	40,343.97				
The difference between 1927 and 1926 is due to decrease in force, \$2,788.							
Field service:							
Salaries and wages—							
Salary range, \$5,200 to \$6,000; average, \$5,600—							
Senior irrigation engineer	1 5,200	1 5,200	1 5,200				
Salary range, \$3,800 to \$5,000; average, \$4,400—							
Senior irrigation engineer	1 4,500	1 4,500	1 4,500				
Drainage engineers	3 4,066	3 4,066	1 4,000				
Salary range, \$3,300 to \$3,900; average, \$3,600—							
Drainage engineers	3 3,800	3 3,800	4½ 3,800				
Irrigation engineers	5 3,800	5 3,800	4½ 3,800				
Salary range, \$3,000 to \$3,600; average, \$3,300—							
Associate drainage engineers	4 3,050	4 3,050	4½ 3,000				
Associate irrigation engineers	3 3,000	3 3,000	5½ 3,000				
Associate irrigation economists	2 3,000	2 3,000	2 3,000				
Salary range, \$1,860 to \$2,400; average, \$2,111.42—							
Junior drainage engineers	3½ 1,935	4 1,935	3½ 1,875				
Junior irrigation engineer	1 1,920	1 1,920					
Principal mechanic	1 2,100	1 2,100	1 2,100				
Salary range, \$1,680 to \$2,040; average, \$1,860—							
Clerk	1 1,680	1 1,680	1 1,680				
Associate valuation engineer	1½ 1,680	1 1,680	1½ 1,680				
Associate irrigation engineer	1 1,500	1 1,500	1 1,350				
Salary range, \$1,320 to \$1,680; average, \$1,500—							
Junior clerk	1 1,440	1 1,440	1 1,440				
Total average number of regular employees	31½	32	31½				
Total salaries and wages, regular employees	96,433.00	97,645.00	94,837.50				
Total temporary employees at salaries ranging from \$2.50 to \$12.50 per day and \$150 to \$175 per month	20	20	40				
Total salaries and wages, temporary employees	6,100.00	6,100.00	12,033.57				
Total number of employees, field service	51½	52	71½				
Total salaries and wages, field service	102,533.00	103,745.00	106,871.07				
The difference between 1927 and 1926 is due to decrease in force, \$1,212.							
01 Total personal services	155,825.00	159,825.00	147,215.04				
Supplies and materials:							
0200 Stationery and office supplies	1,000.00	1,000.00	973.94				
0220 Scientific and educational supplies	1,100.00	1,100.00	1,099.55				
0230 Fuel	40.00	40.00	38.07				
0280 Sundry supplies	550.00	1,550.00	547.51				
0290 Materials	2,350.00	2,350.00	2,385.38				
02 Total supplies and materials	5,040.00	6,040.00	5,044.45				
04 Subsistence and care of animals, and storage and care of vehicles (service)	70.00	70.00	69.14				
Communication service:							
0500 Telegraph service	315.00	1,315.00	315.08				
0510 Telephone service	790.00	790.00	781.38				
0520 Other communication service	60.00	60.00	55.05				
05 Total communication service	1,165.00	2,165.00	1,151.51				
06 Travel expenses	23,225.00	25,225.00	23,005.38				
07 Transportation of things (service)	1,650.00	1,650.00	1,647.26				
Printing and binding:							
0820 Stenographic work, typewriting and mimeographing (job work)	20.00	20.00	16.80				
0830 Photographing and making photographs and prints	450.00	450.00	446.73				
08 Total printing and binding	470.00	470.00	463.53				
10 Furnishing of heat, light, power, water, and electricity (service)	300.00	300.00	290.25				

Estimates of appropriations required for the service of the fiscal year ending June 30, 1927—Continued

General object (title of appropriation), date of acts, references to Statutes at Large, or to Revised Statutes, and estimated amount required for each detailed object				Total amount to be appropriated under each head of appropriation	Amount appropriated for the fiscal year ending June 30, 1926
General Expenses, Bureau of Public Roads—Continued.					
	Estimated expenditures, 1927 appropriation	Estimated expenditures, 1926 appropriation	Expended and obligated, 1925		
Rents:					
1100 Rent of buildings and structures.....	\$300.00	\$300.00	\$296.57		
1110 Other rents.....	150.00	150.00	135.95		
11 Total rents.....	450.00	450.00	432.52		
Equipment:					
3000 Passenger-carrying vehicles.....	1,350.00	1,350.00	1,342.05		
3010 Furniture, furnishings, and fixtures.....	1,125.00	1,125.00	1,124.98		
3020 Educational, scientific, and recreational equipment.....	3,500.00	3,500.00	3,466.09		
3050 Other equipment.....	3,000.00	3,000.00	2,987.52		
30 Total equipment.....	8,975.00	8,975.00	8,920.64		
Reserve.....		2,000.00			
Total.....	197,170.00	207,170.00	188,239.72		
<p>The Secretary of Agriculture is authorized to expend not to exceed \$15,000 of the administrative fund provided by the Federal aid road act of July 11, 1916, as amended, for supervising the preparation, distribution, and use of picric acid, trinitrotoluol, trojan powder, and such other surplus war explosives as may be made available for use in clearing stumps and stones from agricultural land, independently or in cooperation with agricultural colleges and other agencies, and for investigating and reporting upon the results obtained from the use of the explosives: <i>Provided</i>, That expenditures hereunder shall be reimbursed to the administrative fund by charge to other Federal activities, agricultural colleges, or other agencies to which the explosives are distributed (<i>act Feb. 10, 1925, vol. 43, p. 842</i>).</p> <p>[For general administrative expenses connected with the above-mentioned lines of investigations and experiments, \$14,935.]</p>					
	Estimated expenditures, 1927 appropriation	Estimated expenditures, 1926 appropriation	Expended and obligated, 1925		
Departmental service:					
Salaries—					
Professional and scientific service—		<i>Average—</i>	<i>Average—</i>		
Grade 5, \$5,200 to \$6,000; average, \$5,600—		No. Salary	No. Salary		
Senior drainage engineer.....		1 \$5,383	1 \$5,200		
Grade 4, \$3,800 to \$5,000; average, \$4,400—					
Drainage engineer.....		1 4,000	1 4,000		
Agricultural engineer.....		1 3,800	1 3,800		
01 Total average number of employees.....		1 3,800.00	1 3,433.34		
Supplies and materials:					
0200 Stationery and office supplies.....		20.00	2.75		
0290 Materials.....		20.00	29.29		
02 Total supplies and materials.....		40.00	32.04		
Communication service:					
0500 Telegraph service.....		45.00	45.37		
0510 Telephone service.....		3,100.00	2,621.69		
05 Total communication service.....		3,145.00	2,667.06		
06 Travel expenses.....		1,000.00	972.26		
07 Transportation of things (service).....		2,900.00	2,857.34		
10 Furnishing of heat, light, power, water, and electricity (service).....		4,000.00	3,797.16		
13 Special and miscellaneous current expenses.....		50.00	16.85		
Total.....		14,935.00	13,776.05		
In all, general expenses.....				\$317,170.00	\$366,406.00
Total, Bureau of Public Roads, [\$484,964] \$432,170, of which amount not to exceed [\$211,754] \$205,408 may be expended for personal services in the District of Columbia.....				432,170.00	484,964.00

Estimates of appropriations required for the service of the fiscal year ending June 30, 1927—Continued

General object (title of appropriation), date of acts, references to Statutes at Large, or to Revised Statutes, and estimated amount required for each detailed object				Total amount to be appropriated under each head of appropriation	Amount appropriated for the fiscal year ending June 30, 1926
BUREAU OF AGRICULTURAL ECONOMICS					
Salaries, Bureau of Agricultural Economics— For chief of bureau and other personal services in the District of Columbia, in accordance with the classification act of 1923, and for personal services in the field (<i>act Feb. 10, 1925, vol. 43, p. 844</i>)				\$1, 150, 000. 00	\$1, 162, 666. 00
	Estimated expenditures, 1927 appropriation		Estimated expenditures, 1926 appropriation		Expended and obligated, 1925
Departmental service:					
Salaries—					
Professional and scientific service—					
Grade 6, \$6,000 to \$7,500; average, \$6,750—					
Chief economic analyst	Average— No. 1	Average— Salary \$6,000	Average— No. 1	Average— Salary \$6,000	Average— No. 1
Subprofessional service—					
Grade 5, \$1,680 to \$2,040; average, \$1,860—					
Library assistants	2	1,770	2	1,770	1
Grade 4, \$1,500 to \$1,860; average, \$1,680—					
Junior library assistant	1	1,560	1	1,560	1
Assistant scientific aid					
Grade 3, \$1,320 to \$1,680; average, \$1,500—					
Junior scientific aids	2	1,380	2	1,380	2
Grade 1, \$900 to \$1,260; average, \$1,080—					
Minor scientific helper	1	1,140	1	1,140	1
Clerical, administrative, and fiscal service—					
Grade 9, \$3,000 to \$3,600; average, \$3,300—					
Senior administrative assistant	1	3,000	1	3,000	1
Grade 7, \$2,400 to \$3,000; average, \$2,700—					
Junior administrative assistants	3	2,800	3	2,800	3
Grade 6, \$2,100 to \$2,700; average, \$2,400—					
Principal clerks	2	2,250	2	2,250	2
Grade 5, \$1,860 to \$2,400; average, \$2,111.42—					
Senior office draftsmen	2	2,010	2	2,010	2
Senior clerks	15	2,159	15	2,159	16
Senior clerks (supervising telegrapher)	2	1,860	2	1,860	2
Grade 4, \$1,680 to \$2,040; average, \$1,860—					
Clerks	66	1,845	66	1,845	66
Office draftsmen	4	1,710	4	1,710	3
Telegraphers	9	1,753	9	1,753	10
Head operator, office devices					
Grade 3, \$1,500 to \$1,860; average, \$1,680—					
Assistant clerks	145	1,592	145	1,592	144
Senior operators, office devices	2	1,620	2	1,620	6
Assistant photographer	1	1,500	1	1,500	1
Grade 2, \$1,320 to \$1,680; average, \$1,500—					
Junior clerks	154	1,421	154	1,421	155
Junior office draftsmen	6	1,530	6	1,530	5
Junior operators, office devices	7	1,406	7	1,406	2
Junior photographer					
Grade 1, \$1,140 to \$1,500; average, \$1,320—					
Underclerks	12	1,351	21	1,351	24
Underoperators, office devices	12	1,330	12	1,330	10
Custodial service:					
Grade 4, \$1,140 to \$1,500; average, \$1,320—					
Assistant foreman of laborers	1	1,320	1	1,320	1
Grade 3, \$1,020 to \$1,260; average, \$1,140—					
Senior laborers	15	1,068	15	1,068	20
Messengers	6	1,120	6	1,120	1
Grade 2, \$900 to \$1,140; average, \$1,020—					
Assistant messengers	7	917	7	917	4
Junior laborers	16	938	16	938	18
Junior laborers (part time)	11	417	12	417	11
Grade 1, \$600 to \$780; average, \$690—					
Junior messengers	21	686	21	686	20
Total number of employees	527		537		547
Total salaries, departmental service		785, 914. 00		798, 490. 00	
The difference between 1927 and 1926 is due to decrease in force, \$12,576.					806, 143. 65
Field service:					
Salaries and wages—					
Salary range, \$1,860 to \$2,400; average, \$2,111.42—					
Senior clerk	1	2,400	1	2,400	
Senior telegrapher	1	2,300	1	2,300	1
Salary range, \$1,680 to \$2,040; average, \$1,860—					
Clerks	8	1,890	8	1,890	6
Telegraphers	34	1,742	34	1,742	31
Salary range, \$1,500 to \$1,860; average, \$1,680—					
Assistant clerks	98	1,571	95	1,571	103
Salary range, \$1,320 to \$1,680; average, \$1,500—					
Junior clerks	70	1,382	70	1,382	73
Junior operatives	3	1,480	3	1,480	3
Salary range, \$1,140 to \$1,500; average, \$1,320—					
Underclerks	3	1,240	3	1,240	4
Underoperatives	6	1,270	6	1,270	1
Mimeograph operator	1	1,140	1	1,140	
Salary range, \$1,020 to \$1,260; average, \$1,140—					
Senior laborer	1	1,260	1	1,260	1
Salary range, \$900 to \$1,140; average, \$1,020—					
Assistant messengers	4	975	4	975	2
Junior laborers	7	926	7	926	5
Salary range, \$600 to \$780; average, \$690—					
Junior messengers	7	763	7	763	3
Total average number of regular employees	244		241		236
Total salaries and wages, regular employees		363, 649. 00		358, 936. 00	
					355, 532. 00

Estimates of appropriations required for the service of the fiscal year ending June 30, 1927—Continued

General object (title of appropriation), date of acts, references to Statutes at Large, or to Revised Statutes, and estimated amount required for each detailed object				Total amount to be appropriated under each head of appropriation	Amount appropriated for the fiscal year ending June 30, 1926
Salaries, Bureau of Agricultural Economics—Continued.					
	Estimated expenditures, 1927 appropriation	Estimated expenditures, 1926 appropriation	Expended and obligated, 1925		
Field service—Continued.					
Salaries and wages—Continued.					
Temporary employees, at salaries ranging from \$375.60 to \$900 per year	Average— No. 1 Salary	Average— No. 1 Salary	Average— No. 1 $\frac{1}{2}$ Salary		
Total salaries and wages, temporary employees	437.00	240.00	\$1,859.03		
Total number of employees, field service	245	242	238 $\frac{1}{2}$		
Total salaries and wages, field service	364,086.00	359,176.00	357,391.03		
The difference between 1927 and 1926 is due to increase in force, \$4,910.					
Reserve		5,000.00			
01 Total personal services	1,150,000.00	1,162,666.00	1,163,534.68		
General Expenses, Bureau of Agricultural Economics—					
For salaries and the employment of labor in the city of Washington and elsewhere, furniture, supplies, traveling expenses, rent outside of the District of Columbia, and all other expenses necessary in conducting investigations, experiments, and demonstrations, as follows (<i>acts Mar. 4, 1913, vol. 37, p. 854; Mar. 4, 1915, vol. 38, p. 1087; Feb. 10, 1925, vol. 43, pp. 844-845</i>):					
For general administrative expenses in connection with the lines of investigation, experiment, and demonstration conducted in the Bureau of Agricultural Economics (<i>same acts</i>)					
				\$36,613.00	
	Estimated expenditures, 1927 appropriation	Estimated expenditures, 1926 appropriation	Expended and obligated, 1925		
Departmental service:					
Salaries—					
Professional and scientific service—	Average— No. 1 Salary	Average— No. 1 Salary	Average— No. 1 $\frac{1}{2}$ Salary		
Grade 5, \$5,200 to \$6,000; average, \$5,600—	1 \$5,400	1 \$5,400	1 \$5,600		
Senior agricultural economist					
Clerical, administrative, and fiscal service—					
Grade 12, \$5,200 to \$6,000; average, \$5,600—	1 6,000	1 6,000	1 6,000		
Chief business specialist					
Grade 11, \$3,800 to \$5,000; average, \$4,400—	1 $\frac{1}{2}$ 4,800	1 $\frac{1}{2}$ 4,800	1 $\frac{1}{2}$ 4,600		
Assistant chief administrative officer					
Grade 9, \$3,000 to \$3,600; average, \$3,300—	1 3,600	1 3,600	1 3,533		
Senior administrative assistant					
Grade 7, \$2,400 to \$3,000; average, \$2,700—	1 2,900	1 2,900	1 $\frac{1}{2}$ 2,800		
Junior administrative assistant					
Grade 6, \$2,100 to \$2,700; average, \$2,400—	1 2,100	1 2,100			
Principal clerk					
Grade 5, \$1,860 to \$2,400; average, \$2,131.42—			1 1,860		
Senior clerk					
Grade 2, \$1,320 to \$1,680; average, \$1,500—			1 $\frac{1}{2}$ 1,320		
Junior clerk					
Grade 1, \$600 to \$780; average, \$690—			1 1,260		
Underoperative					
Custodial service—					
Grade 2, \$900 to \$1,140; average, \$1,020—			1 900		
Office laborer					
Total number of employees	5 $\frac{1}{2}$	5 $\frac{1}{2}$	6 $\frac{1}{2}$		
Total salaries, departmental service	22,400.00	22,400.00	16,549.65		
Field service:					
Temporary employees, at salaries ranging from \$1 to \$1,500 per year			1		
Total salaries and wages, field service			24.34		
01 Total personal services	22,400.00	22,400.00	16,573.99		
Supplies and materials:					
0200 Stationery and office supplies	4,175.00	4,175.00	6,681.15		
0206 Supplies for information work	50.00	50.00	45.99		
0220 Scientific and educational supplies	50.00	50.00	49.06		
0230 Fuel			1.83		
0280 Sundry supplies	225.00	225.00	226.67		
02 Total supplies and materials	4,500.00	4,500.00	7,004.70		
Communication service:					
0500 Telegraph service	160.00	160.00	160.23		
0510 Telephone service	1,680.00	1,680.00	1,768.40		
0520 Other communication service	360.00	360.00	360.90		
05 Total communication service	2,200.00	2,200.00	2,289.43		
Travel expenses:					
0615 Transportation	2,600.00	2,600.00	3,593.60		
0616 Subsistence	700.00	700.00	1,025.33		
06 Total travel expenses	3,300.00	3,300.00	4,618.93		
07 Transportation of things	3,068.00	3,068.00	3,849.26		

Estimates of appropriations required for the service of the fiscal year ending June 30, 1927—Continued

General object (title of appropriation), date of acts, references to Statutes at Large, or to Revised Statutes, and estimated amount required for each detailed object	Total amount to be appropriated under each head of appropriation	Amount appropriated for the fiscal year ending June 30, 1926
--	--	--

General Expenses, Bureau of Agricultural Economics—Continued.

	Estimated expenditures, 1927 appropriation	Estimated expenditures, 1926 appropriation	Expended and obligated, 1925
Printing and binding:			
0810 Lithographing, engraving, and engrossing.....			\$1.10
0820 Stenographic work.....	\$15.00	\$15.00	16.16
0830 Photographing, etc.....	5.00	5.00	4.00
08 Total printing and binding.....	20.00	20.00	21.26
12 Repairs and alterations.....	500.00	500.00	1,001.14
13 Special and miscellaneous current expenses.....	325.00	325.00	427.20
Equipment:			
3010 Furniture, furnishings, and fixtures.....	100.00	100.00	1,301.15
3020 Educational, scientific, and recreational equipment.....	200.00	200.00	684.63
3050 Other equipment.....			161.31
30 Total equipment.....	300.00	300.00	2,147.09
Total.....	36,613.00	36,613.00	37,933.00

To investigate and encourage the adoption of improved methods of farm management and farm practice, **[\$261,586] \$250,000; Provided,** That of this amount \$150,000 may be used in ascertaining the cost of production of the principal staple agricultural products (*acts Mar. 4, 1913, vol. 37, p. 854; Mar. 4, 1915, vol. 38, p. 1087; Feb. 10, 1925, vol. 43, pp. 844-845*).....

\$250,000.00

	Estimated expenditures, 1927 appropriation	Estimated expenditures, 1926 appropriation	Expended and obligated, 1925
FARM MANAGEMENT AND PRACTICE			
Departmental service:			
Salaries.....			
Professional and scientific service—	<i>Average—</i>	<i>Average—</i>	<i>Average—</i>
Grade 5, \$5,200 to \$6,000; average, \$5,600—	<i>No. Salary</i>	<i>No. Salary</i>	<i>No. Salary</i>
Senior economic analysts.....	2½ \$5,280	2½ \$5,280	4 \$5,308
Grade 4, \$3,800 to \$5,000; average, \$4,400—			
Economic analysts.....	4½ 4,222	4½ 4,222	3½ 4,427
Grade 3, \$3,000 to \$3,600; average, \$3,300—			
Associate economic analysts.....	12 3,117	12 3,117	9½ 3,131
Grade 2, \$2,400 to \$3,000; average, \$2,700—			
Assistant economic analysts.....	12 2,750	12 2,750	12½ 2,665
Grade 1, \$1,860 to \$2,400; average, \$2,111.42—			
Junior economic analysts.....	2 2,150	2 2,150	1½ 2,119
Subprofessional service—			
Grade 7, \$2,100 to \$2,700; average, \$2,400—			
Principal draftsman.....	1 2,400	1 2,400	1 2,200
Clerical, administrative, and fiscal service—			
Grade 9, \$3,000 to \$3,600; average, \$3,300—			
Senior administrative assistant.....			½ 3,600
Grade 5, \$1,860 to \$2,400; average, \$2,111.42—			
Senior clerk.....	1 2,300	1 2,300	1 2,300
Grade 4, \$1,680 to \$2,040; average, \$1,860—			
Clerk.....	1 1,680	1 1,680	1 1,680
Grade 2, \$1,320 to \$1,680; average, \$1,500—			
Junior clerks.....	6 1,337	7 1,337	9 1,334
Grade 1, \$1,140 to \$1,500; average, \$1,320—			
Underclerk.....	1 1,140	1 1,140	1½ 1,200
Underoperator.....	1 1,140	1 1,140	1 1,140
Total number of employees.....	43	45	45½
Total salaries, departmental service.....	122,445.00	124,922.00	126,060.85
The difference between 1927 and 1926 is due to decrease in force, \$2,477.71			
Field service:			
Salaries and wages—			
Salary range, \$3,000 to \$3,600; average, \$3,300—			
Associate agricultural economist.....			1 3,800
Total average number of regular employees.....			1
Total salaries and wages, regular employees.....			3,800
Temporary and cooperative employees, at salaries ranging from \$1 to \$2,400 per year.....	10	18	25
Total salaries and wages, temporary and cooperative employees.....	14,891.00	19,000.00	14,452.93
Total number of employees, field service.....	10	18	26
Total salaries and wages, field service.....	14,891.00	19,000.00	18,252.93
The difference between 1927 and 1926 is due to decrease in force (temporary employees), \$4,109.			
01 Total personal services.....	137,336.00	143,922.00	144,313.78

Estimates of appropriations required for the service of the fiscal year ending June 30, 1927—Continued

General object (title of appropriation), date of acts, references to Statutes at Large, or to Revised Statutes, and estimated amount required for each detailed object				Total amount to be appropriated under each head of appropriation	Amount appropriated for the fiscal year ending June 30, 1926
<i>General Expenses, Bureau of Agricultural Economics—Continued.</i>					
	Estimated expenditures, 1927 appropriation	Estimated expenditures, 1926 appropriation	Expended and obligated, 1925		
FARM MANAGEMENT AND PRACTICE—continued					
Supplies and materials:					
0200 Stationery and office supplies.....	\$1, 534. 00	\$2, 534. 00	\$2, 323. 13		
0206 Supplies for information work.....	660. 00	660. 00	410. 46		
0220 Scientific and educational supplies.....	520. 00	520. 00	180. 60		
0280 Sundry supplies.....	10. 00	10. 00	9. 53		
02 Total supplies and materials.....	2, 724. 00	3, 724. 00	2, 923. 72		
Communication service:					
0500 Telegraph service.....	180. 00	180. 00	217. 02		
0510 Telephone service.....	570. 00	570. 00	588. 65		
0620 Other communication service.....			4. 94		
05 Total communication service.....	750. 00	750. 00	810. 61		
Travel expenses:					
0615 Transportation.....	13, 543. 00	13, 543. 00	15, 428. 06		
0616 Subsistence.....	11, 345. 00	11, 345. 00	11, 679. 76		
06 Total travel expenses.....	24, 888. 00	24, 888. 00	27, 107. 82		
07 Transportation of things.....	210. 00	210. 00	205. 54		
Printing and binding:					
0620 Stenographic work, typewriting and duplicating work.....	78. 00	78. 00	86. 91		
0630 Photographing and making photograph prints.....	117. 00	117. 00	115. 21		
06 Total printing and binding.....	195. 00	195. 00	202. 12		
11 Rents.....	15. 00	15. 00	18. 50		
12 Repairs and alterations.....	483. 00	483. 00	499. 27		
13 Special and miscellaneous current expenses.....	1, 231. 00	1, 231. 00	1, 258. 00		
Equipment:					
3000 Passenger-carrying vehicles.....	400. 00	400. 00	1, 025. 65		
3010 Furniture, furnishings, and fixtures.....	1, 596. 00	3, 596. 00	3, 768. 16		
3020 Educational, scientific, and recreational equipment.....			2. 57		
3050 Other equipment.....	12. 00	12. 00	10. 00		
30 Total equipment.....	2, 008. 00	4, 008. 00	4, 806. 38		
Reserve.....		2, 000. 00			
Total.....	169, 840. 00	181, 426. 00	182, 145. 74		
COST OF PRODUCTION					
Departmental service:					
Salaries—					
Professional and scientific service—					
Grade 5, \$5,200 to \$6,000; average, \$5,600—	Average—	Average—	Average—		
Senior economic analyst.....	No. Salary	No. Salary	No. Salary		
Grade 4, \$3,800 to \$5,000; average, \$4,400—	★ \$5,600	★ \$5,600	★ \$5,600		
Economic analysts.....	3★ 3, 943	3★ 3, 943	1★ 3, 933		
Grade 3, \$3,000 to \$3,600; average, \$3,300—					
Associate economic analyst.....	1 3, 200	1 3, 200	3★ 3, 305		
Grade 2, \$2,400 to \$3,000; average, \$2,700—					
Assistant economic analysts.....	4 2, 675	4 2, 675	4★ 2, 684		
Grade 1, \$1,860 to \$2,400; average, \$2,111.42—					
Junior economic analyst.....	1 2, 200	1 2, 200	1 2, 133		
Clerical, administrative and fiscal service—					
Grade 3, \$1,500 to \$1,860; average, \$1,680—					
Assistant clerk.....	1 1, 500	1 1, 500	★ 1, 500		
Total average number of employees.....	11	11	11★		
Total salaries departmental service.....	34, 200. 00	34, 200. 00	34, 923. 34		
Field service:					
Salaries and wages—					
Salary range, \$3,000 to \$3,600; average \$3,300—					
Associate economic analyst.....	1 3, 000. 00	1 3, 000. 00			
Miscellaneous, temporary and cooperative employees, at salaries ranging from \$1 to \$2,400 per year.....	27	27	25		
Total salaries and wages, temporary, miscellaneous and cooperative employees.....	35, 456. 00	35, 456. 00	42, 131. 16		
Total number of employees, field service.....	28	28	25		
Total salaries and wages, field service.....	38, 456. 00	38, 456. 00	42, 131. 16		
01 Total personal services.....	72, 656. 00	72, 656. 00	77, 054. 50		
Supplies and materials:					
0200 Stationery and office supplies.....	215. 00	215. 00	232. 16		
0220 Scientific and educational supplies.....	5. 00	5. 00	3. 95		
0280 Sundry supplies.....	30. 00	30. 00	31. 68		
02 Total supplies and materials.....	250. 00	250. 00	267. 79		

Estimates of appropriations required for the service of the fiscal year ending June 30, 1927—Continued

General object (title of appropriation), date of acts, references to Statutes at Large, or to Revised Statutes, and estimated amount required for each detailed object	Total amount to be appropriated under each head of appropriation	Amount appropriated for the fiscal year ending June 30, 1926
--	--	--

General Expenses, Bureau of Agricultural Economics—Continued.

	Estimated expenditures, 1927 appropriation	Estimated expenditures, 1926 appropriation	Expended and obligated, 1925
COST OF PRODUCTION—continued			
Communication service:			
0500 Telegraph service.....	\$150. 00	\$150. 00	\$42. 03
0510 Telephone service.....	276. 00	276. 00	263. 24
05 Total communication service.....	426. 00	426. 00	305. 27
Travel expenses:			
0615 Transportation.....	3,968. 00	3,968. 00	3,486. 18
0616 Subsistence.....	2,600. 00	2,600. 00	2,435. 19
06 Total travel expenses.....	6,568. 00	6,568. 00	5,921. 37
07 Transportation of things.....			92. 68
08 Photographing and photographs and prints.....	10. 00	10. 00	2. 10
11 Other rents.....			259. 90
12 Repairs and alterations.....			34. 07
30 Equipment.....	250. 00	250. 00	
Total.....	80,160. 00	80,160. 00	83,937. 68

For acquiring and diffusing among the people of the United States useful information on subjects connected with the marketing, handling, utilization, grading, transportation, and distributing of farm and nonmanufactured food products and the purchasing of farm supplies, including the demonstration and promotion of the use of uniform standards of classification of American farm products throughout the world, independently and in cooperation with other branches of the department, State agencies, purchasing and consuming organizations, and persons engaged in the marketing, handling, utilization, grading, transportation, and distributing of farm and food products, and for investigation of the economic costs of retail marketing of meat and meat products, [\$550,988] \$525,988 [of which \$25,000 or so much thereof as may be necessary, shall be available for completion of the investigation of the economic costs of retail marketing of meat and meat products] (acts Mar. 4, 1913, vol. 37, p. 854; Mar. 4, 1916, vol. 38, p. 1087; Feb. 10, 1925, vol. 43, pp. 844-845)-----

\$525, 988. 00

	Estimated expenditures, 1927 appropriation		Estimated expenditures, 1926 appropriation		Expended and obligated, 1925	
Departmental service:						
Salaries—						
Professional and scientific service—						
Grade 5, \$5,200 to \$6,000; average, \$5,600—	Average—		Average—		Average—	
Senior agricultural economist.....	No. 1	Salary \$5,200	No. 1	Salary \$5,200	No. 1½	Salary \$5,387
Senior marketing economist.....	1	5,200	1	5,200	1	5,200
Grade 4, \$3,800 to \$5,000; average, \$4,400—						
Agricultural economists.....	8	4,155	8	4,155	5½	4,203
Agricultural statisticians.....	2	4,000	2	4,000	½	4,000
Grade 3, \$3,000 to \$3,600; average, \$3,300—						
Associate agricultural economists.....	10	3,250	10	3,250	11½	3,229
Associate statistician.....					1	3,300
Grade 2, \$2,400 to \$3,000; average, \$2,700—						
Assistant agricultural economists.....	12	2,567	12	2,567	9½	2,525
Assistant agricultural statistician.....					1	2,700
Assistant librarians.....	2	2,400	2	2,400	2	2,300
Grade 1, \$1,860 to \$2,400; average, \$2,111.42—						
Junior agricultural economists.....	2	2,010	2	2,010	2½	2,006
Subprofessional service—						
Grade 8, \$2,400 to \$3,000; average, \$2,700—						
Chief draftsman.....	1	2,500	1	2,500	1	2,433
Grade 6, \$1,860 to \$2,400; average, \$2,111.42—						
Senior scientific aids.....	4	2,080	4	2,080	4	2,080
Grade 4, \$1,500 to \$1,860; average, \$1,680—						
Assistant scientific aid.....	1	1,560	1	1,560	½	1,538
Junior library assistant.....	1	1,800	1	1,800	½	1,764
Grade 3, \$1,320 to \$1,680; average, \$1,500—						
Junior scientific aid.....	1	1,680	1	1,680	1	1,680
Grade 1, \$900 to \$1,260; average, \$1,080—						
Minor scientific helpers.....	3	1,060	3	1,060	2½	1,060
Clerical, administrative, and fiscal service—						
Grade 12, \$5,200 to \$6,000; average, \$5,600—						
Chief marketing specialist.....	½	5,400	½	5,400		
Senior administrative officer.....	1	5,200	1	5,200	1½	5,422
Grade 11, \$3,800 to \$5,000; average, \$4,400—						
Assistant chief marketing specialists.....	8½	4,138	8½	4,138	8½	3,978
Assistant chief administrative officers.....	½	3,600	½	3,600	1½	3,861
Grade 9, \$3,000 to \$3,600; average, \$3,300—						
Marketing specialists.....	13	3,230	13	3,230	12½	3,154
Senior administrative assistants.....	2	3,550	2	3,550	½	3,500

Estimates of appropriations required for the service of the fiscal year ending June 30, 1927—Continued

General object (title of appropriation), date of acts, references to Statutes at Large, or to Revised Statutes, and estimated amount required for each detailed object	Estimated expenditures, 1927 appropriation		Estimated expenditures, 1926 appropriation		Expended and obligated, 1925		Total amount to be appropriated under each head of appropriation	Amount appropriated for the fiscal year ending June 30, 1926
General Expenses, Bureau of Agricultural Economics—Continued.								
Departmental service—Continued.								
Salaries—Continued.								
Clerical, administrative, and fiscal service—Con.								
Grade 8, \$2,700 to \$3,300; average, \$3,000—								
Associate marketing specialists								
Grade 7, \$2,400 to \$3,000; average, \$2,700—								
Assistant marketing specialists								
Grade 6, \$2,100 to \$2,700; average, \$2,400—								
Principal junior marketing specialists								
Principal clerks								
Grade 5, \$1,860 to \$2,400; average, \$2,111.42—								
Senior clerks								
Senior photographer								
Junior marketing specialists								
Grade 4, \$1,680 to \$2,040; average, \$1,860—								
Clerks								
Office draftsman								
Grade 3, \$1,500 to \$1,860; average, \$1,680—								
Assistant clerks								
Grade 2, \$1,320 to \$1,680; average, \$1,500—								
Junior clerks								
Junior draftsman								
Grade 1, \$1,140 to \$1,500; average, \$1,320—								
Underoperators office devices								
Custodial service—								
Grade 2, \$900 to \$1,140; average, \$1,020—								
Junior laborers								
Grade 1, \$600 to \$780; average, \$690—								
Junior messenger								
Total average number of employees								
Total salaries, departmental service								
The difference between 1927 and 1926 is due to decrease in force, \$6,100.								
Field service:								
Salaries and wages—								
Salary range, \$3,800 to \$5,000; average, \$4,400—								
Assistant chief marketing specialist								
Agricultural economist								
Salary range, \$3,000 to \$3,600; average, \$3,300—								
Marketing specialists								
Associate agricultural economists								
Salary range, \$2,400 to \$3,000; average, \$2,700—								
Assistant economic analysts								
Assistant marketing specialists								
Salary range, \$1,860 to \$2,400; average, \$2,111.42—								
Junior marketing specialists								
Clerks								
Salary range, \$1,500 to \$1,860; average, \$1,680—								
Assistant clerk								
Scientific aids								
Salary range, \$900 to \$1,260; average, \$1,080—								
Office laborer								
Minor scientific helper								
Total average number of regular employees								
Total salaries and wages, regular employees								
Temporary and cooperative employees, at salaries ranging from \$1 to \$1,800 per year								
Total salaries and wages, temporary and cooperative employees								
Total average number of employees, field service								
Total salaries and wages, field service								
The difference between 1927 and 1926 is due to decrease in force, \$10,024.								
01 Total personal services								
Supplies and materials:								
0200 Stationery and office supplies								
0206 Supplies for information work								
0220 Scientific and educational supplies								
0230 Fuel								
0280 Sundry supplies								
0290 Materials								
02 Total supplies and materials								
Communication service:								
0500 Telegraph service								
0510 Telephone service								
0520 Other communication service								
05 Total communication service								
Travel expenses:								
0615 Transportation service								
0616 Subsistence								
06 Total travel expenses								
07 Transportation of things								

Estimates of appropriations required for the service of the fiscal year ending June 30, 1927—Continued

General object (title of appropriation), date of acts, references to Statutes at Large, or to Revised Statutes, and estimated amount required for each detailed object				Total amount to be appropriated under each head of appropriation	Amount appropriated for the fiscal year ending June 30, 1926
General Expenses, Bureau of Agricultural Economics—Continued.					
	Estimated expenditures, 1927 appropriation	Estimated expenditures, 1926 appropriation	Expended and obligated, 1925		
Printing and binding:					
0810 Lithographing, engraving, and engrossing.....	\$70.00	\$70.00	\$68.49		
0820 Stenographic work, typewriting and duplicating work.....	628.00	628.00	441.21		
0830 Photographing and making photographs and prints.....	1,020.00	1,020.00	1,233.62		
08 Total printing and binding.....	1,718.00	1,718.00	1,743.32		
10 Furnishing of heat, light, power, water, and electricity.....	950.00	950.00	947.59		
Rents:					
1100 Rents of buildings and structures.....	1,750.00	1,750.00	1,723.33		
1110 Other rents.....	460.00	460.00	447.28		
11 Total rents.....	2,210.00	2,210.00	2,170.61		
12 Repairs and alterations.....	3,645.00	3,645.00	3,605.01		
13 Special and miscellaneous current expenses.....	5,520.00	5,931.00	5,934.51		
Equipment:					
3010 Furniture, furnishings, and fixtures.....	2,715.00	2,130.00	3,156.75		
3020 Educational, scientific, and recreational equipment.....	3,620.00	2,620.00	3,778.75		
3050 Other equipment.....	530.00	530.00	287.18		
30 Total equipment.....	6,865.00	5,280.00	7,222.68		
33 Stores purchased for resale.....	450.00	450.00	378.97		
Reserve.....		10,000.00			
Total.....	525,988.00	550,988.00	528,767.68		

For collecting, compiling, abstracting, analyzing, summarizing, interpreting, and publishing data relating to agriculture, including crop and livestock estimates, acreage, yield, grades, stock, and value of farm crops, and numbers, grades, and value of livestock and livestock products on farms, in cooperation with the Extension Service and other Federal, State, and local agencies, [\$472,910,] \$468,515: *Provided*, That \$65,360 shall be available for collecting and disseminating to American producers, importers, exporters, and other interested persons information relative to the world supply of and need for American agricultural products, marketing methods, conditions, prices, and other factors, a knowledge of which is necessary to the advantageous disposition of such products in foreign countries, independently and in cooperation with other branches of the Government, State agencies, purchasing and consuming organizations, and persons engaged in the transportation, marketing, and distribution of farm and food products, including the purchase of such books and periodicals as may be necessary in connection with this work: *Provided further*, That no part of the funds herein appropriated shall be available for any expense incident to ascertaining, collating, or publishing a report stating the intentions of farmers as to the acreage to be planted in cotton (*acts Mar. 4, 1913, vol. 37, p. 854; Mar. 4, 1915, vol. 38, p. 1037; Feb. 10, 1925, vol. 43, pp. 844-845*). \$468,515.00

	Estimated expenditures, 1927 appropriation	Estimated expenditures, 1926 appropriation	Expended and obligated, 1925
CROP AND LIVESTOCK ESTIMATES			
Departmental service—			
Salaries—			
Professional and scientific service—			
Grade 5, \$5,200 to \$6,000; average, \$5,600—			
Senior economic analyst.....	Average— No. 1 Salary \$5,400	Average— No. 1 Salary \$5,400	Average— No. 1 Salary \$5,200
Grade 4, \$3,800 to \$5,000; average, \$4,400—			
Economic analysts.....	6 4,167	6 4,167	7 3,800
Agricultural statisticians.....			4 4,171
Grade 3, \$3,000 to \$3,600; average, \$3,300—			
Associate agricultural statisticians.....	1 3,000	1 3,000	1 3,000
Associate economic analyst.....			
Grade 2, \$2,400 to \$3,000; average, \$2,700—			
Assistant agricultural statistician.....			1 2,475
Assistant economic analyst.....	1 2,600	1 2,600	
Grade 1, \$1,860 to \$2,400; average, \$2,111.42—			
Junior economic analyst.....	1 1,860	1 1,860	

Estimates of appropriations required for the service of the fiscal year ending June 30, 1927—Continued

General object (title of appropriation), date of acts, references to Statutes at Large, or to Revised Statutes, and estimated amount required for each detailed object	Estimated expenditures, 1927 appropriation		Estimated expenditures, 1926 appropriation		Expended and obligated, 1925	Total amount to be appropriated under each head of appropriation	Amount appropriated for the fiscal year ending June 30, 1926
General Expenses, Bureau of Agricultural Economics—Continued.							
	Estimated expenditures, 1927 appropriation		Estimated expenditures, 1926 appropriation		Expended and obligated, 1925		
CROP AND LIVESTOCK ESTIMATES—continued							
Departmental service—Continued.							
Salaries—Continued.							
Clerical, administrative, and fiscal service—	Average—		Average—		Average—		
Grade 9, \$3,000 to \$3,600; average, \$3,300—	No.	Salary	No.	Salary	No.	Salary	
Marketing specialists.....	2	\$3,150	2	\$3,150	2	\$3,150	
Senior administrative assistants.....	2	3,300	2	3,300	3	3,600	
Grade 7, \$2,400 to \$3,000; average, \$2,700—							
Assistant marketing specialists.....					3½	2,755	
Junior administrative assistants.....	2	2,650	2	2,650	1	2,700	
Grade 6, \$2,100 to \$2,700; average, \$2,400—							
Principal clerk.....	1	2,700	1	2,700	1	2,700	
Grade 5, \$1,860 to \$2,400; average, \$2,111.42—							
Senior clerks.....	3	1,940	3	1,940	1½	2,040	
Business assistant.....					½	1,860	
Grade 4, \$1,680 to \$2,040; average, \$1,860—							
Clerks.....					6½	1,505	
Grade 3, \$1,500 to \$1,860; average, \$1,680—							
Assistant clerks.....	8	1,508	8	1,508			
Grade 2, \$1,320 to \$1,680; average, \$1,500—							
Junior clerks.....	2	1,500	2	1,500	½	1,320	
Junior operator, office devices.....	1	1,320	1	1,320			
Grade 1, \$1,140 to \$1,500; average, \$1,320—							
Underclerks.....	2	1,320	2	1,320	1½	1,140	
Underoperators, office devices.....	4	1,170	4	1,170			
Custodial service—							
Grade 3, \$1,020 to \$1,260; average, \$1,140—							
Senior laborer.....	1	1,140	1	1,140	½	1,140	
Grade 2, \$900 to \$1,140; average, \$1,020—							
Junior laborer.....	1	1,140	1	1,140	1	1,140	
Grade 1, \$600 to \$780; average, \$690—							
Junior messengers.....					1½	568	
Part-time laborer.....	1	480	1	480			
Total average number of employees.....	40		40		32½		
Total salaries, departmental service.....		91,046.00		91,046.00		83,675.67	
Field service:							
Salaries and wages—							
Salary range, \$3,800 to \$5,000; average, \$4,400—							
Agricultural statisticians.....	8	3,825	8	3,825	9½	3,857	
Salary range, \$3,000 to \$3,600; average, \$3,300—							
Associate agricultural statisticians.....	20	3,155	20	3,155	20½	3,061	
Salary range, \$2,400 to \$3,000; average, \$2,700—							
Agricultural statisticians.....	6	2,670	6	2,670	9	2,601	
Assistant agricultural statisticians.....	8	2,633	8	2,633	6½	2,491	
Assistant marketing specialists.....	2	2,850	2	2,850			
Agriculturalist.....	1	2,700	1	2,700			
Salary range, \$1,860 to \$2,400; average, \$2,040—							
Junior marketing specialist.....	1	2,100	1	2,100	1	2,100	
Agricultural statistician.....	1	2,200	1	2,200			
Junior agricultural statisticians.....	9	2,004	9	2,004	8	1,920	
Salary range, \$1,500 to \$1,860; average, \$1,680—							
Assistant clerks.....	9	1,520	9	1,520	7½	1,525	
Salary range, \$1,320 to \$1,680; average, \$1,500—							
Junior clerks.....	10	1,344	10	1,344	10½	1,342	
Salary range, \$1,140 to \$1,500; average, \$1,320—							
Underclerks.....					1½	1,282	
Total average number of regular employees.....	75		75		73½		
Total salaries and wages, regular employees.....		188,640.00		188,640.00		184,155.00	
Temporary and cooperative employees, at salaries ranging from \$1 to \$1,440 per year.....	6		6		14		
Total salaries and wages, temporary and cooperative employees.....		3,480.00		3,480.00		4,014.31	
Total number of employees, field service.....	81		81		87½		
Total salaries and wages, field service.....		192,120.00		192,120.00		188,169.31	
01 Total personal services.....		283,166.00		283,166.00		271,844.98	
Supplies and materials:							
0200 Stationery and office supplies.....		29,755.00		29,755.00		33,185.19	
0206 Supplies for information work.....		2,194.00		2,194.00		2,346.58	
0220 Scientific and educational supplies.....		164.00		164.00		225.00	
0280 Sundry supplies.....		460.00		460.00		436.64	
02 Total supplies and materials.....		32,573.00		32,573.00		36,193.41	
04 Subsistence and care of animals, etc.....						3.75	
Communication service:							
0500 Telegraph service.....		4,725.00		4,725.00		4,703.19	
0510 Telephone service.....		3,778.00		3,778.00		3,838.71	
0520 Other communication service.....		450.00		450.00		449.30	
05 Total communication service.....		8,953.00		8,953.00		8,991.20	
Travel expenses:							
0615 Transportation.....		28,821.00		29,616.00		32,541.81	
0616 Subsistence.....		18,000.00		18,000.00		18,903.47	
06 Total travel expenses.....		46,821.00		47,616.00		51,445.28	
07 Transportation of things.....		5,445.00		5,445.00		5,479.32	

Estimates of appropriations required for the service of the fiscal year ending June 30, 1927—Continued

General object (title of appropriation), date of acts, references to Statutes at Large, or to Revised Statutes, and estimated amount required for each detailed object				Total amount to be appropriated under each head of appropriation	Amount appropriated for the fiscal year ending June 30, 1926
<i>General Expenses, Bureau of Agricultural Economics—Continued.</i>					
	Estimated expenditures, 1927 appropriation	Estimated expenditures, 1926 appropriation	Expended and obligated, 1925		
CROP AND LIVESTOCK ESTIMATES—continued					
Printing and binding:					
0610 Lithographing, engraving, and engrossing	\$7. 00	\$7. 00	\$43. 07		
0620 Stenographic work, typewriting and duplicating work	10. 00	10. 00	84. 04		
0630 Photographing and making photographs and prints	475. 00	475. 00	474. 25		
08 Total printing and binding	492. 00	492. 00	601. 36		
10 Furnishing of heat, light, power, water, and electricity	40. 00	40. 00	40. 86		
Rents:					
1100 Rents of buildings and structures	6, 110. 00	6, 110. 00	6, 108. 00		
1110 Other rents	7, 090. 00	7, 090. 00	7, 091. 36		
11 Total rents	13, 200. 00	13, 200. 00	13, 199. 36		
12 Repairs and alterations	2, 525. 00	2, 525. 00	2, 702. 31		
13 Special and miscellaneous current expenses	500. 00	500. 00	499. 10		
Equipment:					
3010 Furniture, furnishings, and fixtures	8, 810. 00	5, 810. 00	15, 901. 79		
3020 Educational, scientific, and recreational equipment	545. 00	545. 00	546. 17		
3050 Other equipment	85. 00	85. 00	101. 11		
30 Total equipment	9, 440. 00	6, 440. 00	16, 549. 07		
Reserve		6, 600. 00			
Total	403, 155. 00	407, 550. 00	407, 650. 00		
FOREIGN COMPETITION AND DEMAND					
Departmental service:					
Salaries—					
Professional and scientific service—	<i>Average—</i>	<i>Average—</i>	<i>Average—</i>		
Grade 5, \$5,200 to \$6,000; average, \$5,600—	<i>No. Salary</i>	<i>No. Salary</i>	<i>No. Salary</i>		
Senior economic analyst	1 \$5,600	1 \$5,600	1 \$5,600		
Grade 4, \$3,800 to \$5,000; average, \$4,400—					
Agricultural statistician			1 4,000		
Grade 2, \$2,400 to \$3,000; average, \$2,700—					
Assistant economic analyst			1 2,689		
Grade 1, \$1,860 to \$2,400; average, \$2,111.42—					
Junior economic analysts			1 1,766		
Total average number of employees	1	1	3 1/2		
Total salaries, departmental service	5,600. 00	5,600. 00	9,612. 82		
Field service:					
Salaries and wages—					
Salary range, \$5,200 to \$6,000; average, \$5,600—					
Agricultural commissioners	2 6,000	2 6,000	1 6,000		
Salary range, \$3,800 to \$5,000; average, \$4,400—					
Agricultural commissioners			1 1/2 4,700		
Associate agricultural economist	1 4,500	1 4,500	1 4,500		
Assistant chief marketing specialists	2 4,200	2 4,200	1 3,940		
Assistant agricultural economist			1 4,200		
Salary range, \$1,860 to \$2,400; average, \$2,111.42—					
Junior agricultural statistician	1 2,400	1 2,400	1 2,400		
Senior clerk	1 2,100	1 2,100	1 1,915		
Total average number of regular employees	7	7	6		
Total salaries and wages, regular employees	29,400. 00	29,400. 00	24,248. 00		
Temporary employees, at salaries ranging from \$1 to \$2,400 per year	3	3	3		
Total salaries and wages, temporary employees	3,232. 00	3,232. 00	2,918. 23		
Total number of employees, field service	10	10	9		
Total salaries and wages, field service	32,632. 00	32,632. 00	27,166. 23		
01 Total personal services	38,232. 00	38,232. 00	36,779. 05		
Supplies and materials:					
0200 Stationery and office supplies	2,255. 00	2,255. 00	1,781. 30		
0206 Supplies for information work			169. 22		
0220 Scientific and educational supplies	708. 00	708. 00	1,028. 96		
0230 Fuel			28. 64		
0280 Sundry supplies			7. 05		
02 Total supplies and materials	2,963. 00	2,963. 00	3,011. 17		
Communication service:					
0500 Telegraph service	2,100. 00	2,100. 00	1,752. 42		
0510 Telephone service	945. 00	945. 00	258. 87		
0520 Other communication service	750. 00	750. 00	777. 50		
05 Total communication service	3,795. 00	3,795. 00	2,788. 79		

Estimates of appropriations required for the service of the fiscal year ending June 30, 1927—Continued

General object (title of appropriation), date of acts, references to Statutes at Large, or to Revised Statutes, and estimated amount required for each detailed object

Total amount to be appropriated under each head of appropriation

Amount appropriated for the fiscal year ending June 30, 1926

General Expenses, Bureau of Agricultural Economics—Continued.

FOREIGN COMPETITION AND DEMAND—continued			
Travel expenses:			
0615 Transportation.....	\$9,300.00	\$9,300.00	\$10,584.03
0616 Subsistence.....	5,732.00	5,732.00	7,834.27
06 Total travel expenses.....	15,032.00	15,032.00	18,418.30
07 Transportation of things.....	290.00	290.00	504.29
Printing and binding:			
0810 Lithographing, engraving, and engrossing....	25.00	25.00	-----
0820 Stenographic work.....	25.00	25.00	13.31
0830 Photographing, etc.....	50.00	50.00	35.08
08 Total printing and binding.....	100.00	100.00	48.39
10 Furnishing of heat, light, power, water, and electricity.....	296.00	296.00	32.56
Rents:			
1100 Rents of buildings and structures.....	2,652.00	2,652.00	991.87
1110 Other rents.....	50.00	50.00	124.60
11 Total rents.....	2,702.00	2,702.00	1,116.47
12 Repairs and alterations.....	400.00	400.00	540.13
13 Special and miscellaneous current expenses.....	100.00	100.00	219.46
Equipment:			
3010 Furniture, furnishings, and fixtures.....	1,200.00	1,200.00	1,418.82
3020 Educational, scientific, and recreational equipment.....	200.00	200.00	230.00
3050 Other equipment.....	50.00	50.00	43.58
30 Total equipment.....	1,450.00	1,450.00	1,692.40
Total.....	65,360.00	65,360.00	65,151.01

For enabling the Secretary of Agriculture to investigate and certify to shippers and other interested parties the class, quality, and/or condition of cotton and fruits, vegetables, poultry, butter, hay, and other perishable farm products when offered for interstate shipment or when received at such important central markets as the Secretary of Agriculture may from time to time designate, or at points which may be conveniently reached therefrom, under such rules and regulations as he may prescribe, including payment of such fees as will be reasonable and as nearly as may be to cover the cost for the service rendered: *Provided*, That certificates issued by the authorized agents of the departments shall be received in all courts of the United States as prima facie evidence of the truth of the statements therein contained, [§348,755] (acts Mar. 4, 1913, vol. 37, p. 854; Mar. 4, 1915, vol. 38, p. 1087; Feb. 10, 1925, vol. 43, pp. 844-845)-----

\$339, 974. 00

	Estimated expenditures, 1927 appropriation	Estimated expenditures, 1926 appropriation	Expended and obligated, 1925
Departmental service—			
Salaries—			
Subprofessional service—			
Grade 5, \$1,680 to \$2,040; average, \$1,680—	Average—	Average—	Average—
Scientific illustrator.....	No. Salary	No. Salary	No. Salary
Grade 1, \$900 to \$1,260; average, \$1,080—	1 \$1,920	1 \$1,920	1 \$1,880
Clerical, administrative, and fiscal service—			
Grade 12, \$5,200 to \$6,000; average, \$5,600—	1 5,400	1 5,400	1 5,200
Chief marketing specialist.....	2 4,486	2 4,486	2 4,365
Grade 11, \$3,800 to \$5,000; average, \$4,400—	4 3,200	4 3,200	3 3,211
Assistant chief marketing specialists.....	1 2,500	1 2,500	3 2,487
Grade 9, \$3,000 to \$3,600; average, \$3,300—	1 2,600	1 2,600	3 2,300
Marketing specialists.....	1 2,400	1 2,400	-----
Grade 7, \$2,400 to \$3,000; average, \$2,700—	1 1,920	1 1,740	1 1,680
Assistant marketing specialists.....	1 1,740	1 1,680	-----
Grade 6, \$2,100 to \$2,700; average, \$2,400—	1 1,500	1 1,500	1 1,500
Principal clerks.....	1 1,320	1 1,320	1 1,380
Grade 5, \$1,860 to \$2,400; average, \$2,111.42—	-----	-----	1 1,140
Junior marketing specialist.....	-----	-----	-----
Grade 4, \$1,680 to \$2,040; average, \$1,860—	-----	-----	-----
Clerk.....	-----	-----	-----
Office draftsman.....	-----	-----	-----
Grade 3, \$1,500 to \$1,860; average, \$1,680—	-----	-----	-----
Assistant clerk.....	-----	-----	-----
Assistant photographer.....	-----	-----	-----
Grade 2, \$1,320 to \$1,680; average, \$1,500—	-----	-----	-----
Junior clerk.....	-----	-----	-----
Grade 1, \$1,140 to \$1,500; average, \$1,320—	-----	-----	-----
Underclerk.....	-----	-----	-----
Custodial service—			
Grade 3, \$1,020 to \$1,260; average, \$1,140—	1 1,080	1 1,080	1 1,020
Senior laborer.....	-----	-----	-----
Total average number of employees.....	14	16	20
Total salaries, departmental service.....	35,394.00	41,994.00	49,532.90
The difference between 1927 and 1926 is due to decrease in force.....	\$3,600		

Estimates of appropriations required for the service of the fiscal year ending June 30, 1927—Continued

General object (title of appropriation), date of acts, references to Statutes at Large, or to Revised Statutes, and estimated amount required for each detailed object	Total amount to be appropriated under each head of appropriation		Amount appropriated for the fiscal year ending June 30, 1926
General Expenses, Bureau of Agricultural Economics—Continued.			
	Estimated expenditures, 1927 appropriation	Estimated expenditures, 1926 appropriation	Expended and obligated, 1925
Field service:			
Salaries and wages—	Average—	Average—	Average—
Salary range \$3,800 to \$5,000; average, \$4,400—	No. 2 Salary \$4,000	No. 3 Salary \$3,934	No. 2 Salary \$3,933
Assistant chief marketing specialist			
Salary range, \$3,000 to \$3,600; average, \$3,300—			
Marketing specialist	10 3,110	10 3,110	6½ 3,530
Salary range, \$2,400 to \$3,000; average, \$2,700—			
Assistant marketing specialist	48½ 2,834	48½ 2,834	46½ 2,632
Salary range, \$1,800 to \$2,400; average, \$2,111.42—			
Junior marketing specialist	9 2,278	9 2,278	6½ 2,152
Senior clerk			½ 2,400
Salary range, \$1,500 to \$1,800; average, \$1,680—			
Assistant clerk	4 1,650	4 1,650	
Salary range, \$1,320 to \$1,680; average, \$1,500—			
Junior clerk	1 1,500	1 1,500	2½ 1,349
Salary range, \$900 to \$1,140; average, \$1,020—			
Junior laborer			½ 900
Total average number of regular employees	74½	75½	66½
Total salaries and wages, regular employees	204,678.00	208,480.00	173,213.00
Temporary and cooperative employees, at salaries ranging from \$1 to \$2,500 per year	16	16	30½
Total salaries and wages, temporary and cooperative employees	7,855.00	7,853.00	16,244.86
Total average number of employees, field service	90½	91½	95½
Total salaries and wages, field service	212,533.00	216,333.00	189,457.86
The difference between 1927 and 1926 is due to decrease in force \$3,800			
01 Total personal services	250,927.00	258,327.00	238,990.76
Supplies and materials:			
0200 Stationery and office supplies	2,135.00	1,635.00	1,734.95
0205 Supplies for information work	350.00	350.00	245.35
0220 Scientific and educational supplies	950.00	450.00	501.19
0230 Fuel	1,000.00	1,000.00	895.65
0280 Sundry supplies	660.00	660.00	467.96
02 Total supplies and materials	5,095.00	4,095.00	3,845.10
04 Subsistence and care of animals, and storage and care of vehicles	1,500.00	1,500.00	1,430.37
Communication service:			
0500 Telegraph service	1,025.00	1,025.00	906.94
0510 Telephone service	4,350.00	4,350.00	4,197.59
0520 Other communication service	125.00	125.00	24.78
05 Total communication service	5,500.00	5,500.00	5,127.31
Travel expenses:			
0615 Transportation	27,982.00	26,682.00	27,402.41
0616 Subsistence	22,718.00	22,399.00	22,454.17
06 Total travel expenses	50,700.00	49,081.00	49,856.58
07 Transportation of things	2,450.00	2,450.00	1,932.39
Printing and binding:			
0800 Printing and binding			2.57
0820 Stenographic work, typewriting, and duplicating			15.60
0830 Photographing and making photographs and prints	25.00	25.00	
08 Total printing and binding	25.00	25.00	18.17
10 Furnishing of heat, light, power, water, and electricity	300.00	300.00	206.66
Rents:			
1100 Rents of buildings and structures	14,187.00	14,187.00	10,060.20
1110 Other rents	300.00	300.00	122.50
11 Total rents	14,487.00	14,487.00	11,082.70
12 Repairs and alterations	2,740.00	2,740.00	2,497.65
13 Special and miscellaneous current expenses	350.00	350.00	336.68
Equipment:			
3000 Passenger-carrying vehicles	900.00	900.00	859.98
3010 Furniture, furnishings, and fixtures	2,600.00	1,000.00	2,179.41
3020 Educational, scientific, and recreational equipment	700.00	700.00	626.78
3050 Other equipment	1,700.00	700.00	1,204.18
30 Total equipment	5,900.00	3,300.00	4,870.33
Reserve		6,600.00	
Total	343,755.00	348,756.00	320,194.70

Estimates of appropriations required for the service of the fiscal year ending June 30, 1927—Continued

General object (title of appropriation), date of acts, references to Statutes at Large, or to Revised Statutes, and estimated amount required for each detailed object	Total amount to be appropriated under each head of appropriation		Amount appropriated for the fiscal year ending June 30, 1926
General Expenses, Bureau of Agricultural Economics—Continued. For collecting, publishing, and distributing, by telegraph, mail, or otherwise, timely information on the market supply and demand, commercial movement, location, disposition, quality, condition, and market prices of livestock, meats, fish, and animal products, dairy and poultry products, fruits and vegetables, peanuts and their products, grain, hay, feeds, and seeds, and other agricultural products, independently and in cooperation with other branches of the Government, State agencies, purchasing and consuming organizations, and persons engaged in the production, transportation, marketing, and distribution of farm and food products, [\$719,748] (acts Mar. 4, 1913, vol. 37, p. 854; Mar. 4, 1915, vol. 38, p. 1087; Feb. 10, 1925, vol. 43, pp. 844-845) -----			
	\$654, 748. 00		
	Estimated expenditures, 1927 appropriation	Estimated expenditures, 1926 appropriation	Expended and obligated, 1925
Departmental service:			
Salaries—			
Professional and scientific service—	<i>Average—</i>	<i>Average—</i>	<i>Average—</i>
Grade 3, \$3,000 to \$3,600; average, \$3,300—	No. Salary	No. Salary	No. Salary
Associate economic analyst.....	1 \$3,000	1 \$3,000	
Grade 1, \$1,860 to \$2,400; average, \$2,111.42—			
Junior librarians.....	1 \$2,100	1 \$2,100	2 \$1,990
Clerical, administrative, and fiscal service—			
Grade 12, \$5,200 to \$6,000; average, \$5,600—			
Chief marketing specialist.....	1 5,400	1 5,400	1 5,200
Grade 11, \$3,800 to \$5,000; average, \$4,400—			
Assistant chief marketing specialists.....	4 4,031	4 4,031	3 4,228
Grade 9, \$3,000 to \$3,600; average, \$3,300—			
Marketing specialists.....	7 3,214	7 3,214	7 3,167
Grade 8, \$2,700 to \$3,300; average, \$3,000—			
Associate editor.....	1 3,200	1 3,200	1 3,200
Administrative assistant.....	1 2,800	1 2,800	
Grade 7, \$2,400 to \$3,000; average, \$2,700—			
Junior administrative assistant.....	1 2,800	1 2,800	1 2,663
Assistant marketing specialists.....	3 2,667	3 2,667	2 2,690
Grade 5, \$1,860 to \$2,400; average, \$2,111.42—			
Junior marketing specialist.....			1 2,100
Senior clerks.....	2 2,300	2 2,300	2 2,212
Grade 6, \$2,100 to \$2,700; average, \$2,400—			
Principal clerk.....	1 2,600	1 2,600	
Grade 4, \$1,860 to \$2,040; average, \$1,860—			
Office draftsman.....			1 1,680
Clerk.....	1 1,800	1 1,800	1 1,700
Telegrapher.....			1 1,680
Grade 3, \$1,500 to \$1,860; average, \$1,680—			
Assistant clerk.....			1 1,680
Grade 2, \$1,320 to \$1,680; average, \$1,500—			
Junior clerks.....	2 1,380	2 1,380	5 1,344
Grade 1, \$1,140 to \$1,500; average, \$1,320—			
Underoperator, office devices.....			1 1,260
Custodial service—			
Grade 3, \$1,020 to \$1,260; average, \$1,140—			
Senior laborer.....			1 1,140
Grade 2, \$900 to \$1,140; average, \$1,020—			
Junior laborer.....	1 376	1 376	1 376
Grade 1, \$600 to \$780; average, \$690—			
Junior messenger.....	1 600	1 600	
Total average number of employees.....	27	27	31 1/2
Total salaries, departmental service.....	74,669. 00	74,669. 00	81,882. 33
Field service:			
Salaries and wages—			
Salary range, \$3,800 to \$5,000; average, \$4,400—			
Assistant chief marketing specialist.....	1 3,800	1 3,800	1 3,800
Salary range, \$3,000 to \$3,600; average, \$3,300—			
Marketing specialists.....	9 3,234	9 3,234	8 3,164
Salary range, \$2,400 to \$3,000; average, \$2,700—			
Assistant marketing specialists.....	38 2,631	40 2,631	41 2,618
Salary range, \$1,860 to \$2,400; average, \$2,111.42—			
Junior marketing specialists.....	20 2,068	21 2,068	20 2,007
Senior clerk.....			1 2,400
Salary range, \$1,500 to \$1,860; average, \$1,680—			
Assistant clerks.....	1 1,540	2 1,540	4 1,500
Telegraphers.....		8 1,680	3 1,690
Salary range, \$1,320 to \$1,680; average, \$1,500—			
Junior clerks.....	3 1,404	4 1,404	4 1,320
Salary range, \$1,140 to \$1,500; average, \$1,320—			
Underclerk.....			1 1,200
Underoperator, office devices.....			2 1,264
Salary range, \$900 to \$1,140; average, \$1,020—			
Junior laborers.....	1 960	1 960	1 960
Assistant messengers.....	1 960	1 960	2 927
Salary range, \$600 to \$780; average, \$690—			
Junior messengers.....	1 720	1 720	1 690
Total average number of regular employees.....	76 1/2	89 1/2	92 1/2
Total salaries and wages, regular employees.....	186,452. 00	210,186. 00	208,327. 00

Estimates of appropriations required for the service of the fiscal year ending June 30, 1927—Continued

General object (title of appropriation), date of acts, references to Statutes at Large, or to Revised Statutes, and estimated amount required for each detailed object				Total amount to be appropriated under each head of appropriation	Amount appropriated for the fiscal year ending June 30, 1926
<i>General Expenses, Bureau of Agricultural Economics—Continued.</i>					
	Estimated expenditures, 1927 appropriation	Estimated expenditures, 1926 appropriation	Expended and obligated, 1925		
Field service—Continued.					
Salaries and wages—Continued.					
Temporary and cooperative employees, at salaries ranging from \$1 to \$1,260 per year	Average— No. 19 Salary	Average— No. 19 Salary	Average— No. 14½ Salary		
Total salaries and wages, temporary and cooperative employees	\$9,964.00	\$9,964.00	\$8,276.99		
Total average number of employees, field service	95½	108½	107½		
Total salaries and wages, field service	196,416.00	220,130.00	214,603.99		
The difference between 1927 and 1926 is due to decrease in force, \$23,714.					
01 Total personal services	271,085.00	294,799.00	296,486.32		
Supplies and materials:					
0200 Stationery and office supplies	35,899.00	37,899.00	43,228.41		
0206 Supplies for information work	26,267.00	26,267.00	17,570.07		
0220 Scientific and educational supplies	596.00	596.00	431.42		
0230 Fuel	222.00	222.00	217.15		
0280 Sundry supplies	867.00	867.00	798.59		
0290 Materials			70		
02 Total supplies and materials	63,851.00	65,851.00	62,186.34		
04 Subsistence and care of animals, and storage and care of vehicles	395.00	395.00	291.75		
Communication service:					
0500 Telegraph service	206,282.00	232,682.00	223,113.64		
0510 Telephone service	11,539.00	12,139.00	11,930.49		
0520 Other communication service	243.00	243.00	194.89		
05 Total communication service	218,064.00	245,064.00	235,239.02		
Travel expenses:					
0615 Transportation	22,822.00	23,508.00	21,807.37		
0616 Subsistence	19,685.00	19,785.00	19,783.23		
06 Total travel expenses	42,507.00	43,293.00	41,590.60		
07 Transportation of things	8,591.00	8,591.00	8,267.21		
Printing and binding:					
0810 Lithographing engraving and engrossing	25.00	25.00	32.43		
0820 Stenographic work, typewriting and duplicating work	28.00	28.00	29.52		
0830 Photographing and making photographs and prints	107.00	107.00	67.16		
08 Total printing and binding	160.00	160.00	129.11		
10 Furnishing of heat, light, power, water and electricity	491.00	491.00	310.66		
Rents:					
1100 Rents of buildings and structures	25,548.00	27,048.00	26,030.18		
1110 Other rents	202.00	202.00	133.50		
11 Total rents	25,750.00	27,250.00	26,163.68		
12 Repairs and alterations	4,809.00	4,809.00	4,288.37		
13 Special and miscellaneous current expenses	7,689.00	7,689.00	6,540.10		
Equipment:					
3000 Passenger-carrying vehicles	2,108.00	2,108.00	1,038.44		
3010 Furniture, furnishing, and fixtures	8,301.00	8,301.00	6,282.33		
3020 Educational, scientific, and recreational equipment	243.00	243.00	292.31		
3050 Other equipment	704.00	704.00	607.42		
30 Total equipment	11,356.00	11,356.00	8,220.50		
Reserve		10,000.00			
Total	654,748.00	719,748.00	689,711.66		
In all, general expenses				\$2,275,838.00	\$2,390,600.00

Estimates of appropriations required for the service of the fiscal year ending June 30, 1927—Continued

General object (title of appropriation), date of acts, references to Statutes at Large, or to Revised Statutes, and estimated amount required for each detailed object	Total amount to be appropriated under each head of appropriation		Amount appropriated for the fiscal year ending June 30, 1926																																																																																																																																																																																																																																												
Enforcement of the United States Cotton Futures Act and United States Cotton Standards Act— To enable the Secretary of Agriculture to carry into effect the provisions of the United States cotton futures act, as amended March 4, 1919, and to carry into effect the provisions of the United States cotton standards act, approved March 4, 1923, including all expenses necessary for the purchase of equipment and supplies; for travel; for the employment of persons in the city of Washington and elsewhere; and for all other expenses, including rent outside of the District of Columbia, that may be necessary in executing the provisions of these acts, including such means as may be necessary for effectuating agreements heretofore or hereafter made with cotton associations, cotton exchanges, and other cotton organizations in foreign countries, for the adoption, use, and observance of universal standards of cotton classification, for the arbitration or settlement of disputes with respect thereto, and for the preparation, distribution, inspection, and protection of the practical forms or copies thereof under such agreements, [\$188,500] (acts May 23, 1908, vol. 35, p. 256; June 30, 1914, vol. 38, p. 422; Aug. 18, 1914, vol. 38, pp. 693-698, secs. 1-21; Mar. 4, 1915, vol. 38 p. 1112; Mar. 4, 1923, vol. 43, pp. 1517-1520; Feb. 10, 1925, vol. 43, p. 845)	\$175,000.00		\$188,500.00																																																																																																																																																																																																																																												
<table border="1"> <thead> <tr> <th></th><th>Estimated expenditures, 1927 appropriation</th><th>Estimated expenditures, 1926 appropriation</th><th>Expended and obligated, 1925</th></tr> </thead> <tbody> <tr> <td>Departmental service:</td><td></td><td></td><td></td></tr> <tr> <td>Salaries—</td><td></td><td></td><td></td></tr> <tr> <td>Subprofessional service—</td><td></td><td></td><td></td></tr> <tr> <td>Grade 7, \$2,100 to \$2,700; average, \$2,400—</td><td></td><td></td><td></td></tr> <tr> <td>Principal scientific aids</td><td>No. Salary</td><td>No. Salary</td><td>No. Salary</td></tr> <tr> <td>Grade 5, \$1,680 to \$2,040; average, \$1,860—</td><td>9 \$2,389</td><td>9 \$2,389</td><td>9 1/2 \$2,308</td></tr> <tr> <td>Scientific aids</td><td></td><td></td><td></td></tr> <tr> <td>Grade 4, \$1,500 to \$1,860; average, \$1,680—</td><td>4 1,755</td><td>4 1,755</td><td>2 1/2 1,784</td></tr> <tr> <td>Assistant scientific aids</td><td>8 1,545</td><td>8 1,545</td><td>8 1/2 1,510</td></tr> <tr> <td>Clerical, administrative, and fiscal services—</td><td></td><td></td><td></td></tr> <tr> <td>Grade 12, \$5,200 to \$6,000; average, \$5,600—</td><td></td><td></td><td></td></tr> <tr> <td>Chief marketing specialist</td><td>1 5,200</td><td>1 5,200</td><td>1 1/2 5,280</td></tr> <tr> <td>Grade 11, \$3,800 to \$5,000; average, \$4,400—</td><td></td><td></td><td></td></tr> <tr> <td>Assistant chief marketing specialists</td><td>6 4,167</td><td>6 4,167</td><td>5 1/2 4,131</td></tr> <tr> <td>Grade 9, \$3,000 to \$3,600; average, \$3,300—</td><td></td><td></td><td></td></tr> <tr> <td>Marketing specialists</td><td>2 3,000</td><td>2 3,000</td><td>1 3,000</td></tr> <tr> <td>Grade 7, \$2,400 to \$3,000; average, \$2,700—</td><td></td><td></td><td></td></tr> <tr> <td>Assistant marketing specialists</td><td>2 2,800</td><td>2 2,800</td><td>2 2,800</td></tr> <tr> <td>Junior administrative assistants</td><td>3 2,633</td><td>3 2,633</td><td>4 1/2 2,672</td></tr> <tr> <td>Chief photographer</td><td>1 2,400</td><td>1 2,400</td><td></td></tr> <tr> <td>Grade 5, \$1,860 to \$2,400; average, \$2,111.42—</td><td></td><td></td><td></td></tr> <tr> <td>Senior photographers</td><td>1 1,980</td><td>2 1,980</td><td>1 1,860</td></tr> <tr> <td>Grade 3, \$1,500 to \$1,680; average, \$1,680—</td><td></td><td></td><td></td></tr> <tr> <td>Assistant photographer</td><td></td><td></td><td>1 1,500</td></tr> <tr> <td>Custodial service—</td><td></td><td></td><td></td></tr> <tr> <td>Grade 4, \$1,140 to \$1,500; average, \$1,320—</td><td></td><td></td><td></td></tr> <tr> <td>Assistant foreman of laborers</td><td></td><td></td><td>1 1,320</td></tr> <tr> <td>Grade 3, \$1,020 to \$1,260; average, \$1,140—</td><td></td><td></td><td></td></tr> <tr> <td>Senior laborers</td><td></td><td>1 1,080</td><td>4 1/2 1,058</td></tr> <tr> <td>Grade 2, \$800 to \$1,140; average, \$1,020—</td><td></td><td></td><td></td></tr> <tr> <td>Junior laborers</td><td>7 943</td><td>7 943</td><td>6 1/2 949</td></tr> <tr> <td>Total average number of employees</td><td>44</td><td>46</td><td>46 1/2</td></tr> <tr> <td>Total salaries, departmental service</td><td>102,163</td><td>105,223</td><td>99,419.59</td></tr> <tr> <td>The difference between 1927 and 1926 is due to decrease in force, \$3,060.</td><td></td><td></td><td></td></tr> <tr> <td>Field service:</td><td></td><td></td><td></td></tr> <tr> <td>Salaries and wages—</td><td></td><td></td><td></td></tr> <tr> <td>Salary range, \$3,800 to \$5,000; average, \$4,400—</td><td></td><td></td><td></td></tr> <tr> <td>Assistant chief marketing specialists</td><td>1 3,800</td><td>1 3,800</td><td>1 1/2 4,500</td></tr> <tr> <td>Salary range, \$3,000 to \$3,600; average, \$3,300—</td><td></td><td></td><td></td></tr> <tr> <td>Marketing specialists</td><td>4 3,200</td><td>4 3,200</td><td>3 3,244</td></tr> <tr> <td>Salary range, \$2,400 to \$3,000; average, \$2,700—</td><td></td><td></td><td></td></tr> <tr> <td>Assistant marketing specialist</td><td>1 2,400</td><td>1 2,400</td><td>1 2,800</td></tr> <tr> <td>Salary range, \$1,320 to \$1,680; average, \$1,500—</td><td></td><td></td><td></td></tr> <tr> <td>Junior clerks</td><td>4 1,425</td><td>4 1,425</td><td>2 1/2 1,405</td></tr> <tr> <td>Total average number of regular employees</td><td>10</td><td>10</td><td>8 1/2</td></tr> <tr> <td>Total salaries and wages, regular employees</td><td>24,700.00</td><td>24,700.00</td><td>22,887.00</td></tr> <tr> <td>Temporary and cooperative employees, at salaries ranging from \$1 to \$1,260 per year</td><td></td><td></td><td></td></tr> <tr> <td>Total salaries and wages, temporary and cooperative employees</td><td>2,077.00</td><td>2,077.00</td><td>1,195.19</td></tr> <tr> <td>Total number of employees, field service</td><td>14</td><td>14</td><td>12 1/2</td></tr> <tr> <td>Total salaries and wages, field service</td><td>26,777.00</td><td>26,777.00</td><td>24,082.19</td></tr> <tr> <td>01 Total personal services</td><td>128,940.00</td><td>132,000.00</td><td>123,501.78</td></tr> <tr> <td>Supplies and materials:</td><td></td><td></td><td></td></tr> <tr> <td>0200 Stationery and office supplies</td><td>3,850.00</td><td>6,150.00</td><td>5,178.80</td></tr> <tr> <td>0205 Supplies for information work</td><td>269.00</td><td>269.00</td><td>558.47</td></tr> <tr> <td>0220 Scientific and educational supplies</td><td>225.00</td><td>225.00</td><td>270.70</td></tr> <tr> <td>0230 Fuel</td><td>25.00</td><td>25.00</td><td>24.35</td></tr> <tr> <td>0280 Sundry supplies</td><td>3,600.00</td><td>3,600.00</td><td>2,615.29</td></tr> <tr> <td>02 Total supplies and materials</td><td>7,969.00</td><td>10,269.00</td><td>8,647.61</td></tr> </tbody> </table>		Estimated expenditures, 1927 appropriation	Estimated expenditures, 1926 appropriation	Expended and obligated, 1925	Departmental service:				Salaries—				Subprofessional service—				Grade 7, \$2,100 to \$2,700; average, \$2,400—				Principal scientific aids	No. Salary	No. Salary	No. Salary	Grade 5, \$1,680 to \$2,040; average, \$1,860—	9 \$2,389	9 \$2,389	9 1/2 \$2,308	Scientific aids				Grade 4, \$1,500 to \$1,860; average, \$1,680—	4 1,755	4 1,755	2 1/2 1,784	Assistant scientific aids	8 1,545	8 1,545	8 1/2 1,510	Clerical, administrative, and fiscal services—				Grade 12, \$5,200 to \$6,000; average, \$5,600—				Chief marketing specialist	1 5,200	1 5,200	1 1/2 5,280	Grade 11, \$3,800 to \$5,000; average, \$4,400—				Assistant chief marketing specialists	6 4,167	6 4,167	5 1/2 4,131	Grade 9, \$3,000 to \$3,600; average, \$3,300—				Marketing specialists	2 3,000	2 3,000	1 3,000	Grade 7, \$2,400 to \$3,000; average, \$2,700—				Assistant marketing specialists	2 2,800	2 2,800	2 2,800	Junior administrative assistants	3 2,633	3 2,633	4 1/2 2,672	Chief photographer	1 2,400	1 2,400		Grade 5, \$1,860 to \$2,400; average, \$2,111.42—				Senior photographers	1 1,980	2 1,980	1 1,860	Grade 3, \$1,500 to \$1,680; average, \$1,680—				Assistant photographer			1 1,500	Custodial service—				Grade 4, \$1,140 to \$1,500; average, \$1,320—				Assistant foreman of laborers			1 1,320	Grade 3, \$1,020 to \$1,260; average, \$1,140—				Senior laborers		1 1,080	4 1/2 1,058	Grade 2, \$800 to \$1,140; average, \$1,020—				Junior laborers	7 943	7 943	6 1/2 949	Total average number of employees	44	46	46 1/2	Total salaries, departmental service	102,163	105,223	99,419.59	The difference between 1927 and 1926 is due to decrease in force, \$3,060.				Field service:				Salaries and wages—				Salary range, \$3,800 to \$5,000; average, \$4,400—				Assistant chief marketing specialists	1 3,800	1 3,800	1 1/2 4,500	Salary range, \$3,000 to \$3,600; average, \$3,300—				Marketing specialists	4 3,200	4 3,200	3 3,244	Salary range, \$2,400 to \$3,000; average, \$2,700—				Assistant marketing specialist	1 2,400	1 2,400	1 2,800	Salary range, \$1,320 to \$1,680; average, \$1,500—				Junior clerks	4 1,425	4 1,425	2 1/2 1,405	Total average number of regular employees	10	10	8 1/2	Total salaries and wages, regular employees	24,700.00	24,700.00	22,887.00	Temporary and cooperative employees, at salaries ranging from \$1 to \$1,260 per year				Total salaries and wages, temporary and cooperative employees	2,077.00	2,077.00	1,195.19	Total number of employees, field service	14	14	12 1/2	Total salaries and wages, field service	26,777.00	26,777.00	24,082.19	01 Total personal services	128,940.00	132,000.00	123,501.78	Supplies and materials:				0200 Stationery and office supplies	3,850.00	6,150.00	5,178.80	0205 Supplies for information work	269.00	269.00	558.47	0220 Scientific and educational supplies	225.00	225.00	270.70	0230 Fuel	25.00	25.00	24.35	0280 Sundry supplies	3,600.00	3,600.00	2,615.29	02 Total supplies and materials	7,969.00	10,269.00	8,647.61			
	Estimated expenditures, 1927 appropriation	Estimated expenditures, 1926 appropriation	Expended and obligated, 1925																																																																																																																																																																																																																																												
Departmental service:																																																																																																																																																																																																																																															
Salaries—																																																																																																																																																																																																																																															
Subprofessional service—																																																																																																																																																																																																																																															
Grade 7, \$2,100 to \$2,700; average, \$2,400—																																																																																																																																																																																																																																															
Principal scientific aids	No. Salary	No. Salary	No. Salary																																																																																																																																																																																																																																												
Grade 5, \$1,680 to \$2,040; average, \$1,860—	9 \$2,389	9 \$2,389	9 1/2 \$2,308																																																																																																																																																																																																																																												
Scientific aids																																																																																																																																																																																																																																															
Grade 4, \$1,500 to \$1,860; average, \$1,680—	4 1,755	4 1,755	2 1/2 1,784																																																																																																																																																																																																																																												
Assistant scientific aids	8 1,545	8 1,545	8 1/2 1,510																																																																																																																																																																																																																																												
Clerical, administrative, and fiscal services—																																																																																																																																																																																																																																															
Grade 12, \$5,200 to \$6,000; average, \$5,600—																																																																																																																																																																																																																																															
Chief marketing specialist	1 5,200	1 5,200	1 1/2 5,280																																																																																																																																																																																																																																												
Grade 11, \$3,800 to \$5,000; average, \$4,400—																																																																																																																																																																																																																																															
Assistant chief marketing specialists	6 4,167	6 4,167	5 1/2 4,131																																																																																																																																																																																																																																												
Grade 9, \$3,000 to \$3,600; average, \$3,300—																																																																																																																																																																																																																																															
Marketing specialists	2 3,000	2 3,000	1 3,000																																																																																																																																																																																																																																												
Grade 7, \$2,400 to \$3,000; average, \$2,700—																																																																																																																																																																																																																																															
Assistant marketing specialists	2 2,800	2 2,800	2 2,800																																																																																																																																																																																																																																												
Junior administrative assistants	3 2,633	3 2,633	4 1/2 2,672																																																																																																																																																																																																																																												
Chief photographer	1 2,400	1 2,400																																																																																																																																																																																																																																													
Grade 5, \$1,860 to \$2,400; average, \$2,111.42—																																																																																																																																																																																																																																															
Senior photographers	1 1,980	2 1,980	1 1,860																																																																																																																																																																																																																																												
Grade 3, \$1,500 to \$1,680; average, \$1,680—																																																																																																																																																																																																																																															
Assistant photographer			1 1,500																																																																																																																																																																																																																																												
Custodial service—																																																																																																																																																																																																																																															
Grade 4, \$1,140 to \$1,500; average, \$1,320—																																																																																																																																																																																																																																															
Assistant foreman of laborers			1 1,320																																																																																																																																																																																																																																												
Grade 3, \$1,020 to \$1,260; average, \$1,140—																																																																																																																																																																																																																																															
Senior laborers		1 1,080	4 1/2 1,058																																																																																																																																																																																																																																												
Grade 2, \$800 to \$1,140; average, \$1,020—																																																																																																																																																																																																																																															
Junior laborers	7 943	7 943	6 1/2 949																																																																																																																																																																																																																																												
Total average number of employees	44	46	46 1/2																																																																																																																																																																																																																																												
Total salaries, departmental service	102,163	105,223	99,419.59																																																																																																																																																																																																																																												
The difference between 1927 and 1926 is due to decrease in force, \$3,060.																																																																																																																																																																																																																																															
Field service:																																																																																																																																																																																																																																															
Salaries and wages—																																																																																																																																																																																																																																															
Salary range, \$3,800 to \$5,000; average, \$4,400—																																																																																																																																																																																																																																															
Assistant chief marketing specialists	1 3,800	1 3,800	1 1/2 4,500																																																																																																																																																																																																																																												
Salary range, \$3,000 to \$3,600; average, \$3,300—																																																																																																																																																																																																																																															
Marketing specialists	4 3,200	4 3,200	3 3,244																																																																																																																																																																																																																																												
Salary range, \$2,400 to \$3,000; average, \$2,700—																																																																																																																																																																																																																																															
Assistant marketing specialist	1 2,400	1 2,400	1 2,800																																																																																																																																																																																																																																												
Salary range, \$1,320 to \$1,680; average, \$1,500—																																																																																																																																																																																																																																															
Junior clerks	4 1,425	4 1,425	2 1/2 1,405																																																																																																																																																																																																																																												
Total average number of regular employees	10	10	8 1/2																																																																																																																																																																																																																																												
Total salaries and wages, regular employees	24,700.00	24,700.00	22,887.00																																																																																																																																																																																																																																												
Temporary and cooperative employees, at salaries ranging from \$1 to \$1,260 per year																																																																																																																																																																																																																																															
Total salaries and wages, temporary and cooperative employees	2,077.00	2,077.00	1,195.19																																																																																																																																																																																																																																												
Total number of employees, field service	14	14	12 1/2																																																																																																																																																																																																																																												
Total salaries and wages, field service	26,777.00	26,777.00	24,082.19																																																																																																																																																																																																																																												
01 Total personal services	128,940.00	132,000.00	123,501.78																																																																																																																																																																																																																																												
Supplies and materials:																																																																																																																																																																																																																																															
0200 Stationery and office supplies	3,850.00	6,150.00	5,178.80																																																																																																																																																																																																																																												
0205 Supplies for information work	269.00	269.00	558.47																																																																																																																																																																																																																																												
0220 Scientific and educational supplies	225.00	225.00	270.70																																																																																																																																																																																																																																												
0230 Fuel	25.00	25.00	24.35																																																																																																																																																																																																																																												
0280 Sundry supplies	3,600.00	3,600.00	2,615.29																																																																																																																																																																																																																																												
02 Total supplies and materials	7,969.00	10,269.00	8,647.61																																																																																																																																																																																																																																												

Estimates of appropriations required for the service of the fiscal year ending June 30, 1927—Continued

General object (title of appropriation), date of acts, references to Statutes at Large, or to Revised Statutes, and estimated amount required for each detailed object

Total amount to be appropriated under each head of appropriation

Amount appropriated for the fiscal year ending June 30, 1926

Enforcement of the United States Cotton Futures Act and United States Cotton Standards Act—Continued.

	Estimated expenditures, 1927 appropriation	Estimated expenditures, 1926 appropriation	Expended and obligated, 1925
Communication service:			
0500 Telegraph service.....	\$2,725.00	\$2,725.00	\$3,569.22
0510 Telephone service.....	585.00	585.00	843.13
0520 Other communication service.....	205.00	205.00	293.82
05 Total communication service.....	3,515.00	3,515.00	4,706.17
Travel expenses:			
0615 Transportation.....	14,334.00	15,774.00	19,141.17
0616 Subsistence.....	3,000.00	3,500.00	5,115.64
06 Total travel expenses.....	17,334.00	19,274.00	24,256.81
07 Transportation of things.....	5,000.00	5,500.00	5,530.97
Printing and binding:			
0810 Lithographing, engraving, and engrossing.....			5.45
0820 Stenographic work, typewriting and duplicating work.....			2.50
08 Total printing and binding.....			7.95
10 Furnishing of heat, light, power, water, and electricity.....	25.00	25.00	26.38
Rents:			
1100 Rents of buildings and structures.....	3,726.00	3,726.00	3,370.30
1110 Other rents.....			45.00
11 Total rents.....	3,726.00	3,726.00	3,415.30
12 Repairs and alterations.....	300.00	300.00	472.02
13 Special and miscellaneous current expenses.....	175.00	175.00	195.65
Equipment:			
3010 Furniture, furnishings and fixtures.....	1,185.00	1,185.00	1,138.36
3020 Educational, scientific, and recreational equipment.....	650.00	650.00	832.84
3050 Other equipment.....	150.00	150.00	135.43
30 Total equipment.....	1,985.00	1,985.00	2,106.63
33 Supplies purchased for resale.....	6,031.00	8,031.00	8,954.18
Reserve.....		3,700.00	
Total.....	175,000.00	188,500.00	181,821.45

Enforcement of the United States Grain Standards Act—

To enable the Secretary of Agriculture to carry into effect the provisions of the United States grain standards act, including rent outside of the District of Columbia and the employment of such persons and means as the Secretary of Agriculture may deem necessary, in the city of Washington and elsewhere (*acts Aug. 11, 1916, vol. 39, pp. 482-485, secs. 1-12; Feb. 10, 1925, vol. 43, p. 845*)

\$598,940.00

\$598,940.00

	Estimated expenditures, 1927 appropriation	Estimated expenditures, 1926 appropriation	Expended and obligated, 1925
Departmental service:			
Salaries—			
Subprofessional service—			
Grade 6, \$1,860 to \$2,400; average, \$2,111.42—			
Senior library assistant.....	Average— No. 1 Salary \$2,300	Average— No. 1 Salary \$2,300	Average— No. 1 Salary \$2,300
Clerical, administrative and fiscal service—			
Grade 11, \$3,800 to \$5,000; average, \$4,400—			
Assistant chief marketing specialist.....	1 5,000	1 5,000	1 4,767
Administrative officer.....	1 3,800	1 3,800	1 3,508
Grade 9, \$3,000 to \$3,600; average, \$3,300—			
Senior administrative assistant.....			1½ 3,500
Grade 7, \$2,400 to \$3,000; average, \$2,700—			
Junior administrative assistant.....	1 2,900	1 2,900	1½ 2,825
Assistant marketing specialist.....	1 2,800	1 2,800	1 2,800
Grade 5, \$1,860 to \$2,400; average, \$2,111.42—			
Senior clerks.....	2 2,300	2 2,300	2 2,300
Senior photographer.....			1½ 2,100
Grade 2, \$1,320 to \$1,680; average, \$1,500—			
Junior clerk.....			1½ 1,320
Total average number of employees.....	7	7	9½
Total salaries, departmental service.....	21,400.00	21,400.00	25,947.80

Estimates of appropriations required for the service of the fiscal year ending June 30, 1927—Continued

General object (title of appropriation), date of acts, references to Statutes at Large, or to Revised Statutes, and estimated amount required for each detailed object				Total amount to be appropriated under each head of appropriation	Amount appropriated for the fiscal year ending June 30, 1926
<i>Enforcement of the United States Grain Standards Act—Continued.</i>					
	Estimated expenditures, 1927 appropriation	Estimated expenditures, 1926 appropriation	Expended and obligated, 1925		
Field service:					
Salaries and wages—	Average—	Average—	Average—		
Salary range, \$3,800 to \$5,000; average, \$4,400—	No. Salary	No. Salary	No. Salary		
Assistant chief marketing specialists.....	13 \$3,892	13 \$3,892	12½ \$3,836		
Salary range, \$3,000 to \$3,600; average, \$3,300—					
Marketing specialists.....	20 3,175	20 3,175	21½ 3,237		
Salary range, \$2,400 to \$3,000; average, \$2,700—					
Assistant marketing specialists.....	32 2,734	32 2,734	32½ 2,718		
Salary range, \$2,100 to \$2,700; average, \$2,400—					
Principal junior marketing specialists.....	34 2,235	34 2,235	35½ 2,226		
Salary range, \$1,860 to \$2,400; average, \$2,111.42—					
Junior marketing specialists.....	6 2,250	6 2,250	5½ 2,217		
Salary range, \$1,680 to \$2,040; average, \$1,860—					
Scientific aids.....	86 1,799	86 1,799	82½ 1,800		
Clerk.....			1½ 1,860		
Salary range, \$1,500 to \$1,860; average, \$1,680—					
Assistant clerk.....			1½ 1,500		
Salary range, \$1,320 to 1,680; average, \$1,500—					
Junior clerks.....			2½ 1,352		
Total average number of regular employees, field service.....	191	191	193½		
Total salaries and wages, field service.....	445,788.00	445,788.00	448,006.88		
01 Total personal services.....	467,188.00	467,188.00	473,954.68		
Supplies and materials:					
0200 Stationery and office supplies.....	3,425.00	3,425.00	3,131.00		
0206 Supplies for information work.....	367.00	367.00	290.50		
0220 Scientific and educational supplies.....	1,500.00	1,500.00	1,318.62		
0230 Fuel.....	3,500.00	3,500.00	3,404.51		
0280 Sundry supplies.....	1,500.00	1,500.00	1,488.12		
0290 Materials, etc.....	1.00	1.00	.45		
02 Total supplies and materials.....	10,293.00	10,293.00	9,631.20		
04 Subsistence and care of animals, and storage and care of vehicles.....	4,500.00	4,500.00	3,931.52		
Communication service:					
0500 Telegraph service.....	700.00	700.00	510.35		
0510 Telephone service.....	6,450.00	6,450.00	5,812.12		
0520 Other communication service.....	100.00	100.00	65.16		
05 Total communication service.....	7,250.00	7,250.00	6,387.63		
Travel expenses:					
0615 Transportation.....	17,300.00	16,300.00	14,973.77		
0616 Subsistence.....	8,950.00	7,950.00	8,745.51		
06 Total travel expenses.....	26,250.00	24,250.00	23,719.28		
07 Transportation of things.....	4,000.00	4,000.00	3,730.14		
Printing and binding:					
0820 Stenographic work, typewriting, and duplicating.....	50.00	50.00	57.91		
0830 Photographing and making photographs and prints.....			2.10		
08 Total printing and binding.....	50.00	50.00	60.01		
10 Furnishing of heat, light, power, water and electricity.....	800.00	800.00	795.38		
Rents:					
1100 Rents of buildings and structures.....	60,412.00	60,412.00	59,096.48		
1110 Other rents.....	960.00	960.00	746.95		
11 Total rents.....	61,372.00	61,372.00	59,843.43		
12 Repairs and alterations.....	5,500.00	5,500.00	4,996.89		
13 Special and miscellaneous current expenses.....	1,850.00	1,850.00	892.33		
Equipment:					
3000 Passenger-carrying vehicles.....	2,000.00	2,000.00	1,851.28		
3010 Furniture, furnishings and fixtures.....	3,000.00	3,000.00	2,260.90		
3020 Educational, scientific, and recreational equipment.....	3,500.00	3,500.00	3,200.49		
3050 Other equipment.....	1,387.00	1,387.00	1,059.58		
30 Total equipment.....	9,887.00	9,887.00	8,372.25		
Reserve.....		2,000.00			
Total.....	598,940.00	598,940.00	598,314.74		

Estimates of appropriations required for the service of the fiscal year ending June 30, 1927—Continued

General object (title of appropriation), date of acts, references to Statutes at Large, or to Revised Statutes, and estimated amount required for each detailed object	Total amount to be appropriated under each head of appropriation	Amount appropriated for the fiscal year ending June 30, 1926																																																																																																																																																																																																																																																																																				
<p>Administration of the United States Warehouse Act— To enable the Secretary of Agriculture to carry into effect the provisions of the United States warehouse act, including the payment of such rent outside of the District of Columbia and the employment of such persons and means as the Secretary of Agriculture may deem necessary, in the city of Washington and elsewhere, [\$205,060] (acts Aug. 11, 1916, vol. 39, pp. 486-491, secs. 1-33; Feb. 10, 1925, vol. 43, p. 845)</p>	\$199, 060. 00	\$205, 060. 00																																																																																																																																																																																																																																																																																				
<table><tr><td></td><td>Estimated expenditures, 1927 appropriation</td><td>Estimated expenditures, 1926 appropriation</td><td>Expended and obligated, 1925</td></tr><tr><td>Departmental service:</td><td></td><td></td><td></td></tr><tr><td>Salaries—</td><td></td><td></td><td></td></tr><tr><td>Professional and scientific service—</td><td></td><td></td><td></td></tr><tr><td>Grade 3, \$3,000 to \$3,600; average, \$3,300—</td><td>Average— No. Salary</td><td>Average— No. Salary</td><td>Average— No. Salary</td></tr><tr><td>Associate librarian.....</td><td></td><td></td><td>1 \$3, 033</td></tr><tr><td>Clerical, administrative, and fiscal service—</td><td></td><td></td><td></td></tr><tr><td>Grade 12, \$5,200 to \$6,000; average, \$5,600—</td><td></td><td></td><td></td></tr><tr><td>Chief marketing specialist.....</td><td>1 \$5, 200</td><td>1 \$5, 200</td><td>1 5, 200</td></tr><tr><td>Grade 11, \$3,800 to \$5,000; average, \$4,400—</td><td></td><td></td><td></td></tr><tr><td>Assistant chief marketing specialists.....</td><td>2 3, 800</td><td>2 3, 800</td><td>1 3, 800</td></tr><tr><td>Grade 9, \$3,000 to \$3,600; average, \$3,300—</td><td></td><td></td><td></td></tr><tr><td>Marketing specialists.....</td><td>2 3, 550</td><td>2 3, 550</td><td>2 3, 525</td></tr><tr><td>Grade 7, \$2,400 to \$3,000; average, \$2,700—</td><td></td><td></td><td></td></tr><tr><td>Assistant marketing specialists.....</td><td>4 2, 750</td><td>4 2, 750</td><td>5 2, 710</td></tr><tr><td>Junior administrative assistant.....</td><td></td><td></td><td>1 3, 000</td></tr><tr><td>Grade 6, \$2,100 to \$2,700; average, \$2,400—</td><td></td><td></td><td></td></tr><tr><td>Principal clerk.....</td><td>1 2, 700</td><td>1 2, 700</td><td>1 2, 700</td></tr><tr><td>Grade 2, \$1,320 to \$1,680; average, \$1,500—</td><td></td><td></td><td></td></tr><tr><td>Junior clerk.....</td><td></td><td></td><td>1 1, 440</td></tr><tr><td>Custodial service:</td><td></td><td></td><td></td></tr><tr><td>Grade 5, \$1,320 to \$1,680; average, \$1,500—</td><td></td><td></td><td></td></tr><tr><td>Foreman of laborers.....</td><td>1 1, 680</td><td>1 1, 680</td><td>1 1, 575</td></tr><tr><td>Grade 3, \$1,020 to \$1,260; average, \$1,140—</td><td></td><td></td><td></td></tr><tr><td>Senior laborer.....</td><td>1 1, 140</td><td>1 1, 140</td><td>1 1, 140</td></tr><tr><td>Total average number of employees.....</td><td>12</td><td>12</td><td>14</td></tr><tr><td>Total salaries, departmental service.....</td><td>36, 420. 00</td><td>36, 420. 00</td><td>39, 634. 66</td></tr><tr><td>Field service:</td><td></td><td></td><td></td></tr><tr><td>Salaries and wages—</td><td></td><td></td><td></td></tr><tr><td>Salary range, \$3,800 to \$5,000; average, \$4,400—</td><td></td><td></td><td></td></tr><tr><td>Assistant chief marketing specialist.....</td><td>1 4, 000</td><td>1 4, 000</td><td>1 3, 800</td></tr><tr><td>Salary range, \$3,000 to \$3,600; average, \$3,300—</td><td></td><td></td><td></td></tr><tr><td>Marketing specialists.....</td><td>6 3, 367</td><td>6 3, 367</td><td>4 3, 168</td></tr><tr><td>Salary range, \$2,400 to \$3,000; average, \$2,700—</td><td></td><td></td><td></td></tr><tr><td>Assistant marketing specialists.....</td><td>19 2, 463</td><td>19 2, 463</td><td>17 2, 427</td></tr><tr><td>Salary range, \$1,860 to \$2,400; average, \$2,111.42—</td><td></td><td></td><td></td></tr><tr><td>Junior agricultural statistician.....</td><td>1 1, 860</td><td>1 1, 860</td><td></td></tr><tr><td>Salary range, \$1,500 to \$1,860; average, \$1,680—</td><td></td><td></td><td></td></tr><tr><td>Assistant clerk.....</td><td>1 1, 560</td><td>2 1, 620</td><td>1 1, 500</td></tr><tr><td>Salary range, \$1,320 to \$1,680; average, \$1,500—</td><td></td><td></td><td></td></tr><tr><td>Junior clerk.....</td><td>3 1, 440</td><td>3 1, 440</td><td>4 1, 380</td></tr><tr><td>Total average number of regular employees.....</td><td>31</td><td>32</td><td>25</td></tr><tr><td>Total salaries and wages, regular employees.....</td><td>78, 739. 00</td><td>80, 419. 00</td><td>63, 748. 00</td></tr><tr><td>Temporary and cooperative employees, at salaries ranging from \$150 to \$2,400 per year.....</td><td>6</td><td>6</td><td>4</td></tr><tr><td>Total salaries and wages, temporary and cooperative employees.....</td><td>4, 611. 00</td><td>4, 611. 00</td><td>1, 525. 78</td></tr><tr><td>Total average number of employees, field service.....</td><td>37</td><td>38</td><td>29</td></tr><tr><td>Total salaries and wages, field service.....</td><td>83, 350. 00</td><td>85, 030. 00</td><td>65, 273. 78</td></tr><tr><td>The difference between 1927 and 1926 is due to decrease in force, \$1,680.</td><td></td><td></td><td></td></tr><tr><td>01 Total personal services.....</td><td>119, 770. 00</td><td>121, 450. 00</td><td>104, 908. 44</td></tr><tr><td>Supplies and materials:</td><td></td><td></td><td></td></tr><tr><td>0200 Stationery and office supplies.....</td><td>1, 080. 00</td><td>980. 00</td><td>734. 25</td></tr><tr><td>0206 Supplies for information work.....</td><td>125. 00</td><td>125. 00</td><td>70. 24</td></tr><tr><td>0220 Scientific and educational supplies.....</td><td>125. 00</td><td>125. 00</td><td>66. 77</td></tr><tr><td>0230 Fuel.....</td><td>475. 00</td><td>575. 00</td><td>432. 85</td></tr><tr><td>0280 Sundry supplies.....</td><td>75. 00</td><td>75. 00</td><td>78. 74</td></tr><tr><td>02 Total supplies and materials.....</td><td>1, 880. 00</td><td>1, 880. 00</td><td>1, 382. 85</td></tr><tr><td>04 Subsistence and care of animals and storage and care of vehicles.....</td><td>3, 000. 00</td><td>2, 000. 00</td><td>88. 50</td></tr><tr><td>Communication service:</td><td></td><td></td><td></td></tr><tr><td>0500 Telegraph service.....</td><td>580. 00</td><td>580. 00</td><td>591. 46</td></tr><tr><td>0510 Telephone service.....</td><td>1, 000. 00</td><td>1, 200. 00</td><td>580. 25</td></tr><tr><td>0520 Other communication service.....</td><td></td><td></td><td>51. 18</td></tr><tr><td>05 Total communication service.....</td><td>1, 580. 00</td><td>1, 780. 00</td><td>1, 222. 89</td></tr><tr><td>Travel expenses:</td><td></td><td></td><td></td></tr><tr><td>0615 Transportation.....</td><td>29, 080. 00</td><td>29, 000. 00</td><td>24, 626. 72</td></tr><tr><td>0616 Subsistence.....</td><td>35, 000. 00</td><td>34, 000. 00</td><td>29, 242. 15</td></tr><tr><td>06 Total travel expenses.....</td><td>64, 080. 00</td><td>63, 000. 00</td><td>53, 868. 87</td></tr><tr><td>07 Transportation of things.....</td><td>800. 00</td><td>1, 000. 00</td><td>480. 14</td></tr><tr><td>08 Photographing and making photographs and prints.....</td><td>50. 00</td><td>50. 00</td><td>2. 88</td></tr><tr><td>10 Furnishing of heat, light, power, water, and electricity.....</td><td>150. 00</td><td>150. 00</td><td>50. 68</td></tr></table>		Estimated expenditures, 1927 appropriation	Estimated expenditures, 1926 appropriation	Expended and obligated, 1925	Departmental service:				Salaries—				Professional and scientific service—				Grade 3, \$3,000 to \$3,600; average, \$3,300—	Average— No. Salary	Average— No. Salary	Average— No. Salary	Associate librarian.....			1 \$3, 033	Clerical, administrative, and fiscal service—				Grade 12, \$5,200 to \$6,000; average, \$5,600—				Chief marketing specialist.....	1 \$5, 200	1 \$5, 200	1 5, 200	Grade 11, \$3,800 to \$5,000; average, \$4,400—				Assistant chief marketing specialists.....	2 3, 800	2 3, 800	1 3, 800	Grade 9, \$3,000 to \$3,600; average, \$3,300—				Marketing specialists.....	2 3, 550	2 3, 550	2 3, 525	Grade 7, \$2,400 to \$3,000; average, \$2,700—				Assistant marketing specialists.....	4 2, 750	4 2, 750	5 2, 710	Junior administrative assistant.....			1 3, 000	Grade 6, \$2,100 to \$2,700; average, \$2,400—				Principal clerk.....	1 2, 700	1 2, 700	1 2, 700	Grade 2, \$1,320 to \$1,680; average, \$1,500—				Junior clerk.....			1 1, 440	Custodial service:				Grade 5, \$1,320 to \$1,680; average, \$1,500—				Foreman of laborers.....	1 1, 680	1 1, 680	1 1, 575	Grade 3, \$1,020 to \$1,260; average, \$1,140—				Senior laborer.....	1 1, 140	1 1, 140	1 1, 140	Total average number of employees.....	12	12	14	Total salaries, departmental service.....	36, 420. 00	36, 420. 00	39, 634. 66	Field service:				Salaries and wages—				Salary range, \$3,800 to \$5,000; average, \$4,400—				Assistant chief marketing specialist.....	1 4, 000	1 4, 000	1 3, 800	Salary range, \$3,000 to \$3,600; average, \$3,300—				Marketing specialists.....	6 3, 367	6 3, 367	4 3, 168	Salary range, \$2,400 to \$3,000; average, \$2,700—				Assistant marketing specialists.....	19 2, 463	19 2, 463	17 2, 427	Salary range, \$1,860 to \$2,400; average, \$2,111.42—				Junior agricultural statistician.....	1 1, 860	1 1, 860		Salary range, \$1,500 to \$1,860; average, \$1,680—				Assistant clerk.....	1 1, 560	2 1, 620	1 1, 500	Salary range, \$1,320 to \$1,680; average, \$1,500—				Junior clerk.....	3 1, 440	3 1, 440	4 1, 380	Total average number of regular employees.....	31	32	25	Total salaries and wages, regular employees.....	78, 739. 00	80, 419. 00	63, 748. 00	Temporary and cooperative employees, at salaries ranging from \$150 to \$2,400 per year.....	6	6	4	Total salaries and wages, temporary and cooperative employees.....	4, 611. 00	4, 611. 00	1, 525. 78	Total average number of employees, field service.....	37	38	29	Total salaries and wages, field service.....	83, 350. 00	85, 030. 00	65, 273. 78	The difference between 1927 and 1926 is due to decrease in force, \$1,680.				01 Total personal services.....	119, 770. 00	121, 450. 00	104, 908. 44	Supplies and materials:				0200 Stationery and office supplies.....	1, 080. 00	980. 00	734. 25	0206 Supplies for information work.....	125. 00	125. 00	70. 24	0220 Scientific and educational supplies.....	125. 00	125. 00	66. 77	0230 Fuel.....	475. 00	575. 00	432. 85	0280 Sundry supplies.....	75. 00	75. 00	78. 74	02 Total supplies and materials.....	1, 880. 00	1, 880. 00	1, 382. 85	04 Subsistence and care of animals and storage and care of vehicles.....	3, 000. 00	2, 000. 00	88. 50	Communication service:				0500 Telegraph service.....	580. 00	580. 00	591. 46	0510 Telephone service.....	1, 000. 00	1, 200. 00	580. 25	0520 Other communication service.....			51. 18	05 Total communication service.....	1, 580. 00	1, 780. 00	1, 222. 89	Travel expenses:				0615 Transportation.....	29, 080. 00	29, 000. 00	24, 626. 72	0616 Subsistence.....	35, 000. 00	34, 000. 00	29, 242. 15	06 Total travel expenses.....	64, 080. 00	63, 000. 00	53, 868. 87	07 Transportation of things.....	800. 00	1, 000. 00	480. 14	08 Photographing and making photographs and prints.....	50. 00	50. 00	2. 88	10 Furnishing of heat, light, power, water, and electricity.....	150. 00	150. 00	50. 68		
	Estimated expenditures, 1927 appropriation	Estimated expenditures, 1926 appropriation	Expended and obligated, 1925																																																																																																																																																																																																																																																																																			
Departmental service:																																																																																																																																																																																																																																																																																						
Salaries—																																																																																																																																																																																																																																																																																						
Professional and scientific service—																																																																																																																																																																																																																																																																																						
Grade 3, \$3,000 to \$3,600; average, \$3,300—	Average— No. Salary	Average— No. Salary	Average— No. Salary																																																																																																																																																																																																																																																																																			
Associate librarian.....			1 \$3, 033																																																																																																																																																																																																																																																																																			
Clerical, administrative, and fiscal service—																																																																																																																																																																																																																																																																																						
Grade 12, \$5,200 to \$6,000; average, \$5,600—																																																																																																																																																																																																																																																																																						
Chief marketing specialist.....	1 \$5, 200	1 \$5, 200	1 5, 200																																																																																																																																																																																																																																																																																			
Grade 11, \$3,800 to \$5,000; average, \$4,400—																																																																																																																																																																																																																																																																																						
Assistant chief marketing specialists.....	2 3, 800	2 3, 800	1 3, 800																																																																																																																																																																																																																																																																																			
Grade 9, \$3,000 to \$3,600; average, \$3,300—																																																																																																																																																																																																																																																																																						
Marketing specialists.....	2 3, 550	2 3, 550	2 3, 525																																																																																																																																																																																																																																																																																			
Grade 7, \$2,400 to \$3,000; average, \$2,700—																																																																																																																																																																																																																																																																																						
Assistant marketing specialists.....	4 2, 750	4 2, 750	5 2, 710																																																																																																																																																																																																																																																																																			
Junior administrative assistant.....			1 3, 000																																																																																																																																																																																																																																																																																			
Grade 6, \$2,100 to \$2,700; average, \$2,400—																																																																																																																																																																																																																																																																																						
Principal clerk.....	1 2, 700	1 2, 700	1 2, 700																																																																																																																																																																																																																																																																																			
Grade 2, \$1,320 to \$1,680; average, \$1,500—																																																																																																																																																																																																																																																																																						
Junior clerk.....			1 1, 440																																																																																																																																																																																																																																																																																			
Custodial service:																																																																																																																																																																																																																																																																																						
Grade 5, \$1,320 to \$1,680; average, \$1,500—																																																																																																																																																																																																																																																																																						
Foreman of laborers.....	1 1, 680	1 1, 680	1 1, 575																																																																																																																																																																																																																																																																																			
Grade 3, \$1,020 to \$1,260; average, \$1,140—																																																																																																																																																																																																																																																																																						
Senior laborer.....	1 1, 140	1 1, 140	1 1, 140																																																																																																																																																																																																																																																																																			
Total average number of employees.....	12	12	14																																																																																																																																																																																																																																																																																			
Total salaries, departmental service.....	36, 420. 00	36, 420. 00	39, 634. 66																																																																																																																																																																																																																																																																																			
Field service:																																																																																																																																																																																																																																																																																						
Salaries and wages—																																																																																																																																																																																																																																																																																						
Salary range, \$3,800 to \$5,000; average, \$4,400—																																																																																																																																																																																																																																																																																						
Assistant chief marketing specialist.....	1 4, 000	1 4, 000	1 3, 800																																																																																																																																																																																																																																																																																			
Salary range, \$3,000 to \$3,600; average, \$3,300—																																																																																																																																																																																																																																																																																						
Marketing specialists.....	6 3, 367	6 3, 367	4 3, 168																																																																																																																																																																																																																																																																																			
Salary range, \$2,400 to \$3,000; average, \$2,700—																																																																																																																																																																																																																																																																																						
Assistant marketing specialists.....	19 2, 463	19 2, 463	17 2, 427																																																																																																																																																																																																																																																																																			
Salary range, \$1,860 to \$2,400; average, \$2,111.42—																																																																																																																																																																																																																																																																																						
Junior agricultural statistician.....	1 1, 860	1 1, 860																																																																																																																																																																																																																																																																																				
Salary range, \$1,500 to \$1,860; average, \$1,680—																																																																																																																																																																																																																																																																																						
Assistant clerk.....	1 1, 560	2 1, 620	1 1, 500																																																																																																																																																																																																																																																																																			
Salary range, \$1,320 to \$1,680; average, \$1,500—																																																																																																																																																																																																																																																																																						
Junior clerk.....	3 1, 440	3 1, 440	4 1, 380																																																																																																																																																																																																																																																																																			
Total average number of regular employees.....	31	32	25																																																																																																																																																																																																																																																																																			
Total salaries and wages, regular employees.....	78, 739. 00	80, 419. 00	63, 748. 00																																																																																																																																																																																																																																																																																			
Temporary and cooperative employees, at salaries ranging from \$150 to \$2,400 per year.....	6	6	4																																																																																																																																																																																																																																																																																			
Total salaries and wages, temporary and cooperative employees.....	4, 611. 00	4, 611. 00	1, 525. 78																																																																																																																																																																																																																																																																																			
Total average number of employees, field service.....	37	38	29																																																																																																																																																																																																																																																																																			
Total salaries and wages, field service.....	83, 350. 00	85, 030. 00	65, 273. 78																																																																																																																																																																																																																																																																																			
The difference between 1927 and 1926 is due to decrease in force, \$1,680.																																																																																																																																																																																																																																																																																						
01 Total personal services.....	119, 770. 00	121, 450. 00	104, 908. 44																																																																																																																																																																																																																																																																																			
Supplies and materials:																																																																																																																																																																																																																																																																																						
0200 Stationery and office supplies.....	1, 080. 00	980. 00	734. 25																																																																																																																																																																																																																																																																																			
0206 Supplies for information work.....	125. 00	125. 00	70. 24																																																																																																																																																																																																																																																																																			
0220 Scientific and educational supplies.....	125. 00	125. 00	66. 77																																																																																																																																																																																																																																																																																			
0230 Fuel.....	475. 00	575. 00	432. 85																																																																																																																																																																																																																																																																																			
0280 Sundry supplies.....	75. 00	75. 00	78. 74																																																																																																																																																																																																																																																																																			
02 Total supplies and materials.....	1, 880. 00	1, 880. 00	1, 382. 85																																																																																																																																																																																																																																																																																			
04 Subsistence and care of animals and storage and care of vehicles.....	3, 000. 00	2, 000. 00	88. 50																																																																																																																																																																																																																																																																																			
Communication service:																																																																																																																																																																																																																																																																																						
0500 Telegraph service.....	580. 00	580. 00	591. 46																																																																																																																																																																																																																																																																																			
0510 Telephone service.....	1, 000. 00	1, 200. 00	580. 25																																																																																																																																																																																																																																																																																			
0520 Other communication service.....			51. 18																																																																																																																																																																																																																																																																																			
05 Total communication service.....	1, 580. 00	1, 780. 00	1, 222. 89																																																																																																																																																																																																																																																																																			
Travel expenses:																																																																																																																																																																																																																																																																																						
0615 Transportation.....	29, 080. 00	29, 000. 00	24, 626. 72																																																																																																																																																																																																																																																																																			
0616 Subsistence.....	35, 000. 00	34, 000. 00	29, 242. 15																																																																																																																																																																																																																																																																																			
06 Total travel expenses.....	64, 080. 00	63, 000. 00	53, 868. 87																																																																																																																																																																																																																																																																																			
07 Transportation of things.....	800. 00	1, 000. 00	480. 14																																																																																																																																																																																																																																																																																			
08 Photographing and making photographs and prints.....	50. 00	50. 00	2. 88																																																																																																																																																																																																																																																																																			
10 Furnishing of heat, light, power, water, and electricity.....	150. 00	150. 00	50. 68																																																																																																																																																																																																																																																																																			

Estimates of appropriations required for the service of the fiscal year ending June 30, 1927—Continued

General object (title of appropriation), date of acts, references to Statutes at Large, or to Revised Statutes, and estimated amount required for each detailed object				Total amount to be appropriated under each head of appropriation	Amount appropriated for the fiscal year ending June 30, 1926
<i>Administration of the United States Warehouse Act—Continued.</i>					
	Estimated expenditures, 1927 appropriation	Estimated expenditures, 1926 appropriation	Expended and obligated, 1925		
Rents:					
1100 Rents of buildings and structures.....	\$4,000.00	\$4,000.00	\$2,236.00		
1110 Other rents.....			5.75		
11 Total rents.....	4,000.00	4,000.00	2,241.75		
12 Repairs and alterations.....	800.00	800.00	818.88		
13 Special and miscellaneous current expenses.....	30.00	30.00	29.12		
Equipment:					
3000 Passenger-carrying vehicles.....	2,295.00	3,120.00	2,331.69		
3010 Furniture, furnishings, and fixtures.....	475.00	500.00	476.53		
3020 Educational, scientific, and recreational equipment.....	50.00	100.00	40.18		
3050 Other equipment.....	100.00	200.00	71.39		
30 Total equipment.....	2,920.00	3,920.00	2,919.79		
Reserve.....		5,000.00			
Total.....	199,060.00	205,060.00	168,014.79		
<i>Enforcement of the Standard Container Act—</i>					
To enable the Secretary of Agriculture to carry into effect the act entitled "An act to fix standards for Climax baskets for grapes and other fruits and vegetables, and to fix standards for baskets and other containers for small fruits, berries, and vegetables, and for other purposes," approved August 31, 1916, including the employment of such persons and means as the Secretary of Agriculture may deem necessary in the city of Washington and elsewhere (<i>acts Aug. 31, 1916, vol. 39, p. 673; Feb. 10, 1925, vol. 43, p. 846</i>).....				\$5,000.00	\$5,000.00
	Estimated expenditures, 1927 appropriation	Estimated expenditures, 1926 appropriation	Expended and obligated, 1925		
Departmental service:					
Salaries—					
Clerical, administrative, and fiscal service—	Average—	Average—	Average—		
Grade 9, \$3,000 to \$3,600; average, \$3,300—	No. 1 Salary \$3,400.00	No. 1 Salary \$3,400.00	No. 1 Salary \$3,175.00		
Marketing specialist.....					
01 Total average number of employees.....	1	1	1		
Total salaries, departmental service.....	3,400.00	3,400.00	3,175.00		
Supplies and materials:					
0200 Stationery and office supplies.....	130.00	130.00	167.96		
0206 Supplies for information work.....			5.49		
0220 Scientific and educational supplies.....	25.00	25.00	8.50		
0280 Sundry supplies.....			3.52		
02 Total supplies and materials.....	155.00	155.00	185.49		
Communication service:					
0500 Telegraph service.....	10.00	10.00	11.71		
0510 Telephone service.....	15.00	15.00	24.79		
05 Total communication service.....	25.00	25.00	36.50		
Travel expenses:					
0615 Transportation.....	760.00	710.00	855.68		
0616 Subsistence.....	400.00	400.00	485.64		
06 Total travel expenses.....	1,160.00	1,110.00	1,341.32		
07 Transportation of things (service).....	175.00	175.00	166.71		
08 Photographing and making photographs and prints.....			1.47		
12 Repairs and alterations.....	65.00	65.00	72.15		
Equipment:					
3010 Furniture, furnishings, and fixtures.....	10.00	10.00	3.60		
3020 Educational, scientific, and recreational equipment.....	10.00	10.00	11.77		
3050 Other equipment.....			5.99		
30 Total equipment.....	20.00	20.00	21.36		
Reserve.....		50.00			
Total.....	5,000.00	5,000.00	5,000.00		

Estimates of appropriations required for the service of the fiscal year ending June 30, 1927—Continued

General object (title of appropriation), date of acts, references to Statutes at Large, or to Revised Statutes, and estimated amount required for each detailed object				Total amount to be appropriated under each head of appropriation	Amount appropriated for the fiscal year ending June 30, 1926
Salaries and Expenses, Wool Division, Bureau of Agricultural Economics— To enable the Bureau of Agricultural Economics to complete the work of the domestic wool section of the War Industries Board and to enforce Government regulations for handling the wool clip of 1918 as established by the wool division of said board, pursuant to the Executive order dated December 31, 1918, transferring such work to the said bureau, [\$11,290] \$6,290 , and to continue, as far as practicable, the distribution among the growers of the wool clip of 1918 of all sums heretofore or hereafter collected or recovered with or without suit by the Government from all persons, firms, or corporations which handled any part of the wool clip of 1918 (<i>act Feb. 10, 1925, vol. 43, p. 846</i>)				\$6,290.00	\$11,290.00
	Estimated expenditures, 1927 appropriation	Estimated expenditures, 1926 appropriation	Expended and obligated, 1925		
Departmental service:					
Salaries—					
Clerical, administrative, and fiscal service—					
Grade 12, \$5,200 to \$6,000; average, \$5,600—	Average— No. Salary	Average— No. Salary	Average— No. Salary		
Chief marketing specialist	1 \$5,000	1 \$5,000	1 \$5,000		
Grade 9, \$3,000 to \$3,600; average, \$3,300—					
Senior administrative assistant	1 \$3,200	1 \$3,200	1 3,033		
Grade 7, \$2,400 to \$3,000; average, \$2,700—					
Junior administrative assistant	1 2,700	1 2,700	1 2,600		
Grade 4, \$1,680 to \$2,040; average, \$1,860—					
Clerk	1 1,680	1 1,680	1 1,680		
Grade 2, \$1,320 to \$1,680; average, \$1,500—					
Junior clerk			1 1,452		
Total average number of regular employees	2	2	3 1/2		
Total salaries of regular employees	4,630.00	4,630.00	9,000.02		
Total salaries of temporary employees		360.00			
Total average number of employees	2	3	3 1/2		
01 Total salaries, departmental service	4,630.00	4,990.00	9,000.02		
The difference between 1927 and 1926 is due to decrease in force (temporary employees), \$360.					
Supplies and materials:					
0200 Stationery and office supplies	100.00	100.00	206.87		
0280 Sundry supplies	100.00	100.00			
02 Total supplies and materials	200.00	200.00	206.87		
Communication service:					
0500 Telegraph service	10.00	40.00	13.76		
0510 Telephone service	50.00	60.00	49.86		
05 Total communication service	60.00	100.00	63.62		
Travel expenses:					
0615 Transportation	600.00	500.00	554.47		
0616 Subsistence	600.00	290.00	329.69		
06 Total travel expenses	1,200.00	790.00	884.16		
07 Transportation of things (service)		10.00			
12 Repairs and alterations	100.00	100.00	70.97		
Equipment:					
3010 Furniture, furnishings and fixtures	100.00	100.00	133.57		
30 Total equipment	100.00	100.00	133.57		
Reserve		5,000.00			
Total	6,290.00	11,290.00	10,359.21		

Estimates of appropriations required for the service of the fiscal year ending June 30, 1927—Continued

General object (title of appropriation), date of acts, references to Statutes at Large, or to Revised Statutes, and estimated amount required for each detailed object				Total amount to be appropriated under each head of appropriation	Amount appropriated for the fiscal year ending June 30, 1926
CENTER MARKET, DISTRICT OF COLUMBIA					
<i>Operation of Center Market, Washington, D. C.:</i>					
Operation and Management—To enable the Secretary of Agriculture, in carrying out the provisions of the act of March 4, 1921 (Forty-first Statutes at Large, page 1441), to pay for ice, electricity, gas, fuel, travel, stationery, printing, telegrams, telephones, labor, supplies, materials, equipment, miscellaneous expenses, necessary repairs and alterations, to be reimbursed by any person for whose account any such expenditure may be made: <i>Provided</i> , That the Secretary of Agriculture may purchase necessary supplies and equipment for use at Center Market, without regard to awards made by General Supply Committee; to continue the employment of the necessary persons under the conditions in existence at the time of the taking over of the property by the Secretary of Agriculture, with such changes thereof as he may find necessary; to provide a fund for the payment of freight, express, drayage, and other charges and claims against the commodities accepted for storage, and to require reimbursement thereof with interest at the rate of 6 per centum per annum under such rules as the Secretary of Agriculture may prescribe, and to remove, sell, or otherwise dispose of such commodities held as security for such payment when such reimbursement is not made when due, all reimbursement of such payments and all receipts from such disposition of commodities to be credited to such fund and to be reexpendable therefrom; and to use such other means as the Secretary of Agriculture may find necessary for the proper occupancy and use by the Government and its tenants of said property, [\$176,000] \$171,000: <i>Provided</i> , That not more than \$500 may be used for the payment of claims for the loss of or damage to goods while in storage in Center Market that have accrued or may accrue at any time during the operation thereof by the Secretary of Agriculture in accordance with such regulations as he may prescribe (<i>act Feb. 10, 1925, vol. 43, p. 846</i>)				\$171, 000. 00	\$176, 000. 00
	Estimated expenditures, 1927 appropriation	Estimated expenditures, 1926 appropriation	Expended and obligated, 1925		
Departmental service:					
Salaries—					
Professional and scientific service—	<i>Average—</i>	<i>Average—</i>	<i>Average—</i>		
Grade 2, \$2,400 to \$3,000; average, \$2,700—	No. Salary	No. Salary	No. Salary		
Assistant scientist.....	1 \$2,500	1 \$2,500	1 \$2,434		
Clerical, administrative, and fiscal service—					
Grade 11, \$3,800 to \$5,000; average, \$4,400—					
Assistant chief business specialist.....	★ 5,000	★ 5,000	★ 4,656		
Grade 10, \$3,300 to \$3,900; average, \$3,600—					
Junior administrative officers.....	2 3,600	2 3,600	2 3,444		
Grade 7, \$2,400 to \$3,000; average, \$2,700—					
Junior administrative assistant.....	★ 2,800	★ 2,800	★ 2,801		
Grade 6, \$2,100 to \$2,700; average, \$2,400—					
Principal clerks.....	2 2,700	2 2,700	2 2,700		
Grade 3, \$1,500 to \$1,860; average, \$1,680—					
Assistant clerks.....	2 1,620	2 1,620	3½ 1,612		
Grade 2, \$1,320 to \$1,680; average, \$1,500—					
Junior clerks.....	1 1,440	1 1,440	2½ 1,495		
Custodial service—					
Grade 3, \$1,020 to \$1,260; average, \$1,140—					
Guards (watchmen).....	7 1,071	7 1,071	6½ 1,222		
Senior laborer.....	1 1,200	1 1,200	1 1,200		
Grade 2, \$900 to \$1,140; average, \$1,020—					
Junior laborer.....	1 900	1 900	1 900		
Assistant messenger.....	1 960	1 960	1 900		
Per diem and other unclassified employees—					
Chief engineer.....	1 4,000	1 4,000	1 3,840		
Cold storage supervisor.....	1 2,500	1 2,500	1 2,500		
Engineers.....	5 2,569	5 2,569	5 2,218		
Carpenters.....	1 2,113	1 2,113	1½ 2,113		
Firemen.....	3 1,642	3 1,642	2½ 1,642		
Cold storage assistants.....	6 1,492	6 1,492	2½ 1,308		
Tinner.....	1 1,956	1 1,956	1 1,956		
Operators.....	2 1,122	2 1,122	2½ 958		
Plumber.....	1 1,095	1 1,095	1 1,095		
Laborers.....	19 1,162	19 1,162	19½ 1,168		
Total number of regular employees.....	58½	58½	59½		
Total salaries, departmental service.....	96,246.00	96,246.00	95,439.00		
Temporary employees and overtime.....	754.00	754.00	1,126.02		
01 Total personal services.....	97,000.00	97,000.00	96,565.02		
Supplies and materials:					
0200 Stationery and office supplies.....	400.00	400.00	375.07		
0206 Supplies for information work.....			2.20		
0220 Scientific and educational supplies.....			.35		
0230 Fuel.....	2,300.00	2,300.00	8,183.94		
0280 Sundry supplies.....	4,500.00	4,500.00	4,385.67		
0290 Materials.....	500.00	500.00	518.25		
02 Total supplies and materials.....	7,700.00	7,700.00	13,465.48		

Estimates of appropriations required for the service of the fiscal year ending June 30, 1927—Continued

General object (title of appropriation), date of acts, references to Statutes at Large, or to Revised Statutes, and estimated amount required for each detailed object				Total amount to be appropriated under each head of appropriation	Amount appropriated for the fiscal year ending June 30, 1926
<i>Operation of Center Market, Washington, D. C.—Continued.</i>					
	Estimated expenditures, 1927 appropriation	Estimated expenditures, 1926 appropriation	Expended and obligated, 1925		
Communication service:					
0500 Telegraph service.....			\$0.79		
0510 Telephone service.....	\$500.00	\$500.00	448.85		
05 Total communication service.....	500.00	500.00	449.64		
Travel expenses:					
0615 Transportation.....	300.00	300.00	130.47		
0616 Subsistence.....	200.00	200.00	29.05		
06 Total travel expenses.....	500.00	500.00	159.52		
07 Transportation of things (service).....	600.00	600.00	545.79		
09 Advertising and publication of notices.....	200.00	200.00	37.62		
10 Furnishing of heat, light, power, water, and electricity.....	32,600.00	32,600.00	26,911.73		
12 Repairs and alterations.....	19,000.00	15,500.00	15,165.89		
13 Special and miscellaneous current expenses.....	2,000.00	2,000.00	89.56		
Equipment:					
3010 Furniture, furnishings, and fixtures.....	500.00	500.00	56.07		
3020 Educational, scientific, and recreational equipment.....			24.38		
3050 Other equipment.....	10,400.00	10,400.00	14,485.79		
30 Total equipment.....	10,900.00	10,900.00	14,566.24		
Reserve.....		8,500.00			
Total.....	171,000.00	178,000.00	167,956.49		
Total, Bureau of Agricultural Economics, [\$4,738,056] \$4,581,128, of which amount not to exceed [\$1,792,498] \$1,761,297 may be expended for personal services in the District of Columbia.....				\$4,581,128.00	\$4,738,056.00
BUREAU OF HOME ECONOMICS					
<i>Salaries, Bureau of Home Economics—</i>					
For chief of bureau and other personal services in the District of Columbia in accordance with the classification act of 1923 (<i>act Feb. 10, 1925, vol. 43, p. 847</i>).....				27,244.00	27,244.00
	Estimated expenditures, 1927 appropriation	Estimated expenditures, 1926 appropriation	Expended and obligated, 1925		
Departmental service:					
Salaries—					
Professional and scientific service—					
Grade 6, \$6,000 to \$7,500; average, \$6,750—	Average—	Average—	Average—		
Chief scientist.....	No. 1 Salary \$6,000	No. 1 Salary \$6,000	No. 1 Salary \$6,000		
Grade 1, \$1,860 to \$2,400; average, \$2,111.42—					
Junior economist.....			1 2,100		
Clerical, administrative, and fiscal service—					
Grade 5, \$1,860 to \$2,400; average, \$2,111.42—					
Senior clerks.....	1 1,860	1 1,860	1 1,860		
Senior clerk-stenographer.....	1 1,920	1 1,920	1 1,860		
Grade 4, \$1,680 to \$2,040; average, \$1,860—					
Clerk.....	1 1,860	1 1,860	1 1,860		
Grade 3, \$1,500 to \$1,860; average, \$1,680—					
Assistant clerk-stenographers.....	4 1,620	4 1,620	6 1,560		
Assistant clerk.....			1 1,600		
Grade 2, \$1,320 to \$1,680; average, \$1,500—					
Junior clerks.....	5 1,368	5 1,368	1 1,360		
Grade 1, \$1,140 to \$1,500; average, \$1,320—					
Underoperator.....	1 1,380	1 1,380	1 1,380		
Underclerk.....			1 1,380		
Custodial service—					
Grade 2, \$900 to \$1,140; average, \$1,020—					
Junior laborer.....	1 900	1 900	1 900		
Grade 1, \$600 to \$780; average, \$690—					
Junior messenger.....			1 720		
01 Total number of employees.....	15	15	15		
Total salaries departmental service.....	27,244.00	27,244.00	27,143.75		

Estimates of appropriations required for the service of the fiscal year ending June 30, 1927—Continued

General object (title of appropriation), date of acts, references to Statutes at Large, or to Revised Statutes, and estimated amount required for each detailed object				Total amount to be appropriated under each head of appropriation	Amount appropriated for the fiscal year ending June 30, 1926
General Expenses, Bureau of Home Economics— To enable the Secretary of Agriculture to investigate the relative utility and economy of agricultural products for food, clothing, and other uses in the home, with special suggestions of plans and methods for the more effective utilization of such products for these purposes, and to disseminate useful information on this subject, including the employment of labor in the city of Washington and elsewhere, supplies, and all other necessary expenses [\$90,000, of which amount not to exceed \$80,885 may be expended for personal services in the District of Columbia] (act Feb. 10, 1925, vol. 43, p. 847)				\$90,000.00	\$90,000.00
Departmental service: Salaries Professional and scientific service— Grade 5, \$4,200 to \$6,000; average, \$5,600— Senior economic analyst..... Senior scientist..... Grade 4, \$3,800 to \$5,000; average, \$4,400— Scientist..... Economists..... Grade 3, \$3,000 to \$3,600; average, \$3,300— Associate scientists..... Associate economist..... Grade 2, \$2,400 to \$3,000; average, \$2,700— Assistant scientists..... Grade 1, \$1,860 to \$2,400; average, \$2,111.42— Junior scientists..... Junior economists..... Subprofessional service— Grade 6, \$1,860 to \$2,400; average, \$2,111.42— Senior library assistant..... Grade 4, \$1,500 to \$1,860; average, \$1,680— Assistant scientific aids..... Grade 2, \$1,140 to \$1,500; average, \$1,320— Under scientific helper..... Grade 1, \$900 to \$1,260; average, \$1,080— Minor scientific helper..... Clerical, administrative, and fiscal service: Grade 5, \$1,860 to \$2,400; average, \$2,111.42— Senior clerk..... Senior clerk-stenographer..... Grade 3, \$1,500 to \$1,860; average, \$1,680— Clerk-stenographers..... Grade 2, \$1,320 to \$1,680; average, \$1,500— Junior clerks..... Grade 1, \$1,140 to \$1,500; average, \$1,320— Under operator..... Under clerk..... Custodial service: Grade 2, \$900 to \$1,140; average, \$1,020— Junior laborers..... Grade 1, \$600 to \$780; average, \$690— Junior messenger..... Total average number of employees..... 01 Total salaries, departmental service..... Supplies and materials: 0200 Stationery and office supplies..... 0220 Scientific and educational supplies..... 0230 Fuel..... 0280 Sundry supplies..... 0290 Materials not allocated..... 02 Total supplies and materials..... Communication service: 0500 Telegraph service..... 0510 Telephone service..... 0520 Other communication service..... 05 Total communication service..... Travel expenses: 0615 Transportation..... 0616 Subsistence and per diem..... 06 Total travel expense..... 07 Transportation of things (service)..... 10 Furnishing of heat, light, and power..... 12 Repairs and alterations..... 13 Special and miscellaneous current expenses..... Equipment: 3010 Furniture, furnishings, and fixtures..... 3020 Educational, scientific, and recreational equipment..... 3050 Other equipment..... 30 Total equipment..... Reserve..... Total.....					
Total, Bureau of Home Economics, \$117,244 of which amount not to exceed [\$108,129] \$108,099 may be expended for personal services in the District of Columbia.				117,244.00	117,244.00

Estimates of appropriations required for the service of the fiscal year ending June 30, 1927—Continued.

General object (title of appropriation), date of acts, references to Statutes at Large, or to Revised Statutes, and estimated amount required for each detailed object	Total amount to be appropriated under each head of appropriation	Amount appropriated for the fiscal year ending June 30, 1926
--	--	--

ENFORCEMENT OF THE INSECTICIDE ACT

Salaries, Enforcement of the Insecticide Act—

For executive officer and other personal services in the District of Columbia in accordance with the classification act of 1923 and personal services in the field (*act Feb. 10, 1925, vol. 43, p. 847*)

\$37, 020. 00

\$37, 020. 00

	Estimated expenditures, 1927 appropriation		Estimated expenditures, 1926 appropriation		Expended and obligated, 1925	
	<i>Average—</i>		<i>Average—</i>		<i>Average—</i>	
	No.	Salary	No.	Salary	No.	Salary
Departmental service:						
Salaries—						
Professional service—						
Grade 3, \$3,000 to \$3,600; average, \$3,300—						
Associate attorney	1	\$3, 100	1	\$3, 100	1	\$3, 100
Clerical, administrative, and fiscal service—						
Grade 6, \$2,100 to \$2,700; average, \$2,400—						
Principal accounting assistant	1	2, 300	1	2, 300	1	2, 200
Grade 5, \$1,860 to \$2,400; average, \$2,111.42—						
Inspector (insecticide and fungicide)	1	2, 000	1	2, 000	1	1, 920
Grade 4, \$1,680 to \$2,040; average, \$1,860—						
Clerk-stenographer	1	1, 800	1	1, 800	1	1, 740
Principal stenographer	1	1, 740	1	1, 740	1	1, 740
Grade 3, \$1,500 to \$1,860; average, \$1,680—						
Assistant clerk	1	1, 620	1	1, 620	1	1, 500
Senior stenographers	2	1, 680	2	1, 680	2	1, 530
Assistant clerk-stenographers	2	1, 590	2	1, 590	2	1, 530
Grade 1, \$1,140 to \$1,500; average, \$1,320—						
Underclerks	2	1, 350	2	1, 350	2	1, 290
Underoperator, office devices	1	1, 140	1	1, 140	1	1, 140
Subprofessional service—						
Grade 1, \$900 to \$1,260; average, \$1,080—						
Minor scientific helpers	3	980	3	980	2	990
Custodial service—						
Grade 3, \$900 to \$1,260; average, \$1,080—						
Senior laborer	1	1, 080	1	1, 080	1	1, 020
Grade 2, \$780 to \$1,140; average, \$960—						
Junior laborers	2	900	2	900	2	900
Grade 1, \$600 to \$780; average, \$690—						
Junior messenger					1	630
Total average number of employees	19		19		18½	
Total salaries, departmental service		28, 760		28, 760		27, 578
Field service:						
Salaries and wages—						
Salary range, \$2,400 to \$3,000; average, \$2,700—						
Senior inspector (insecticide and fungicide)	1	2, 500	1	2, 500	1	2, 400
Salary range, \$1,860 to \$2,400; average, \$2,111.42—						
Inspectors (insecticide and fungicide)	3	1, 920	3	1, 920	3	1, 880
Total average number of employees, field service	4		4		4	
Total salaries and wages, field service		8, 260		8, 260		8, 040
01 Total personal services		37, 020		37, 020		35, 618

General Expenses, Enforcement of the Insecticide Act—

For salaries and the employment of labor in the city of Washington and elsewhere, furniture, supplies, traveling expenses, rent outside of the District of Columbia, and for all necessary expenses, as follows (*acts Apr. 26, 1910, vol. 36, pp. 331-335, secs. 1-14; Feb. 10, 1925, vol. 43, p. 847*):

To enable the Secretary of Agriculture to carry into effect the provisions of the act of April 26, 1910, entitled "An act for preventing the manufacture, sale, or transportation of adulterated or misbranded Paris greens, lead arsenates, other insecticides, and also fungicides, and for regulating traffic therein, and for other purposes," (*same acts*)

157, 775. 00

163, 775. 00

	Estimated expenditures, 1927 appropriation		Estimated expenditures, 1926 appropriation		Expended and obligated, 1925	
	<i>Average—</i>		<i>Average—</i>		<i>Average—</i>	
	No.	Salary	No.	Salary	No.	Salary
Departmental service:						
Salaries—						
Professional and scientific service—						
Grade 5, \$5,200 to \$6,000; average, \$5,600—						
Senior chemist (chairman of board)	1	\$5, 200	1	\$5, 200	1	\$5, 200
Senior chemist (chief of laboratory)	1	5, 200	1	5, 200	1	5, 200
Grade 4, \$3,800 to \$5,000; average, \$4,400—						
Pathologist in charge	1	4, 200	1	4, 200	1	4, 000
Chemists	2	3, 800	2	3, 800	1½	3, 800
Grade 3, \$3,000 to \$3,600; average, \$3,300—						
Associate chemists	4	3, 225	4	3, 225	4½	3, 060
Associate bacteriologists	1	3, 300	1	3, 300	2	3, 250
Associate microanalyst	1	3, 100	1	3, 100	1	3, 100
Grade 2, \$2,400 to \$3,000; average, \$2,700—						
Assistant chemists	7	2, 571	6	2, 583	5	2, 560
Assistant pathologist	1	3, 000	1	3, 000	1	2, 900
Assistant veterinarian	1	2, 600	1	2, 600	1	2, 600
Assistant bacteriologist	1	2, 400	1	2, 400		
Grade 1, \$1,860 to \$2,400; average, \$2,111.42—						
Junior chemists	6	1, 955	4	2, 025	3½	2, 000
Junior pathologist					1	2, 100

Estimates of appropriations required for the service of the fiscal year ending June 30, 1927—Continued

General object (title of appropriation), date of acts, references to Statutes at Large, or to Revised Statutes, and estimated amount required for each detailed object				Total amount to be appropriated under each head of appropriation	Amount appropriated for the fiscal year ending June 30, 1926
<i>General Expenses, Enforcement of the Insecticide Act—Continued.</i>					
Departmental service—Continued. Salaries—Continued. Clerical, administrative, and fiscal service— Grade 9, \$3,000 to \$3,600; average, \$3,300— Senior administrative assistant..... Grade 4, \$1,680 to \$2,040; average, \$1,860— Stenographer..... Total average number of employees..... Total salaries, departmental service..... The difference between 1927 and 1926 is due to— Transfer of 4 employees from field to departmental service..... \$7, 120 Decrease in force..... 1, 000 Net increase..... 6, 120					
	Estimated expenditures, 1927 appropriation	Estimated expenditures, 1926 appropriation	Expended and obligated, 1925		
	Average— No. Salary	Average— No. Salary	Average— No. Salary		
	1 \$3, 400	1 \$3, 400	1 \$3, 400		
	28 82, 620	25 76, 500	25 76, 038		
Field service: Salaries and wages— Salary range \$3,800 to \$5,000; average, \$4,400— Entomologist in charge..... Salary range \$3,000 to \$3,600; average, \$3,300— Associate entomologist in charge..... Salary range, \$2,400 to \$3,000; average, \$2,700— Assistant entomologists..... Assistant chemist..... Senior inspectors (insecticide and fungicide)..... Assistant pathologists..... Salary range, \$1,860 to \$2,400; average, \$2,111.42— Inspector (insecticide and fungicide)..... Junior chemists..... Salary range, \$1,500 to \$1,860; average, \$1,680— Assistant scientific aid..... Assistant clerks..... Salary range, \$900 to \$1,260; average, \$1,080— Minor scientific helpers..... Salary range, \$600 to \$780; average, \$690— Office laborer..... Total average number of regular employees..... Total salaries and wages, regular employees..... Temporary employees, at salaries ranging from \$1,200 to \$1,860 per year..... Total salaries and wages, temporary employees..... Total number of employees, field service..... Total salaries and wages, field service..... The difference between 1927 and 1926 is due to— Transfer of 4 employees from field to departmental service..... \$7, 120 Decrease in force..... 2, 100 Total decrease..... 9, 220					
	1 3, 800	1 3, 800	1 3, 400		
	2 2, 850	2 2, 850	2 2, 800		
	2 2, 500	2 2, 500	2 2, 400		
	1 2, 400	2 2, 400	2 2, 200		
	1 1, 920	1 1, 920	1 1, 860		
	2 1, 860	2 1, 860	2 1, 860		
	1 1, 740	1 1, 740	1 1, 740		
	1 1, 560	1 1, 560	1 1, 500		
	1 1, 080	2 990	1 1, 080		
			1 600		
	10 23, 200	15 32, 720	9 20, 541		
	12 10, 280	12 9, 980	14 2, 350		
	22 33, 480	27 42, 700	23 22, 891		
	119, 200	119, 200	98, 929		
01 Total personal services.....					
Supplies and materials:					
0200 Stationery and office supplies.....	1, 550. 00	1, 550. 00	1, 529. 90		
0220 Scientific and educational supplies.....	2, 600. 00	2, 700. 00	2, 467. 34		
0230 Fuel.....	775. 00	775. 00	748. 84		
0250 Forage and other supplies for animals.....	200. 00	200. 00	208. 80		
0280 Sundry supplies.....	1, 125. 00	1, 200. 00	1, 019. 80		
0285 Insecticide and fungicide samples.....	5, 200. 00	5, 200. 00	5, 135. 13		
02 Total supplies and materials.....	11, 450. 00	11, 625. 00	11, 103. 81		
04 Storage and care of vehicles (service).....	75. 00	75. 00	68. 00		
Communication service:					
0500 Telegraph service.....	250. 00	250. 00	230. 63		
0510 Telephone service.....	250. 00	250. 00	242. 83		
0520 Other communication service.....	25. 00	25. 00	23. 22		
05 Total communication service.....	525. 00	525. 00	496. 68		
Travel expenses:					
0615 Transportation.....	9, 045. 00	8, 150. 00	8, 073. 00		
0616 Subsistence.....	11, 050. 00	10, 120. 00	10, 008. 36		
06 Total travel expenses.....	20, 095. 00	18, 270. 00	18, 081. 36		
07 Transportation of things (service).....	1, 200. 00	1, 250. 00	1, 168. 51		
11 Rent of buildings.....	1, 080. 00	1, 080. 00	730. 00		
12 Repairs and alterations.....	750. 00	750. 00	858. 97		
1380 Experimental crops and orchards.....	3, 750. 00	3, 250. 00	3, 204. 23		
Equipment:					
3010 Furniture, furnishings, and fixtures.....	500. 00	600. 00	1, 483. 77		
3020 Educational and scientific equipment.....	1, 000. 00	1, 350. 00	946. 81		
3040 Livestock.....	100. 00	100. 00	27. 30		
3050 Other equipment.....	1, 150. 00	1, 500. 00	1, 271. 07		
30 Total equipment.....	2, 750. 00	3, 550. 00	3, 628. 95		
Reserve.....		4, 200. 00			
Total.....	157, 775. 00	163, 775. 00	138, 269. 51		
Total, Enforcement of the Insecticide Act, [\$200,795] \$194,795, of which amount not to exceed [\$105,260] \$111,380 may be expended for personal services in the District of Columbia				\$194, 795. 00	\$200, 795. 00

Estimates of appropriations required for the service of the fiscal year ending June 30, 1927—Continued

General object (title of appropriation), date of acts, references to Statutes at Large, or to Revised Statutes, and estimated amount required for each detailed object				Total amount to be appropriated under each head of appropriation	Amount appropriated for the fiscal year ending June 30, 1926
FEDERAL HORTICULTURAL BOARD					
Salaries, Federal Horticultural Board—					
For secretary of the board and other personal services in the District of Columbia in accordance with the classification act of 1923 and personal services in the field (<i>act Feb. 10, 1925, vol. 43, p. 847</i>)				\$58,510.00	\$59,240.00
	Estimated expenditures, 1927 appropriation	Estimated expenditures, 1926 appropriation	Expended and obligated, 1925		
Departmental service:					
Salaries—					
Clerical, administrative, and fiscal service—					
Grade 6, \$2,100 to \$2,700; average \$2,400—					
Principal clerk	Average— No. 1 Salary \$2,600	Average— No. 1 Salary \$2,600	Average— No. 1 Salary \$2,600		
Grade 4, \$1,680 to \$2,040; average \$1,860—					
Clerks	5 1,920	5½ 1,922	6 1,940		
Principal stenographers	3 1,920	3 1,920	3 1,920		
Clerk stenographer	1 2,040	1 2,040	1 2,040		
Grade 3, \$1,560 to \$1,860; average \$1,680—					
Assistant clerks	6 1,730	6 1,730	6 1,730		
Senior stenographers	2 1,620	2 1,620	2 1,605		
Grade 2, \$1,320 to \$1,680; average \$1,500—					
Junior clerk	1 1,440	1 1,440	1 1,440		
Junior stenographer	1 1,440	1 1,440	1 1,440		
Junior clerk stenographers	3 1,520	3 1,520	3 1,460		
Clerk typist	1 1,380	½ 1,320			
Custodial service—					
Grade 3, \$1,020 to \$1,260; average \$1,140—					
Senior laborer	1 1,140	1 1,080	1 1,020		
Grade 2, \$900 to \$1,140; average \$1,020—					
Assistant messengers	2 990	2 960	2½ 864		
Charwoman (40c per hr. w. a. e.)			½ 376		
Grade 1, \$600 to \$780; average \$690—					
Junior messengers	2 675	2 645	2½ 631		
Total average number of employees	29	28½	29½		
Total salaries, departmental service	46,910.00	46,510.00	47,076.25		
The difference between 1927 and 1926 is due to increase in salaries, \$400.					
Field service:					
Salaries and wages—					
Salary range, \$2,100 to \$2,700; average, \$2,400—					
Principal clerk	1 2,300	1 2,300	1 2,300		
Salary range, \$1,860 to \$2,400; average, \$2,100—					
Senior clerk	1 2,300	1 2,300	1 2,138		
Salary range, \$1,680 to \$2,040; average, \$1,860—					
Clerk	2 2,000	2 1,920	2 1,871		
Salary range, \$1,500 to \$1,860; average \$1,680—					
Assistant clerk	1 1,500	1 1,500	1 1,500		
Salary range, \$1,320 to \$1,680; average, \$1,500—					
Junior clerk	1 1,500	1½ 1,500	1½ 1,470		
Total average number of employees, field service	6	6½	6½		
Total salaries and wages, field service	11,600.00	12,140.00	11,231.11		
The difference between 1927 and 1926 is due to decrease in force, \$730.					
Reserve		590.00			
01 Total personal services	58,510.00	59,240.00	58,307.36		
General Expenses, Federal Horticultural Board—					
For salaries and the employment of labor in the city of Washington and elsewhere, furniture, supplies, traveling expenses, rent outside of the District of Columbia, and for all other necessary expenses, as follows (<i>acts Mar. 4, 1913, vol. 37, pp. 853, 854; Feb. 10, 1925, vol. 43, p. 847</i>):					
To enable the Secretary of Agriculture to carry into effect the provisions of the act of August 20, 1912, as amended, entitled "An act to regulate the importation of nursery stock and other plants and plant products; to enable the Secretary of Agriculture to establish and maintain quarantine districts for plant diseases and insect pests; to permit and regulate the movement of fruits, plants, and vegetables therefrom, and for other purposes"; to prevent the movement of cotton and cottonseed from Mexico into the United States, including the regulation of the entry into the United States of railway cars and other vehicles, and freight, express, baggage, or other materials from Mexico, and the inspection, cleaning, and disinfection thereof: <i>Provided</i> , That any moneys received in payment of charges fixed by the Secretary of Agriculture on account of such cleaning and disinfection at plants constructed therefor out of any appropriation made on account of the pink bollworm of cotton shall be covered into the Treasury as miscellaneous receipts, [\$370,000] (<i>same acts</i>)				375,000.00	375,110.00

Estimates of appropriations required for the service of the fiscal year ending June 30, 1927—Continued

General object (title of appropriation), date of acts, references to Statutes at Large, or to Revised Statutes, and estimated amount required for each detailed object	Total amount to be appropriated under each head of appropriation			Amount appropriated for the fiscal year ending June 30, 1926		
<i>General Expenses, Federal Horticultural Board—Continued.</i>						
	Estimated expenditures, 1927 appropriation		Estimated expenditures, 1926 appropriation		Expended and obligated, 1925	
Departmental service:						
Salaries—						
Professional and scientific service—						
Grade 4, \$3,800 to \$5,000; average, \$4,400—	Average—		Average—		Average—	
Scientists	No. 2	Salary \$4,400	No. 2	Salary \$4,400	No. 2	Salary \$4,400
Grade 3, \$3,000 to \$3,600; average, \$3,300—						
Associate scientists	9	3,289	8½	3,274	6½	3,246
Grade 2, \$2,400 to \$3,000; average, \$2,700—						
Assistant scientists	7	2,628	7	2,592	6½	2,554
Assistant chemist					1	2,800
Grade 1, \$1,860 to \$2,400; average, \$2,100—						
Junior scientists	2	2,300	2½	2,189	3	2,060
Junior scientist (88 cents to \$1.04 per hour when actually employed)	1	1,500	1	1,500		1,312
Subprofessional service—						
Grade 6, \$1,860 to \$2,400; average, \$2,100—						
Senior scientific aids	2	2,010	1½	1,860	½	1,860
Clerical, administrative, and fiscal service—						
Grade 11, \$3,800 to \$5,000; average, \$4,400—						
Administrative officer						4,400
Grade 10, \$3,300 to \$3,900; average, \$3,600—						
Junior administrative officer	1	3,500	1	3,300	½	3,300
Grade 9, \$3,000 to \$3,600; average, \$3,300—						
Senior administrative assistant	1	3,500	1	3,500	1	3,500
Grade 7, \$2,400 to \$3,000; average, \$2,700—						
Junior administrative assistants	2	2,700	2	2,700	1	2,737
Grade 6, \$2,100 to \$2,700; average, \$2,400—						
Principal clerk					1	2,500
Grade 3, \$1,500 to \$1,860; average, \$1,680—						
Assistant clerk	1	1,500	1	1,500	½	1,500
Grade 2, \$1,320 to \$1,680; average, \$1,500—						
Junior clerks	2	1,500	2	1,500	2	1,451
Junior clerk-stenographers	2	1,500	2	1,500	1½	1,454
Junior stenographers	2	1,500	2	1,500	2	1,451
Junior clerk typist	1	1,560	1	1,560	1	1,463
Custodial service—						
Grade 3, \$1,020 to \$1,260; average, \$1,140—						
Senior laborer	1	1,140	1	1,140	½	1,047
Minor custodian					½	1,020
Grade 2, 40 cents per hour when actually employed—						
Charwoman (office laborer)					½	376
Grade 1, \$600 to \$780; average, \$690—						
Junior messenger	1	630	1	630	½	622
Total average number of employees	37		36½		33½	
Total salaries, departmental service		93,150.00		90,817.00		82,245.23
The difference between 1927 and 1926 is due to increase in salaries, \$2,333.						
Field service:						
Salaries and wages—						
Salary range, \$3,000 to \$3,600; average, \$3,300—						
Associate inspectors	12	3,067	12½	3,075	12½	3,092
Salary range, \$2,400 to \$3,000; average, \$2,700—						
Assistant inspectors	30	2,643	30	2,643	23½	2,621
Salary range, \$1,860 to \$2,400; average, \$2,100—						
Junior inspectors	29	2,111	27	2,129	20½	2,158
Fumigation mechanics	3	2,333	3	2,333	3	2,233
Senior clerk	1	1,860	½	1,860		
Salary range, \$1,320 to \$1,680; average, \$1,500—						
Clerks	7	1,423	7	1,423	4½	1,418
Salary range, \$1,140 to \$1,500; average, \$1,320—						
Senior laborer	1	1,320	1	1,320		
Salary range, \$1,020 to \$1,260; average, \$1,140—						
Junior clerk					½	1,140
Senior laborers	4	1,125	4	1,125	4½	1,120
Total average number of regular employees	87		85½		68½	
Total salaries and wages, regular employees		201,935.00		198,935.00		163,460.89
Temporary employees, at salaries ranging from \$1 to \$1,200 per year	150		150		140	
Total salaries and wages, temporary employees		8,500.00		8,500.00		7,356.51
Total number of employees, field service	237		235½		208½	
Total salaries and wages, field service		210,435.00		207,435.00		170,817.40
The difference between 1927 and 1926 is due to increase in force, \$3,000.						
Total personal services		303,585.00		298,252.00		253,062.63
Supplies and materials:						
0200 Stationery and office supplies		1,500.00		1,500.00		1,701.96
0220 Scientific and educational supplies		21,400.00		17,000.00		22,644.06
0230 Fuel		80.00		80.00		82.55
0280 Sundry supplies		260.00		260.00		262.14
Total supplies and materials		23,240.00		18,840.00		24,690.73
Communication service:						
0500 Telegraph service		466.00		466.00		466.32
0510 Telephone service		2,098.00		2,098.00		2,097.23
0520 Other communication service		53.00		53.00		52.49
Total communication service		2,617.00		2,617.00		2,616.04

Estimates of appropriations required for the service of the fiscal year ending June 30, 1927—Continued

General object (title of appropriation), date of acts, references to Statutes at Large, or to Revised Statutes, and estimated amount required for each detailed object				Total amount to be appropriated under each head of appropriation	Amount appropriated for the fiscal year ending June 30, 1926
General Expenses, Federal Horticultural Board—Continued.					
		Estimated expenditures, 1927 appropriation	Estimated expenditures, 1926 appropriation	Expended and obligated, 1925	
Travel expenses:					
0615	Transportation.....	\$11,500.00	\$11,000.00	\$12,217.20	
0616	Subsistence.....	5,104.00	5,104.00	5,104.38	
06	Total travel expenses.....	16,604.00	16,104.00	17,321.58	
07	Transportation of things (service).....	7,700.00	7,700.00	9,710.27	
08	Photographing and photographs and prints.....	73.00	73.00	73.24	
09	Advertising and publication of notices.....	114.00	114.00	113.76	
10	Furnishing of heat, light and power.....	454.00	454.00	453.97	
Rents:					
1100	Rent of buildings and structures.....	4,379.00	4,369.00	4,088.37	
1110	Other rents.....	26.00	26.00	26.00	
11	Total rents.....	4,405.00	4,395.00	4,114.37	
12	Repairs and alterations.....	7,693.00	5,536.00	5,536.06	
13	Special and miscellaneous current expenses.....	515.00	515.00	515.29	
Equipment:					
3010	Furniture, furnishings and fixtures.....	3,000.00	3,000.00	3,353.71	
3020	Educational, scientific, and recreational equipment.....	3,000.00	3,000.00	4,463.94	
3050	Other equipment.....	2,000.00	2,000.00	2,450.89	
30	Total equipment.....	8,000.00	8,000.00	10,268.54	
	Reserve.....		7,400.00		
	Total.....	377,000.00	370,000.00	328,476.48	

[To enable the Secretary of Agriculture to meet the emergency caused by the establishment of the potato wart in eastern Pennsylvania and to provide means for the extermination of this disease in Pennsylvania or elsewhere in the United States, in cooperation with the State or States concerned, including rent outside the District of Columbia, employment of labor in the city of Washington or elsewhere, and all other necessary expenses, \$5,110.]

NOTE.—No expenditure in fiscal years 1925 and 1926.

Suppressing Spread of Pink Bollworm of Cotton—

To enable the Secretary of Agriculture to meet the emergency caused by the existence of the pink bollworm of cotton in Mexico, and to prevent the establishment of such insect in the United States by the employment of all means necessary, including rent outside of the District of Columbia and the employment of persons and means in the city of Washington and elsewhere, [\$300,000] \$250,000, as follows (*act Feb. 10, 1925, vol. 43, p. 848*):

To make surveys to determine the actual distribution of the pink bollworm in Mexico and to exterminate local infestations in Mexico near the border of the United States, in cooperation with the Mexican Government or local Mexican authorities (<i>same act</i>).....	\$8,860.00
To investigate in Mexico or elsewhere the pink bollworm as a basis for control measures (<i>same act</i>).....	5,000.00
To conduct surveys and inspections in Texas or in any other State to detect any infestation and to conduct such control measures, including the establishment of cotton-free areas, in cooperation with the State of Texas or other States concerned, as may be necessary to stamp out such infestation, to establish in cooperation with the States concerned a zone or zones free from cotton culture on or near the border of any State or States adjacent to Mexico, and to cooperate with the Mexican Government or local Mexican authorities, or otherwise, by undertaking in Mexico such measures for the extermination of the pink bollworm of cotton as shall be determined to be practicable from surveys showing its distribution, [\$286,140] \$236,140: <i>Provided</i> , That not to exceed \$200,000 may be available for reimbursement to cotton-growing States, for expenses incurred by them in connection with losses due to enforced nonproduction of cotton in certain zones in the manner and upon the terms and conditions set forth in Senate Joint Resolution Numbered 72, approved August 9, 1921: <i>Provided further</i> , That no part of the money herein appropriated shall be used to pay the cost or value of crops or other property injured or destroyed (<i>same act</i>).....	236,140.00
	\$250,000.00

\$300,000.00

Estimates of appropriations required for the service of the fiscal year ending June 30, 1927—Continued

General object (title of appropriation), date of acts, references to Statutes at Large, or to Revised Statutes, and estimated amount required for each detailed object				Total amount to be appropriated under each head of appropriation	Amount appropriated for the fiscal year ending June 30, 1926
<i>Suppressing Spread of Pink Bollworm of Cotton—Continued.</i>					
	Estimated expenditures, 1927 appropriation	Estimated expenditures, 1926 appropriation	Expended and obligated, 1925		
SUPPRESSING SPREAD OF PINK BOLLWORM OF COTTON (COOPERATION WITH MEXICO)					
Field service:					
Salaries and wages—	Average—	Average—	Average—		
Salary range, \$3,000 to \$3,600; average, \$3,300—	No. Salary	No. Salary	No. Salary		
Associate inspector.....	1 \$2,700	1 \$2,700	1 1/2 \$3,000		
Salary range, \$2,400 to \$3,000; average, \$2,700—					
Assistant inspector.....	2 2,200	2 2,200	1 1/2 2,082		
Salary range, \$1,860 to \$2,400; average, 2,100—					
Junior inspectors.....	3	3	2 1/2		
Total average number of regular employees.....	7,100.00	7,100.00	5,141.67		
Total salaries and wages, regular employees.....					
Temporary employees, at salaries ranging from \$90 to \$270 per year.....	6 150	6 150	6 147.39		
Total salaries and wages, temporary employees.....					
Total number of employees, field service.....	9 7,250	9 7,250	8 1/2 5,289.06		
Total salaries and wages, field service.....					
01 Total personal services.....	7,250	7,250	5,289.06		
Supplies and materials:					
0220 Scientific and educational supplies.....	20.00	20.00	18.96		
0280 Sundry supplies.....	30.00	25.00	28.15		
02 Total supplies and materials.....	50.00	45.00	47.11		
Communication service:					
0500 Telegraph service.....	10.00	10.00	3.31		
0520 Other communication service.....	10.00	10.00	5.81		
05 Total communication service.....	20.00	20.00	8.62		
Travel expenses:					
0615 Transportation.....	300.00	300.00	234.67		
0616 Subsistence.....	700.00	650.00	627.77		
06 Total travel expenses.....	1,000.00	950.00	862.44		
07 Transportation of things (service).....	100.00	100.00	84.38		
12 Repairs and alterations.....	15.00	10.00	5.43		
13 Special and miscellaneous current expenses.....	20.00	20.00	10.00		
30 Equipment.....	405.00	305.00	1,369.41		
Reserve.....		160.00			
Total.....	8,860.00	8,860.00	7,676.45		
SUPPRESSING SPREAD OF PINK BOLLWORM OF COTTON (RESEARCH INVESTIGATIONS)					
Field service:					
Salaries and wages—					
Salary range, \$3,000 to \$3,600; average, \$3,300—					
Associate inspector.....			1 1/2 3,500		
Salary range, \$2,400 to \$3,000; average, \$2,700—					
Assistant inspector.....			1 1/2 2,634		
Salary range, \$1,860 to \$2,400; average, \$2,100—					
Junior inspectors.....	1 1/2 2,300	1 1/2 2,300	1 1/2 2,100		
Total average number of regular employees.....	1 1/2 3,450.00	1 1/2 3,450.00	1 1/2 3,300.01		
Total salaries and wages, regular employees.....					
Temporary employees, at salaries ranging from \$270 to \$1,440 per year.....	6 200.00	6 200.00	6 202.30		
Total salaries and wages, temporary employees.....					
Total number of employees, field service.....	7 1/2 3,650.00	7 1/2 3,650.00	7 1/2 3,502.31		
Total salaries and wages, field service.....					
01 Total personal services.....	3,650.00	3,650.00	3,502.31		
Supplies and materials:					
0220 Scientific and educational supplies.....	20.00	20.00	18.92		
0280 Sundry supplies.....	10.00	10.00	8.96		
02 Total supplies and materials.....	30.00	30.00	27.88		
Communication service:					
0500 Telegraph service.....	5.00	5.00	1.94		
0520 Other communication service.....	10.00	10.00	10.06		
05 Total communication service.....	15.00	15.00	12.00		
Travel expenses:					
0615 Transportation.....	50.00	50.00	44.27		
0616 Subsistence.....	40.00	40.00	38.48		
06 Total travel expenses.....	90.00	90.00	82.75		
07 Transportation of things (service).....	50.00	50.00	43.21		
12 Repairs and alterations.....	40.00	40.00	34.76		

Estimates of appropriations required for the service of the fiscal year ending June 30, 1927—Continued

General object (title of appropriation), date of acts, references to Statutes at Large, or to Revised Statutes, and estimated amount required for each detailed object				Total amount to be appropriated under each head of appropriation	Amount appropriated for the fiscal year ending June 30, 1926
<i>Suppressing Spread of Pink Bollworm of Cotton—Continued.</i>					
	Estimated expenditures, 1927 appropriation	Estimated expenditures, 1926 appropriation	Expended and obligated, 1925		
SUPPRESSING SPREAD OF PINK BOLLWORM OF COTTON—(RESEARCH INVESTIGATIONS)—continued					
Equipment:					
3010 Furniture, furnishings and fixtures.....	\$20.00	\$20.00	\$10.90		
3050 Other equipment.....	1,105.00	1,005.00	912.94		
30 Total equipment.....	1,125.00	1,025.00	923.84		
Reserve.....		100.00			
Total.....	5,000.00	5,000.00	4,626.75		
SUPPRESSING SPREAD OF PINK BOLLWORM OF COTTON (ERADICATION)					
Departmental service:					
Salaries—					
Professional and scientific service—					
Grade 3, \$3,000 to \$3,600; average, \$3,300—					
Associate scientist.....	1 3,100	1 3,100	1 3,038		
Subprofessional service—					
Grade 3, \$1,320 to \$1,680; average, \$1,500—					
Under library assistant.....			$\frac{1}{2}$ 1,440		
Clerical, administrative and fiscal service—					
Grade 10, \$3,300 to \$3,900; average, \$3,600—					
Junior administrative officer.....		1 3,900			
Grade 8, \$2,700 to \$3,300; average, \$3,000—					
Associate editor.....			$\frac{1}{2}$ 3,200		
Associate administrative officer.....			$\frac{1}{2}$ 2,700		
Grade 6, \$2,100 to \$2,700; average, \$2,400—					
Principal clerks.....	2 2,700	2 2,700	2 $\frac{1}{2}$ 2,700		
Grade 3, \$1,500 to \$1,860; average, \$1,680—					
Assistant clerk-stenographer.....	1 1,680	1 1,680	1 1,680		
Grade 2, \$1,320 to \$1,680; average, \$1,500—					
Junior stenographer.....	1 1,440	1 1,440	1 1,440		
Junior clerk.....	1 1,620	1 1,580	1 1,462		
Custodial service—					
Grade 2, \$900 to \$1,140; average, \$1,020—					
Office laborer.....	1 960	1 960	$\frac{1}{2}$ 900		
Total average number of employees.....	7	8	8 $\frac{1}{2}$		
Total salaries, departmental service.....	14,200.00	18,040.00	17,228.34		
The difference between 1927 and 1926 is due to decrease in force, \$3,840.					
Field service:					
Salaries and wages—					
Salary range, \$3,000 to \$3,600; average, \$3,300—					
Associate inspectors.....	2 3,250	2 3,250	1 $\frac{1}{2}$ 3,250		
Salary range, \$2,400 to \$3,000; average, \$2,700—					
Assistant inspectors.....	10 2,500	10 2,500	11 $\frac{1}{2}$ 2,603		
Salary range, \$1,860 to \$2,400; average, \$2,100—					
Junior inspectors.....	42 2,124	44 $\frac{1}{2}$ 2,119	47 $\frac{1}{2}$ 2,120		
Field assistants.....	5 1,860	10 1,860	9 $\frac{1}{2}$ 1,868		
Junior mechanical engineer.....	1 1,860	1 1,860			
Senior clerk.....			$\frac{1}{2}$ 2,300		
Salary range, \$1,500 to \$1,860; average, \$1,680—					
Clerk.....	1 1,800	1 1,800	$\frac{1}{2}$ 1,800		
Salary range, \$1,140 to \$1,500; average, \$1,320—					
Field assistant.....			1 1,200		
Junior clerk.....	3 1,460	3 1,460	3 1,460		
Total average number of regular employees.....	64	71 $\frac{1}{2}$	75 $\frac{1}{2}$		
Total salaries and wages, regular employees.....	138,940.00	153,529.00	161,220.00		
Temporary employees, at salaries ranging from \$270 to \$2,100 per year.....	100	200	193		
Total salaries and wages, temporary employees.....	3,000.00	6,000.00	5,997.81		
Total number of employees, field service.....	164	271 $\frac{1}{2}$	268 $\frac{1}{2}$		
Total salaries and wages, field service.....	141,940.00	159,529.00	167,217.81		
The difference between 1927 and 1926 is due to decrease in force, \$17,589.					
01 Total personal services.....	156,140.00	177,569.00	184,446.15		
Supplies and materials:					
0200 Stationery and office supplies.....	2,050.00	2,150.00	2,186.10		
0220 Scientific and educational supplies.....	700.00	780.00	779.20		
0230 Fuel.....	200.00	200.00	203.34		
0250 Sundry supplies.....	100.00	130.00	131.97		
02 Total supplies and materials.....	3,050.00	3,260.00	3,300.61		
Communication service:					
0500 Telegraph service.....	350.00	375.00	378.03		
0510 Telephone service.....	800.00	800.00	798.30		
0520 Other communication service.....	15.00	15.00	15.88		
05 Total communication service.....	1,165.00	1,190.00	1,192.21		

Estimates of appropriations required for the service of the fiscal year ending June 30, 1927—Continued

General object (title of appropriation), date of acts, references to Statutes at Large, or to Revised Statutes, and estimated amount required for each detailed object				Total amount to be appropriated under each head of appropriation	Amount appropriated for the fiscal year ending June 30, 1926
Suppressing Spread of Pink Bollworm of Cotton—Continued.					
		Estimated expenditures, 1927 appropriation	Estimated expenditures, 1926 appropriation	Expended and obligated, 1925	
SUPPRESSING SPREAD OF PINK BOLLWORM OF COTTON—(ERADICATION)—continued					
Travel expenses:					
0615	Transportation.....	\$22,500.00	\$28,700.00	\$28,722.00	
0616	Subsistence.....	30,660.00	37,950.00	37,948.16	
06	Total travel expenses.....	53,160.00	66,650.00	66,670.16	
07	Transportation of things (service).....	5,500.00	7,575.00	7,576.31	
08	Photographing, and making photographs and prints (job work).....	100.00	110.00	110.74	
09	Advertising and publication of notices.....	70.00	81.00	81.76	
10	Furnishing of heat, light and power.....	170.00	170.00	169.12	
Rents:					
1100	Rent of buildings and structures.....	4,010.00	4,020.00	4,017.50	
1110	Other rents.....	10.00	10.00	.79	
11	Total rents.....	4,020.00	4,030.00	4,018.29	
12	Repairs and alterations.....	5,490.00	7,900.00	7,917.39	
13	Special and miscellaneous current expenses.....	600.00	680.00	687.58	
Equipment:					
3000	Passenger-carrying vehicles.....	1,000.00	1,000.00	1,030.00	
3010	Furniture, furnishings and fixtures.....	600.00	850.00	838.17	
3020	Educational, scientific, and recreational equipment.....	125.00	125.00	125.25	
3060	Other equipment.....	4,950.00	8,950.00	8,959.83	
30	Total equipment.....	6,675.00	10,925.00	10,953.05	
	Reserve.....		6,000.00		
	Total.....	236,140.00	286,140.00	287,123.37	
Eradiation of the Date Scale—					
To enable the Secretary of Agriculture to meet the emergency caused by the existence of the Parlatoria date scale in California, Arizona, or any other State, and to provide means for the extermination of this insect in California, Arizona, or elsewhere in the United States, in cooperation with the States concerned, [\$21,760] (act Feb. 10, 1925, vol. 43, pp. 848, 849).....				\$17,000.00	\$21,760.00
		Estimated expenditures, 1927 appropriation	Estimated expenditures, 1926 appropriation	Expended and obligated, 1925	
Departmental service:					
Salaries—					
Clerical, administrative, and fiscal service—					
Grade 3, \$1,500 to \$1,660; average, \$1,680—		Average—		Average—	
Assistant clerk		No.	Salary	No.	Salary
Grade 2, \$1,320 to \$1,680; average, \$1,500—					
Junior clerk				1	1,440
Total average number of employees.....				1	
Total salaries, departmental service.....					1,225
Field service:					
Salaries and wages—					
Salary range, \$3,000 to \$3,600; average, \$3,300—					
Associate inspectors.....		2	\$3,000	2	\$3,000
Salary range, \$2,400 to \$3,000; average, \$2,700—					
Assistant inspector.....		1	2,400	1	2,400
Salary range, \$1,860 to \$2,400; average, \$2,100—					
Scientific aid.....				1	2,040
Scientific aid (\$6.50 per day when actually employed).....		1	1,200	1	1,186
Salary range, \$1,320 to \$1,680; average, \$1,500—					
Junior scientific aids.....		2	1,590	2	1,590
Unskilled laborers.....		1	1,440	3	1,440
Salary range, \$780 to \$1,020; average, \$900—					
Agent (\$2.50 per day when actually employed).....				1	765
Total average number of regular employees.....		7		10	
Total salaries and wages, regular employees.....			14,220.00		15,362.67
Temporary employees, at salaries ranging from \$1,260 to \$2,700 per year.....					
Total salaries and wages, temporary employees.....		3	200.00	3	245.75
Total number of employees, field service.....		10		13	
Total salaries and wages, field service.....			14,420.00		15,608.42
The difference between 1927 and 1926 is due to decrease in force, \$3,695.					
01	Total personal services.....		14,420.00		16,833.42

Estimates of appropriations required for the service of the fiscal year ending June 30, 1927—Continued

General object (title of appropriation), date of acts, references to Statutes at Large, or to Revised Statutes, and estimated amount required for each detailed object				Total amount to be appropriated under each head of appropriation	Amount appropriated for the fiscal year ending June 30, 1926
Eradication of the Date Scale—Continued.					
	Estimated expenditures, 1927 appropriation	Estimated expenditures, 1926 appropriation	Expended and obligated, 1925		
Supplies and materials:					
0200 Stationery and office supplies.....	\$14.00	\$14.00	\$13.90		
0220 Scientific and educational supplies.....	400.00	600.00	728.28		
0280 Sundry supplies.....	12.00	12.00	12.65		
02 Total supplies and materials.....	426.00	626.00	754.83		
Communication service:					
0500 Telegraph service.....	30.00	30.00	30.86		
0520 Other communication service.....	1.00	1.00	.23		
05 Total communication service.....	31.00	31.00	31.09		
Travel expenses:					
0615 Transportation.....	1,000.00	1,300.00	1,386.17		
0616 Subsistence.....	765.00	870.00	873.45		
06 Total travel expenses.....	1,765.00	2,170.00	2,259.62		
07 Transportation of things (service).....	80.00	80.00	77.41		
12 Repairs and alterations.....	8.00	8.00	7.77		
Equipment:					
3010 Furniture, furnishings, and fixtures.....	62.00	62.00	62.50		
3020 Educational, scientific, and recreational equipment.....	208.00	233.00	855.26		
30 Total equipment.....	270.00	295.00	917.76		
Reserve.....		435.00			
Total.....	17,000.00	21,760.00	20,881.90		
Total, Federal Horticultural Board, [\$756,110] \$700,510, of which amount not to exceed [\$158,139] \$154,267 may be expended for personal services in the District of Columbia.				\$700,510.00	\$756,110.00
Enforcement of Packers and Stockyards Act— To enable the Secretary of Agriculture to carry into effect the provisions of the packers and stockyards act, approved August 15, 1921, [\$480,000] \$440,000, of which amount not to exceed [\$160,220] \$150,870 may be expended for personal services in the District of Columbia: <i>Provided</i> , That the Secretary of Agriculture may require reasonable bonds from every market agency and dealer, under such rules and regulations as he may prescribe, to secure the performance of their obligations, and whenever, after due notice and hearing, the Secretary finds any registrant is insolvent or has violated any provision of said act he may issue an order suspending such registrant for a reasonable specified period. Such order of suspension shall take effect within not less than five days, unless suspended or modified or set aside by the Secretary of Agriculture or a court of competent jurisdiction (<i>acts Aug. 15, 1921, vol. 42, pp. 187-191; Feb. 10, 1925, vol. 43, p. 851</i>)				440,000.00	480,000.00
	Estimated expenditures, 1927 appropriation	Estimated expenditures, 1926 appropriation	Expended and obligated, 1925		
Departmental service:					
Salaries—					
Professional and scientific service—					
Grade 6, \$6,000 to \$7,500, average, \$6,750—	Average—	Average—	Average—		
Chief.....	No. 1 Rate \$6,000	No. 1 Rate \$6,000	No. 1 Rate \$6,360		
Grade 5, \$5,200 to \$6,000, average, \$5,600—					
Senior economists.....	2 5,300	2 5,300	1 5,250		
Senior attorney.....	1 5,200	1 5,200	1 5,200		
Grade 4, \$3,800 to \$5,000, average, \$4,400—					
Attorneys.....	2 4,500	2 4,500	3 4,400		
Weighing engineer.....	1 4,000	1 4,000	1 4,000		
Economist.....	1 4,000	1 4,000	1 3,800		
Grade 3, \$3,000 to \$3,600, average, \$3,300—					
Associate attorney.....	1 3,200	1 3,200	1 3,500		
Associate economist.....	1 3,200	1 3,200	1 3,067		
Clerical, administrative, and fiscal service—					
Grade 12, \$5,200 to \$6,000, average, \$5,600—					
Chief business specialist.....	1 5,200	1 6,000	1 6,000		
Senior administrative officer.....	1 5,200	1 5,200	1 5,200		
Chief accountant and auditor.....	1 5,200	1 6,000	1 6,000		
Grade 11, \$3,800 to \$5,000, average, \$4,400—					
Assistant chief statistician.....	1 4,000	1 4,000	1 4,000		
Administrative officer.....	1 3,800	1 3,800			
Grade 9, \$3,000 to \$3,600, average, \$3,300—					
Associate economist.....	1 3,600	1 3,600	1 3,600		
Accountants.....	2 3,300	2 3,300	1 3,000		

Estimates of appropriations required for the service of the fiscal year ending June 30, 1927—Continued

General object (title of appropriation), date of acts, references to Statutes at Large, or to Revised Statutes, and estimated amount required for each detailed object	Estimated expenditures, 1927 appropriation		Estimated expenditures, 1926 appropriation		Expended and obligated, 1925		Total amount to be appropriated under each head of appropriation	Amount appropriated for the fiscal year ending June 30, 1926
Enforcement of Packers and Stockyards Act—Continued.								
Departmental service—Continued.								
Salaries—Continued.								
Clerical, administrative and fiscal service—Contd.								
Grade 7, \$2,400 to \$3,000; average, \$2,700—	Average—		Average—		Average—			
Assistant accountant.....	No.	Salary	No.	Salary	No.	Salary		
Junior administrative assistants.....	1	\$3,000	1	\$3,000	1	\$3,000		
Grade 6, \$2,100 to \$2,700; average, \$2,400—	2	2,700	2	2,700	2 ¹ / ₂	2,758		
Chief stenographer.....	1	2,700	1	2,700	1	2,700		
Principal clerks.....	2	2,550	2	2,550	2 ¹ / ₂	2,400		
Principal clerk-stenographer.....	1	2,100	1	2,100	1	2,228		
Grade 4, \$1,680 to \$2,040; average, \$1,860—								
Clerk-stenographers.....	2	2,040	2	2,040	2	2,040		
Clerks.....	6	1,830	6	1,830	6	1,830		
Grade 3, \$1,500 to \$1,860; average, \$1,680—								
Assistant clerk-stenographer.....	1	1,860	1	1,860	1	1,860		
Senior stenographers.....	6	1,570	6	1,570	6	1,560		
Assistant clerks.....	13	1,550	14	1,550	11	1,555		
Grade 2, \$1,320 to \$1,680; average, \$1,500—								
Junior stenographers.....	2	1,470	2	1,470	2	1,470		
Junior clerks.....	4	1,515	4	1,515	2	1,590		
Senior typists.....	1	1,320	2	1,380	2 ¹ / ₂	1,365		
Custodial service—								
Grade 3, \$1,020 to \$1,250; average, \$1,140—								
Senior laborer.....	1	1,200	1	1,200	1	1,200		
Grade 2, \$900 to \$1,140; average, \$1,020—								
Assistant messenger.....	1	960	1	960	1	900		
Junior laborers.....	3	843	3	843	1 ¹ / ₂	840		
Grade 1, \$600 to \$780; average, \$690—								
Junior messenger.....	1	720	1	720	1	720		
Total average number of employees.....	64		67		60 ¹ / ₂			
Total salaries, departmental service.....		150,870.00		160,220.00		143,827.36		
The difference between 1927 and 1926 is due to decrease in force, \$9,350.								
Field service:								
Salaries and wages—								
Salary range, \$5,200 to \$6,000; average, \$5,600—								
Valuation engineer in charge.....	1	5,200	1	5,200	1	5,200		
Salary range, \$3,800 to \$5,000; average, \$4,400—								
Senior accountant.....	1	4,600	1	4,600	1	4,600		
Division supervisors.....	3	4,333	3	4,333	3	3,978		
Valuation engineer.....	1	3,800	1	3,800	1	3,800		
Salary range, \$3,300 to \$3,900; average, \$3,600—								
Senior accountants.....	2	3,800	2	3,720	3	3,733		
District supervisors.....	19	3,411	19	3,411	18 ¹ / ₂	3,292		
Salary range, \$3,000 to \$3,600; average, \$3,300—								
Assistant district supervisors.....	2	3,150	2	3,150	1 ¹ / ₂	3,150		
Associate weight supervisor.....	1	3,100	1	3,100	1	3,000		
Stockyard appraiser.....	1	3,000	1	3,000	1	3,000		
Salary range, \$2,700 to \$3,300; average, \$3,000—								
Associate supervisors.....	3	2,800	3	2,800	3	2,744		
Junior accountants.....	15	2,807	17	2,794	15 ¹ / ₂	2,775		
Salary range, \$2,100 to \$2,700; average, \$2,400—								
Chief stenographer.....	1	2,300	1	2,300	1 ¹ / ₂	2,300		
Salary range, \$1,680 to \$2,040; average, \$1,860—								
Clerk-stenographers.....	4	1,695	4	1,695	3	1,700		
Salary range, \$1,500 to \$1,860; average, \$1,680—								
Assistant clerk-stenographers.....	15	1,504	15	1,504	14	1,522		
Assistant clerks.....	2	1,650	2	1,650	1 ¹ / ₂	1,575		
Salary range, \$1,320 to \$1,680; average, \$1,500—								
Junior clerk-stenographer.....	1	1,320	1	1,320	1 ¹ / ₂	1,320		
Charwoman.....	1	300	1	300	1	300		
Total average number of regular employees.....	73		75		69 ¹ / ₂			
Total salaries and wages, regular employees.....		198,460.00		205,110.00		211,042.77		
Temporary employees, at salaries ranging from \$1,320 to \$1,680 per year.....	10		10					
Total salaries and wages, temporary employees.....		15,000.00		15,000.00				
Total average number of employees, field service.....	83		85		69 ¹ / ₂			
Total salaries and wages, field service.....		213,460.00		220,110.00		211,042.77		
The difference between 1927 and 1926 is due to decrease in force, \$6,650.								
01 Total personal services.....		364,330.00		380,330.00		354,870.13		
02 Supplies and materials.....		3,500.00		3,500.00		3,528.01		
Communication service:								
0500 Telegraph service.....		1,600.00		1,600.00		1,493.69		
0510 Telephone service.....		2,350.00		2,350.00		2,299.76		
0520 Other communication service.....		50.00		50.00		18.26		
05 Total communication service.....		4,000.00		4,000.00		3,811.71		
Travel expenses:								
0615 Transportation.....		24,000.00		32,000.00		29,811.01		
0616 Subsistence.....		22,000.00		28,000.00		27,513.03		
06 Total travel expenses.....		46,000.00		60,000.00		57,324.04		
07 Transportation of things.....		1,500.00		1,500.00		1,247.86		

Estimates of appropriations required for the service of the fiscal year ending June 30, 1927—Continued

General object (title of appropriation), date of acts, references to Statutes at Large, or to Revised Statutes, and estimated amount required for each detailed object	Total amount to be appropriated under each head of appropriation	Amount appropriated for the fiscal year ending June 30, 1926
--	--	--

Enforcement of Packers and Stockyards Act—Continued.

	Estimated expenditures, 1927 appropriation	Estimated expenditures, 1926 appropriation	Expended and obligated, 1925
Printing and binding:			
0620 Stenographic job work.....	\$1,270.00	\$1,270.00	\$1,291.59
0630 Photographic work.....	800.00	800.00	635.08
06 Total printing and binding.....	2,070.00	2,070.00	1,926.67
10 Furnishing of heat, light, and power.....	50.00	50.00	44.20
Rents:			
1100 Rent of buildings.....	11,800.00	11,800.00	10,189.84
1110 Rent of equipment.....	1,000.00	1,000.00	169.50
11 Total rents.....	12,800.00	12,800.00	10,359.34
12 Repairs and alterations.....	800.00	800.00	1,747.85
13 Special and miscellaneous expenses.....	450.00	450.00	501.47
30 Equipment (furniture and fixtures).....	4,500.00	4,500.00	6,322.60
Reserve.....		10,000.00	
Total.....	440,000.00	480,000.00	441,683.78

Enforcement of the Grain Futures Act—

To enable the Secretary of Agriculture to carry into effect the provisions of the grain futures act, approved September 21, 1922, [§111,530] \$121,530, of which amount not to exceed [§24,647] \$25,000 may be expended for personal services in the District of Columbia (acts Aug. 24, 1921, vol. 42, pp. 159-160; Sept. 21, 1922, vol. 42, pp. 998-1003; Feb. 10, 1925, vol. 43, p. 852)

\$121,530.00

\$111,530.00

	Estimated expenditures, 1927 appropriation	Estimated expenditures, 1926 appropriation	Expended and obligated, 1925
Departmental service:			
Salaries—			
Professional and scientific service—			
Grade 6, \$6,000 to \$7,500; average, \$6,750—			
Chief administrative officer.....	Average— No. 1 Salary \$6,000	Average— No. 1 Salary \$6,000	Average— No. 1 Salary 3,800
Grade 5, \$5,200 to \$6,000; average, \$5,600—			
Economist in future trading.....	1 5,200	1 5,200	1 5,200
Clerical, administrative, and fiscal service—			
Grade 11, \$3,800 to \$5,000; average, \$4,400—			
Assistant chief administrative officer.....	1 3,800	1 3,800	1 3,800
Assistant chief investigator.....			
Grade 8, \$2,700 to \$3,300; average, \$3,000—			
Administrative assistant.....	1 2,700	1 2,700	
Grade 6, \$2,100 to \$2,700; average, \$2,400—			
Principal clerk-stenographer.....	1 2,100	1 2,100	
Principal clerk.....			
Grade 5, \$1,800 to \$2,400; average, \$2,111.42—			
Senior clerk.....	1 1,800		
Grade 4, \$1,680 to \$2,040; average, \$1,860—			
Clerk.....	1 1,680	1 1,680	1 2,040
Statistical clerks.....	2 1,680	2 1,680	1 1,680
Grade 3, \$1,500 to \$1,860; average, \$1,680—			
Assistant clerk.....	1 1,500	1 1,500	1 1,500
Custodial service—			
Grade 1, \$600 to \$750; average, \$690—			
Junior messenger.....	1 720	1 720	1 720
Office laborer (40 cents per hour).....	1 400	1 489	1 374
Total average number of employees.....	10 1/2	11	6 1/2
Total salaries, departmental service.....	25,000.00	24,647.00	12,824.03
The difference between 1927 and 1926 is due to increase in salaries, \$353.			
Field service:			
Salaries and wages—			
Salary range, \$5,200 to \$6,000; average, \$5,600—			
Senior grain exchange supervisor.....	1 5,200	1 5,200	1 5,200
Salary range, \$3,800 to \$5,000; average, \$4,400—			
Grain exchange supervisors.....	5 3,920	5 3,920	3 4,000
Senior auditor.....	1 3,800		
Associate agricultural economist.....	1 4,200	1 4,200	1 4,200
Salary range, \$3,000 to \$3,600; average, \$3,300—			
Associate grain exchange supervisor.....			2 3,100
Specialist in future trading.....			1 3,000
Auditor.....	1 3,000		
Salary range, \$2,400 to \$3,000; average, \$2,700—			
Assistant grain exchange supervisor.....	1 2,400		
Salary range, \$2,100 to \$2,700; average, \$2,400—			
Junior grain exchange supervisor.....	1 2,200	1 2,200	1 2,100
Chief stenographer.....			1 2,300
Salary range, \$1,860 to \$2,400; average, \$2,111.42—			
Senior clerk.....	1 1,920	1 1,920	1 1,860
Salary range, \$1,680 to \$2,040; average, \$1,860—			
Clerks.....	2 1,680	2 1,680	
Statistical clerk.....	1 1,680		

Estimates of appropriations required for the service of the fiscal year ending June 30, 1927—Continued

General object (title of appropriation), date of acts, references to Statutes at Large, or to Revised Statutes, and estimated amount required for each detailed object				Total amount to be appropriated under each head of appropriation	Amount appropriated for the fiscal year ending June 30, 1926
Enforcement of the Grain Futures Act—Continued.					
Field service—Continued.					
Salaries and wages—Continued.					
Salary range, \$1,500 to \$1,800; average, \$1,680—					
Assistant clerks.....	Average— No. 8	Average— Salary \$1,545	Average— No. 8	Average— Salary \$1,524	
Senior stenographer.....	1	1,560	1	1,560	1,500
Assistant clerk-stenographer.....	1	1,500	1	1,500	1,500
Salary range, \$1,320 to \$1,680; average, \$1,500—					
Junior stenographer.....	1	1,320	1	1,320	1,320
Junior clerk.....	1	1,320	1	1,320	1,320
Junior operators.....	3½	1,470	3	1,520	1,500
Salary range, \$1,140 to \$1,500; average, \$1,320—					
Underclerk-typist.....	1	1,200	1	1,200	1,200
Salary range, \$1,020 to \$1,260; average, \$1,140—					
Messenger.....	1	1,260	1	1,260	1,020
Salary range, \$900 to \$1,140; average, \$1,020—					
Assistant messenger.....	1	900	1	900	900
Salary, part-time-cooperative employee—					
Grain exchange supervisor.....	1	900	1	900	600
Total average number of regular employees.....	33½		30		
Total salaries and wages, regular employees.....		70,660.00		62,550.00	57,993.85
Temporary employees, at salaries ranging from \$1,320 to \$3,000 per year.....	5		4		
Total salaries and wages, temporary employees.....		3,420.00		3,190.00	2,369.00
Total number of employees, field service.....	38½		34		
Total salaries and wages, field service.....		74,080.00		65,740.00	60,362.85
The difference between 1927 and 1926 is due to increase in force, \$8,340.					
01 Total personal services.....		99,080.00		90,387.00	73,186.88
02 Supplies and materials.....		3,000.00		2,740.00	2,409.06
Communication service:					
0500 Telegraph service.....		250.00		250.00	209.52
0510 Telephone service.....		450.00		450.00	402.58
0520 Other communication service.....		10.00		10.00	6.50
05 Total communication service.....		710.00		710.00	618.60
Travel expenses:					
0615 Transportation.....		4,000.00		3,600.00	3,278.66
0616 Subsistence.....		2,500.00		2,300.00	2,070.74
06 Total travel expenses.....		6,500.00		5,900.00	5,347.40
07 Transportation of things.....		400.00		400.00	447.94
Printing and binding:					
0820 Stenographic job work.....		25.00		25.00	13.90
0830 Photographic work.....		50.00		50.00	27.19
08 Total printing and binding.....		75.00		75.00	41.09
10 Heat, light and power.....		300.00		300.00	279.94
Rents:					
1100 Rent of buildings.....		6,275.00		6,275.00	5,468.30
1110 Rent of equipment.....		2,500.00		2,000.00	754.27
11 Total rents.....		8,775.00		8,275.00	6,222.57
12 Repairs and alterations.....		250.00		243.00	241.50
13 Special and miscellaneous expenses.....		300.00		300.00	304.52
30 Equipment (furniture and fixtures).....		2,140.00		2,200.00	2,135.21
Total.....		121,530.00		111,530.00	91,234.71

INTERCHANGE OF APPROPRIATIONS

Not to exceed 10 per centum of the foregoing amounts for the miscellaneous expenses of the work of any bureau, division, or office herein provided for shall be available interchangeably for expenditures on the objects included within the general expenses of such bureau, division, or office, but no more than 10 per centum shall be added to any one item of appropriation except in cases of extraordinary emergency, and then only upon the written order of the Secretary of Agriculture (*act Feb. 10, 1925, vol. 43, p. 849*).

Estimates of appropriations required for the service of the fiscal year ending June 30, 1927—Continued

General object (title of appropriation), date of acts, references to Statutes at Large, or to Revised Statutes, and estimated amount required for each detailed object				Total amount to be appropriated under each head of appropriation	Amount appropriated for the fiscal year ending June 30, 1926
MISCELLANEOUS ITEMS					
Forest Fire Cooperation—					
For cooperation with the various States or other appropriate agencies in forest-fire prevention and suppression and the protection of timbered and cut-over lands in accordance with the provisions of sections 1, 2, and 3 of the act entitled "An act to provide for the protection of forest lands, for the reforestation of denuded areas, for the extension of national forests, and for other purposes, in order to promote continuous production of timber on lands chiefly valuable therefor," approved June 7, 1924, including also the study of the effect of tax laws and the investigation of timber insurance as provided in section 3 of said act, \$660,000, of which [\$17,897] \$86,160 shall be available for personal services in the District of Columbia and not to exceed \$5,903 for the purchase of supplies and equipment required for the purposes of said act in the District of Columbia (<i>act Feb. 10, 1925, vol. 43, p. 849</i>)				\$660, 000. 00	\$660, 000. 00
	Estimated expenditures, 1927 appropriation	Estimated expenditures, 1926 appropriation	Expended and obligated, 1925		
Departmental service:					
Salaries—					
Professional and scientific service—					
Grade 5, \$5,200 to \$6,000; average, \$5,600—	Average—	Average—	Average—		
Senior forester.....	No. Salary	No. Salary	No. Salary		
Senior economist.....	1 5,200	1 5,200			
Grade 4, \$3,800 to \$5,000; average, \$4,400—					
Forest inspector.....	1 4,400	1 4,400	1 4,200		
Forester.....	1 3,800	1 3,800			
Grade 3, \$3,000 to \$3,600; average, \$3,300—					
Associate forester.....			1 3,500		
Clerical, administrative, and fiscal service—					
Grade 11, \$3,800 to \$5,000; average, \$4,400—					
Assistant chief business specialist.....	1 4,000	1 4,000	1 3,800		
Grade 10, \$3,300 to \$3,900; average, \$3,600—					
Senior administrative officer.....	1 3,600				
Grade 9, \$3,000 to \$3,600; average, \$3,300—					
Administrative officer.....	1 3,600	1 3,600	1 3,600		
Grade 4, \$1,680 to \$2,040; average, \$1,860—					
Clerk.....	1 1,740	1 1,740	1 1,680		
Grade 3, \$1,500 to \$1,860; average, \$1,680—					
Assistant clerk.....	1 1,500				
Grade 2, \$1,320 to \$1,680; average, \$1,500—					
Junior clerk.....	1 1,320	1 1,320			
Total average number of employees.....	9	5 1/2	3 1/2		
Total salaries, departmental service.....	29,560	17,850	12,197		
The difference between 1927 and 1926 is due to increase in force, \$11,710.					
Field service:					
Salaries and wages—					
Salary range, \$7,500 and over—					
Taxation expert (part time).....	1 7,500	1 7,500			
Salary range, \$5,200 to \$6,000; average, \$5,600—					
Senior economist.....		1 5,200			
Salary range, \$3,800 to \$5,000; average, \$4,400—					
Senior district forest inspectors.....	2 4,000	2 4,000	1 3,949		
Salary range, \$3,300 to \$3,900; average, \$3,600—					
District forest inspectors.....	2 3,450	3 3,500	2 3,450		
Salary range, \$3,000 to \$3,600; average, \$3,300—					
Associate district forest inspectors.....	3 3,200	1 3,200	1 3,000		
Salary range, \$2,400 to \$3,000; average, \$2,700—					
Assistant economist.....	1 2,400	1 2,400			
Salary range, \$1,860 to \$2,400; average, \$2,111.42—					
Junior foresters.....	2 1,860	2 1,860			
Salary range, \$1,680 to \$2,040; average, \$1,860—					
Clerks.....	2 1,680	2 1,680	1 1,680		
Salary range, \$1,500 to \$1,860; average, \$1,680—					
Assistant clerks.....	1 1,500	1 1,500			
Total average number of employees, field service.....	18 1/2	14 1/2	5 1/2		
Total salaries, field service.....	42,913.00	46,063.00	17,175.00		
Wages, temporary laborers.....	8,000.00	8,000.00	7,758.06		
The difference between 1927 and 1926 is due to increase in force, \$2,050.					
Total salaries and wages, field service.....	50,913.00	54,063.00	24,933.06		
01 Total personal services.....	80,473.00	71,913.00	37,130.06		
Supplies and materials:					
0200 Stationery and office supplies.....			10.90		
0220 Scientific and educational supplies.....			4.58		
0280 Sundry supplies.....	50.00	50.00	34.95		
02 Total supplies and materials.....	50.00	50.00	50.43		
Communication service:					
0500 Telegraph service.....	20.00	20.00	14.73		
0610 Telephone service.....	120.00	120.00	114.70		
0620 Other communication service.....			.20		
05 Total communication service.....	140.00	140.00	129.63		

Estimates of appropriations required for the service of the fiscal year ending June 30, 1927—Continued

General object (title of appropriation), date of acts, references to Statutes at Large, or to Revised Statutes, and estimated amount required for each detailed object				Total amount to be appropriated under each head of appropriation	Amount appropriated for the fiscal year ending June 30, 1926
Forest Fire Cooperation—Continued.					
	Estimated expenditures, 1927 appropriation	Estimated expenditures, 1926 appropriation	Expended and obligated, 1925		
Travel expenses:					
0615 Transportation.....	\$9,000.00	\$8,000.00	\$3,799.17		
0616 Subsistence.....	8,000.00	7,000.00	3,391.60		
06 Total travel expenses.....	17,000.00	15,000.00	7,190.77		
07 Transportation of things (service).....	500.00	500.00	729.18		
08 Photography, photographs, and prints.....	80.00	80.00	60.92		
Rents:					
1100 Rent of buildings and structures.....	600.00	600.00	614.00		
11 Total rents.....	600.00	600.00	614.00		
12 Repairs and alterations.....	200.00	200.00	210.72		
13 Special and miscellaneous current expenses.....	6,000.00	6,000.00	5,825.33		
22 Grants to States and other political subdivisions.....	553,757.00	565,317.00	346,053.15		
Equipment:					
3000 Passenger-carrying vehicles.....	1,000.00		1,096.25		
3010 Furniture, furnishings, and fixtures.....	50.00	50.00	29.70		
3020 Educational, scientific, and recreational equipment.....	100.00	100.00	110.40		
3050 Other equipment.....	50.00	50.00	29.63		
30 Total equipment.....	1,200.00	200.00	1,265.98		
Total.....	660,000.00	680,000.00	399,260.17		
Cooperative Farm Forestry—					
For cooperation with appropriate officials of the various States or with other suitable agencies to assist the owners of farms in establishing, improving, and renewing wood lots, shelter belts, windbreaks, and other valuable forest growth, and in growing and renewing useful timber crops under the provisions of section 5 of the act entitled "An act to provide for the protection of forest lands, for the reforestation of denuded areas, for the extension of national forests, and for other purposes, in order to promote the continuous production of timber on lands chiefly suitable therefor," approved June 7, 1924, \$50,000, of which amount not to exceed \$2,650 may be expended for personal services in the District of Columbia (<i>act Feb. 10, 1925, vol. 43, p. 849</i>).....				\$50,000.00	\$50,000.00
	Estimated expenditures, 1927 appropriation	Estimated expenditures, 1926 appropriation	Expended and obligated, 1925		
Departmental service:					
Salaries—					
Professional and scientific service—					
Grade 4, \$3,800 to \$5,000; average, \$4,400—	Average—	Average—	Average—		
Scientist (forester).....	No. Salary	No. Salary	No. Salary		
	★ \$4,600	★ \$4,600	★		
Total average number of regular employees.....	★	★			
Total salaries, departmental service.....	2,650	2,650			
Field service:					
Salaries and wages—					
Part-time unclassified field agents at salaries of approximately \$1,500 per year.....	31★	31★			
Total salaries and wages, part-time employees.....	47,350	47,350			
Total number of employees, field service.....	31★	31★			
Total salaries and wages, field service.....	47,350	47,350			
01 Total personal services.....	50,000	50,000			
Cooperative Distribution of Forest Planting Stock—					
For cooperation with the various States in the procurement, production, and distribution of forest-tree seeds and plants in establishing windbreaks, shelter belts, and farm wood lots upon denuded or nonforested lands within such cooperating States, under the provisions of section 4 of the act entitled "An act to provide for the protection of forest lands, for the reforestation of denuded areas, for the extension of national forests, and for other purposes, in order to promote the continuous production of timber on lands chiefly suitable therefor," approved June 7, 1924, \$50,000, of which amount not to exceed \$2,650 may be expended for personal services in the District of Columbia (<i>act Feb. 10, 1925, vol. 43, p. 849</i>).....				50,000.00	50,000.00

Estimates of appropriations required for the service of the fiscal year ending June 30, 1927—Continued

General object (title of appropriation), date of acts, references to Statutes at Large, or to Revised Statutes, and estimated amount required for each detailed object				Total amount to be appropriated under each head of appropriation	Amount appropriated for the fiscal year ending June 30, 1926
<i>Cooperative Distribution of Forest Planting Stock—Continued.</i>					
	Estimated expenditures, 1927 appropriation	Estimated expenditures, 1926 appropriation	Expended and obligated, 1925		
Departmental service:					
Salaries—					
Clerical, administrative, and fiscal service—					
Grade 3, \$1,500 to \$1,860; average, \$1,680—	Average— No. Salary	Average— No. Salary	Average— No. Salary		
Assistant clerk	1 \$1,500	1 \$1,500			
Total number of employees	1	1			
Total salaries, departmental service	1,500	1,500			
22 Grants to States	48,500	48,500			
Total	50,000	50,000			
<i>Acquisition of Lands for Protection of Watersheds of Navigable Streams—</i>					
For the acquisition of additional lands at headwaters of navigable streams, to be expended under the provisions of the act of March 1, 1911 (Thirty-sixth Statutes at Large, page 961), as amended, \$1,000,000, of which amount not to exceed [\$14,800] \$14,760 may be expended for departmental personal services in the District of Columbia (act Feb. 10, 1925, vol. 43, p. 850)				\$1,000,000.00	\$1,000,000.00
	Estimated expenditures, 1927 appropriation	Estimated expenditures, 1926 appropriation	Expended and obligated, 1925		
Departmental service:					
Salaries—					
Professional and scientific service—					
Grade 5, \$5,200 to \$6,000; average, \$5,600—	Average— No. Salary	Average— No. Salary	Average— No. Salary		
Senior attorney	1 \$5,200	1 \$5,200	1 \$5,200		
Grade 4, \$3,800 to \$5,000; average, \$4,400—					
Attorney	1 3,800	1 3,800	1 4,000		
Grade 2, \$2,400 to \$3,000; average, \$2,700—					
Assistant attorney	1 2,400	1 2,400			
Subprofessional service—					
Grade 5, \$1,680 to \$2,040; average, \$1,860—					
Library assistant			1 1,860		
Grade 3, \$1,320 to \$1,680; average, \$1,500—					
Junior librarian			1 1,680		
Clerical, administrative, and fiscal service—					
Grade 3, \$1,500 to \$1,860; average, \$1,680—					
Assistant clerks	2 1,680	2 1,680	2 1,628		
Total average number of employees	5	5	4 1/2		
Total salaries, departmental service	14,760	14,760	10,470		
Field service:					
Salaries and wages—					
Salary range, \$3,800 to \$5,000; average, \$4,400—					
Forester	1 4,000	1 4,000	1 4,000		
Salary range, \$3,300 to \$3,900; average, \$3,600—					
District forest inspector	1 3,300	1 3,300	1 3,300		
Forest supervisor			1 3,300		
Salary range, \$3,000 to \$3,600; average, \$3,300—					
Administrative officer	1 3,000	1 3,000	1 3,000		
Forest supervisors			1 3,023		
Associate title attorneys	1 3,200	1 3,200	1 3,052		
Salary range, \$2,700 to \$3,300; average, \$3,000—					
Forest supervisor	1 2,700	1 2,700	1 2,700		
Salary range, \$2,400 to \$3,000; average, \$2,700—					
Assistant foresters	2 2,650	2 2,650	1 2,652		
Chief land examiners	5 2,550	5 2,550	5 2,540		
Assistant forest supervisors	1 2,400	1 2,400	1 2,400		
Assistant title attorneys	7 2,550	7 2,550	7 2,512		
Salary range, \$1,860 to \$2,400; average, \$2,111.42—					
Junior abstractor	1 2,100	1 2,100	1 2,085		
Junior foresters	4 1,890	4 1,890	6 1,887		
Senior transitmen	3 2,050	3 2,050	2 2,015		
Senior land examiners			1 1,860		
Senior clerk			1 1,860		
Salary range, \$1,680 to \$2,040; average, \$1,860—					
Transitmen	6 1,740	6 1,740	6 1,720		
Clerks	1 1,680	1 1,680	1 1,680		
Salary range, \$1,500 to \$1,860; average, \$1,680—					
Assistant clerk	1 1,560	1 1,560	1 1,560		
Salary range, \$1,320 to \$1,680; average, \$1,500—					
Junior clerks	9 1,380	9 1,380	8 1,379		
Total average number of employees, field service	44 1/2	44 1/2	51 1/2		
Total salaries, field service	93,860.00	93,860.00	110,078.00		
Wages, temporary laborers	33 1/2 20,000.00	33 1/2 20,000.00	31 1/2 18,908.92		
Total salaries and wages, field service	113,860.00	113,860.00	128,976.92		
01 Total personal services	128,620.00	128,620.00	139,446.92		

Estimates of appropriations required for the service of the fiscal year ending June 30, 1927—Continued

General object (title of appropriation), date of acts, references to Statutes at Large, or to Revised Statutes, and estimated amount required for each detailed object				Total amount to be appropriated under each head of appropriation	Amount appropriated for the fiscal year ending June 30, 1928
Acquisition of Lands for Protection of Watersheds of Navigable Streams—Contd.					
	Estimated expenditures, 1927 appropriation	Estimated expenditures, 1926 appropriation	Expended and obligated, 1925		
Supplies and materials:					
0200 Stationery and office supplies.....	\$900.00	\$900.00	\$904.86		
0220 Scientific and educational supplies.....			10.53		
0230 Fuel.....			44.64		
0260 Provisions.....	4,500.00	4,500.00	4,429.74		
0280 Sundry supplies.....	100.00	100.00	178.19		
0290 Materials.....	200.00	200.00	195.47		
02 Total supplies and materials.....	5,700.00	5,700.00	5,763.43		
03 Subsistence and support of persons (service).....	1,500.00	1,500.00	1,485.50		
Communication service:					
0500 Telegraph service.....	10.00	10.00	12.37		
0510 Telephone service.....	100.00	100.00	110.91		
0520 Other communication service.....			8.79		
05 Total communication service.....	110.00	110.00	132.07		
Travel expenses:					
0615 Transportation.....	11,000.00	11,000.00	11,255.29		
0616 Subsistence.....	14,000.00	14,000.00	13,983.97		
06 Total travel expenses.....	25,000.00	25,000.00	25,241.26		
07 Transportation of things (service).....	2,000.00	2,000.00	2,150.11		
08 Photography, photographs, and prints.....	50.00	50.00	56.83		
10 Furnishing of heat, light, power, etc.....	110.00	110.00	110.91		
Rents:					
1100 Rent of building and structures.....	1,200.00	1,200.00	1,224.96		
1110 Other rents.....	660.00	660.00	660.39		
11 Total rents.....	1,860.00	1,860.00	1,885.35		
12 Repairs and alterations.....	300.00	300.00	282.33		
13 Special and miscellaneous current expenses.....			4.42		
Equipment:					
3010 Furniture, furnishings, and fixtures.....	300.00	300.00	391.68		
3020 Educational, scientific, and recreational equipment.....	300.00	300.00	272.30		
3050 Other equipment.....	1,200.00	1,200.00	1,186.16		
30 Total equipment.....	1,800.00	1,800.00	1,850.14		
31 Lands and interests in land.....	832,950.00	832,950.00	633,612.32		
32 Structures and parts and nonstructural improvements to lands.....			26.35		
Total.....	1,000,000.00	1,000,000.00	812,047.94		
Experiments and Demonstrations in Livestock Production in the Cane-Sugar and Cotton Districts of the United States—					
To enable the Secretary of Agriculture, in cooperation with the authorities of the States concerned, or with individuals, to make such investigations and demonstrations as may be necessary in connection with the development of livestock production in the cane-sugar and cotton districts of the United States, \$43,930.]					\$43,930.00
Field Station, Woodward, Oklahoma—					
NOTE.—This item has been transferred to the Bureau of Dairy Industry.					
	Estimated expenditures, 1927 appropriation	Estimated expenditures, 1926 appropriation	Expended and obligated, 1925		
Field service:					
Salaries—	Average—	Average—	Average—		
Salary range, \$3,000 to \$3,600; average, \$3,300—	No. Salary	No. Salary	No. Salary		
Agent in animal husbandry.....	1 \$3,200	1 \$3,200	1 \$3,200		
Associate parasitologist.....	1 3,000	1 3,000	1 3,000		
Salary range, \$1,800 to \$2,400; average, \$2,100—					
Agent in animal husbandry.....	1 2,300	1 2,300	1 2,300		
Junior dairy herdsman.....	1 2,000	1 2,000	1 2,000		
Salary range, \$1,650 to \$2,040; average, \$1,850—					
Senior herdsman.....	1 1,740	1 1,740	1 1,740		
Assistant clerk.....	1 1,800	1 1,800	1 1,800		
Salary range, \$1,320 to \$1,680; average, \$1,500—					
Junior clerk.....	1 1,320	1 1,320	1 1,320		
Salary range, \$1,140 to \$1,500; average, \$1,320—					
Unskilled laborers.....	3 1,400	3 1,400	3 1,371		
Salary range, \$600 to \$780; average, \$690—					
Unskilled laborer.....	1 600	1 600	1 600		
Total average number of regular employees.....	9½	9½	9½		
Total salaries and wages of regular employees.....		16,300.00	15,546.31		
Temporary employees with salaries ranging from \$96 to \$1,060 per annum.....					
Total salaries and wages of temporary employees.....	14	9,000.00	10,401.61		
01 Total personal services.....		25,300.00	25,947.92		

Estimates of appropriations required for the service of the fiscal year ending June 30, 1927—Continued

General object (title of appropriation), date of acts, references to Statutes at Large, or to Revised Statutes, and estimated amount required for each detailed object				Total amount to be appropriated under each head of appropriation	Amount appropriated for the fiscal year ending June 30, 1926
<i>Field Station, Woodward, Oklahoma—Continued.</i>					
	Estimated expenditures, 1927 appropriation	Estimated expenditures, 1926 appropriation	Expended and obligated, 1925		
Supplies and materials:					
0200 Stationery and office supplies.....		\$275.00	\$2.65		
0230 Fuel.....		1,350.00	1,363.98		
0250 Forage.....		8,155.00	10,182.43		
0280 Sundry supplies.....		1,125.00	1,114.61		
02 Total supplies and materials.....		10,905.00	12,663.67		
Communication service:					
0500 Telegraph service.....		10.00	7.97		
0510 Telephone service.....		60.00	62.94		
05 Total communication service.....		70.00	70.91		
Travel expenses:					
0615 Transportation.....		1,750.00	1,748.24		
0616 Subsistence.....		800.00	791.50		
06 Total travel expenses.....		2,550.00	2,539.74		
07 Transportation of things (service).....		175.00	175.35		
08 Photographing and photographs and prints.....		5.00	2.10		
12 Repairs and alterations.....		1,500.00	2,104.50		
13 Special and miscellaneous current expenses.....		125.00	120.74		
Equipment:					
3010 Furniture, furnishings, and fixtures.....		50.00	54.23		
3020 Educational, scientific, and recreational equipment.....		500.00	501.91		
3050 Other equipment.....		250.00	414.44		
30 Total equipment.....		800.00	970.58		
Reserve.....		2,500.00			
Total.....		43,930.00	44,585.51		

Experiments in Dairying and Livestock Production in Western United States—

To enable the Secretary of Agriculture to conduct investigations and experiments in problems connected with the establishment of dairying and meat-production enterprises on the semiarid and irrigated lands of the western United States, including the purchase of livestock and the employment of necessary persons and means in the city of Washington and elsewhere, [\$39,610] (acts Aug. 11, 1916, vol. 89, p. 491; Feb. 10, 1925, vol. 43, p. 850)

\$28,610.00

\$39,610.00

	Estimated expenditures, 1927 appropriation	Estimated expenditures, 1926 appropriation	Expended and obligated, 1925
EXPERIMENTS IN DAIRYING AND LIVESTOCK PRODUCTION IN SEMIARID AND IRRIGATED DISTRICTS OF THE WESTERN UNITED STATES			
Field service:			
Salaries and wages—	<i>Average—</i>	<i>Average—</i>	<i>Average—</i>
Salary range, \$3,000 to \$3,600; average, \$3,300—	No. 1 Salary \$3,000	No. 1 Salary \$3,000	No. 1 Salary \$3,000
Associate animal husbandman.....	1	1	1
Salary range, \$2,400 to \$3,000; average, \$2,700—			
Assistant animal husbandman.....	1	1	1
Salary range, \$1,800 to \$2,400; average, \$2,111.42—			
Junior animal husbandmen.....	2	2	1½
Salary range, \$1,140 to \$1,500; average, \$1,320—			
Unskilled laborer.....			1½
Salary range, \$900 to \$1,140; average, \$1,020—			
Unskilled laborers.....	2	3	1½
Salary range, \$600 to \$780; average, \$690—			
Unskilled laborer.....			1½
Total average number of employees, field service.....	5	7	5
Total salaries and wages, field service.....	9,280.00	12,680.00	9,326.37
Difference between 1927 and 1926 is due to decrease in force, \$3,400.			
Supplies and materials:			
0200 Stationery and office supplies.....	10.00	20.00	22.95
0210 Medical and hospital supplies.....	10.00	15.00	16.84
0230 Fuel.....	250.00	345.00	346.58
0250 Forage.....	3,600.00	4,145.00	6,104.48
0280 Sundry supplies.....	150.00	200.00	213.81
0290 Materials.....			32.96
02 Total supplies and materials.....	4,020.00	4,725.00	6,737.62
Communication service:			
0500 Telegraph service.....	20.00	20.00	26.39
0510 Telephone service.....	10.00	10.00	10.35
05 Total communication service.....	30.00	30.00	36.74

Estimates of appropriations required for the service of the fiscal year ending June 30, 1927—Continued

General object (title of appropriation), date of acts, references to Statutes at Large, or to Revised Statutes, and estimated amount required for each detailed object				Total amount to be appropriated under each head of appropriation	Amount appropriated for the fiscal year ending June 30, 1926
Experiments in Dairying and Livestock Production in Western United States—Continued.					
	Estimated expenditures, 1927 appropriation	Estimated expenditures, 1926 appropriation	Expended and obligated, 1925		
EXPERIMENTS IN DAIRYING AND LIVESTOCK PRODUCTION IN SEMIARID AND IRRIGATED DISTRICTS OF THE WESTERN UNITED STATES—continued					
Travel expenses:					
0615 Transportation.....	\$555.00	\$750.00	\$1,147.90		
0616 Subsistence.....	300.00	500.00	929.87		
06 Total travel expenses.....	855.00	1,250.00	2,077.77		
07 Transportation of things (service).....	250.00	250.00	389.99		
08 Photographing and photographs and prints.....			1.80		
12 Repairs and alterations.....	500.00	500.00	855.14		
13 Special and miscellaneous current expenses.....	150.00	150.00	304.51		
Equipment:					
3010 Furniture, furnishings, and fixtures.....			4.44		
3050 Other equipment.....	50.00	50.00	53.50		
30 Total equipment.....	50.00	50.00	57.94		
Reserve.....		500.00			
Total.....	15,135.00	20,135.00	19,787.88		
EXPERIMENTS IN DAIRYING AND LIVESTOCK PRODUCTION IN WESTERN UNITED STATES					
Field service:					
Salaries and wages—					
Salary range, \$3,000 to \$3,600; average, \$3,300—	Average—	Average—	Average—		
Associate dairy husbandman.....	No. 1 Salary \$3,300	No. 1 Salary \$3,300	No. 1 Salary \$3,000		
Salary range, \$2,400 to \$3,000; average, \$2,700—					
Assistant dairy husbandman.....	1 2,900	1 2,900	1 2,400		
Salary range, \$1,320 to \$1,680; average, \$1,500—					
Unskilled laborers.....	2 1,440	2 1,440	2 1,440		
Salary range, \$1,140 to \$1,500; average, \$1,320—					
Unskilled laborers.....	2 1,260	2 1,260	2 1,260		
Total average number of regular employees.....	5	6	6		
Total salaries and wages, regular employees.....	8,700.00	11,600.00	10,800.00		
Temporary employees at salaries ranging from \$300 to \$2,191 per year.....		1 300	1 552		
Total salaries and wages, temporary employees.....					
01 Total number of employees, field service.....	5 8,700.00	7 11,900.00	6 11,352.00		
Total salaries and wages, field service.....					
The difference between 1927 and 1926 is due to decrease in force, \$2,900.					
Supplies and materials:					
0200 Stationery and office supplies.....	35.00	65.00	67.15		
0210 Medical and hospital supplies.....	30.00	60.00	59.96		
0220 Scientific and educational supplies.....	33.00	65.00	68.72		
0230 Fuel.....	350.00	850.00	857.89		
0250 Forage and other supplies for animals.....	2,500.00	4,000.00	3,986.25		
0280 Sundry supplies.....	150.00	270.00	273.62		
0290 Materials.....	25.00	60.00	66.35		
02 Total supplies and materials.....	3,123.00	5,370.00	5,379.94		
Communication services:					
0500 Telegraph service.....	4.00	9.00	9.09		
0510 Telephone service.....		30.00	29.95		
05 Total communication service.....	4.00	39.00	39.04		
Travel expenses:					
0615 Transportation.....	550.00	600.00	654.67		
0616 Subsistence.....	70.00	125.00	146.20		
06 Total travel expenses.....	620.00	725.00	800.87		
07 Transportation of things (service).....	250.00	500.00	513.48		
08 Photographing and photographic prints.....	5.00	20.00	20.85		
12 Repairs and alterations.....	250.00	250.00	582.93		
13 Special and miscellaneous current expenses.....	320.00	368.00	413.62		
Equipment:					
3010 Furniture, furnishings, and fixtures.....	3.00	3.00	3.74		
3050 Other equipment.....	200.00	300.00	338.99		
30 Total equipment.....	203.00	303.00	342.73		
Total.....	13,475.00	19,475.00	19,445.46		

Estimates of appropriations required for the service of the fiscal year ending June 30, 1927—Continued

General object (title of appropriation), date of acts, references to Statutes at Large, or to Revised Statutes, and estimated amount required for each detailed object	Total amount to be appropriated under each head of appropriation	Amount appropriated for the fiscal year ending June 30, 1926
<p>Passenger-Carrying Vehicles—</p> <p>That not to exceed \$150,000 of the lump-sum appropriations herein made for the Department of Agriculture shall be available for the purchase, maintenance, repair, and operation of motor-propelled and horse-drawn passenger-carrying vehicles necessary in the conduct of the field work of the Department of Agriculture outside the District of Columbia: <i>Provided</i>, That not to exceed [\$46,000] \$45,000 of this amount shall be expended for the purchase of such vehicles, and that such vehicles shall be used only for official service outside the District of Columbia, but this shall not prevent the continued use for official service of motor trucks in the District of Columbia: <i>Provided further</i>, That the Secretary of Agriculture is authorized to purchase, from the funds provided for carrying out the provisions of the Federal Highway Act of November 9, 1921 (Forty-second Statutes at Large, page 212), not to exceed [\$35,000] \$40,000 for motor-propelled passenger-carrying vehicles to replace such vehicles transferred under authority of the acts of February 28, 1919 (Fortieth Statutes at Large, page 1201), March 15, 1920 (Forty-first Statutes at Large, page 530), and November 9, 1921 (Forty-second Statutes at Large, page 212), from the War Department and retained and used by the Secretary of Agriculture in the construction and maintenance of national forest roads or other roads constructed under his direct supervision which are or may become unserviceable: <i>Provided further</i>, That the Secretary of Agriculture shall, on the first day of each regular session of Congress, make a report to Congress showing the amount expended under the provisions of this paragraph during the preceding fiscal year: <i>Provided further</i>, That the Secretary of Agriculture may exchange motor-propelled and horse-drawn vehicles, and boats, and parts, accessories, tires, or equipment thereof, in whole or in part payment for vehicles, or boats, or parts, accessories, tires, or equipment of such vehicles, or boats, purchased by him.</p>		

Statement of proposed expenditures for the purchase, maintenance, repair, and operation of motor-propelled and horse-drawn passenger-carrying vehicles in the conduct of the field work of the Department of Agriculture outside of the District of Columbia, for the fiscal year ending June 30, 1927, as required by section 5 of the act of July 16, 1914 (38 Stat. 508)

TO BE PURCHASED DURING THE FISCAL YEAR 1927

Bureau, division, or office	Horse- drawn or motor- propelled	Appropriation	For purchase						Net cost	For main- tenance, repair, and operation	Public purpose for which intended	Officials and em- ployees by whom used
			New vehicles			Vehicles to be exchanged						
			Num- ber	Description	Gross cost	Num- ber	Descrip- tion	Allow- ance (esti- mated)				
Agricultural Economics.	Motor prop- elled.	Market inspec- tion of perish- able foods.	2	Automobile.	\$1,000	1	Automob- ile.	\$100	\$900	\$740	Transporting inspectors between headquarters and widely scattered inspection points in connection with the shipping- point inspection of fruits and vegetables.	Food products in- spectors.
Do.....	do.....	Enforcement of the United States grain standards act.	4	do.....	2,000	2	do.....	300	1,700	1,480	Transporting grain samplers, supervisors, and others, and grain samples between Fed- eral grain supervision offices and railroad yards, wharves, and grain elevators.	Federal grain sup- ervisors and other representa- tives of the Fed- eral grain super- vision service.
Do.....	do.....	Administration of the United States ware- house act.	5	do.....	2,500	2	do.....	300	2,200	1,850	Transporting warehouse inspec- tors between headquarters and widely scattered licensed warehouses.	Warehouse inspec- tors.
Bureau of Animal Industry.	do.....	General expenses (inspection and quarantine).	4	do.....	1,840	3	do.....	300	1,540	1,487	Travel to farms, ranches, and reservations in connection with the eradication of scabies in sheep and cattle.	Veterinary inspec- tors in New Mex- ico, South Dak- ota, Wyoming, and Montana.
Do.....	do.....	Meat inspection.	4	do.....	1,840	3	do.....	300	1,540	1,488	Travel to abattoirs and meat- packing plants under Federal inspection.	Inspectors in charge in Iowa, Illinois, Kansas, and Ohio.
Do.....	do.....	General expenses (eradication of cattle ticks).	6	do.....	2,760	3	do.....	300	2,460	2,140	Travel to farms, premises, and dipping vats to inspect cattle for ticks and supervise the dipping of cattle.	Veterinary inspec- tors and agents in Florida, Mis- sissippi, Arkan- sas, and Texas.
Do.....	do.....	General expenses (eradication of tuberculosis).	35	do.....	16,100	13	do.....	1,300	14,800	12,650	Travel to farms and premises for tuberculin testing and other work on tuberculosis eradica- tion.	Veterinary inspec- tors in 18 States.
Do.....	do.....	General expenses (eradication of hog cholera).	2	do.....	920				920	750	Travel to farms and premises in connection with the eradica- tion of hog cholera.	Veterinary inspec- tors in Nebraska and Ohio.

Estimates of appropriations required for the service of the fiscal year ending June 30, 1927—Continued

Statement of proposed expenditures for the purchase, maintenance, repair, and operation of motor-propelled and horse-drawn passenger-carrying vehicles in the conduct of the field work of the Department of Agriculture outside of the District of Columbia, for the fiscal year ending June 30, 1927, as required by section 5 of the act of July 16, 1914 (38 Stat. 508)—Continued

TO BE PURCHASED DURING THE FISCAL YEAR 1927—Continued

Bureau, division, or office	Horse-drawn or motor-propelled	Appropriation	For purchase						Net cost	For maintenance, repair, and operation	Public purpose for which intended	Officials and employees by whom used
			New vehicles			Vehicles to be exchanged						
			Number	Description	Gross cost	Number	Description	Allowance (estimated)				
Bureau of Entomology.	Motor-propelled.	Southern field crop insects.	4	Automobile.	\$2,000				\$2,000	\$500	Four additional Ford touring cars are needed at Tallulah, La., for the dusting experiments conducted by the Bureau for the control of the cotton-boll weevil. Investigations are conducted on 35 different plantations within a radius of 40 miles of Tallulah. The dusting experiments must be made on a large scale under actual growing conditions and it has been difficult to induce the farmer to leave two or three fields for the use of the Bureau's experiments because he suffers not only the loss of his crops on these fields but the weevils on the sections untreated by the Bureau are liable to migrate to the remainder of his cotton and increase his general control problem. As a result it has been necessary each year to secure experimental plots over a wider area, which increases the distance to be traveled from the Tallulah headquarters. An increasing difficulty in securing plots for experimental work is due to the fact that a high percentage of the farmers now carry on commercial control of the weevil on their property and this reduces the number of plantations on which experimental work can be located. In addition to the necessity for transporting the entomologists and field assistants to and from different fields it is also necessary to carry a large number of laborers who must be picked up wherever they can be located and transported to where they are needed. The Bureau has been compelled for a number of years during the spraying season to expend large sums for the hire of passenger-carrying vehicles and although the two additional Ford cars were purchased this year we find that through the increased distance to be traveled in visiting the experimental plots the expenditure for hire of passenger-carrying cars is still excessive. It is believed that through the purchase of the additional machines requested that a sufficient saving will be effected to pay for their cost and maintenance within the next two years.	
Do.....	do.....	Preventing spread of moths.	1	do.....	1,800				1,800	300	A high-power car is needed for the control operations in the barrier zone area that has been established to prevent the western spread of the gypsy moth. This area embraces a territory of over 250 miles long and 30 or more miles in width. A rather heavy car of sufficient power to cover long distances should be secured to properly supervise the work in this area. It will provide means for more frequent trips to the various field divisions without serious loss of time and will effect a more thorough coordination of the work. The official in direct charge of this project is constantly traveling throughout the barrier zone and is required to make frequent trips outside of this territory. The surveys often require two or three days of constant travel. A high power car that can be used under any conditions is necessary for the proper supervision of barrier zone operations.	

Estimates of appropriations required for the service of the fiscal year ending June 30, 1927—Continued

Statement of proposed expenditures for the purchase, maintenance, repair, and operation of motor-propelled and horse-drawn passenger-carrying vehicles in the conduct of the field work of the Department of Agriculture outside of the District of Columbia, for the fiscal year ending June 30, 1927, as required by section 5 of the act of July 16, 1914 (38 Stat. 508)—Continued

TO BE PURCHASED DURING THE FISCAL YEAR 1927—Continued

Bureau, division, or office	Horse-drawn or motor-propelled	Appropriation	For purchase						Net cost	For maintenance, repair, and operation	Public purpose for which intended	Officials and employees by whom used
			New vehicles			Vehicles to be exchanged						
			Number	Description	Gross cost	Number	Description	Allowance (estimated)				
Bureau of Entomology.	Motor propelled.	Preventing spread of Japanese beetle.	1	Automobile.	\$500				\$500	\$200	One Ford touring car is needed in the work conducted by the bureau for preventing the spread of the Japanese beetle at Riverton, N. J. The bureau is conducting extensive quarantine operations at this station, covering a radius of at least 600 miles from the heavily infested area, and it is necessary to make frequent inspection trips and visit outlying sections in this territory by automobile.	
Office of Experiment Station*.	do.	Office of Experiment Stations, general expenses.	1	do.	750				750	400	Transportation of mail, supplies, and employees; collecting data and visiting experiments.	Director and his assistants in Porto Rico.
Federal Horticultural Board.	do.	Eradication of pink bollworm.	2	do.	1,000	2	Automobile.	200	800	1,000	Inspection for and the eradication of the pink bollworm of cotton.	Houston office, Federal Horticultural Board. Plant quarantine inspectors only.
Forest Service.	do.	General expenses, Forest Service.	1	Railroad speeder.	240				240	60	Maintenance of forest fire patrol on railroad right of way and travel of forest officers on Kootenai National Forest.	Forest guards, Forest rangers, and men employed on timber sales.
Do.	do.	do.	1	do.	240				240	60	Maintenance of forest fire patrol on railroad right of way and travel of forest officers on Cabinet National Forest.	Do.
Do.	do.	do.	1	do.	240				240	60	Maintenance of forest fire patrol on railroad right of way and travel of forest officers on Lolo National Forest.	Do.
Do.	do.	do.	1	Automobile.	1,050				1,050	400	Long trips by Clarke-McNary law inspector in Gulf States.	Clarke-McNary law inspector.
Do.	do.	do.	1	do.	1,035	1	Automobile.	100	935	400	Travel of district forester and assistants in the Rocky Mountain national forest district.	District forester and assistants.
Do.	do.	do.	1	do.	1,000				1,000	300	Transportation of field parties employed at Southern Forest Experiment Station, carrying camping equipment, etc.	Employees of Southern Forest Experiment Station.
Do.	do.	do.	1	do.	500				500	300	Transportation of field parties employed at Northeastern Forest Experiment Station.	Employees of Northeastern Forest Experiment Station.
Do.	do.	do.	1	do.	500				500	300	Transportation of field parties employed at Priest River Forest Experiment Station.	Employees of Priest River Forest Experiment Station.
Do.	do.	do.	1	do.	500				500	300	Transportation of field parties employed at Pacific Northwest Forest Experiment Station.	Employees of Pacific Northwest Forest Experiment Station.
Do.	do.	do.	1	do.	1,060				1,060	400	Travel of district forester and assistants in the intermountain national forest district.	District forester.
Bureau of Plant Industry.	do.	Forest pathology, 1927.	1	do.	960				960	250	Investigation of diseases of forest, ornamental, and shade trees in mountain region of California.	Pathologist and assistant pathologist.
Do.	do.	General expenses Bureau of Plant Industry, 1927, cotton and truck dis.	1	do.	500	1	Automobile.	50	450	300	To furnish transportation facilities for visiting truck fields in the truck-crop regions in California in connection with the investigation of diseases of celery, lettuce, and other truck crops.	Pathologist and assistant scientific aid.
Do.	do.	General expenses Bureau of Plant Industry, 1927, dry-land agriculture.	1	do.	485	1	do.	25	460	350	Inspection trips to cooperators in the States of Montana, North Dakota, South Dakota, and Wyoming in cooperative shelter-belt work.	Inspection force of the field station, Mandan, N. Dak., engaged in the shelter-belt work.
Bureau of Public Roads.	do.	Agricultural engineering.	1	do.	1,000	1	do.	25	975	300	Investigations of agricultural engineering problems in Missouri, Illinois, Arkansas, and Mississippi.	Irrigation and drainage engineers.
Do.	do.	do.	3	do.	1,350	3	do.	75	1,275	750	Investigations of agricultural engineering problems; headquarters at Urbana, Ill., Salt Lake City, Utah; Service, Calif.	Do.
Do.	do.	do.	1	do.	450				450	250	Investigations of agricultural engineering problems at Arkansas City, Ark.	Do.
Total									42,745	30,065		

Estimates of appropriations required for the service of the fiscal year ending June 30, 1927—Continued

Statement of proposed expenditures for the purchase, maintenance, repair, and operation of motor-propelled and horse-drawn passenger-carrying vehicles in the conduct of the field work of the Department of Agriculture outside of the District of Columbia, for the fiscal year ending June 30, 1927, as required by section 5 of the act of July 16, 1914 (38 Stat. 508)—Continued

FOR MAINTENANCE, REPAIR, AND OPERATION DURING THE FISCAL YEAR 1927

Bureau, division, or office	Appropriation	Number	Description	Amount	Public purpose for which intended	Officials and employees by whom used
Bureau of Agricultural Economics.	Market news service.....	1	Ford coupé.....	\$380	Travel between railroad yards, markets, stock-yards, etc., to obtain market information regarding livestock and meats.	Livestock reporters.
Do.....	Market inspection of perishable foods.	10	1 Ford coupé, 2 Ford touring, 7 Ford roadsters.	3,800	Transporting inspectors between headquarters and widely scattered inspection points in connection with the shipping-point inspection of fruits and vegetables.	Federal inspectors of fruits and vegetables.
Do.....	Enforcement of the United States grain standards act.	12	7 Ford touring, 5 roadsters.	4,560	Transporting grain samplers, supervisors, and others, and grain samples between Federal grain supervision offices and railroad yards, wharves, and grain elevators.	Grain supervisors and other representatives of the Federal grain supervision.
Do.....	Enforcement of the United States cotton futures act and United States cotton standards act.	2	2 Ford touring.....	760	Collecting data and making inspections in connection with the enforcement of the United States cotton futures act.	Representatives of the bureau charged with the enforcement of the United States cotton futures act.
Do.....	Administration of the United States warehouse act.	9	7 Ford coupés, 2 Ford touring.	3,420	Transporting warehouse inspectors between licensed warehouses, scattered over large areas, making the use of automobiles imperative.	Warehouse inspectors.
Bureau of Animal Industry.	General expenses (inspection and quarantine).	15	Automobiles.....	5,740	Field transportation in connection with the inspection and dipping of cattle and sheep for scabies.	Veterinary inspectors in North Dakota, Wyoming, Colorado, Nebraska, Washington, California, Utah, Montana, and New Mexico.
Do.....	General expenses (eradicating tuberculosis).	48do.....	18,367	Field transportation to farms in connection with tuberculin testing.	Veterinary inspectors in 16 States.
Do.....	General expenses (eradicating cattle ticks).	28do.....	10,714	Field transportation to farms, ranches, and dipping vats to inspect cattle and supervise dipping for cattle ticks.	Veterinary inspectors in Louisiana, Alabama, South Carolina, Texas, Florida, Arkansas, North Carolina.
Do.....	General expenses (eradicating hog cholera).	4do.....	1,530	Field travel to central outbreaks of disease.	Veterinary inspectors in Ohio, Nebraska, Wisconsin, and Kansas.
Do.....	General expenses (hog cholera research).	1do.....	500	Travel from Ames, Iowa, to surrounding country to investigate hog-cholera outbreaks.	Veterinary inspectors in Iowa.
Do.....	Meat inspection.....	11do.....	4,209	Travel to meat-packing plants in meat inspection at Sioux City, Chicago, Cincinnati, Kansas City, Lewiston, Memphis, San Diego, and Baltimore.	Inspectors in charge in Maryland, Ohio, Illinois, Kansas, Idaho, Tennessee, and California.
Do.....	General expenses (animal husbandry).	1	Bus.....	1,000	Convey scientific workers between the experiment farm at Beltsville, Md., and Washington.	Scientific workers engaged in research problems in animal husbandry and supervising officials.
Bureau of Biological Survey.	Maintenance of mammal and bird reservations.	1	Harley-Davidson motor cycle with side car.	150	Patrolling Malheur Lake bird reservation.	Warden in charge of reservation.
Bureau of Chemistry.	General expenses (enforcement of food and drugs act).	1	Ford touring.....	250	To convey samples from docks and neighboring cities to New York laboratory—to transport inspectors and investigators from laboratory to points in New Jersey, New York, Connecticut, and Rhode Island.	Chief of the New York station, and inspectors, chemists, wharf examiners, and others under his direction.
Bureau of Dairying.	General expenses, Bureau of Dairying.	1do.....	200	Transportation of employees of the dairy experiment farm between the farm, Beltsville, Md., to Washington, D. C., and other points near by, on official business, and for transporting employees of bureau between farm and railroad station.	Farm superintendent and other farm employees.
Bureau of Entomology.	Prevention of spread of European corn borer.	1	Willys-Knight touring car.	200	For use in New England States, New York, Pennsylvania, Ohio, Indiana, and Michigan in inspection and quarantine work in connection with the European corn borer.	Official in charge.
Do.....	Cereal and forage insects.....	1	Ford touring.....	100	For use at Wichita, Kans., in collecting data and visiting points in the vicinity in making investigations in connection with cereal and forage insects.	Do.
Do.....	Preventing spread of Japanese beetle.	1	Buick touring.....	500	For use at Riverton, N. J., in connection with work against the Japanese beetle.	Do.
Do.....	do.....	2	Dodge touring.....	400	do.....	Do.
Do.....	do.....	1	Ford touring.....	200	do.....	Do.
Do.....	Preventing spread of gypsy moth.	1	Studebaker light 6.	250	For use in supervising and directing laboratory, scouting, quarantine, and silvicultural work; in colonizing parasites and in making immediate inspections of perishable stock upon telegraphic or telephonic request at nurseries in the infested area.	The principal assistants in charge of investigations; scientific assistants, foremen, and scouts acting under their supervision and direction.
Do.....	do.....	10	Ford touring.....	1,650	do.....	Do.
Do.....	Southern field-crop insects.	3do.....	800	For use at Tallulah, La., in visiting experimental operations on numerous plantations in the vicinity.	Official in charge.
Do.....	do.....	1do.....	300	For use at Clarksville, Tenn., in connection with investigations of southern field-crop insects; for collection of data and visiting points in vicinity where experiments are being carried on.	Do.
Do.....	do.....	1do.....	200	For use at Dallas, Tex., in connection with investigations of insects affecting the health of man.	Do.
Do.....	Truck-crop insect investigations.	1do.....	400	For use at Tampa, Fla., in connection with the sweet-potato weevil-control operations being conducted in Florida.	Do.
Office of Experiment Stations.	General expenses, Office of Experiment Stations.	2do.....	800	Transportation of mail, supplies, and employees; for the collection of data, visiting cooperative experiments, etc.	Directors of stations and their assistants in Guam and the Virgin Islands.
Federal Horticultural Board.	Eradication of pink bollworm.....	3do.....	1,875	Inspection for and the eradication of the pink bollworm of cotton.	Houston office, Federal Horticultural Board.
Do.....	do.....	1	Dodge touring.....	600	do.....	Plant quarantine inspectors only.

Estimates of appropriations required for the service of the fiscal year ending June 30, 1927—Continued

Statement of proposed expenditures for the purchase, maintenance, repair, and operation of motor-propelled and horse-drawn passenger-carrying vehicles in the conduct of the field work of the Department of Agriculture outside of the District of Columbia, for the fiscal year ending June 30, 1927, as required by section 5 of the act of July 16, 1914 (38 Stat. 508)—Continued

FOR MAINTENANCE, REPAIR, AND OPERATION DURING THE FISCAL YEAR 1927—Continued

Bureau, division, or office	Appropriation	Number	Description	Amount	Public purpose for which intended	Officials and employees by whom used
Forest Service	General expenses, Forest Service	33	Speeders	\$1,650	Protection and administration of national forests, fire patrol and fire suppression along railroad right of way, transportation of employees.	Forest supervisors, forest rangers, lumbermen, scalers, forest guards, etc.
Do	do	4	Motor cycles	360	Fire patrol and administration of national forests.	Forest rangers and forest guards.
Do	do	12	Automobiles	4,400	General administration of national forest districts and national forests; transportation of experiment station employees and equipment of experimental areas; travel of Clarke-McNary law inspector.	District foresters, specialists in district offices, employees of forest experiment stations, and Clarke-McNary law inspector.
Bureau of Plant Industry	General expenses, Bureau of Plant Industry, 1927 (cotton and truck diseases).	1	Ford touring	400	To transport employees at the Greeley, Colo., field station, and supplies from the town of Greeley to the field station and return, and to furnish transportation facilities for visiting potato fields in the potato-growing regions of Wyoming, Nebraska, and Colorado, in connection with potato-disease investigational work.	Pathologist and temporary assistants.
Do	General expenses, Bureau of Plant Industry, 1927 (crop physiology).	1	do	300	Used in supervising station and field work in connection with date investigations at and in vicinity of United States date garden, Indio, Calif.	Superintendent and other employees at the station.
Do	General expenses, Bureau of Plant Industry, 1927 (crop acclimatization).	1	do	450	This machine is the property of the Indian Bureau of Interior Department and has been loaned to the Bureau of Plant Industry for use in connection with the various experimental plantings of cotton, corn, and other tropical crop plants that are being made in cooperation with the Indian Bureau in the vicinity of the United States field station, Sacaton, Ariz. It is in constant use and greatly facilitates the work of our men by providing a means of getting about the country at a saving of time and expense.	Superintendent of station, 1 junior agronomist, 1 scientific assistant, 2 scientific aids, and other employees of the Department of Agriculture working at Sacaton.
Do	General expenses, Bureau of Plant Industry, 1927, dryland agriculture.	2	5-passenger Ford touring	700	Inspection trips to cooperators in the States of Montana, North Dakota, South Dakota, and Wyoming in cooperative shelter-belt work.	Inspection force of the field station; Mandan, N. Dak., engaged in the shelter-belt work.
Do	do	1	Buggy	5	Making official trips between the field station and town and in making trips of inspection in the vicinity of the station.	Superintendent and assistants at field station, Akron, Colo.
Do	do	1	do	5	do	Superintendent and assistants at field station, Ardmore, S. Dak.
Do	do	1	do	5	do	Superintendent and assistants at field station, Lawton, Colo.
Do	do	1	do	5	do	Superintendent and assistants at field station, Mandan, N. Dak.
Do	do	1	Surry	5	do	Do.
Do	Western irrigation agriculture, 1927.	1	Buggy	10	For use by the farm superintendents and assistants at the stations listed in making trips between the stations and the towns for the purpose of purchasing supplies, transporting official visitors, etc. These field stations are located from 1 to 7 miles from the nearest towns and conveyances are absolutely necessary to the efficient conduct of the work.	Farm superintendent and assistants, United States Yuma field station, Bard, Calif.
Do	do	1	do	10	do	Farm superintendent and assistants, United States Newlands field station, Fallon, Nev.
Do	do	1	Road cart	5	do	Do.
Do	do	2	Buggies (\$10 each)	20	do	Farm superintendent and assistants, United States Belle Fourche field station, Newell, S. Dak.
Do	do	3	do	30	do	Farm superintendent and assistants, United States Huntley field station, Huntley, Mont.
Do	General expenses, Bureau of Plant Industry, 1927 (Arlington Farm) project 3701.	1	Horse-drawn runabout.	50	The farm is over 400 acres in extent and to properly superintend the various field operations, and to economize time in getting from one place to another it is absolutely necessary to use such runabouts or other similar vehicles.	Horticulturist and superintendent in charge and the assistant superintendent.
Do	do	1	do	50	do	Do.
Do	do	1	Indian motor cycle	25	The motor cycle is used for patrol duty and the transportation of foremen and messengers in connection with experimental work at the farm.	Messengers and foremen
Bureau of Public Roads	Agricultural engineering	14	Ford touring	4,550	Investigations of agricultural engineering problems.	Irrigation and drainage engineers in States of California, Washington, Louisiana, Utah, New Mexico, Texas, Idaho, Florida, Colorado, Minnesota, and Illinois.
Weather Bureau	General expenses, Weather Bureau.	1	Ford runabout	300	Patrolling and repairing Government telegraph lines.	Official in charge and assistants, Fort Angeles, Wash.
Total				77,190		

Estimates of appropriations required for the service of the fiscal year ending June 30, 1927—Continued

General object (title of appropriation), date of acts, references to Statutes at Large, or to Revised Statutes, and estimated amount required for each detailed object				Total amount to be appropriated under each head of appropriation	Amount appropriated for the fiscal year ending June 30, 1926
Eradication of Foot-and-Mouth and Other Contagious Diseases of Animals— In case of an emergency arising out of the existence of foot-and-mouth disease, rinderpest, contagious pleuropneumonia, or other contagious or infectious disease of animals which, in the opinion of the Secretary of Agriculture, threatens the livestock industry of the country, he may expend, in the city of Washington or elsewhere, the sum of [\$10,980] \$5,000 , together with any unexpended balances of appropriations heretofore made for this purpose, in the arrest and eradication of any such disease, including the payment of claims growing out of past and future purchases and destruction, in cooperation with the States, of animals affected by or exposed to, or of materials contaminated by or exposed to, any such disease, wherever found and irrespective of ownership, under like or substantially similar circumstances, when such owner has complied with all lawful quarantine regulations: <i>Provided</i> , That the payment for animals hereafter purchased may be made on appraisement based on the meat, dairy, or breeding value, but in case of appraisement based on breeding value no appraisement of any animal shall exceed three times its meat or dairy value, and except in case of an extraordinary emergency, to be determined by the Secretary of Agriculture, the payment by the United States Government for any animal shall not exceed one-half of any such appraisements (<i>acts Mar. 4, 1915, vol. 38, p. 115; Feb. 10, 1925, vol. 43, p. 851</i>)				\$5,000.00	\$10,980.00
ERADICATION AND CONTROL OF FOOT-AND-MOUTH AND OTHER CONTAGIOUS DISEASES OF ANIMALS					
Field service:					
Salaries and wages—					
Salary range, \$3,800 to \$5,000; average, \$4,400—					
Specialist in foot-and-mouth disease.....	Average— No. Salary	Average— No. Salary	Average— No. Salary		
Associate veterinarians.....	1 \$4,300	2 3,800	2 3,800		
Salary range, \$3,000 to \$3,600; average, \$3,300—					
Associate veterinarians.....	3 3,380	3 3,380	3 3,275		
Salary range, \$2,400 to \$3,000; average, \$2,700—					
Assistant veterinarians.....	2 \$2,500	44 2,736	35 2,752		
Chief scientific aid.....		6 2,500	6 2,840		
Junior veterinarians.....		10 2,370	22 2,279		
Salary range, \$1,860 to \$2,400; average, \$2,111.42—					
Junior veterinarians.....			1 1,920		
Senior biologist.....			1 2,160		
Senior scientific aid.....			1 2,400		
Agent.....			1 2,340		
Principal lay inspector.....		1 2,340	10 2,101		
Senior lay inspectors.....		24 2,110	1 2,160		
Senior clerk.....		1 2,160			
Salary range, \$1,680 to \$2,040; average, \$1,860—					
Lay inspectors.....			3 1,909		
Clerk.....		1 1,980	1 1,940		
Assistant lay inspector.....		1 1,800	1 1,707		
Junior lay inspectors.....			1 1,700		
Assistant clerk.....			1 1,740		
Agent.....		1 1,740			
Salary range, \$1,500 to \$1,860; average, \$1,680—					
Junior clerks.....		2 1,590	1 1,320		
Total average number of regular employees.....	2	97 1/2	89 1/2		
Total salaries, regular employees.....	5,000.00	250,348.04	228,553.69		
Temporary employees with salaries ranging from \$1,000 to \$1,500 per annum.....					
Total salaries and wages, temporary employees.....		17,500	23,156.33		
Total average number of employees, field service.....	2	107 1/2	110 1/2		
Total salaries and wages, field service.....	5,000.00	267,848.04	251,710.02		
Supplies and materials:					
0200 Stationery and office supplies.....		200.00	190.35		
0220 Scientific and educational supplies.....		6,000.00	5,298.06		
0230 Fuel.....		500.00	300.63		
0250 Forage and other supplies for animals.....		7,500.00	7,692.90		
0270 Powder, projectiles, and explosives.....		10,000.00	13,429.41		
0280 Sundry supplies.....		1,000.00	526.75		
Total supplies and materials.....		25,200.00	27,438.10		
64 Subsistence and care of animals.....		750.00	749.28		
Communication service:					
0500 Telegraph service.....		275.00	263.93		
0510 Telephone service.....		1,500.00	1,478.15		
0520 Other communication service.....		15.00	11.40		
05 Total communication service.....		1,790.00	1,753.48		

Estimates of appropriations required for the service of the fiscal year ending June 30, 1927—Continued

General object (title of appropriation), date of acts, references to Statutes at Large, or to Revised Statutes, and estimated amount required for each detailed object				Total amount to be appropriated under each head of appropriation	Amount appropriated for the fiscal year ending June 30, 1926
Eradication of Foot-and-Mouth and Other Contagious Diseases of Animals—Contd.					
	Estimated expenditures, 1927 appropriation	Estimated expenditures, 1926 appropriation	Expended and obligated, 1925		
ERADICATION AND CONTROL OF FOOT-AND-MOUTH AND OTHER CONTAGIOUS DISEASES OF ANIMALS—CON.					
Travel expenses:					
0615 Transportation.....		\$135,000.00	\$106,189.84		
0616 Subsistence.....		135,000.00	105,471.46		
06 Total travel expenses.....		270,000.00	211,661.30		
07 Transportation of things (service).....		5,000.00	5,694.29		
09 Advertising.....		55.00	54.45		
10 Furnishing of heat, light, and power.....		50.00	43.99		
Rents:					
1100 Rent of buildings.....		500.00	497.06		
1110 Other rents.....		500.00	636.26		
11 Total rents.....		1,000.00	1,133.32		
12 Repairs and alterations.....		2,150.00	2,004.00		
13 Special and miscellaneous current expenses.....		5,000.00	4,456.76		
Equipment:					
3010 Furniture, furnishings, and fixtures.....		350.00	343.21		
3020 Educational, scientific, and recreational equipment.....		2,500.00	2,678.52		
3040 Livestock.....			52.00		
3050 Other equipment.....		1,500.00	1,535.76		
30 Total equipment.....		4,350.00	4,609.49		
53 Awards or damages for the destruction of infected livestock.....		450,000.00	353,245.96		
53 Indemnities, damages to private property.....		3,000.00	2,573.12		
Estimated unexpended balance June 30, 1926.....		1,915,444.94			
Total.....	\$5,000.00	2,951,637.98	867,127.56		
NOTE.—The estimated expenditures shown in column for 1925 in excess of the amount appropriated are from unexpended balances of prior accounts.					
ERADICATION AND CONTROL OF THE EUROPEAN FOWL PEST					
Field service:					
Salaries and wages—					
Salary range, \$3,800 to \$5,000; average, \$4,400—	Average— No.	Average— Salary	Average— No.	Average— Salary	
Veterinarian.....			3	3,800	
Salary range, \$2,400 to \$3,000; average, \$2,700—					
Assistant veterinarians.....	8	\$2,525	3	2,514	
Salary range, \$1,800 to \$2,400; average, \$2,111.42—					
Junior veterinarians.....			1½	2,082	
Senior scientific aid.....			½	1,820	
Scientific aid.....			½	1,920	
Principal lay inspectors.....	1	2,100	1½	2,227	
Senior lay inspectors.....	7	1,877	9	1,884	
Salary range, \$1,500 to \$1,800; average, \$1,680—					
Assistant lay inspector.....			½	1,590	
Lay inspector.....			½	1,728	
Total average number of employees, field service.....	16		14½		
01 Total salaries and wages, field service.....		36,200.00		36,400.18	
Supplies and materials:					
0200 Stationery and office supplies.....				.45	
0220 Scientific and educational supplies.....		150.93		109.87	
0280 Sundry supplies.....				7.84	
02 Total supplies and materials.....		150.93		118.16	
Communication service:					
0500 Telegraph service.....		75.00		82.47	
0510 Telephone service.....		175.00		174.65	
0520 Other communication service.....		3.00		.95	
05 Total communication service.....		253.00		258.07	
Travel expenses:					
0615 Transportation.....		5,400.00		7,342.09	
0616 Subsistence.....		4,953.00		6,924.57	
06 Total travel expenses.....		10,353.00		14,266.66	
07 Transportation of things (service).....		15.00		8.56	
12 Repairs and alterations.....		25.00		4.20	
13 Special and miscellaneous current expenses.....		25.00		25.20	
30 Educational, scientific, and recreational equipment.....		50.00		31.00	
Total.....		47,071.93		51,110.03	

Estimates of appropriations required for the service of the fiscal year ending June 30, 1927—Continued

General object (title of appropriation), date of acts, references to Statutes at Large, or to Revised Statutes, and estimated amount required for each detailed object	Total amount to be appropriated under each head of appropriation	Amount appropriated for the fiscal year ending June 30, 1920
Mileage Rates for Motor Vehicles— Whenever, during the fiscal year ending June 30, [1926] 1927, the Secretary of Agriculture shall find that the expenses of travel, including travel at official stations, can be reduced thereby, he may, in lieu of actual operating expenses, under such regulations as he may prescribe, authorize the payment of not to exceed 3 cents per mile for motor cycle or 7 cents per mile for an automobile, used for necessary travel on official business (act Feb. 10, 1925, vol. 43, p. 851).		
Enforcement of Packers and Stockyards Act— Enforcement of the Grain Futures Act— NOTE.—The two items above have been placed among the bureaus of the department where they properly belong. They will be found immediately following the Federal Horticultural Board.		
Collection of Seed Grain Loans— To enable the Secretary of Agriculture to collect moneys due the United States on account of loans made to farmers under the seed-grain loan provisions of the act of March 3, 1921, the seed grain loan act of March 20, 1922, and the seed and feed loan act of April 26, 1924, [\$24,000] \$5,000, of which amount not to exceed \$4,000 may be expended for personal services in the District of Columbia [including the employment of such persons and means in the city of Washington and elsewhere as may be necessary] (act Feb. 10, 1925, vol. 43, p. 852) -----		
	\$5,000.00	\$24,000.00

Estimates of appropriations required for the service of the fiscal year ending June 30, 1927—Continued

General object (title of appropriation), date of acts, references to Statutes at Large, or to Revised Statutes, and estimated amount required for each detailed object				Total amount to be appropriated under each head of appropriation	Amount appropriated for the fiscal year ending June 30, 1926
Forest Roads and Trails— For carrying out the provisions of section 23 of the Federal highway act approved November 9, 1921, ["\$4,000,000"] \$5,000,000 [to remain available until expended], and of which amount not to exceed ["\$3,000"] \$48,000 may be expended for departmental personal services in the District of Columbia, being [the remainder] part of the sum of ["\$6,500,000"] \$7,500,000 authorized to be appropriated for the fiscal year [ending June 30, 1925] 1927, by the act entitled, "An act to amend the act entitled 'An act to provide that the United States shall aid the States in the construction of rural post roads, and for other purposes,' approved July 11, 1916, 42 Stat., 212, as amended and supplemented, and for other purposes," approved February 12, 1925 [paragraph 2 of section 4 of the act making appropriations for the Post Office Department for the fiscal year 1923, approved June 19, 1922: <i>Provided</i> , That the appropriations heretofore, herein, and hereafter made for the purpose of carrying out the provisions of section 8 of the act of July 11, 1916, and of section 23 of the Federal highway act of November 9, 1921, and acts amendatory thereof and supplemental thereto, shall be considered available for the purpose of discharging the obligations created hereunder in any State or Territory: <i>Provided further</i> , That the total expenditures on account of any State or Territory shall at no time exceed its authorized apportionment]				\$5, 000, 000. 00	\$4, 000, 000. 00
	Estimated expenditures, 1927 appropriation	Estimated expenditures, 1926 appropriation	Expended and obligated, 1925		
FOREST HIGHWAYS					
Departmental service:					
Salaries—					
Professional and scientific service—					
Grade 5, \$5,200 to \$6,000; average, \$5,600—	<i>Average—</i> No. Salary	<i>Average—</i> No. Salary	<i>Average—</i> No. Salary		
Senior engineer (chief of branch)	1 \$5,400				
Grade 4, \$3,800 to \$5,000; average, \$4,400—					
Engineer	1 4,400				
Grade 3, \$3,000 to \$3,600; average \$3,300—					
Associate engineers	4 3,163				
Grade 1, \$1,860 to \$2,400; average \$2,111.42—					
Junior engineer	1 2,200				
Subprofessional service—					
Grade 6, \$1,860 to \$2,400; average \$2,111.42—					
Senior draftsman	1 2,000				
Grade 5, \$1,680 to \$2,040; average \$1,860—					
Engineering draftsman	1 1,800				
Clerical, administrative, and fiscal service—					
Grade 7, \$2,400 to \$3,000; average \$2,700—					
Assistant administrative officer	1 2,400				
Grade 5, \$1,860 to \$2,400; average \$2,111.42—					
Senior clerk	1 2,200				
Grade 4, \$1,680 to \$2,040; average \$1,860—					
Clerks	4 1,880				
Grade 3, \$1,500 to \$1,860; average \$1,680—					
Assistant clerk	1 1,620				
Grade 1, \$1,140 to \$1,500; average \$1,320—					
Underclerk	1 1,440				
Total average number of employees	17				
Total salaries, departmental service	42, 120. 00				
The difference between 1927 and 1926 is due to—					
Transfer of employees between appropriations					\$39, 120
Increase in force					3, 000
Total increase					42, 120
Deduct expenditures for personal services included in objects named below	42, 120. 00				
Field service:					
Salaries and wages—					
Salary range, \$5,200 to \$6,000; average, \$5,600—					
Senior highway engineers	2 5,552	2 \$5,552	2 \$5,552		
Salary range, \$3,800 to \$5,000; average, \$4,400—					
Highway bridge engineer	1 4,000	1 4,000	1 4,000		
Highway engineers	5 4,232	5 4,232	5 4,232		
District engineers	3 3,931	3 3,931	1 3,931		
District fiscal agents	2 3,800	2 3,800	1 3,800		
Salary range, \$3,300 to \$3,900; average \$3,600—					
Senior administrative officer	1 3,300	1 3,300	1 3,300		
District forest inspector	1 3,600	1 3,600	1 3,600		
District fiscal agent	1 3,300	1 3,300	1 3,300		
Salary range, \$3,000 to \$3,600; average \$3,300—					
Associate highway engineers	20 3,109	20 3,109	20 3,109		
Associate highway bridge engineers	1 3,129	1 3,129	1 3,129		
Salary range, \$2,700 to \$3,300; average, \$3, 000—					
Assistant highway engineers	5 2,900	5 2,900	5 2,900		
Associate administrative officer	1 2,800	1 2,800	1 2,800		
District fiscal agent	1 3,500	1 3,500	1 3,500		
Salary range, \$2,400 to \$3,000; average \$2,700—					
Office engineer	1 2,700	1 2,700	1 2,700		
Assistant highway engineers	9 2,710	9 2,710	9 2,710		
Assistant administrative officers	3 2,750	3 2,750	3 2,750		
Deputy fiscal agents	1 2,610	1 2,610	1 2,610		
Chief surveyors	1 2,400	1 2,400	1 2,400		
Assistant forest supervisor	1 2,400	1 2,400	1 2,400		
Salary range, \$1,680 to \$2,040; average, \$1,860—					
Clerk	1 1,860	1 1,860	1 1,860		

Estimates of appropriations required for the service of the fiscal year ending June 30, 1927—Continued

General object (title of appropriation), date of acts, references to Statutes at Large, or to Revised Statutes, and estimated amount required for each detailed object	Total amount to be appropriated under each head of appropriation		Amount appropriated for the fiscal year ending June 30, 1926
Forest Roads and Trails—Continued.			
	Estimated expenditures, 1927 appropriation	Estimated expenditures, 1926 appropriation	Expended and obligated, 1925
FOREST HIGHWAYS—continued			
Field service—Continued.			
Salaries and wages—Continued.	Average—	Average—	Average—
Salary range, \$1,500 to \$1,860, average \$1,680—	No. Salary	No. Salary	No. Salary
Assistant clerk.	1 \$1,620	1 \$1,620	1 \$1,620
Salary range, \$1,140 to \$1,500, average \$1,320—			
Underclerk.	1 1,260	1 1,260	1 1,260
Total average number of employees, field service.	62 $\frac{1}{2}$	62 $\frac{1}{2}$	58 $\frac{1}{2}$
Total salaries, field service.	199,444.00	199,444.00	184,067.00
Deduct expenditures for personal services included in objects named below.	199,444.00	199,444.00	184,067.00
12 Repairs and alterations.	300,000.00	280,000.00	184,878.26
Structures and parts, etc.:			
Structures and parts and nonstructural improvements to land.	1,958,436.00	5,489,563.00	5,002,240.03
Add indirect expenditures deducted from other objects.	241,564.00	199,444.00	184,067.00
32 Total structures and parts, etc.	2,200,000.00	5,689,007.00	5,186,307.03
Total.	2,500,000.00	5,969,007.00	5,371,185.29
Unexpended balance carried forward June 30, 1924, \$5,532,047.47, including \$2,000,000 of immediately available funds; unexpended balance carried forward June 30, 1925, \$3,660,862.18, including \$2,250,000 of immediately available funds.			
FOREST ROAD DEVELOPMENT			
Departmental service:			
Salaries—			
Clerical, administrative, and fiscal service—			
Grade 11, \$3,800 to \$5,000; average, \$4,400—	$\frac{1}{2}$ 4,000	$\frac{1}{2}$ 4,000	$\frac{1}{2}$ 4,000
Assistant chief administrative officer.			
Grade 8, \$2,700 to \$3,300, average, \$3,000—	1 2,900		
Associate administrative officer.			
Total average number of employees.	1 $\frac{1}{2}$	$\frac{1}{2}$	$\frac{1}{2}$
Total salaries, departmental service.	5,900.00	3,000.00	3,000.00
Difference between 1927 and 1926 is due to transfer between appropriations, \$2,900.			
Deduct expenditures for personal services included in objects named below.	5,900.00	3,000.00	3,000.00
Field service:			
Salaries and wages—			
Salary range, \$3,800 to \$5,000; average, \$4,400—			
District engineers.	1 $\frac{1}{2}$ 3,816	1 $\frac{1}{2}$ 3,816	1 $\frac{1}{2}$ 3,816
Assistant district forester.	$\frac{1}{2}$ 4,680	$\frac{1}{2}$ 4,680	$\frac{1}{2}$ 4,680
District fiscal agent.	$\frac{1}{2}$ 3,800	$\frac{1}{2}$ 3,800	$\frac{1}{2}$ 3,800
Salary range, \$3,300 to \$3,900; average, \$3,600—			
District forest inspectors.	2 $\frac{1}{2}$ 3,300	2 $\frac{1}{2}$ 3,300	2 $\frac{1}{2}$ 3,300
Senior administrative officer.	$\frac{1}{2}$ 3,300	$\frac{1}{2}$ 3,300	$\frac{1}{2}$ 3,300
Assistant district engineer.	$\frac{1}{2}$ 3,300	$\frac{1}{2}$ 3,300	$\frac{1}{2}$ 3,300
District fiscal agent.	$\frac{1}{2}$ 3,300	$\frac{1}{2}$ 3,300	$\frac{1}{2}$ 3,300
Salary range, \$3,000 to \$3,600; average, \$3,300—			
Administrative officer.	1 $\frac{1}{2}$ 3,000	$\frac{1}{2}$ 3,000	$\frac{1}{2}$ 3,000
Assistant district engineer.	3,000	1 3,000	1 3,000
Salary range, \$2,700 to \$3,300; average, \$3,000—			
Associate administrative officer.	$\frac{1}{2}$ 2,700	$\frac{1}{2}$ 2,700	$\frac{1}{2}$ 2,700
Salary range, \$2,400 to \$3,000; average, \$2,700—			
Deputy fiscal agents.	1 $\frac{1}{2}$ 2,678	1 $\frac{1}{2}$ 2,678	1 $\frac{1}{2}$ 2,678
Chief surveyors.	5 2,511	5 2,511	5 2,511
Assistant engineer.	$\frac{1}{2}$ 2,400	$\frac{1}{2}$ 2,400	$\frac{1}{2}$ 2,400
Assistant forest supervisors.	1 $\frac{1}{2}$ 2,400	1 $\frac{1}{2}$ 2,400	1 $\frac{1}{2}$ 2,400
Assistant district forest inspector.	1 2,400	1 2,400	1 2,400
Salary range, \$2,100 to \$2,700; average, \$2,400—			
Principal clerks.	1 $\frac{1}{2}$ 2,300	1 $\frac{1}{2}$ 2,300	1 $\frac{1}{2}$ 2,300
Assistant forest supervisors.	1 $\frac{1}{2}$ 2,100	1 $\frac{1}{2}$ 2,100	1 $\frac{1}{2}$ 2,100
Salary range, \$1,860 to \$2,400; average, \$2,111.42—			
Senior forest rangers.	1 $\frac{1}{2}$ 1,910	1 $\frac{1}{2}$ 1,910	1 $\frac{1}{2}$ 1,910
Senior clerks.	2 $\frac{1}{2}$ 2,106	2 $\frac{1}{2}$ 2,106	2 $\frac{1}{2}$ 2,106
Junior forester.	$\frac{1}{2}$ 1,860	$\frac{1}{2}$ 1,860	$\frac{1}{2}$ 1,860
Senior warehouse foreman.	$\frac{1}{2}$ 1,860	$\frac{1}{2}$ 1,860	$\frac{1}{2}$ 1,860
Salary range, \$1,680 to \$2,040; average, \$1,860—			
Clerks.	2 $\frac{1}{2}$ 1,700	2 $\frac{1}{2}$ 1,700	2 $\frac{1}{2}$ 1,700
Forest rangers.	2 $\frac{1}{2}$ 1,776	2 $\frac{1}{2}$ 1,776	2 $\frac{1}{2}$ 1,776
Salary range, \$1,500 to \$1,860; average, \$1,680—			
Assistant warehouse foremen.	2 1,605	2 1,605	2 1,605
Assistant clerks.	1 $\frac{1}{2}$ 1,500	1 $\frac{1}{2}$ 1,500	1 $\frac{1}{2}$ 1,500
Salary range, \$1,320 to \$1,680; average, \$1,500—			
Junior clerks.	1 $\frac{1}{2}$ 1,320	1 $\frac{1}{2}$ 1,320	1 $\frac{1}{2}$ 1,320
Total average number of employees, field service.	35 $\frac{1}{2}$	35 $\frac{1}{2}$	35 $\frac{1}{2}$
Total salaries, field service.	82,117	82,117	82,117
Deduct expenditures for personal services included in objects named below.	82,117	82,117	82,117
12 Repairs and alterations.	600,000.00	690,000.00	611,423.75

Estimates of appropriations required for the service of the fiscal year ending June 30, 1927—Continued

General object (title of appropriation), date of acts, references to Statutes at Large, or to Revised Statutes, and estimated amount required for each detailed object	Total amount to be appropriated under each head of appropriation	Amount appropriated for the fiscal year ending June 30, 1926
--	--	--

Forest Roads and Trails—Continued.

	Estimated expenditures, 1927 appropriation	Estimated expenditures, 1926 appropriation	Expended and obligated, 1925
FOREST ROAD DEVELOPMENT—continued			
Structures and parts, etc.: Structures and parts and nonstructural improvements to land.....	\$1,811,983.00	\$2,688,869.00	\$2,360,578.21
Add indirect expenditures deducted from other objects.....	88,017.00	85,117.00	85,117.00
32 Total structures and parts, etc.	1,900,000.00	2,773,986.00	2,445,695.21
Total	2,500,000.00	3,463,986.00	3,057,118.96
Unexpended balance carried forward June 30, 1924, \$2,271,450.13, including \$1,500,000 of immediately available funds; unexpended balance carried forward June 30, 1925, \$2,214,331.17, including \$1,750,000 of immediately available funds.			

Cooperative Construction of Rural Post Roads—

Federal aid highway system: For carrying out the provisions of the act entitled "An act to provide that the United States shall aid the States in the construction of rural post roads, and for other purposes," approved July 11, 1916, and all acts amendatory thereof and supplementary thereto, to be expended in accordance with the provisions of said act as amended, [\$76,000,000] \$80,000,000, to remain available until expended, of which amount not to exceed [\$454,971] \$443,571 may be expended for departmental personal services in the District of Columbia, being [\$25,000,000] \$46,700,000, the remainder of the sum of [\$50,000,000] \$75,000,000 authorized to be appropriated for the fiscal year ending June 30, [1923] 1925, [\$35,700,000, the remainder of the sum of \$65,000,000 authorized to be appropriated for the fiscal year ending June 30, 1924; and \$15,300,000 being part of the sum of \$75,000,000 authorized to be appropriated for the fiscal year ending June 30, 1925,] by paragraph 1 of section 4 of the act making appropriations for the Post Office Department for the fiscal year 1923, approved June 19, 1922 and \$33,300,000, part of the sum of \$75,000,000 authorized to be appropriated for the fiscal year ending June 30, 1926, by paragraph 1 of the act approved February 12, 1925 (Public No. 407, 68th Congress) (act Feb. 10, 1925, vol. 43, p. 852)

\$80,000,000.00

\$76,000,000.00

	Estimated expenditures, 1927 appropriation	Estimated expenditures, 1926 appropriation	Expended and obligated, 1925
Departmental service:			
Salaries—			
Professional and scientific service—			
Grade 5, \$5,200 to \$6,000; average, \$5,600—	<i>Average—</i>	<i>Average—</i>	<i>Average—</i>
	No. Salary	No. Salary	No. Salary
Bridge engineer.....	1 \$5,200	1 \$5,200	1 \$5,200
Senior engineers of tests.....	1 5,400	3 5,200	3 5,200
Senior agricultural transportation economist.....	1 5,600	1 5,600	1 5,600
Consulting highway economist.....			1 5,600
Consulting highway engineers.....	1 5,600	2 5,600	2 5,600
Senior highway engineers.....	4 5,500	6 5,440	6 5,266
Grade 4, \$3,800 to \$5,000; average, \$4,400—			
Chemical engineer.....	1 3,800	1 3,800	1 3,800
Engineers of tests.....	3 4,000	4 3,860	4 3,860
Highway bridge engineers.....	2 4,600	3 4,600	2 4,600
Highway economist.....	1 4,400	1 4,400	1 4,100
Highway engineers.....	6 4,333	7 4,371	7 4,133
Grade 3, \$3,000 to \$3,600; average, \$3,300—			
Associate cartographers.....	1 3,000	2 3,000	1 3,000
Associate petrographer.....	1 3,000	1 3,000	1 3,000
Associate economist geologist.....	1 3,500	1 3,500	1 3,500
Associate engineers of tests.....		3 3,000	2 3,000
Associate chemist.....	1 3,000	1 3,000	1 2,600
Engineer examiner.....			1 3,500
Associate computer.....	1 3,200	1 3,100	1 3,000
Associate highway bridge engineers.....	4 3,000	2 3,000	2 3,000
Associate highway engineers.....	11 3,155	14 3,177	10 3,125
Associate librarian.....	1 3,100	1 3,100	
Grade 2, \$2,400 to \$3,000; average, \$2,700—			
Assistant engineer economist.....		1 2,400	1 2,400
Assistant engineers of tests.....	1 2,400	4 2,422	4 2,480
Assistant chemists.....	1 2,400	1 2,400	1 2,600
Assistant highway economist.....			1 2,400
Assistant librarian.....	1 2,400	1 2,400	1 2,400
Assistant highway engineers.....	2 2,700	1 2,600	1 2,800
Grade 1, \$1,860 to \$2,400; average, \$2,111.42—			
Junior agricultural economist.....			1 2,100
Junior civil engineers.....			1 1,860
Junior highway economist.....	1 2,100	1 2,100	1 1,860
Junior materials engineer.....	1 1,860	1 1,860	1 1,860
Junior chemical engineers.....	1 2,000	2 1,930	1 1,890
Junior highway engineers.....	2 1,860	2 2,053	1 1,964

Estimates of appropriations required for the service of the fiscal year ending June 30, 1927—Continued

General object (title of appropriation), date of acts, references to Statutes at Large, or to Revised Statutes, and estimated amount required for each detailed object	Estimated expenditures, 1927 appropriation		Estimated expenditures, 1926 appropriation		Expended and obligated, 1926		Total amount to be appropriated under each head of appropriation	Amount appropriated for the fiscal year ending June 30, 1926
Cooperative Construction of Rural Post Roads—Continued.								
Departmental service—Continued.								
Salaries—Continued.								
Subprofessional service—	Average—		Average—		Average—			
Grade 8, \$2,400 to \$3,000; average, \$2,700—	No.	Salary	No.	Salary	No.	Salary		
Chief draftsman.....	1	\$2,700	1	\$2,700	1	\$2,400		
Grade 7, \$2,100 to \$2,700; average, \$2,400—								
Principal model maker.....	1	2,500	1	2,500	1	2,500		
Principal instrument maker.....	1	2,100	1	2,100	1	2,100		
Grade 6, \$1,860 to \$2,400; average, \$2,111.42—								
Senior highway draftsmen.....	7	2,060	8	2,035	7	2,035		
Principal instrument maker.....								
Senior engineering aid.....	1	2,200	1	2,200	1	2,100		
Senior mechanic.....	1	2,300	1	2,300	1	2,300		
Senior library assistant.....	1	1,860	1	1,860	1	1,860		
Senior motion-picture draftsman.....			1	1,860	1	1,860		
Grade 5, \$1,680 to \$2,100; average, \$1,860—								
Engineering draftsmen.....	3	1,740	2	1,755	1	1,770		
Computer.....					1	1,740		
Laboratory mechanics.....	1	2,040	1	2,010	2	1,920		
Cement tester.....	1	1,740	1	1,740	1	1,740		
Assistant scientific aids.....	1	1,860	3	1,740	3	1,605		
Grade 4, \$1,500 to \$1,860; average, \$1,680—								
Assistant scientific aids.....	8	1,650	20	1,644	19	1,645		
Grade 3, \$1,320 to \$1,680; average, \$1,500—								
Junior draftsmen.....	4	1,515	4	1,515	5	1,482		
Junior mechanics.....	2	1,680	1	1,680	1	1,680		
Junior scientific aids.....	2	1,440	3	1,380	2	1,380		
Grade 2, \$1,140 to \$1,500; average, \$1,320—								
Under scientific aid.....	1	1,140	1	1,140	1	1,140		
Grade 1, \$900 to \$1,260; average, \$1,080—								
Minor scientific aids.....	4	1,128	5	1,128	5	1,090		
Clerical, administrative, and fiscal service—								
Grade 12, \$5,200 to \$6,000; average, \$5,600—								
Senior administrative officers.....	1	5,200	1	5,200	2	5,133		
Grade 11, \$3,800 to \$5,000; average, \$4,400—								
Administrative officers.....	1	4,200	2	4,600	2	4,000		
Grade 10, \$3,300 to \$3,900; average, \$3,600—								
Special assistant.....					1	3,650		
Grade 9, \$3,000 to \$3,600; average, \$3,300—								
Administrative officers.....	1	3,000	2	3,200	1	3,140		
Grade 8, \$2,700 to \$3,300; average, \$3,000—								
Associate attorney.....					1	3,000		
Associate editor.....					1	3,000		
Associate administrative officer.....					1	2,800		
Grade 7, \$2,400 to \$3,000; average, \$2,700—								
Property assistant.....					1	2,800		
Assistant administrative officers.....			1	2,800	4	2,780		
Assistant cartographer.....					1	2,800		
Junior administrative assistants.....	2	2,400	1	2,400	1	2,400		
Grade 6, \$2,100 to \$2,700; average, \$2,400—								
Principal clerks.....	4	2,175	3	2,325	2	2,400		
Principal photographer.....	1	2,500	1	2,500	1	2,400		
Grade 5, \$1,860 to \$2,400; average, \$2,111.42—								
Senior clerks.....	5	2,044	3	2,060	5	2,042		
Grade 4, \$1,680 to \$2,100; average, \$1,860—								
Clerks.....	13	1,837	14	1,867	13	1,872		
Grade 3, \$1,500 to \$1,860; average, \$1,680—								
Assistant clerks.....	19	1,667	22	1,658	15	1,625		
Grade 2, \$1,320 to \$1,680; average, \$1,500—								
Junior clerks.....	38	1,415	43	1,406	35	1,378		
Grade 1, \$1,140 to \$1,500; average, \$1,320—								
Underclerks.....	13	1,241	15	1,245	11	1,220		
Custodial service—								
Grade 4, \$1,140 to \$1,500; average, \$1,320—								
Undercustodian.....	1	1,380	1	1,380	1	1,380		
Grade 3, \$1,020 to \$1,260; average, \$1,140—								
Minor custodians.....	6	1,050	5	1,080	1	1,260		
Grade 2, \$900 to \$1,140; average, \$1,020—								
Office laborers.....	6	1,000	5	1,000				
Grade 2, \$0.40 per hour—								
Charwomen.....	14	492	13	470	3	414		
Grade 1, \$600 to \$780; average, \$690—								
Junior messengers.....	4	630	3	630				
Total average number of employees.....	221		260		220			
Total salaries and wages, departmental service.....		443,571.00		560,000.00		527,461.56		
The difference between 1927 and 1926 is due to decrease in force, \$116,429.								
Field service:								
Salaries and wages—								
Salary range, \$5,200 to \$6,000; average, \$5,600—								
Senior highway engineers.....	12	5,457	12	5,457	11	5,470		
Salary range, \$3,800 to \$5,000; average, \$4,400—								
Highway engineers.....	58	3,905	58	3,905	53	3,895		
Salary range, \$3,300 to \$3,900; average, \$3,600—								
Associate highway engineers.....	15	3,633	15	3,633	14	3,508		
Salary range, \$3,000 to \$3,600; average, \$3,300—								
Associate highway engineers.....	91	3,110	91	3,115	77	3,065		
Salary range, \$2,700 to \$3,300; average, \$3,000—								
Assistant highway engineers.....	30	2,806	30	2,806	21	2,780		
Salary range, \$2,400 to \$3,000; average, \$2,700—								
Assistant highway engineers.....	12	2,623	12	2,623	8	2,608		
Salary range, \$2,100 to \$2,700; average, \$2,400—								
Junior highway engineers.....	21	2,215	21	2,215	21	2,215		
Assistant explosives technologists.....	1	2,200	1	2,200	1	2,200		
Resident engineer.....	1	2,125	1	2,125	1	2,125		
Chief road-survey party.....	1	2,100	1	2,100	1	2,100		

Estimates of appropriations required for the service of the fiscal year ending June 30, 1927—Continued

General object (title of appropriation), date of acts, references to Statutes at Large, or to Revised Statutes, and estimated amount required for each detailed object	Estimated expenditures, 1927 appropriation		Estimated expenditures, 1926 appropriation		Expended and obligated, 1925	Total amount to be appropriated under each head of appropriation	Amount appropriated for the fiscal year ending June 30, 1926
Cooperative Construction of Rural Post Roads—Continued.							
Field service—Continued.							
Salaries and wages—Continued.							
Salary range, \$1,860 to \$2,400; average, \$2,111.42—							
Junior highway engineers.....	Average— No. 17½	Salary \$1,988	Average— No. 17½	Salary \$1,988	Average— No. 11	Salary \$1,920	
Senior highway draftsman.....	1	2,100	1	2,100	1	2,100	
Senior clerks.....	10	2,044	10	2,044	8½	1,999	
Salary range, \$1,680 to \$2,040; average, \$1,860—							
Clerks.....	20½	1,747	20½	1,747	14½	1,738	
Salary range, \$1,500 to \$1,860; average, \$1,680—							
Assistant clerks.....	14½	1,580	14½	1,580	11½	1,540	
Salary range, \$1,320 to \$1,680; average, \$1,500—							
Junior clerks.....	33½	1,413	33½	1,413	26	1,431	
Salary range, \$1,140 to \$1,500; average, \$1,320—							
Underclerks.....	8½	1,233	8½	1,233	8½	1,203	
Salary range, \$1,020 to \$1,260; average, \$1,140—							
Laborer.....	1	1,200	1	1,200	½	1,200	
Salary range \$780 to \$1,020; average, \$900—							
Messengers.....	4½	912	4½	912	5½	937	
Salary range, \$600 to \$780; average, \$690—							
Junior messenger.....	½	600	½	600	½	600	
Total average number of regular employees, field service.....	336½		336½		278½		
Total salaries and wages, regular employees, field service.....		943,375.00		943,375.00		766,155.02	
Temporary employees at salaries ranging from \$2.50 to \$12.50 per day and \$150 to \$175 per month.....	225		225		235		
Total salaries and wages, temporary employees.....		256,625.00		256,625.00		270,473.14	
Total number of employees, field service.....	561½		561½		513½		
Total salaries and wages, field service.....		1,200,000.00		1,200,000.00		1,036,628.16	
01 Total personal services.....		1,643,571.00		1,760,000.00		1,564,089.72	
Supplies and materials:							
0200 Stationery and office supplies.....		24,000.00		24,000.00		24,850.73	
0210 Medical and hospital supplies.....		100.00		100.00		24.40	
0220 Scientific and educational supplies.....		4,000.00		4,000.00		3,395.06	
0230 Fuel.....		1,300.00		1,300.00		1,361.01	
0240 Wearing apparel and sewing supplies.....		50.00		50.00		27.30	
0250 Forage and other supplies for animals.....		600.00		600.00		646.28	
0270 Powder, projectiles, explosives, etc.....		50.00		50.00		24.00	
0280 Sundry supplies.....		3,600.00		3,600.00		3,605.64	
0290 Materials.....		12,000.00		12,000.00		12,247.91	
02 Total supplies and materials.....		45,700.00		45,700.00		46,182.33	
03 Subsistence and support of persons (service).....		600.00		600.00		542.95	
04 Subsistence and care of animals and storage and care of vehicles (service).....		4,700.00		4,700.00		4,717.77	
Communication service:							
0500 Telegraph service.....		4,300.00		4,300.00		4,299.21	
0510 Telephone service.....		7,500.00		7,500.00		7,540.59	
0520 Other communication service.....		600.00		600.00		581.17	
05 Total communication service.....		12,400.00		12,400.00		12,420.97	
06 Travel expenses.....		264,000.00		264,000.00		264,065.15	
07 Transportation of things.....		9,700.00		9,700.00		8,758.41	
Printing and binding:							
0800 Printing and binding.....		5,300.00		5,300.00		5,359.70	
0820 Stenographic work, typewriting, multi-graphing and mimeographing (job work).....		4,500.00		4,500.00		4,452.86	
0830 Photographing and making photographs and prints.....		6,100.00		6,100.00		6,122.23	
08 Total printing and binding.....		15,900.00		15,900.00		15,934.79	
09 Advertising and publication of notices (service).....		250.00		250.00		246.85	
10 Furnishing of heat, light and power, water, and electricity (service).....		3,500.00		3,500.00		3,423.29	
Rents:							
1100 Rent of buildings and structures.....		34,400.00		34,400.00		34,388.24	
1110 Other rents.....		450.00		450.00		458.19	
11 Total rents.....		34,850.00		34,850.00		34,846.43	
12 Repair and alterations.....		400.00		400.00		377.28	
13 Special and miscellaneous current expenses.....		2,800.00		2,800.00		2,488.22	
Equipment:							
3000 Passenger-carrying vehicles.....		24,000.00		24,000.00		23,720.25	
3010 Furniture, furnishings, and fixtures.....		40,500.00		40,500.00		40,418.58	
3020 Educational, scientific, and recreational equipment.....		12,000.00		12,000.00		11,844.12	
3050 Other equipment.....		28,000.00		28,000.00		27,987.77	
30 Total equipment.....		104,500.00		104,500.00		103,970.72	
22 Grants to States.....		77,857,129.00		93,140,700.00		95,749,998.11	
53 Refunds on account of reshipments of surplus war materials to States.....						339,556.86	
Total.....		80,000,000.00		95,400,000.00		97,472,506.13	

Estimates of appropriations required for the service of the fiscal year ending June 30, 1927—Continued

General object (title of appropriation), date of acts, references to Statutes at Large, or to Revised Statutes, and estimated amount required for each detailed object	Total amount to be appropriated under each head of appropriation	Amount appropriated for the fiscal year ending June 30, 1926
--	--	--

[The Secretary of Agriculture is authorized to enter into leases for the Bieber Building, 1358 B Street southwest, and the warehouse now under construction at the southeast corner of Linworth Place and C Street southwest, for a period not to exceed ten years, provided in his judgment it is of advantage to the Government of the United States to do so. Such leases shall have the approval of the Public Buildings Commission.]

PERMANENT SPECIFIC APPROPRIATION

[Cooperative Construction, etc., of Roads and Trails, National Forests—

There is appropriated \$1,000,000 for the fiscal year ending June 30, 1917, and each fiscal year thereafter, up to and including the fiscal year ending June 30, 1926; in all, \$10,000,000 to be available until expended under the supervision of the Secretary of Agriculture, upon request from the proper officers of the State, Territory, or county, for the survey, construction, and maintenance of roads and trails within or only partly within the national forests, when necessary for the use and development of resources upon which communities within and adjacent to the national forests are dependent, when the State, Territory, or county has entered into a cooperative agreement with the Secretary of Agriculture for the survey, construction, and maintenance of such roads or trails upon a basis equitable to both the State, Territory, or county, and the United States. The aggregate expenditures in any State, Territory, or county can not exceed 10 per cent of the value of the timber and forage resources which are or will be available for income upon the national forest lands within the respective county or counties wherein the roads or trails are to be constructed. The Secretary of Agriculture is required to make annual report to Congress of the amounts expended hereunder. Out of the appropriations made by this act, the Secretary of Agriculture is authorized to employ assistants, clerks, and other persons in the city of Washington and elsewhere, to rent buildings outside of the city of Washington, to purchase supplies, material, equipment, office fixtures, and apparatus, and to incur travel and other expense for carrying out the purposes of this act.]

\$1, 000, 000. 00

	Estimated expenditures, 1927 appropriation	Estimated expenditures, 1926 appropriation	Expended and obligated, 1925
Departmental service:			
Professional and scientific service—	<i>Average—</i>	<i>Average—</i>	<i>Average—</i>
Grade 5, \$5,200 to \$6,000; average, \$5,600—	No. Salary	No. Salary	No. Salary
Senior engineer	1 5,600	1 5,400	1 4,800
Grade 4, \$3,800 to \$5,000; average, \$4,400—			
Engineer	1 4,400	1 4,400	1 4,800
Grade 3, \$3,000 to \$3,600; average, \$3,300—			
Associate engineers	3 3,205	1 3,100	1 3,100
Grade 1, \$1,860 to \$2,400; average, \$2,111.42—			
Junior engineers	1 2,200	1 1,940	1 1,940
Subprofessional service—			
Grade 6, \$1,860 to \$2,400; average, \$2,111.42—			
Senior draftsman	1 2,000		
Grade 5, \$1,680 to \$2,040; average, \$1,860—			
Engineering draftsman	1 1,800	1 1,680	1 1,680
Clerical, administrative, and fiscal service—			
Grade 8, \$2,700 to \$3,300; average, \$3,000—			
Associate administrative officer	1 2,900	1 2,800	1 2,800
Grade 7, \$2,400 to \$3,000; average, \$2,700—			
Junior administrative assistant	1 2,400	1 2,400	1 2,400
Grade 6, \$2,100 to \$2,700; average, \$2,400—			
Principal clerk		1 2,250	1 2,250
Grade 5, \$1,860 to \$2,400; average, \$2,111.42—			
Senior clerk	1 2,200	1 2,200	1 2,200
Grade 4, \$1,680 to \$2,040; average, \$1,860—			
Clerks	4 1,860	3 1,860	3 1,860
Grade 3, \$1,500 to \$1,860; average, \$1,680—			
Assistant clerk	1 1,620		
Grade 1, \$1,140 to \$1,500; average, \$1,320—			
Junior clerk	1 1,440		
Total average number of employees		17	7 1/2
Total salaries, departmental service		42,020.00	15,966.25
Deduct expenditures for personal services included in objects named below		42,020.00	15,966.25

Estimates of appropriations required for the service of the fiscal year ending June 30, 1927—Continued

General object (title of appropriation), date of acts, references to Statutes at Large, or to Revised Statutes, and estimated amount required for each detailed object				Total amount to be appropriated under each head of appropriation	Amount appropriated for the fiscal year ending June 30, 1926
<i>Cooperative Construction, etc., of Roads and Trails, National Forests—Continued.</i>					
	Estimated expenditures, 1927 appropriation	Estimated expenditures, 1926 appropriation	Expended and obligated, 1925		
Field service:					
Salaries and wages—	Average—	Average—	Average—		
Salary range, \$3,800 to \$5,000; average, \$4,400—	No. Salary	No. Salary	No. Salary		
Highway bridge engineer	1 \$3,800		1 \$3,800		
District engineer	1 3,919		1 3,919		
District fiscal agents	1 3,800		1 3,800		
Salary range, \$3,000 to \$3,600; average, \$3,300—					
Associate highway engineers	3 3,025	1 3,150	1 3,150		
Senior investigator	1 3,300	1 3,100	1 3,100		
Salary range, \$2,700 to \$3,300; average, \$3,000—					
Associate highway engineers	3 2,850	2 2,960	2 2,960		
Assistant highway engineer		1 2,700	1 2,700		
Associate administrative officer		1 2,772	1 2,772		
Salary range, \$2,400 to \$3,000; average, \$2,700—					
Assistant highway engineers	2 2,666	3 2,650	3 2,650		
Administrative officer		1 2,500	1 2,500		
Deputy fiscal agent		1 2,567	1 2,567		
Salary range, \$2,100 to \$2,700; average, \$2,400—					
Chief road survey parties	4 2,475	4 2,480	4 2,480		
Principal mechanic		1 2,400	1 2,400		
Salary range, \$1,860 to \$2,400; average, \$2,111.42—					
Junior highway engineers	1 2,133	1 2,030	1 2,030		
Senior highway draftsman	1 1,860	1 2,040	1 2,040		
Senior clerks		2 2,172	2 2,172		
Transitman		1 2,100	1 2,100		
Mechanic		1 2,070	1 2,070		
Salary range, \$1,680 to \$2,040; average, \$1,860—					
Highway draftsmen	1 1,800	1 1,798	1 1,798		
Junior civil engineer	1 1,860	1 1,880	1 1,880		
Junior highway engineer	1 1,860	1 1,880	1 1,880		
Clerk	1 1,763	1 1,763	1 1,763		
Mechanic	1 1,800	1 1,800	1 1,800		
Salary range, \$1,500 to \$1,860; average, \$1,680—					
Assistant clerk		1 1,620	1 1,620		
Junior mechanic		1 1,740	1 1,740		
Salary range, \$1,320 to \$1,680; average, \$1,500—					
Junior draftsman	1 1,500	1 1,540	1 1,540		
Junior mechanic		1 1,380	1 1,380		
Junior clerk		1 1,440	1 1,440		
Salary range, \$1,140 to \$1,500; average, \$1,320—					
Skilled laborer		1 1,245	1 1,245		
Salary range, \$1,020 to \$1,260; average, \$1,140—					
Watchman		1 1,200	1 1,200		
Salary range, \$780 to \$1,020; average, \$900—					
Messenger		1 955	1 955		
Total average number of regular employees	20 1/2	26 1/2	26 1/2		
Total salaries and wages of regular employees	51,885.00	67,948.83	67,948.83		
Temporary employees at salaries ranging from \$2 to \$12.50 per diem and from \$50 to \$175 per month.	83 1/2	231	231		
Total salaries and wages, temporary employees	49,073.00	66,294.24	66,294.24		
Total number of employees, field service	103 1/2	257 1/2	257 1/2		
Total salaries and wages, field service	100,958.00	134,243.07	134,243.07		
01 Total personal services	142,978.00	150,209.32	150,209.32		
Deduct expenditures for personal service included in object named below	142,978.00	150,209.32	150,209.32		
12 Repairs and alterations	37,180.00	22,302.65	22,302.65		
Structures and parts, etc.:					
Nonstructural improvements (direct expenditures)	819,842.00	1,234,874.47	1,234,874.47		
Add indirect expenditures deducted from other objects	142,978.00	150,209.32	150,209.32		
32 Total structures and parts, etc.	962,820.00	1,385,083.79	1,385,083.79		
Total	1,000,000.00	1,407,386.44	1,407,386.44		
Total salaries, Department of Agriculture		\$8,352,330.00	\$8,421,540.00		
Total general expenses		36,014,178.00	37,312,901.00		
Permanent and indefinite appropriations, and special funds		44,366,508.00	45,734,441.00		
Special items		11,351,250.00	12,340,750.00		
		85,000,000.00	80,000,000.00		
Total, Department of Agriculture		140,717,758.00	138,075,191.00		

ESTIMATES OF APPROPRIATIONS REQUIRED FOR THE SERVICE OF THE FISCAL YEAR ENDING JUNE 30, 1927

General object (title of appropriation), date of acts, references to Statutes at Large, or to Revised Statutes, and estimated amount required for each detailed object

Total amount to be appropriated under each head of appropriation

Amount appropriated for the fiscal year ending June 30, 1925

CHAPTER IV.—DEPARTMENT OF COMMERCE

OFFICE OF THE SECRETARY

Salaries, Office of the Secretary of Commerce—

Salaries: Secretary of Commerce, **[\$12,000]** \$15,000; Assistant Secretary, and other personal services in the District of Columbia in accordance with the classification act of 1923, including the chief clerk and superintendent who shall be chief executive officer of the department and who may be designated by the Secretary of Commerce to sign official papers and documents during the temporary absence of the Secretary and the Assistant Secretary of the department **[\$218,380.]** \$242,500; in all, **[\$230,380]** \$257,500: *Provided*, That in expending appropriations or portions of appropriations, contained in this act, for the payment for personal services in the District of Columbia in accordance with the classification act of 1923, the average of the salaries of the total number of persons under any grade in any bureau, office, or other appropriation unit shall not at any time exceed the average of the compensation rates specified for the grade by such act, and in grades in which only one position is allocated the salary of such position shall not exceed the average of the compensation rates for the grade: *Provided*, That this restriction shall not apply (1) to grades 1, 2, 3, and 4 of the clerical-mechanical service, or (2) to require the reduction in salary of any person whose compensation was fixed as of July 1, 1924, in accordance with the rules of section 6 of such act, (3) to require the reduction in salary of any person who is transferred from one position to another position in the same or different grade in the same or a different bureau, office, or other appropriation unit, or (4) to prevent the payment of a salary under any grade at a rate higher than the maximum rate of the grade when such higher rate is permitted by the classification act of 1923, and is specifically authorized by other law (act Feb. 27, 1925, vol. 43, p. 1033)

\$257, 500. 00

\$230, 380. 00

	Estimated expenditures, 1927 appropriation	Estimated Expenditures, 1926 appropriation	Expended and obligated, 1925
Departmental service:			
Salaries—			
Clerical, administrative, and fiscal service—			
Grade 14, \$7,500 and over—			
Secretary	No. Salary	No. Salary	No. Salary
1 \$15,000.00	1 \$15,000.00	1 \$12,966.49	
Special executive officer (assistant secretary)	1 7,500.00	1 7,500.00	1 7,500.00
Grade 13, \$6,000 to \$7,500; average, \$6,750—			
Executive officer (administrative assistant)	1 6,000.00	1 6,000.00	★ 6,000.00
Grade 12, \$5,200 to \$6,000; average, \$5,600—			
Senior administrative officers—			
Assistants to the Secretary	2 5,200.00	2 5,200.00	★ 5,200.00
Chief clerk and superintendent	1 5,200.00	1 5,200.00	
Grade 11, \$3,800 to \$5,000; average, \$4,400—			
Administrative officer—			
Assistant to the Secretary	1 3,800.00	1 3,800.00	2½ 3,800.00
Chief clerk and superintendent			1 4,400.00
Grade 10, \$3,300 to \$3,900; average, \$3,600—			
Junior administrative officers (chiefs of division)	3 3,600.00	3 3,600.00	2½ 3,600.00
Grade 9, \$3,000 to \$3,600; average, \$3,300—			
Senior administrative assistant (private secretary to the Secretary)	1 3,000.00		
Assistant to the Secretary	1 3,000.00		
Grade 8, \$2,700 to \$3,300; average, \$3,000—			
Administrative assistant—			
Director purchases and sales	1 3,300.00	1 3,300.00	1 3,150.00
Traffic manager	1 3,300.00	★ 3,300.00	★ 3,300.00
Chief division of supplies	1 3,100.00	1 3,100.00	1 2,950.00
Deputy disbursing clerk	1 2,800.00	1 2,800.00	1 2,750.00
Assistant chief of division	3 2,800.00	3 2,800.00	4 2,750.00
Grade 7, \$2,400 to \$3,000; average, \$2,700—			
Junior administrative assistant—			
Private secretary to the Assistant Secretary	1 2,700.00	1 2,700.00	1 2,550.00
Grade 6, \$2,100 to \$2,700; average, \$2,400—			
Principal clerks	6 2,416.66	4½ 2,450.00	4½ 2,333.33
Grade 5, \$1,860 to \$2,400; average, \$2,100—			
Senior clerks	5 2,100.00	5 2,100.00	4½ 2,060.00
Grade 4, \$1,680 to \$2,040; average, \$1,860—			
Clerks	8 1,807.50	7½ 1,774.28	7½ 1,824.00
Stenographers	4 1,905.00	4 1,905.00	4 1,860.00
Accounting and auditing assistants	3 1,880.00	3 1,880.00	2½ 1,880.00
Transportation rate and traffic clerk	1 1,860.00	★ 1,860.00	1 1,660.00
Grade 3, \$1,500 to \$1,860; average, \$1,680—			
Clerks	15 1,584.00	12½ 1,556.66	13½ 1,565.00
Stenographers	6 1,630.00	6 1,630.00	4½ 1,667.00
Chief operator, telephone	1 1,740.00	1 1,740.00	1 1,710.00
Telegrapher	1 1,560.00	1 1,560.00	1 1,530.00
Grade 2, \$1,320 to \$1,680; average, \$1,500—			
Clerks	16 1,350.00	16 1,360.00	17½ 1,403.00
Stenographers	4 1,410.00	3½ 1,410.00	3½ 1,404.00

66010—25†—21

321

Estimates of appropriations required for the service of the fiscal year ending June 30, 1927—Continued

General object (title of appropriation), date of acts, references to Statutes at Large, or to Revised Statutes, and estimated amount required for each detailed object				Total amount to be appropriated under each head of appropriation	Amount appropriated for the fiscal year ending June 30, 1926
Salaries, Office of the Secretary of Commerce—Continued.					
	Estimated expenditures, 1927 appropriation	Estimated expenditures, 1926 appropriation	Expended and obligated, 1925		
Departmental service—Continued.					
Salaries—Continued.					
Clerical, administrative, and fiscal service—Con.					
Grade 1, \$1,140 to \$1,500; average, \$1,320—	<i>Average—</i>	<i>Average—</i>	<i>Average—</i>		
Clerks.....	No. Salary	No. Salary	No. Salary		
Telephone operators.....	8 \$1,212.00	5½ \$1,236.00	5½ \$1,230.00		
Professional and scientific service—					
Grade 3, \$3,000 to \$3,600; average, \$3,300—					
Librarian.....	3 1,200.00	3 1,200.00	3 1,170.00		
Grade 1, \$1,860 to \$2,400; average, \$2,100—					
Assistant librarian.....	1 3,000.00	1 3,000.00	1 3,000.00		
Library assistant.....	1 1,920.00	1 1,920.00	1 1,890.00		
Subprofessional service—					
Grade 4, \$1,500 to \$1,860; average, \$1,680—					
Cataloguer.....	1 1,860.00	1 1,860.00	1 1,860.00		
Grade 3, \$1,320 to \$1,680; average, 1,500—					
Underlibrary assistants.....	2 1,440.00	1½ 1,440.00	2 1,380.00		
Grade 2, \$1,140 to \$1,500; average, \$1,320—					
Minor library assistants.....	2 1,320.00	1½ 1,320.00	2 1,320.00		
Custodial service—					
Grade 4, \$1,140 to \$1,500; average, \$1,320—					
Undermechanic (chauffeur to secretary).....	1 1,380.00	1 1,380.00	1 1,380.00		
Foreman of garage and truck chauffeurs.....	1 1,200.00	1 1,200.00	1 1,170.00		
Grade 3, \$1,020 to \$1,260; average, \$1,140—					
Messengers.....	4 1,110.00	4 1,110.00	3½ 1,110.00		
Packer.....	1 1,140.00	1 1,140.00	1 1,140.00		
Laborer.....	1 1,080.00	1 1,080.00	1 1,060.00		
Chauffeurs.....	5 1,062.00	5 1,062.00	5½ 1,074.00		
Grade 2, \$900 to \$1,140; average, \$1,020—					
Assistant messengers.....	3 920.00	3 920.00	1½ 920.00		
Laborers.....	2 920.00	3 920.00	3 920.00		
Grade 1, \$600 to \$780; average, \$690—					
Junior messengers.....	6 625.00	5½ 625.00	5½ 625.00		
Total average number of employees.....	133	119	117½		
Total salaries, departmental service.....	257,500.00	230,371.00	221,036.81		
The difference between 1927 and 1926 is due to increase in force, \$27,129.					
Contingent Expenses, Department of Commerce—					
For contingent and miscellaneous expenses of the offices and bureaus of the department, including those for which appropriations for contingent and miscellaneous expenses are specifically made, including professional and scientific books, law books, books of reference, periodicals, blank books, pamphlets, maps; newspapers (not exceeding \$2,500); for which payment may be made in advance; stationery; furniture and repairs to same; carpets, matting, oilcloth, file cases, towels, ice, brooms, soap, sponges; fuel, lighting, and heating; purchase and exchange of motor trucks and bicycles; maintenance, repair, and operation of two motor-propelled passenger-carrying vehicles and of motor trucks and bicycles, to be used only for official purposes; freight and express charges; postage to foreign countries; telegraph and telephone service; typewriters, adding machines, and other labor-saving devices, including their repair and exchange; first-aid outfits for use in the buildings occupied by employees of this department; street-car fares, not exceeding [\$300] \$500; and all other miscellaneous items and necessary expenses not included in the foregoing, [\$200,000] \$262,000, which sum shall constitute the appropriation for contingent expenses of the department and shall also be available for the purchase of necessary supplies and equipment for field services of bureaus and offices of the department for which contingent and miscellaneous appropriations are specifically made in order to facilitate the purchase through the central purchasing office (Division of Supplies), as provided in the act of June 17, 1910 (Thirty-sixth Statutes at Large, page 531 (act Feb. 27, 1925, vol. 43, p. 1033)).....				\$262,000.00	\$251,360.00
	Estimated expenditures, 1927 appropriation	Estimated expenditures, 1926 appropriation	Expended and obligated, 1925		
Supplies and materials:					
0200 Stationery and office supplies.....	\$130,820.00	\$125,653.00	\$89,688.43		
0210 Medical and hospital supplies.....	230.00	250.00	788.28		
0220 Scientific and educational supplies.....	11,060.00	11,000.00	16,905.49		
0230 Fuel.....	1,860.00	1,884.00	1,348.09		
0240 Wearing apparel and sewing supplies.....			56.48		
0250 Provisions.....					
0270 Powder, explosives, etc.....	130.00				
0280 Sundry supplies.....	6,805.00	8,675.00	5,971.20		
0290 Materials.....	2,775.00	3,665.00	2,562.14		
02 Total supplies and materials.....	153,700.00	151,117.00	117,319.11		

Estimates of appropriations required for the service of the fiscal year ending June 30, 1927—Continued

General object (title of appropriation), date of acts, references to Statutes at Large, or to Revised Statutes, and estimated amount required for each detailed object				Total amount to be appropriated under each head of appropriation	Amount appropriated for the fiscal year ending June 30, 1926
<i>Contingent Expenses, Department of Commerce—Continued.</i>					
	Estimated expenditures, 1927 appropriation	Estimated expenditures, 1926 appropriation	Expended and obligated, 1925		
Communication service:					
0500 Telegraph service.....	\$3,127.00	\$2,942.00	\$1,464.54		
0510 Telephone service.....	16,525.00	16,385.00	14,604.00		
0520 Other communication service.....	4,105.00	3,990.00	3,965.19		
05 Total communication service.....	23,757.00	23,297.00	20,033.73		
06 Travel expenses.....	5,595.00	4,210.00	5,034.05		
07 Transportation of things (service).....	4,595.00	4,620.00	3,160.40		
08 Photographing and photographs and prints.....	380.00		572.92		
09 Advertising and publication of notices (service).....	205.00	205.00			
10 Furnishing of heat, light, and power.....	115.00	115.00			
11 Rents.....	360.00	226.00			
12 Repairs and alterations.....	3,990.00	3,875.00	6,582.69		
13 Special and miscellaneous current expenses.....	2,115.00	1,840.00	3,407.36		
Equipment:					
3000 Passenger-carrying vehicles.....					
3010 Furniture, furnishings, and fixtures.....	64,583.00	55,000.00	56,600.22		
3020 Educational, scientific, and recreational equipment.....	1,000.00	200.00	170.73		
3050 Other equipment.....	1,635.00	655.00	8,341.65		
30 Total equipment.....	67,218.00	55,855.00	65,121.60		
Reserve.....		6,000.00			
Total.....	262,000.00	251,360.00	221,231.86		
<i>Rent, Department of Commerce—</i>					
For rent of buildings in the District of Columbia (act Feb. 27, 1925, vol. 43, p. 1034).....				\$66,500.00	
For rent of storage space outside the Commerce Building (same act).....				1,500.00	
				\$68,000.00	\$68,000.00
	Estimated expenditures, 1927 appropriation	Estimated expenditures, 1926 appropriation	Expended and obligated, 1925		
11 Rent, Department of Commerce.....	\$68,000.00	\$68,000.00	\$67,999.96		
<i>Printing and Binding, Department of Commerce—</i>					
For all printing and binding for the Department of Commerce, including all of its bureaus, offices, institutions, and services in the District of Columbia and elsewhere, except the Patent Office, [\$500,000] \$655,920: Provided, That an amount not to exceed \$2,000 of this appropriation may be expended for salaries of persons detailed from the Government Printing Office for service as copy editors (act Feb. 27, 1925, vol. 43, p. 1034).....				655,920.00	
For the Patent Office: For printing the weekly issue of patents, designs, trade-marks, prints, and labels, exclusive of illustrations; and for printing, engraving illustrations, and binding the Official Gazette, including weekly and annual indices, [\$810,000] \$977,311; for miscellaneous printing and binding, [\$70,000] \$55,000; in all, [\$880,000] \$1,032,311 (act Mar. 3, 1925, vol. 43, p. 1143).....				1,032,311.00	
				1,688,231.00	1,444,870.00
	Estimated expenditures, 1927 appropriation	Estimated expenditures, 1926 appropriation	Expended and obligated, 1925		
Office of the Secretary (Secretary, Assistant Secretary, solicitor, chief clerk, and division of publications).....	\$16,500.00	\$16,500.00	\$13,991.66		
Appointment division.....	1,000.00	900.00	921.05		
Disbursing office.....	1,000.00	600.00	392.32		
Division of supplies.....	1,500.00	1,500.00	1,388.24		
Bureau of the Census.....	112,000.00	112,000.00	138,063.30		
Coast and Geodetic Survey.....	44,500.00	40,000.00	46,143.89		
Bureau of Fisheries.....	18,270.00	17,000.00	18,603.35		
Bureau of Foreign and Domestic Commerce.....	241,150.00	181,000.00	213,591.52		
Bureau of Lighthouses.....	18,000.00	17,500.00	18,214.23		
Lighthouse Service.....	7,500.00	7,000.00	6,096.50		
Bureau of Navigation.....	32,000.00	27,000.00	29,046.31		
Shipping and radio services.....	9,000.00	8,500.00	7,233.57		
Bureau of Standards.....	56,000.00	40,000.00	54,499.48		

¹ Includes an estimate of \$66,000 for the Bureau of Mines, transferred from the Interior Department to the Department of Commerce on July 1, 1925.

Estimates of appropriations required for the service of the fiscal year ending June 30, 1927—Continued

General object (title of appropriation), date of acts, references to Statutes at Large, or to Revised Statutes, and estimated amount required for each detailed object				Total amount to be appropriated under each head of appropriation	Amount appropriated for the fiscal year ending June 30, 1926
Printing and Binding, Department of Commerce—Continued.					
	Estimated expenditures, 1927 appropriation	Estimated expenditures, 1926 appropriation	Expended and obligated, 1925		
Office of the Supervising Inspector General, Steamboat-Inspection Service.....	\$1,500.00	\$1,500.00	\$1,140.06		
Steamboat-Inspection Service.....	15,000.00	14,500.00	12,254.50		
Customs Service.....	9,000.00	8,500.00	8,965.83		
Reserve.....	6,000.00	6,000.00	4,444.19		
Total, exclusive of Bureau of Mines and Patent Office.....	589,920.00	500,000.00	575,000.00		
Bureau of Mines.....	166,000.00	164,870.00	48,500.00		
Patent Office:					
Specifications, Official Gazette, etc.....	977,311.00	810,000.00	905,000.00		
Miscellaneous.....	55,000.00	70,000.00	70,000.00		
Total, Patent Office.....	1,032,311.00	880,000.00	975,000.00		
08 Total.....	1,688,231.00	1,444,870.00	1,598,500.00		
<p>¹ Includes the requirements of the Division of Mineral Resources, transferred to the Bureau of Mines from the Geological Survey July 1, 1925.</p> <p>² Includes \$17,300 transferred from the appropriation for printing and binding for the Geological Survey.</p> <p>NOTE.—An item for printing and binding not included in the above estimates is included in the schedule of expenditures under "Maintenance and operation Government fuel yards," and amounts to \$307.38.</p>					
Total, office of the Secretary of Commerce.....				\$2,275,731.00	\$1,994,610.00
BUREAU OF FOREIGN AND DOMESTIC COMMERCE					
Salaries, Bureau of Foreign and Domestic Commerce—					
Salaries: For the director and other personal services in the District of Columbia in accordance with the classification act of 1923 (<i>R. S.</i> , 56, sec. 324; acts Feb. 14, 1903, vol. 32, p. 326, secs. 4, 5; Feb. 27, 1925, vol. 43, p. 1034).....				260,977.00	266,477.00
	Estimated expenditures, 1927 appropriation	Estimated expenditures, 1926 appropriation	Expended and obligated, 1925		
Departmental service:					
Salaries—					
Professional and scientific service—					
Grade 6, \$6,000 to \$7,500; average, \$6,750—	Average—	Average—	Average—		
Chief economic analyst (chief of bureau).....	No. 1 Salary \$6,500	No. 1 Salary \$6,500	No. 1 Salary \$7,400		
Grade 5, \$5,200 to \$6,000; average \$5,600—					
Senior economic analyst (assistant director).....	1 5,600	2 5,379	1 3,000		
Grade 3, \$3,000 to \$3,800; average \$3,300—					
Assistant economic analyst.....			1 2,365		
Grade 1, \$1,860 to \$2,400; average \$2,100—					
Junior economic analyst.....			1 1,575		
Subprofessional service—					
Grade 6, \$1,860 to \$2,400; average, \$2,100—	1 2,100	1 2,100	1 1,680		
Senior engineering draftsman.....			1 1,450		
Grade 5, \$1,680 to \$2,040; average, \$1,860—	1 2,040	1 2,040			
Laboratory mechanic.....					
Grade 4, \$1,500 to \$1,860; average, \$1,680—					
Assistant engineering draftsman.....					
Grade 3, \$1,320 to \$1,680; average, \$1,500—					
Junior engineering draftsman.....					
Clerical, administrative, and fiscal service—					
Grade 12, \$5,200 to \$6,000; average, \$5,600—					
Senior administrative officers (assistant directors).....	2 5,600	2 5,600	2 5,400		
Senior administrative officer (chief of division).....	1 5,200	1 5,200	1 5,400		
Grade 11, \$3,800 to \$5,000; average, \$4,400—					
Assistant chief business specialist (chief of division).....	1 4,600	1 4,600	1 3,200		
Grade 10, \$3,300 to \$3,900; average, \$3,600—					
Junior administrative officer (chief of division).....	2 3,600	2 3,600	1 3,500		
Junior administrative officer (administrative assistants).....	1 3,600	1 3,600			
Grade 9, \$3,000 to \$3,600; average, \$3,300—					
Business specialists.....	2 3,050	2 3,050	3 3,000		
Senior administrative assistants.....	2 3,200	2 3,200	1 2,250		
Investigator.....	1 3,000	1 3,000	1 3,000		
Grade 8, \$2,700 to \$3,300; average, \$3,000—					
Administrative assistant.....	1 3,000	1 3,000	1 2,736		
Associate editor.....					
Grade 7, \$2,400 to \$3,000; average, \$2,700—					
Junior administrative assistants.....	2 2,800	2 2,800	2 2,718		
Assistant business specialist.....			2 2,571		
Assistant editor.....	1 2,900	1 2,900	1 2,800		
Grade 6, \$2,100 to \$2,700; average, \$2,400—					
Principal clerks.....	7 2,357	7 2,357	5 2,395		
Principal translator.....			1 2,100		

Estimates of appropriations required for the service of the fiscal year ending June 30, 1927—Continued

General object (title of appropriation), date of acts, references to Statutes at Large, or to Revised Statutes, and estimated amount required for each detailed object				Total amount to be appropriated under each head of appropriation	Amount appropriated for the fiscal year ending June 30, 1926
Salaries, Bureau of Foreign and Domestic Commerce—Continued.					
Departmental service—Continued.					
Salaries—Continued.					
Clerical, administrative, and fiscal service—Con.					
Grade 5, \$1,860 to \$2,400; average, \$2,100—	Average— No. Salary	Average— No. Salary	Average— No. Salary		
Senior clerks.....	5 \$2,164	5 \$2,164	6½ \$2,039		
Business assistant.....			1 2,100		
Office draftsman.....	2 1,860	2 1,860			
Grade 4, \$1,680 to \$2,040; average, \$1,860—					
Clerks.....	9 1,820	9 1,820	8½ 1,806		
Clerk-stenographers.....	3 2,040	3 2,040	2½ 2,002		
Translator.....			½ 1,515		
Head operator, office devices.....	1 1,680	1 1,680			
Office draftsman.....	1 1,680	1 1,680			
Grade 3, \$1,500 to \$1,860; average, \$1,680—					
Assistant clerks.....	16 1,642	16 1,642	21½ 1,587		
Assistant clerk-stenographers.....	7 1,740	7 1,740	6½ 1,786		
Head typist.....			½ 1,559		
Senior operator, office devices.....	1 1,465	1½ 1,465			
Grade 2, \$1,320 to \$1,680; average, \$1,500—					
Junior clerks.....	19 1,493	19 1,493	22½ 1,482		
Senior typists.....	6 1,360	6 1,360	5½ 1,351		
Junior stenographers.....	4 1,439	4 1,439	6½ 1,402		
Junior clerk-typist.....	1 1,680	1 1,680	1½ 1,309		
Junior clerk-stenographer.....			½ 1,488		
Junior operators, office devices.....	6 1,391	5½ 1,391	1½ 1,351		
Grade 1, \$1,140 to \$1,500; average, \$1,320—					
Underclerks.....	6 1,221	6 1,221	4½ 1,225		
Junior typists.....	2 1,440	2 1,440	1½ 1,171		
Underclerk-typists.....	4 1,305	4 1,305	5½ 1,283		
Underoperators, office devices.....	12 1,235	12 1,235	4½ 1,218		
Custodial service—					
Grade 3, \$1,020 to \$1,260; average, \$1,140—					
Messengers.....	8 1,088	8 1,088	6½ 1,054		
Minor mechanic.....			½ 790		
Grade 2, \$900 to \$1,140; average, \$1,020—					
Assistant messenger.....	1 900	1 900	1½ 900		
Junior laborer.....	1 960	1 960	½ 836		
Grade 1, \$600 to \$780; average, \$690—					
Junior messengers.....	4 639	4½ 639	1½ 616		
Total number of employees.....	145	146	143		
Total salaries, departmental service.....	260,977.00	266,477.00	264,973.14		
The difference between 1927 and 1926 is due to decrease in force, \$5,500.					

Commercial Attachés, Department of Commerce—

Commercial attachés: For commercial attachés, to be appointed by the Secretary of Commerce, after examination to be held under his direction to determine their competency and to be accredited through the State Department, whose duties shall be to investigate and report upon such conditions in the manufacturing industries and trade of foreign countries as may be of interest to the United States; and for the compensation of a clerk or clerks for each commercial attaché at the rate of not to exceed \$3,000 per annum for each person so employed, and for janitor and messenger service, traveling and subsistence expenses of officers and employees, rent outside of the District of Columbia, purchase of furniture and equipment, stationery and supplies, typewriting, adding, and computing machines, accessories and repairs, books of reference, and periodicals, maps, reports, documents, plans, specifications, manuscripts, newspapers (both foreign and domestic) not exceeding \$400 \$700, and all other publications, travel to and from the United States, and all other incidental expenses not included in the foregoing; such commercial attachés shall serve directly under the Secretary of Commerce and shall report directly to him, **[\$315,861] \$335,000: Provided, That not to exceed two commercial attachés employed under this appropriation may be recalled from their foreign posts and assigned for duty in the Department of Commerce without loss of salary: Provided further, That payment in advance of subscriptions for newspapers, rent, telephone, and other similar services under this appropriation is hereby authorized (acts July 16, 1914, vol. 38, p. 500, sec. 1; Feb. 27, 1925, vol. 43, p. 1034)**

\$335,000.00

\$315,861.00

Estimates of appropriations required for the service of the fiscal year ending June 30, 1927—Continued

General object (title of appropriation), date of acts, references to Statutes at Large, or to Revised Statutes, and estimated amount required for each detailed object				Total amount to be appropriated under each head of appropriation	Amount appropriated for the fiscal year ending June 30, 1926
<i>Commercial Attachés, Department of Commerce—Continued.</i>					
	Estimated expenditures, 1927 appropriation	Estimated expenditures, 1926 appropriation	Expended and obligated, 1925		
Field service:					
Salaries and wages—					
Salary range, \$7,500 and over—					
Commercial attachés	Average— No. 7 Salary \$9,000	Average— No. 7 Salary \$9,000	Average— No. 5½ Salary \$8,700		
Salary range, \$5,000 to \$7,500; average, \$6,750—					
Commercial attachés	6 7,167	6 7,167	5½ 6,951		
Salary range, \$3,200 to \$6,000; average, \$5,600—					
Commercial attachés	7 5,450	5 5,563	2½ 5,412		
Salary range, \$2,400 to \$3,000; average, \$2,700—					
Clerks	6 2,500	6 2,500	4½ 2,535		
Salary range, \$1,600 to \$2,400; average, \$2,100—					
Clerks	2 2,000	2 2,000	1½ 2,289		
Total number of employees	28	26	20½		
Total salaries, field service	163,152.00	152,817.00	116,120.50		
The difference between 1927 and 1926 is due to increase in force, \$10,335.					
Local employees	75,000.00	70,000.00	62,593.51		
01 Total salaries and wages	238,152.00	222,817.00	178,714.01		
Supplies and materials:					
0201.1 Printed forms and letterheads	300.00	300.00	115.74		
0201.2 Other stationery	1,000.00	1,000.00	598.28		
0202 Sundry office supplies	3,000.00	300.00	2,909.65		
0204 Photographic supplies	300.00	300.00	198.64		
0208 Maps, charts, etc.	150.00	150.00	48.38		
0222.1 Newspapers	700.00	400.00	350.09		
0222.2 Periodicals, trade journals, etc.	2,000.00	2,000.00	1,243.59		
0222.3 Reference books	1,500.00	1,500.00	973.32		
0230 Fuel	400.00	400.00	217.82		
0280 Sundry Supplies	100.00	100.00	63.49		
02 Total supplies and materials	9,450.00	9,150.00	6,650.00		
Communication service:					
0501 To Washington	12,000.00	12,000.00	9,557.74		
0502 From Washington	3,000.00	3,000.00	2,235.13		
0504 Local telegrams	1,000.00	1,000.00	617.41		
0510 Telephone service	2,000.00	2,000.00	1,214.59		
0520 Postage	2,500.00	2,500.00	1,880.55		
05 Total Communication service	20,500.00	20,500.00	15,505.42		
Travel expenses:					
0601 Railway fares	9,000.00	9,000.00	8,087.76		
0602 Fares by water	6,500.00	6,500.00	5,570.88		
0630 Subsistence and other expenses	9,000.00	9,000.00	7,312.85		
06 Total travel expenses	24,500.00	24,500.00	20,971.49		
07 Freight, express, and drayage	2,000.00	2,000.00	1,861.96		
08 Printing and binding	100.00	100.00	70.83		
Furnishing of heat, light, power, water, etc.:					
1010 Light	700.00	700.00	528.37		
1040 Water rent	50.00	50.00	25.92		
10 Total heat, light, power, water, etc.	750.00	750.00	552.29		
Rent:					
1101 Office buildings	27,500.00	26,000.00	24,985.17		
1115 Furniture and equipment	500.00	500.00	267.29		
11 Total rents	28,000.00	26,500.00	25,252.46		
Repairs and alterations:					
1200 Office buildings	600.00	600.00	355.10		
1280 Furniture and equipment	750.00	750.00	426.41		
12 Total repairs and alterations	1,350.00	1,350.00	781.51		
13 All other expenses	3,000.00	2,000.00	721.81		
30 Furniture, furnishings, and equipment	7,198.00	5,194.00	12,352.34		
Reserve		1,000.00			
Total	335,000.00	315,861.00	264,334.12		

Estimates of appropriations required for the service of the fiscal year ending June 30, 1927—Continued

General object (title of appropriation), date of acts, references to Statutes at Large, or to Revised Statutes, and estimated amount required for each detailed object	Total amount to be appropriated under each head of appropriation	Amount appropriated for the fiscal year ending June 30, 1926
Promoting Commerce, Department of Commerce— Promoting commerce, Europe and other areas: For all necessary expenses, including investigations in Europe and other areas, purchase of furniture and equipment, stationery and supplies, typewriting, adding, and computing machines, accessories and repairs, purchase of books of reference and periodicals, maps, reports, documents, plans, specifications, manuscripts, newspapers (both foreign and domestic), not exceeding [\$400] \$700, and all other publications for the promotion of the commercial interests of the United States, rent outside the District of Columbia, traveling and subsistence expenses of officers and employees, and all other incidental expenses not included in the foregoing, to further promote and develop the foreign and domestic commerce of the United States, [\$447,600] \$472,350, to be expended under the direction of the Secretary of Commerce: <i>Provided</i> , That not more than [\$53,000] \$63,725 of the foregoing sum may be used for personal services in Washington, District of Columbia: <i>Provided further</i> , That not more than four trade commissioners employed under this appropriation may be recalled from their foreign posts and assigned to duty in the Department of Commerce: <i>Provided further</i> , That payment in advance of subscriptions for newspapers, rent, telephone, and other similar services under this appropriation is hereby authorized (acts Aug. 23, 1912, vol. 37, p. 408, sec. 1; Feb. 27, 1925, vol. 43, p. 1034)	\$472, 350. 00	\$447, 600. 00

	Estimated expenditures, 1927 appropriation	Estimated expenditures, 1926 appropriation	Expended and obligated, 1925
Departmental service:			
Salaries—			
Clerical, administrative, and fiscal service—			
Grade 12, \$5,200 to \$6,000; average, \$5,600—			
Senior administrative officer.....	Average— No. Salary	Average— No. Salary	Average— No. Salary
Grade 11, \$3,800 to \$5,000; average, \$4,400—			
Assistant chief business specialist.....	1 \$3, 800		1 3, 800
Grade 10, \$3,300 to \$3,900; average, \$3,600—			
Junior administrative officer.....	1 3, 300	1 \$3, 300	
Grade 9, \$3,000 to \$3,600; average, \$3,300—			
Business specialist.....	1 3, 000	1 3, 000	
Grade 8, \$2,700 to \$3,300; average, \$3,000—			
Associate editor.....	1 3, 000	1 3, 000	1 3, 000
Grade 7, \$2,400 to \$3,000; average, \$2,700—			
Assistant business specialists.....	7 2, 417	6 2, 417	1 2, 209
Grade 6, \$2,100 to \$2,700; average, \$2,400—			
Principal translator.....	1 2, 100	1 2, 100	1 2, 100
Grade 5, \$1,860 to \$2,400; average, \$2,100—			
Business assistants.....	2 1, 890	2 1, 890	1 1, 914
Grade 4, \$1,680 to \$2,040; average, \$1,860—			
Clerks.....	2 1, 745	1 1, 745	
Grade 3, \$1,500 to \$1,860; average, \$1,680—			
Assistant clerks.....	3 1, 620	3 1, 620	2 1, 500
Assistant clerk-stenographers.....	4 1, 760	3 1, 760	2 1, 680
Grade 2, \$1,320 to \$1,680; average, \$1,500—			
Junior clerk.....	1 1, 500	1 1, 500	1 1, 440
Junior clerk-stenographers.....	6 1, 596	5 1, 596	2 1, 680
Grade 1, \$1,140 to \$1,500; average, \$1,320—			
Underclerk.....	1 1, 260	1 1, 260	
Total number of employees.....	31	26	8
Total salaries, departmental service.....	63, 725. 00	53, 000. 00	20, 256. 33
The difference between 1927 and 1926 is due to increase in force, \$10,723.			
Field service:			
Salaries and wages—			
Salary range, \$6,000 to \$7,500; average, \$6,750—			
Trade commissioners.....	2 6, 500	2 6, 500	1 6, 240
Salary range, \$5,200 to \$6,000; average, \$5,600—			
Trade commissioners.....	10 5, 750	10 5, 750	10 5, 593
Salary range, \$4,800 to \$5,000; average, \$4,400—			
Trade commissioners.....	15 4, 846	14 4, 846	13 4, 550
Salary range, \$3,300 to \$3,900; average, \$3,600—			
Trade commissioners.....	3 3, 500	2 3, 500	1 4, 000
Assistant trade commissioners.....	14 3, 607	14 3, 607	11 3, 422
Salary range, \$2,400 to \$3,000; average, \$2,700—			
Assistant trade commissioners.....	7 3, 000	7 3, 000	3 2, 950
Salary range, \$2,100 to \$2,700; average, \$2,400—			
Clerks.....	9 2, 667	9 2, 667	10 2, 606
Salary range, \$1,860 to \$2,400; average, \$2,100—			
Clerks.....	3 2, 000	1 2, 000	
Total number of employees.....	63	59	51
Total salaries, field service.....	255, 691. 00	242, 846. 00	207, 703. 55
Local employees.....	70, 000. 00	70, 000. 00	59, 552. 91
Total salaries and wages.....	325, 691. 00	312, 846. 00	267, 256. 46
The difference between 1927 and 1926 is due to increase in force, \$12,845.			
01 Total personal services.....	399, 416. 00	365, 846. 00	267, 512. 79

Estimates of appropriations required for the service of the fiscal year ending June 30, 1927—Continued

General object (title of appropriation), date of acts, references to Statutes at Large, or to Revised Statutes, and estimated amount required for each detailed object				Total amount to be appropriated under each head of appropriation	Amount appropriated for the fiscal year ending June 30, 1926
<i>Promoting Commerce, Department of Commerce—Continued.</i>					
	Estimated expenditures, 1927 appropriation	Estimated expenditures, 1926 appropriation	Expended and obligated, 1925		
Supplies and materials:					
0201.1	Printed forms and letterheads.....	\$25.00	\$25.00	\$40.06	
0201.2	Other stationery.....	2,500.00	2,500.00	5,357.89	
0202	Sundry office supplies.....	3,000.00	3,000.00	4,117.55	
0204	Photographic supplies.....	100.00	100.00	70.68	
0206	Maps and charts.....	25.00	25.00	22.55	
0222.1	Newspapers.....	700.00	400.00	375.34	
0222.2	Periodicals, trade journals, etc.....	1,500.00	1,500.00	2,675.87	
0222.3	Reference books.....	1,500.00	1,500.00	2,594.44	
0230	Fuel.....	500.00	500.00	548.78	
0280	Sundry supplies.....	150.00	150.00	130.57	
02	Total supplies and materials.....	10,000.00	9,700.00	15,933.75	
Communication service:					
0501	To Washington.....	18,000.00	18,000.00	20,686.28	
0502	From Washington.....	3,000.00	3,000.00	5,953.26	
0504	Local telegrams.....	500.00	500.00	555.71	
0510	Telephone service.....	2,000.00	2,000.00	1,912.47	
0520	Postage.....	2,000.00	2,000.00	3,710.67	
05	Total communication service.....	25,500.00	25,500.00	32,818.39	
Travel expenses:					
0601	Railway fares.....	10,000.00	10,000.00	15,492.01	
0602	Fares by water.....	8,000.00	8,000.00	11,498.66	
0630	Subsistence and other expenses.....	10,000.00	10,000.00	15,568.56	
06	Total travel expenses.....	28,000.00	28,000.00	42,559.23	
07	Freight, express, and drayage.....	1,000.00	1,000.00	2,358.97	
08	Printing and binding.....	25.00	25.00	36.74	
Furnishing of heat, light, power, water, etc.:					
1010	Light.....	500.00	500.00	664.39	
1040	Water rent.....	250.00	250.00	256.97	
10	Total heat, light, power, water, etc.....	750.00	750.00	921.36	
Rents:					
1101	Office buildings.....	11,500.00	11,000.00	9,977.06	
1115	Furniture and equipment.....	200.00	200.00	109.75	
11	Total rents.....	11,700.00	11,200.00	10,086.81	
Repairs and alterations:					
1200	Office buildings.....	50.00	162.00	129.94	
1280	Furniture and equipment.....	150.00	150.00	287.96	
12	Total repairs and alterations.....	200.00	312.00	417.90	
13	All other expenses.....	50.00	500.00	1,334.56	
30	Furniture, furnishings, and equipment.....	4,709.00	3,767.00	14,989.68	
	Reserve.....	1,000.00	1,000.00		
	Total.....	472,350.00	447,600.00	499,970.18	
<i>District and Cooperative Office Service, Department of Commerce—</i>					
District and cooperative office service: For all expenses necessary to operate and maintain district and cooperative offices, including personal services in the District of Columbia and elsewhere, rent outside of the District of Columbia, traveling and subsistence expenses of officers and employees, purchase of furniture and equipment, stationery and supplies, typewriting, adding and computing machines, accessories and repairs, purchase of maps, books of reference and periodicals, reports, documents, plans, specifications, manuscripts, [newspapers (both foreign and domestic)] not exceeding \$400 for newspapers, both foreign and domestic, for which payment may be made in advance, and all other publications necessary for the promotion of the commercial interests of the United States, and all other incidental expenses not included in the foregoing, [\$230,818] \$280,000, of which amount not to exceed \$16,000 may be expended for personal services in the District of Columbia (acts Aug. 23, 1912, vol. 37, p. 408, sec. 1; Feb. 27, 1925, vol. 43, p. 1035)				\$280,000.00	\$230,818.00

Estimates of appropriations required for the service of the fiscal year ending June 30, 1927—Continued

General object (title of appropriation), date of acts, references to Statutes at Large, or to Revised Statutes, and estimated amount required for each detailed object	Estimated expenditures, 1927 appropriation		Estimated expenditures, 1926 appropriation		Expended and obligated, 1925		Total amount to be appropriated under each head of appropriation	Amount appropriated for the fiscal year ending June 30, 1926
District and Cooperative Office Service, Department of Commerce—Continued.								
Departmental service:								
Salaries—								
Clerical, administrative, and fiscal service—								
Grade 11, \$3,800 to \$5,000; average, \$4,400—								
Administrative officer (chief of division)	No.	Average—Salary	No.	Average—Salary	No.	Average—Salary		
Grade 10, \$3,300 to \$3,900; average, \$3,600—	1	\$3,800	1	\$3,800				
Junior administrative officer (chief of division)					1	\$3,438		
Grade 7, \$2,400 to \$3,000; average, \$2,700—	1	2,400	1	2,400				
Assistant business specialist								
Grade 5, \$1,860 to \$2,400; average, \$2,100—					1	2,238		
Senior clerk								
Grade 3, \$1,500 to \$1,860; average, \$1,680—	1	1,740	1	1,740	1	1,575		
Assistant clerk								
Grade 2, \$1,320 to \$1,680; average, \$1,500—	2	1,440	1	1,440	1	1,440		
Junior stenographers								
Grade 1, \$1,140 to \$1,500; average, \$1,320—	1	1,260	1	1,260	1	1,191		
Junior typist					1	1,350		
Underclerk-typists	2	1,320	2	1,320				
Custodial service—								
Grade 1, \$600 to \$780; average, \$690—	1	720	1	720	1	770		
Junior messenger								
Total number of employees	9		7		3			
Total salaries, departmental service		15,440.00		13,800.00		7,201.01		
The difference between 1927 and 1926 is due to increase in force, \$1,640.								
Field service:								
Salaries—								
Salary range, \$5,200 to \$6,000; average, \$5,600—								
District managers	3	5,467	3	5,467	3	5,200		
Salary range, \$3,800 to \$5,000; average, \$4,400—								
District managers	11	4,000	7	4,000	7	3,814		
Salary range, \$3,300 to \$3,900; average, \$3,600—								
District manager	1	3,500	1	3,500	1	3,811		
Assistant district manager	1	3,300	1	3,300	1	3,300		
Salary range, \$3,000 to \$3,600; average, \$3,300—								
Assistant district managers	2	3,050	2	3,050	2	3,000		
Salary range, \$2,700 to \$3,300; average, \$3,000—								
Commercial agents	4	2,400	1	2,700	1	2,700		
Salary range, \$2,100 to \$2,700; average, \$2,400—								
Commercial agents	14	2,221	14	2,221	14	2,122		
Salary range, \$1,860 to \$2,400; average, \$2,100—								
Commercial agents	2	1,910	2	1,910	2	1,897		
Salary range, \$1,680 to \$2,040; average, \$1,860—								
Commercial agents	4	1,880	3	1,880	3	1,704		
Clerks	5	1,836	5	1,836	5	1,803		
Salary range, \$1,500 to \$1,860; average, \$1,680—								
Assistant clerks	6	1,740	6	1,740	5	1,702		
Salary range, \$1,320 to \$1,680; average, \$1,500—								
Junior clerks	36	1,456	28	1,456	25	1,444		
Junior stenographers	5	1,392	5	1,392	3	1,348		
Salary range, \$1,140 to \$1,500; average, \$1,320—								
Underclerks	8	1,223	8	1,223	9	1,215		
Salary range, \$1,020 to \$1,260; average, \$1,140—								
Messenger	1	1,080	1	1,080	1	1,020		
Salary range, \$660 to \$780; average, \$690—								
Junior messengers	5	600	3	600	1	593		
Total number of employees	108		90		83			
Total salaries, field service		218,195.00		180,949.00		164,941.53		
The difference between 1927 and 1926 is due to increase in force, \$37,246.								
01 Total personal services		233,635.00		194,749.00		172,142.54		
Supplies and materials:								
0201.1 Printed forms and letterheads		1,000.00		600.00		521.29		
0201.2 Other stationery		400.00		250.00		177.90		
0202 Sundry office supplies		600.00		400.00		243.08		
0204 Photographic supplies		150.00		50.00		21.60		
0208 Maps and charts		400.00		250.00		186.50		
0222.1 Newspapers		400.00		400.00		350.76		
0222.2 Periodicals, trade journals, etc.		2,000.00		1,200.00		1,061.25		
0222.3 Reference books		1,300.00		900.00		839.09		
0230 Fuel								
0280 Sundry supplies		100.00		50.00		35.00		
02 Total supplies and materials		6,350.00		4,100.00		3,406.47		
Communication service:								
0501 To Washington		700.00		400.00		313.14		
0502 From Washington		1,000.00		800.00		689.88		
0504 Local telegram		750.00		400.00		223.22		
0510 Telephone service		6,000.00		5,000.00		4,487.42		
0520 Postage		250.00		150.00		78.04		
05 Total communication service		8,700.00		6,950.00		5,791.70		
Travel expenses:								
0601 Railway fares		7,182.00		6,500.00		5,751.00		
0602 Fares by water						2.88		
0630 Subsistence and other expenses		3,600.00		2,400.00		1,700.30		
06 Total travel expenses		10,782.00		8,900.00		7,454.18		
0700 Freight, express, and drayage		1,000.00		1,000.00		1,608.56		
0800 Printing and binding		100.00		100.00		.90		
10 Furnishing of heat, light, power, water, etc.		500.00		300.00		201.59		
11 Rents		13,000.00		10,000.00		9,481.30		

Estimates of appropriations required for the service of the fiscal year ending June 30, 1927—Continued

General object (title of appropriation), date of acts, references to Statutes at Large, or to Revised Statutes, and estimated amount required for each detailed object				Total amount to be appropriated under each head of appropriation	Amount appropriated for the fiscal year ending June 30, 1926
<i>District and Cooperative Office Service, Department of Commerce—Continued.</i>					
	Estimated expenditures, 1927 appropriation	Estimated expenditures, 1926 appropriation	Expended and obligated, 1925		
Repairs and alterations:					
1200 Office buildings.....	\$25. 00	\$25. 00	\$31. 24		
1280 Furniture and equipment.....	200. 00	200. 00	167. 24		
12 Total repairs and alterations.....	225. 00	225. 00	198. 48		
13 All other expenses.....			325. 23		
30 Furniture, furnishings, and equipment.....	4, 208. 00	3, 014. 00	10, 259. 60		
Reserve.....	1, 500. 00	1, 500. 00			
Total.....	280, 000. 00	230, 818. 00	210, 871. 55		

Promoting Commerce, South and Central America—

Promoting commerce, South and Central America: To further promote and develop the commerce of the United States with South and Central America, including personal services in the District of Columbia and elsewhere, purchase of furniture and equipment, stationery and supplies, typewriting, adding and computing machines, accessories, and repairs, books of reference and periodicals, reports, plans, specifications, manuscripts, documents, maps, newspapers (both foreign and domestic) not exceeding \$400, \$700, and all other publications, rent outside of the District of Columbia, traveling and subsistence expenses of officers and employees, and all other incidental expenses not included in the foregoing, to be expended under the direction of the Secretary of Commerce, \$273,040. \$288,090, of which amount not to exceed \$99,080 \$104,615 may be expended for personal services in the District of Columbia: *Provided*, That not more than two trade commissioners employed under this appropriation may be recalled from their foreign posts and assigned to duty in the Department of Commerce: *Provided further*, That payment in advance of subscriptions for newspapers, rent, telephone, and other similar services under this appropriation is hereby authorized (acts July 16, 1914, vol. 33, p. 500, sec. 1; Feb. 27, 1925, vol. 43, p. 1035)

\$288, 090. 00

\$273, 040. 00

	Estimated expenditures, 1927 appropriation	Estimated expenditures, 1926 appropriation	Expended and obligated, 1925
Departmental service:			
Salaries—			
Professional and scientific service—			
Grade 6, \$6,000 to \$7,500; average, \$6,750—			
Chief economic analyst.....	Average— No. 1 Salary \$6,000	Average— No. 1 Salary \$6,000	Average— No. 1 Salary \$6,000
Grade 5, \$5,200 to \$6,000; average, \$5,600—			
Senior economic analysts (chiefs of division).....	2 5,600	1 5,600	1 6,000
Grade 4, \$3,800 to \$5,000; average \$4,400—			
Economic analyst.....	1 5,000	1 5,000	1 4,690
Subprofessional service—			
Grade 4, \$1,500 to \$1,860; average \$1,680—			
Junior library assistant.....			1 1,860
Grade 5, \$1,680 to \$2,040; average \$1,860—			
Laboratory mechanic.....			1 2,040
Clerical, administrative, and fiscal service—			
Grade 12, \$5,200 to \$6,000; average \$5,600—			
Chief business specialist (chief of division).....	1 5,600	1 5,600	1 5,467
Grade 10, \$3,300 to \$3,900; average \$3,600—	2 3,600	2 3,600	2 3,450
Junior administrative officers.....			1 3,805
Senior editor.....			1 3,150
Grade 9, \$3,000 to \$3,600; average \$3,300—			
Senior administrative assistant.....	2 3,100	2 3,100	
Business specialists.....	6 2,532	5 2,532	2 2,602
Grade 7, \$2,400 to \$3,000; average \$2,700—			1 2,550
Assistant business specialists.....			
Assistant editor.....	2 2,100	2 2,100	3 2,183
Grade 6, \$2,100 to \$2,700; average \$2,400—			
Principal clerks.....	1 1,860	1 1,860	2 2,011
Grade 5, \$1,860 to \$2,400; average \$2,100—	3 1,940	3 1,940	3 1,956
Senior clerk.....			
Business assistants.....	5 1,680	4 1,680	10 1,816
Grade 4, \$1,680 to \$2,040; average \$1,860—			
Clerks.....	5 1,536	5 1,536	7 1,620
Grade 3, \$1,500 to \$1,860; average \$1,680—			1 1,504
Assistant clerks.....	3 1,720	3 1,720	5 1,673
Senior stenographer.....			
Assistant clerk-stenographers.....	5 1,445	4 1,445	3 1,500
Grade 2, \$1,320 to \$1,680; average, \$1,500—	1 1,320	1 1,320	2 1,347
Junior stenographers.....			1 1,320
Junior clerks.....	5 1,320	3 1,320	1 1,440
Junior clerk-typist.....			
Junior clerk-stenographers.....			

Estimates of appropriations required for the service of the fiscal year ending June 30, 1927—Continued

General object (title of appropriation), date of acts, references to Statutes at Large, or to Revised Statutes, and estimated amount required for each detailed object

Total amount to be appropriated under each head of appropriation

Amount appropriated for the fiscal year ending June 30, 1926

Promoting Commerce, South and Central America—Continued.

	Estimated expenditures, 1927 appropriation	Estimated expenditures, 1926 appropriation	Expended and obligated, 1925
Departmental service—Continued.			
Salaries—Continued.			
Clerical, administrative, and fiscal service—Con.			
Grade 1, \$1,140 to \$1,500; average, \$1,320—	<i>Average—</i>	<i>Average—</i>	<i>Average—</i>
	<i>No. Salary</i>	<i>No. Salary</i>	<i>No. Salary</i>
Underclerks.....	2 \$1,140	2 \$1,140	1½ \$1,175
Junior typist.....	1 1,140	1 1,140	½ 1,140
Underclerk-typists.....	2 1,170	2 1,170	1½ 1,168
Underoperator office devices.....			½ 1,298
Custodial service—			
Grade 1, \$600 to \$780; average, \$690—			
Junior messenger.....	1 658	1 658	1½ 658
Total number of employees.....	50½	45½	57½
Total salaries, departmental service.....	103,475.00	98,965.00	122,129.90
The difference between 1927 and 1926 is due to increase in force, \$4,850.			
Field service:			
Salaries and wages—			
Salary range, \$6,000 to \$7,500; average, \$6,750—			
Trade commissioner.....	1 6,500	1 6,500	1½ 6,772
Salary range, \$5,200 to \$6,000; average, \$5,600—			
Trade commissioner.....			½ 6,000
Salary range, \$3,800 to \$5,000; average, \$4,400—			
Trade commissioners.....	11 4,722	10 4,722	5½ 4,680
Salary range, \$3,300 to \$3,900; average, \$3,600—			
Trade commissioners.....	10 3,678	8 3,678	3½ 3,819
Assistant trade commissioners.....	8 3,000	6 3,000	3 2,635
Salary range, \$2,400 to \$3,000; average, \$2,700—			
Assistant trade commissioners.....	7 2,333	6 2,333	6½ 2,558
Clerk.....			
Total number of employees.....	37	31	22½
Total salaries, field service.....	123,553.00	115,149.00	81,968.95
Local employees.....	24,000.00	24,000.00	12,990.92
Total salaries and wages.....	147,553.00	139,149.00	94,959.87
The difference between 1927 and 1926 is due to increase in force, \$8,404.			
01 Total personal services.....	251,028.00	238,114.22	217,089.77
Supplies and materials:			
0201.2 Other stationery.....	400.00	400.00	323.40
0202 Sundry office supplies.....	1,000.00	1,000.00	937.37
0204 Photographic supplies.....	35.00	35.00	35.00
0208 Maps, charts, etc.....	15.00	15.00	17.60
0222.1 Newspapers.....	700.00	400.00	372.03
0222.2 Periodicals, trade journals, etc.....	500.00	500.00	277.71
0222.3 Reference books.....	900.00	900.00	737.55
0280 Sundry supplies.....	100.00	100.00	57.34
02 Total supplies and materials.....	3,650.00	3,350.00	2,758.00
Communication service:			
0501 To Washington.....	4,900.00	4,800.00	4,248.25
0502 From Washington.....	2,100.00	2,000.00	1,643.55
0504 Local telegram.....	75.00	50.00	17.41
0510 Telephone service.....	600.00	500.00	388.55
0520 Postage.....	350.00	300.00	206.77
05 Total communication service.....	8,025.00	7,650.00	6,504.53
Travel expenses:			
0601 Railway fares.....	6,800.00	6,500.00	5,917.44
0602 Fares by water.....	4,280.00	4,000.00	3,859.72
0630 Subsistence and other expenses.....	6,300.00	6,000.00	5,799.85
06 Total travel expenses.....	17,380.00	16,500.00	15,577.01
07 Freight, express, and drayage.....	800.00	800.00	917.83
08 Printing and binding.....	20.00	20.00	13.64
10 Furnishing of heat, light, power, water, etc.....	25.00	25.00	1.10
Rents:			
1101 Office buildings.....	3,500.00	3,000.00	2,366.84
1115 Furniture and equipment.....	100.00	100.00	26.69
11 Total rents.....	3,600.00	3,100.00	2,393.53
12 Repairs and alterations: Furniture and equipment.....	100.00	100.00	104.15
13 All other expenses.....	2,042.00	1,911.00	477.04
30 Furniture, furnishings, and equipment.....	1,500.00	468.78	381.44
Reserve.....	1,000.00	1,000.00	1,000.00
Total.....	288,090.00	273,040.00	246,218.04

Estimates of appropriations required for the service of the fiscal year ending June 30, 1927—Continued

General object (title of appropriation), date of acts, references to Statutes at Large, or to Revised Statutes, and estimated amount required for each detailed object	Total amount to be appropriated under each head of appropriation	Amount appropriated for the fiscal year ending June 30, 1926
Promoting Commerce in the Far East— Promoting commerce in the Far East: To further promote and develop the commerce of the United States with the Far East, including personal services in the District of Columbia and elsewhere, purchase of furniture and equipment, stationery and supplies, typewriting, adding and computing machines, accessories and repairs, books of reference and periodicals, reports, documents, plans, specifications, manuscripts, maps, newspapers (both foreign and domestic), not exceeding \$400, and all other publications, rent outside of the District of Columbia, traveling and subsistence expenses of officers and employees, and all other incidental expenses not included in the foregoing, to be expended under the direction of the Secretary of Commerce, [\$268,734] \$275,000, of which amount not to exceed [\$95,771] \$98,000 may be expended for personal services in the District of Columbia: <i>Provided</i> , That not more than two trade commissioners employed under this appropriation may be recalled from their foreign posts and assigned to duty in the Department of Commerce: <i>Provided further</i> , That payment in advance of subscriptions for newspapers, rent, telephone, and other similar services under this appropriation is hereby authorized (acts July 16, 1914, vol. 38, p. 500, sec. 1; Feb. 27, 1925, vol. 43, p. 1035) -----	\$275, 000. 00	\$268, 734. 00

	Estimated expenditures, 1927 appropriation	Estimated expenditures, 1926 appropriation	Expended and obligated, 1925
Departmental service:			
Salaries—			
Professional and scientific service—			
Grade 5, \$5,200 to \$6,000; average, \$5,600—	<i>Average—</i>	<i>Average—</i>	<i>Average—</i>
Senior economic analysts (chief of division).....	No. 2 Salary \$5,600	No. 2 Salary \$5,600	No. 2 Salary \$5,600
Grade 3, \$3,000 to \$3,600; average, \$3,300—			
Associate economic analyst.....	1 3,100	1 3,100	1 3,800
Associate scientist.....	1 3,000	1 3,000	1 3,000
Grade 2, \$2,400 to \$3,000; average, \$2,700—			
Junior economic analyst.....	1 2,400	1 2,400	1 2,400
Clerical, administrative, and fiscal service—			
Grade 12, \$5,200 to \$6,000; average, \$5,600—			
Senior administrative officer (chief of division).....			1 5,200
Grade 11, \$3,800 to \$5,000; average, \$4,400—			
Assistant chief business specialist.....	1 4,200	1 4,200	1 4,200
Administrative officer.....			1 4,600
Grade 10, \$3,300 to \$3,900; average, \$3,600—			
Junior administrative officer.....	1 3,300	1 3,300	1 3,300
Grade 9, \$3,000 to \$3,600; average, \$3,300—			
Business specialists.....	2 3,100	2 3,100	2 3,000
Grade 8, \$2,700 to \$3,300; average, \$3,000—			
Administrative assistant.....			1 3,150
Grade 7, \$2,400 to \$3,000; average, \$2,700—			
Assistant business specialists.....	3 2,650	2 2,650	4 2,533
Junior administrative assistant.....			1 2,400
Grade 6, \$2,100 to \$2,700; average, \$2,400—			
Principal clerks.....	3 2,133	3 2,133	2 2,100
Grade 5, \$1,860 to \$2,400; average, \$2,100—			
Business assistants.....	4 1,960	4 1,960	3 1,920
Senior clerks.....	3 1,900	3 1,900	2 1,970
Grade 4, \$1,680 to \$2,040; average, \$1,860—			
Senior translator.....	1 1,860	1 1,860	
Assistant commercial agent.....	1 1,680	1 1,680	
Business assistant.....	1 2,100	1 2,100	
Clerks.....	6 1,740	6 1,740	5 1,788
Grade 3, \$1,500 to \$1,860; average, \$1,680—			
Assistant clerk.....	1 1,500	1 1,500	9 1,567
Assistant clerk-stenographers.....	2 1,590	2 1,590	1 1,680
Senior clerks.....	2 1,590	2 1,590	1 1,500
Senior operator office devices.....			1 1,500
Grade 2, \$1,320 to \$1,680; average, \$1,500—			
Junior clerk.....	1 1,590	2 1,590	3 1,392
Junior clerk-stenographers.....	4 1,380	2 1,380	2 1,457
Assistant clerk-stenographer.....	1 1,680	1 1,680	2 1,600
Junior clerk-typists.....	1 1,440	2 1,440	1 1,440
Grade 1, \$1,140 to \$1,500; average, \$1,320—			
Underoperator office devices.....			1 1,140
Junior typist.....	1 1,260	1 1,260	1 1,260
Custodial service—			
Grade 3, \$1,020 to \$1,260; average, \$1,140—			
Messenger.....			1 1,080
Grade 2, \$900 to \$1,140; average, \$1,020—			
Assistant messenger.....			1 900
Grade 1, \$600 to \$780; average, \$690—			
Junior messengers.....	2 670	1 750	2 705
Total number of employees.....	46	44	49 1/2
Total salaries, departmental service.....	98,000.00	95,089.00	95,712.00
The difference between 1927 and 1926 is due to increase in force, \$2,911.			

Estimates of appropriations required for the service of the fiscal year ending June 30, 1927—Continued

General object (title of appropriation), date of acts, references to Statutes at Large, or to Revised Statutes, and estimated amount required for each detailed object				Total amount to be appropriated under each head of appropriation	Amount appropriated for the fiscal year ending June 30, 1926
<i>Promoting Commerce in the Far East—Continued.</i>					
	Estimated expenditures, 1927 appropriation	Estimated expenditures, 1926 appropriation	Expended and obligated, 1925		
Field service:					
Salaries and wages—					
Salary range, \$7,500 and over—					
Trade commissioner.....	Average— No. Salary	Average— No. Salary	Average— No. Salary		
Salary range, \$6,000 to \$7,500; average, \$6,750—					
Trade commissioners.....	2 \$6,500	2 6,500	1½ 6,750		
Salary range, \$5,200 to \$6,000; average, \$5,600—					
Trade commissioners.....	3 5,500	3 5,500	1½ 5,750		
Salary range, \$3,300 to \$5,000; average, \$4,400—					
Trade commissioners.....	5 4,750	4 4,750	1½ 4,666		
Assistant trade commissioners.....	4 4,500	4 4,500	1½ 4,666		
Salary range, \$3,300 to \$3,900; average, \$3,600—					
Assistant trade commissioners.....	8 3,750	8 3,750	5½ 3,775		
Salary range, \$2,700 to \$3,300; average, \$3,000—					
Assistant trade commissioners.....	4 3,000	4 3,000	1½ 3,083		
Clerks.....	2 3,000	2 3,000	1½ 3,000		
Total number of employees.....	28	27½	15½		
Total salaries, field service.....	119,250.00	115,750.00	69,681.00		
Local employees.....	25,000.00	25,000.00	13,428.72		
Total salaries and wages.....	144,250.00	140,750.00	89,109.72		
The difference between 1927 and 1926 is due to increase in force, \$3,500.					
01 Total personal services.....	245,339.00	235,839.00	184,821.72		
Supplies and materials:					
0201.2 Other stationery.....	500.00	500.00	944.58		
0202 Sundry office supplies.....	500.00	500.00	927.62		
0204 Photographic supplies.....	10.00	10.00	7.37		
0208 Maps and charts.....	25.00	25.00	24.75		
0222.1 Newspapers.....	400.00	400.00	267.52		
0222.2 Periodicals, trade journals, etc.....	200.00	200.00	289.25		
0222.3 Reference books.....	400.00	400.00	611.32		
0230 Fuel.....	10.00	10.00	6.35		
0280 Sundry supplies.....	20.00	20.00	18.62		
02 Total supplies and materials.....	2,065.00	2,065.00	3,097.38		
Communication service:					
0501 To Washington.....	4,355.00	5,000.00	5,956.88		
0502 From Washington.....	2,500.00	2,500.00	2,795.38		
0504 Local telegram.....	500.00	500.00	852.86		
0510 Telephone service.....	500.00	500.00	542.05		
0520 Postage.....	500.00	500.00	945.81		
05 Total communication service.....	8,355.00	9,000.00	11,092.96		
Travel expenses:					
0601 Railway fares.....	3,000.00	3,000.00	3,692.78		
0602 Fares by water.....	3,500.00	3,500.00	4,438.88		
0630 Subsistence and other expenses.....	3,500.00	3,500.00	3,943.82		
06 Total travel expenses.....	10,000.00	10,000.00	12,075.43		
07 Freight, express, and drayage.....	400.00	400.00	998.31		
08 Printing and binding.....			1.95		
Furnishing of heat, light, power, water, etc.:					
1010 Light.....	100.00	100.00	121.26		
1040 Water rent.....	100.00	100.00	104.65		
10 Total heat, light, power, water, etc.....	200.00	200.00	225.91		
Rents:					
1101 Office buildings.....	7,500.00	7,000.00	6,849.38		
1115 Furniture and equipment.....	100.00	100.00	561.98		
11 Total rents.....	7,600.00	7,100.00	7,411.36		
Repairs and alterations:					
1200 Office buildings.....			.52		
1280 Furniture and equipment.....	100.00	50.00	138.93		
12 Total repairs and alterations.....	100.00	50.00	139.45		
13 All other expenses.....	1,300.00	200.00	251.41		
30 Furniture, furnishings, and equipment.....	2,730.00	2,890.00	7,961.88		
Reserve.....		1,000.00			
Total.....	275,000.00	268,734.00	228,077.76		

Estimates of appropriations required for the service of the fiscal year ending June 30, 1927—Continued

General object (title of appropriation), date of acts, references to Statutes at Large, or to Revised Statutes, and estimated amount required for each detailed object	Total amount to be appropriated under each head of appropriation	Amount appropriated for the fiscal year ending June 30, 1926
Enforcement of the China Trade Act—		
Enforcement of the China trade act: To carry out the provisions of the act entitled "China trade act, 1922," including personal services in the District of Columbia and elsewhere, traveling and subsistence expenses of officers and employees, purchase of furniture and equipment, stationery and supplies, typewriting, adding and computing machines, accessories and repairs, purchase of books of reference and periodicals, reports, documents, plans, specifications, <i>maps</i> , manuscripts, and all other publications; rent outside the District of Columbia, and all necessary expenses not included in the foregoing, \$30,000, of which amount not to exceed \$10,060 may be expended for personal services in the District of Columbia: <i>Provided, That payment in advance for telephone and other similar services under this appropriation is hereby authorized (acts Sept. 19, 1922, vol. 42, pp. 849-856, secs. 1-28; Feb. 27, 1925, vol. 43, p. 1036)</i>	\$30,000.00	\$30,000.00

Estimates of appropriations required for the service of the fiscal year ending June 30, 1927—Continued

General object (title of appropriation), date of acts, references to Statutes at Large, or to Revised Statutes, and estimated amount required for each detailed object	Total amount to be appropriated under each head of appropriation		Amount appropriated for the fiscal year ending June 30, 1926
Export Industries, Department of Commerce—			
Export industries: To enable the Bureau of Foreign and Domestic Commerce to investigate and report on domestic as well as foreign problems relating to the production, distribution, and marketing in so far as they relate to the important export industries of the United States, including personal services in the District of Columbia not to exceed [\$575,404] \$615,089, traveling and subsistence expenses of officers and employees, purchase of furniture and equipment, stationery and supplies, type-writing, adding, and computing machines, accessories and repairs, books of reference and periodicals, reports, documents, plans, specifications, manuscripts, and all other publications, rent outside the District of Columbia, and all other incidental expenses connected therewith (<i>acts June 16, 1921, vol. 42, p. 47, sec. 1; Feb. 27, 1925, vol. 43, p. 1086</i>) -----	\$638, 000. 00		\$618, 054. 00
	Estimated expenditures, 1927 appropriation	Estimated expenditures, 1926 appropriation	Expended and obligated, 1925
Departmental service:			
Salaries—			
Professional and scientific service—	<i>Average—</i>	<i>Average—</i>	<i>Average—</i>
Grade 6, \$6,000 to \$7,500; average, \$6,750—	No. <i>Salary</i>	No. <i>Salary</i>	No. <i>Salary</i>
Chief economic analyst.....	1 \$7,500	1 \$7,500	1 \$7,500
Grade 5, \$5,200 to \$6,000; average, \$5,600—			
Senior economic analysts (chiefs of division).....	4 5,400	4 5,400	4 5,611
Senior economic analyst.....	1 5,200	1 5,200	
Grade 4, \$3,800 to \$5,000; average, \$4,400—			
Economic analysts.....			1 4,149
Grade 3, \$3,000 to \$3,600; average, \$3,300—			
Associate economic analyst.....			1 3,000
Subprofessional service—			
Grade 6, \$1,860 to \$2,400; average, \$2,100—			
Senior engineering draftsman.....			1 2,100
Grade 5, \$1,680 to \$2,040; average, \$1,860—			
Laboratory mechanic.....			1 2,040
Engineering draftsman.....			1 1,680
Grade 4, \$1,500 to \$1,860; average, \$1,680—			
Assistant engineering draftsman.....			1 1,620
Clerical, administrative, and fiscal service—			
Grade 12, \$5,200 to \$6,000; average, \$5,600—			
Chief business specialists (chiefs of division).....	9 5,672	10 5,672	10 5,760
Senior administrative officer (chief of division).....			1 5,200
Senior administrative officer (assistant director).....	1 5,600	1 5,600	1 5,480
Grade 11, \$3,800 to \$5,000; average, \$4,400—			
Assistant chief business specialists.....	13 4,327	9 4,327	8 4,212
Administrative officer (chief of division).....			1 4,200
Administrative officer.....	1 4,600	1 4,600	
Grade 10, \$3,200 to \$3,900; average, \$3,600—			
Junior administrative officers.....	3 3,333	3 3,333	2 3,357
Senior editor.....			1 3,340
Grade 9, \$3,000 to \$3,600; average, \$3,300—			
Business specialists.....	16 3,250	10 3,250	10 3,232
Senior administrative assistant.....			1 3,000
Junior administrative officer.....			1 3,000
Grade 8, \$2,700 to \$3,300; average, \$3,000—			
Administrative assistant.....			1 3,000
Junior administrative officer.....			1 3,300
Associate editor.....			1 3,000
Grade 7, \$2,400 to \$3,000; average, \$2,700—			
Junior administrative assistant.....	1 2,600	1 2,600	
Assistant business specialists.....	13 2,454	13 2,454	10 2,551
Assistant investigator.....			1 2,417
Grade 6, \$2,100 to \$2,700; average, \$2,400—			
Principal clerks.....	5 2,340	5 2,340	4 2,341
Grade 5, \$1,860 to \$2,400; average, \$2,100—			
Business assistants.....	22 1,979	22 1,979	9 2,097
Senior clerks.....	5 2,144	5 2,144	4 2,005
Grade 4, \$1,680 to \$2,040; average, \$1,860—			
Clerks.....	33 1,791	32 1,791	39 1,860
Clerk-stenographer.....			1 1,963
Head operator, office devices.....			1 1,680
Grade 3, \$1,500 to \$1,860; average, \$1,680—			
Assistant clerks.....	38 1,598	38 1,598	39 1,625
Assistant clerk-stenographers.....	19 1,636	19 1,636	16 1,676
Senior stenographers.....			1 1,584
Senior operators, office devices.....	1 1,500	1 1,500	1 1,500
Grade 2, \$1,320 to \$1,680; average, \$1,500—			
Junior clerks.....	11 1,473	11 1,473	7 1,504
Senior typists.....	10 1,349	9 1,349	4 1,339
Junior stenographers.....	42 1,458	41 1,458	27 1,448
Junior clerk-typists.....	6 1,450	6 1,450	6 1,494
Junior clerk-stenographers.....	7 1,483	7 1,483	11 1,434
Junior operators, office devices.....	2 1,290	2 1,290	1 1,276
Grade 1, \$1,140 to \$1,500; average, \$1,320—			
Underclerks.....	2 1,260	2 1,260	7 1,113
Underclerk-typists.....	3 1,300	3 1,300	4 1,281
Junior typists.....	4 1,250	3 1,250	2 1,293
Underoperators, office devices.....	4 1,200	4 1,200	1 1,205
Custodial service—			
Grade 7, \$1,680 to \$2,040; average, \$1,860—			
Senior mechanic.....	1 1,740	1 1,740	
Grade 6, \$1,500 to \$1,860; average, \$1,680—			
Mechanic.....	1 1,500	1 1,500	1 1,690
Grade 4, \$1,140 to \$1,500; average, \$1,320—			
Undermechanic.....	1 1,200	1 1,200	1 1,140

Estimates of appropriations required for the service of the fiscal year ending June 30, 1927—Continued

General object (title of appropriation), date of acts, references to Statutes at Large, or to Revised Statutes, and estimated amount required for each detailed object	Total amount to be appropriated under each head of appropriation		Amount appropriated for the fiscal year ending June 30, 1926
Export Industries, Department of Commerce—Continued.			
	Estimated expenditures, 1927 appropriation	Estimated expenditures, 1926 appropriation	Expended and obligated, 1925
Departmental service—Continued.			
Salaries—Continued.			
Custodial service—Continued.			
Grade 3, \$1,020 to \$1,260; average, \$1,140—	Average—	Average—	Average—
Minor mechanic.....	No. Salary	No. Salary	No. Salary
Messenger.....	2 \$1,170	2 \$1,170	2½ \$1,059
	3 1,120	3 1,120	
Grade 2, \$900 to \$1,140; average, \$1,020—			
Assistant messenger.....	4 930	4 930	½ 900
Grade 1, \$600 to \$780; average, \$690—			
Junior messenger.....	5 600	4½ 600	4½ 755
Total number of employees.....	293½	283½	260
Total salaries, departmental service.....	615,089.00	574,404.00	547,899.79
The difference between 1927 and 1926 is due to increase in force, \$40,685.			
Field service:			
Salaries—			
Salary range, \$6,000 to \$7,500; average, \$6,750—			
Trade commissioner.....		½ 2,890	½ 5,790
Salary range, \$3,800 to \$5,000; average, \$4,400—			
Trade commissioner.....		½ 2,100	½ 4,200
Salary range, \$3,300 to \$3,900; average, \$3,600—			
Assistant trade commissioner.....		½ 3,500	½ 3,500
Salary range, \$2,100 to \$2,700; average, \$2,400—			
Clerk.....		½ 2,250	½ 2,250
Total number of employees.....		2	3½
Total salaries, field service.....		7,865.00	12,488.00
01 Total personal services.....	615,089.00	582,269.00	560,387.79
Supplies and materials:			
0202 Sundry office supplies.....			.40
0204 Photographic supplies.....	10.00	10.00	3.18
0222.2 Periodicals, trade journals, etc.....	50.00	50.00	41.42
0222.3 Reference books.....	25.00	25.00	17.17
02 Total supplies and materials.....	85.00	85.00	62.17
Communication service:			
0501 To Washington.....	100.00	300.00	139.87
0502 From Washington.....	2,000.00	4,600.00	4,427.50
0504 Local telegram.....	346.00	1,000.00	873.99
0510 Telephone service.....		250.00	100.82
0520 Postage.....		50.00	37.43
05 Total communication service.....	2,446.00	6,200.00	5,579.61
Travel expenses:			
0601 Railway fares.....	11,000.00	13,000.00	12,387.28
0602 Fares by water.....		2,000.00	1,536.66
0630 Subsistence and other expenses.....	9,380.00	10,000.00	9,654.87
06 Total travel expenses.....	20,380.00	25,000.00	23,578.81
07 Freight express and drayage.....			.23
08 Printing and binding.....			11.14
13 All other expenses.....			1.13
Transferred to Bureau of Standards.....		4,500.00	4,850.00
Total.....	638,000.00	618,064.00	594,470.88
Domestic Commerce, Department of Commerce—			
Domestic commerce and raw-materials investigations: For all expenses, including personal services in the District of Columbia and elsewhere, purchase of books of reference and periodicals, furniture and equipment, stationery and supplies, typewriting, adding and computing machines, accessories and repairs, medical supplies and first-aid outfits, reports, documents, plans, specifications, manuscripts, maps, and all other publications, rent outside of the District of Columbia, traveling and subsistence expenses of officers and employees, and all other incidental expenses not included in the foregoing, to enable the Bureau of Foreign and Domestic Commerce to collect and compile information regarding the disposition and handling of raw materials and manufactures within the United States; and to investigate the conditions of production and marketing of foreign raw materials essential for American industries, [\$125,000] \$175,000, of which amount not to exceed [\$100,000] \$111,480 may be expended for personal services in the District of Columbia (acts Mar. 4, 1923, vol. 42, p. 1536, sec. 1; Feb. 27, 1925, vol. 43, p. 1036)			
		\$175,000.00	\$125,000.00

Estimates of appropriations required for the service of the fiscal year ending June 30, 1927—Continued

General object (title of appropriation), date of acts, references to Statutes at Large, or to Revised Statutes, and estimated amount required for each detailed object				Total amount to be appropriated under each head of appropriation	Amount appropriated for the fiscal year ending June 30, 1926
<i>Domestic Commerce, Department of Commerce—Continued.</i>					
	Estimated expenditures, 1927 appropriation	Estimated expenditures, 1926 appropriation	Expended and obligated, 1925		
Departmental service:					
Salaries—					
Professional and scientific service—					
Grade 6, \$6,000 to \$7,500; average, \$6,750—	Average— No. Salary	Average— No. Salary	Average— No. Salary		
Chief economic analyst.....	1 6,000	1 6,000	1 4,800		
Grade 5, \$5,200 to \$6,000; average, \$5,600—					
Senior economic analyst.....					
Grade 4, \$3,800 to \$5,000; average, \$4,400—					
Economic analyst.....					
Clerical, administrative, and fiscal service—					
Grade 12, \$5,200 to \$6,000; average, \$5,600—					
Chief business specialists (chief of division).....	2 5,400	2 5,400	1 5,338		
Grade 11, \$3,800 to \$5,000; average, \$4,400—					
Assistant chief business specialists.....	2 4,200	1 4,200	1 4,200		
Grade 10, \$3,300 to \$3,900; average, \$3,600—					
Junior administrative officer.....	1 3,400	1 3,400			
Senior editor.....	1 3,400	1 3,400			
Grade 9, \$3,000 to \$3,600; average, \$3,300—					
Business specialist.....			1 3,060		
Grade 7, \$2,400 to \$3,000; average, \$2,700—					
Assistant business specialists.....	2 2,850	2 2,850	1 2,778		
Assistant editors.....	2 2,500	2 2,500			
Assistant investigator.....			1 2,660		
Grade 6, \$2,100 to \$2,700; average, \$2,400—					
Principal clerks.....	2 2,350	2 2,350	1 2,100		
Grade 5, \$1,860 to \$2,400; average, \$2,100—					
Head stenographer.....	1 1,860	1 1,860	1 1,860		
Business assistants.....	3 1,880	3 1,880	1 1,860		
Senior clerks.....	2 1,920	2 1,920			
Grade 4, \$1,680 to \$2,040; average, \$1,860—					
Clerks.....	5 1,764	5 1,764			
Clerk-stenographer.....	1 1,680	1 1,680			
Grade 3, \$1,500 to \$1,860; average, \$1,680—					
Assistant clerks.....	6 1,550	6 1,550	3 1,823		
Assistant clerk-stenographers.....	4 1,740	4 1,740	1 1,500		
Senior operator office devices.....			1 1,500		
Grade 2, \$1,320 to \$1,680; average, \$1,500—					
Junior clerks.....	3 1,440	2 1,440	2 1,347		
Senior typists.....	3 1,440	1 1,440			
Junior stenographers.....	6 1,515	4 1,515	2 1,462		
Junior clerk-typist.....	1 1,680	1 1,680			
Junior clerk-stenographers.....	2 1,440	2 1,440	1 1,440		
Grade 1, \$1,140 to \$1,500; average, \$1,320—					
Underclerks.....	2 1,170	2 1,170	1 1,118		
Junior typists.....	3 1,170	3 1,170	1 1,207		
Custodial service—					
Grade 2, \$900 to \$1,140; average, \$1,020—					
Assistant messenger.....			1 860		
Grade 1, \$600 to \$780; average, \$690—					
Junior messengers.....	4 710	4 710	1 615		
Total number of employees.....	58	52	18		
Total salaries, departmental service.....	111,480.00	100,000.00	38,914.11		
The difference between 1927 and 1926 is due to increase in force, \$11,480.					
Field service:					
Salaries—					
Salary range, \$3,800 to \$5,000; average, \$4,400—					
Assistant chief business specialists.....	6 4,400	3 4,400			
Salary range, \$3,000 to \$3,600; average, \$3,300—					
Business specialists.....	5 3,000	1 3,000			
Salary range, \$2,400 to \$3,000; average, \$2,700—					
Assistant investigators.....	5 2,500	1 2,500			
Total number of employees.....	16	5			
Total salaries, field service.....	53,900.00	18,700.00			
The difference between 1927 and 1926 is due to increase in force, \$35,200.					
01 Total personal services.....	165,380.00	118,700.00	38,914.11		
Supplies and materials:					
0202 Sundry office supplies.....		40.00	30.77		
0206 Maps and charts.....	300.00	200.00	97.84		
02 Total supplies and materials.....	300.00	240.00	128.61		
Communication service:					
0501 To Washington.....	15.00	10.00	6.21		
0502 From Washington.....	25.00	25.00	18.13		
0504 Local telegram.....			18.78		
0510 Telephone service.....	25.00	25.00	22.10		
0520 Postage.....			10		
05 Total communication service.....	65.00	60.00	65.22		
Travel expenses:					
0601 Railway fares.....	4,655.00	3,000.00	2,200.43		
0630 Subsistence and other expenses.....	3,000.00	1,500.00	1,231.36		
06 Total travel expenses.....	7,655.00	4,500.00	3,431.79		
13 All other expenses.....	1,000.00		8.00		
30 Furniture, furnishings, and equipment.....	600.00	500.00	195.00		
Reserve.....		1,000.00			
Total.....	175,000.00	125,000.00	42,742.83		

Estimates of appropriations required for the service of the fiscal year ending June 30, 1927—Continued

General object (title of appropriation), date of acts, references to Statutes at Large, or to Revised Statutes, and estimated amount required for each detailed object				Total amount to be appropriated under each head of appropriation	Amount appropriated for the fiscal year ending June 30, 1926
Transportation and Interment of Remains of Officers and Employees, Bureau of Foreign and Domestic Commerce—					
Transportation and interment of remains of officers and employees: For defraying the expenses of transporting the remains of officers and employees of the Bureau of Foreign and Domestic Commerce who may die abroad or in transit, while in the discharge of their official duties, to their former homes in this country for interment, and for the ordinary expenses of such interment at their post or at home (<i>acts Jan. 5, 1923, vol. 42, pp. 11-13, sec. 1; Feb. 27, 1925, vol. 43, p. 1036</i>)				\$1, 500. 00	\$1, 500. 00
	Estimated expenditures, 1927 appropriation	Estimated expenditures, 1926 appropriation	Expended and obligated, 1925		
07 Transportation of corpses	\$1, 000. 00	\$1, 000. 00			
22 Burial expenses	500. 00	500. 00	\$46. 07		
Total	1, 500. 00	1, 500. 00	46. 07		
Transportation of Families and Effects of Officers and Employees, Bureau of Foreign and Domestic Commerce—					
Transportation of families and effects of officers and employees: To pay the itemized and verified statements of the actual and necessary expenses of transportation and subsistence, under such regulations as the Secretary of Commerce may prescribe, of families and effects of officers and employees of the Bureau of Foreign and Domestic Commerce in going to and returning from their posts, or when traveling under the order of the Secretary of Commerce, but not including any expenses incurred in connection with leave of absence of the officers and employees of the Bureau of Foreign and Domestic Commerce, \$35,000: <i>Provided</i> , That no part of said sum shall be paid for transportation on foreign vessels without a certificate from the Secretary of Commerce that there are no American vessels on which such officers and clerks may be transported at rates not in excess of those charged by foreign vessels (<i>acts Jan. 5, 1923, vol. 42, pp. 11-13, sec. 1; Feb. 27, 1925, vol. 43, p. 1036</i>)				35, 000. 00	35, 000. 00
	Estimated expenditures, 1927 appropriation	Estimated expenditures, 1926 appropriation	Expended and obligated, 1925		
05 Communication service			\$2. 70		
Travel expenses:					
0601 Railway fares	\$7, 000. 00	\$7, 000. 00	4, 177. 10		
0602 Fares by water	15, 000. 00	15, 000. 00	15, 534. 15		
0630 Subsistence and other expenses	3, 000. 00	3, 000. 00	3, 998. 46		
06 Total travel expenses	25, 000. 00	25, 000. 00	23, 709. 71		
07 Freight, express, and drayage	10, 000. 00	10, 000. 00	1, 284. 04		
Total	35, 000. 00	35, 000. 00	24, 976. 45		
Compiling Foreign Trade Statistics, Department of Commerce—					
Customs statistics: For all expenses necessary for the operation of the section of customs statistics, transferred to the Department of Commerce from the Treasury Department by the act approved January 5, 1923, including personal services in the District of Columbia and elsewhere; rent of or purchase of tabulating, punching, sorting, and other mechanical labor-saving machinery or devices, including adding, typewriting, billing, computing, mimeographing, multigraphing, photostat, and other duplicating machines and devices, including their exchange and repair; telegraph and telephone service; subsistence and traveling expenses of officers and employees while traveling on official business; freight, express, drayage; tabulating cards, stationery and miscellaneous office supplies, <i>books of reference, and periodicals</i> ; furniture and equipment; ice, water, heat, light, and power; street-car fare; and all other necessary and incidental expenses not included in the foregoing, [\$339,980] \$335,000, of which amount not to exceed \$27,600 may be expended for personal services in the District of Columbia (<i>acts Jan. 5, 1923, vol. 42, p. 1109, sec. 1; Feb. 27, 1925, vol. 43, p. 1037</i>)				335, 000. 00	339, 980. 00

Estimates of appropriations required for the service of the fiscal year ending June 30, 1927—Continued

General object (title of appropriation), date of acts, references to Statutes at Large, or to Revised Statutes, and estimated amount required for each detailed object				Total amount to be appropriated under each head of appropriation	Amount appropriated for the fiscal year ending June 30, 1926
<i>Compiling Foreign Trade Statistics, Department of Commerce—Continued.</i>					
	Estimated expenditures, 1927 appropriation	Estimated expenditures, 1926 appropriation	Expended and obligated, 1925		
Departmental service:					
Salaries—					
Clerical, administrative, and fiscal service—					
Grade 7, \$2,400 to \$3,000; average, \$2,700—	Average— No. Salary	Average— No. Salary	Average— No. Salary		
Junior administrative officer.....	1 2,500	1 2,500	1 2,500		
Grade 6, \$2,100 to \$2,700; average, \$2,400—					
Principal clerk.....	1 2,500	1 2,500	1 2,500		
Grade 5, \$1,800 to \$2,400; average, \$2,100—					
Senior clerks.....	2 1,800	2 1,800	1 1,908		
Grade 4, \$1,680 to \$2,040; average, \$1,860—					
Clerk.....	1 2,040	1 2,040	1 1,896		
Grade 3, \$1,500 to \$1,860; average, \$1,680—					
Assistant clerks.....	6 1,680	6 1,680	3 1,630		
Assistant clerk stenographer.....			1 1,860		
Grade 2, \$1,320 to \$1,680; average, \$1,500—					
Junior clerks.....	8 1,463	8 1,463	4 1,415		
Junior stenographer.....			1 1,560		
Custodial service:					
Grade 3, \$1,020 to \$1,260; average, \$1,140—					
Messenger.....			1 1,110		
Total number of employees.....	17	17	11		
Total salaries, departmental service.....	27,600.00	27,600.00	18,600.53		
Field service:					
Salaries—					
Salary range, \$3,800 to \$5,000; average, \$4,400—					
Chief of division.....	1 3,992	1 3,992	1 3,833		
Salary range, \$3,300 to \$3,900; average, \$3,600—					
Chief of division.....			1 3,512		
Salary range, \$2,700 to \$3,300; average, \$3,000—					
Clerk.....	1 3,163	1 3,163	1 2,992		
Salary range, \$2,100 to \$2,700; average, \$2,400—					
Clerks.....	9 2,239	10 2,239	4 2,316		
Salary range, \$1,860 to \$2,400; average, \$2,100—					
Clerks.....	13 1,924	13 1,924	15 1,945		
Salary range, \$1,500 to \$1,860; average, \$1,680—					
Clerks.....	37 1,783	37 1,783	22 1,645		
Salary range, \$1,320 to \$1,680; average, \$1,500—					
Clerks.....	52 1,563	53 1,563	41 1,551		
Salary range, \$1,140 to \$1,500; average, \$1,320—					
Messengers.....	8 1,030	9 1,030	6 1,059		
Total number of employees.....	182	165	160		
Total salaries, field service.....	263,212.00	268,192.00	251,857.75		
The difference between 1927 and 1926 is due to decrease in force, \$4,960.					
01 Total personal services.....	290,812.00	295,792.00	270,458.28		
Supplies and materials:					
0201.1 Printed forms and letterheads.....	250.00	250.00	233.33		
0201.2 Other stationery.....	5,000.00	5,000.00	6,334.33		
0202 Sundry office supplies.....	12,000.00	12,000.00	15,691.38		
0222.3 Reference books.....			16.15		
02 Total supplies and materials.....	17,250.00	17,250.00	22,275.19		
Communication service:					
0501 Telegrams to Washington.....	20.00	20.00	19.82		
0504 Local telegrams.....	200.00	200.00	247.98		
0510 Telephone service.....	100.00	100.00	151.44		
0520 Postage.....	5.00	5.00	4.55		
05 Total communication service.....	325.00	325.00	423.79		
Travel expenses:					
0601 Railway fares.....	300.00	300.00	391.01		
0602 Fares by water.....			18.50		
0630 Subsistence and other travel expenses.....	325.00	325.00	410.48		
06 Total travel expenses.....	625.00	625.00	819.99		
07 Transportation of things (freight, express, etc.).....	100.00	100.00	124.92		
11 Rents (accounting machinery).....	24,500.00	24,500.00	26,160.00		
12 Repairs (furniture and equipment).....	100.00	100.00	104.13		
30 Furniture, furnishings, and fixtures.....	1,288.00	1,288.00	10,541.45		
Total.....	335,000.00	339,980.00	330,907.75		

Estimates of appropriations required for the service of the fiscal year ending June 30, 1927—Continued

General object (title of appropriation), date of acts, references to Statutes at Large, or to Revised Statutes, and estimated amount required for each detailed object				Total amount to be appropriated under each head of appropriation	Amount appropriated for the fiscal year ending June 30, 1926																																																																																																												
<p>Lists of Foreign Buyers— Lists of foreign buyers: For all necessary expenses, including personal services in the District of Columbia and elsewhere, purchase of furniture and equipment, stationery and supplies, typewriting, adding, and computing machines, accessories and repairs, lists of foreign buyers, books of reference, periodicals, reports, documents, plans, specifications, rent outside of the District of Columbia, traveling and subsistence expenses of officers and employees, and all other incidental expenses not included in the foregoing, to enable the Bureau of Foreign and Domestic Commerce to collect and compile lists of foreign buyers, [\$12,000] \$20,000, of which amount not to exceed [\$11,020] \$19,520 may be expended for personal services in the District of Columbia (<i>acts Jan. 5, 1923, vol. 42, pp. 11-14, sec. 1; Feb. 27, 1925, vol. 43, p. 1037</i>)</p>				\$20, 000. 00	\$12, 000. 00																																																																																																												
<table><tr><td></td><td>Estimated expenditures, 1927 appropriation</td><td>Estimated expenditures, 1926 appropriation</td><td>Expended and obligated, 1925</td></tr><tr><td colspan="4">Departmental service:</td></tr><tr><td colspan="4">Salaries—</td></tr><tr><td colspan="4">Clerical, administrative, and fiscal service—</td></tr><tr><td>Grade 12, \$5,200 to \$6,000; average, \$5,600—</td><td><i>Average—</i></td><td><i>Average—</i></td><td><i>Average—</i></td></tr><tr><td>Chief business specialist.....</td><td>No. 1 Salary \$5,200. 00</td><td>No. 1 Salary \$5,200. 00</td><td>No. 1 Salary \$5,200. 00</td></tr><tr><td>Grade 3, \$1,500 to \$1,680; average, \$1,680—</td><td></td><td></td><td></td></tr><tr><td>Assistant clerk.....</td><td>5 1,560. 00</td><td>3½ 1,560. 00</td><td>1½ 1,590. 00</td></tr><tr><td>Grade 2, \$1,320 to \$1,680; average, \$1,500—</td><td></td><td></td><td></td></tr><tr><td>Junior clerk-stenographer.....</td><td>4½ 1,420. 00</td><td></td><td>1 1,440. 00</td></tr><tr><td>Total number of employees.....</td><td>10½</td><td>4½</td><td>3½</td></tr><tr><td>01 Total salaries, departmental service.....</td><td>19,520. 00</td><td>11,020. 00</td><td>8,415. 83</td></tr><tr><td colspan="4">The difference between 1927 and 1926 is due to increase in force, \$8,500.</td></tr><tr><td colspan="4">Supplies and materials:</td></tr><tr><td>0222.2 Periodicals, trade journals, etc.....</td><td></td><td>300. 00</td><td></td></tr><tr><td>0222.3 Reference books.....</td><td></td><td>130. 00</td><td></td></tr><tr><td>02 Total supplies and materials.....</td><td></td><td>430. 00</td><td></td></tr><tr><td colspan="4">Communication service:</td></tr><tr><td>0502 From Washington.....</td><td></td><td></td><td>2. 10</td></tr><tr><td>0504 Local telegram.....</td><td></td><td></td><td>1. 46</td></tr><tr><td>0510 Telephone service.....</td><td></td><td></td><td>1. 35</td></tr><tr><td>05 Total communication service.....</td><td></td><td></td><td>4. 91</td></tr><tr><td colspan="4">Travel expenses:</td></tr><tr><td>0601 Railway fares.....</td><td>280. 00</td><td>300. 00</td><td>233. 15</td></tr><tr><td>0630 Subsistence and other expenses.....</td><td>200. 00</td><td>250. 00</td><td>182. 90</td></tr><tr><td>06 Total travel expenses.....</td><td>480. 00</td><td>550. 00</td><td>416. 05</td></tr><tr><td>Total.....</td><td>20, 000. 00</td><td>12, 000. 00</td><td>8, 836. 79</td></tr></table>					Estimated expenditures, 1927 appropriation	Estimated expenditures, 1926 appropriation	Expended and obligated, 1925	Departmental service:				Salaries—				Clerical, administrative, and fiscal service—				Grade 12, \$5,200 to \$6,000; average, \$5,600—	<i>Average—</i>	<i>Average—</i>	<i>Average—</i>	Chief business specialist.....	No. 1 Salary \$5,200. 00	No. 1 Salary \$5,200. 00	No. 1 Salary \$5,200. 00	Grade 3, \$1,500 to \$1,680; average, \$1,680—				Assistant clerk.....	5 1,560. 00	3½ 1,560. 00	1½ 1,590. 00	Grade 2, \$1,320 to \$1,680; average, \$1,500—				Junior clerk-stenographer.....	4½ 1,420. 00		1 1,440. 00	Total number of employees.....	10½	4½	3½	01 Total salaries, departmental service.....	19,520. 00	11,020. 00	8,415. 83	The difference between 1927 and 1926 is due to increase in force, \$8,500.				Supplies and materials:				0222.2 Periodicals, trade journals, etc.....		300. 00		0222.3 Reference books.....		130. 00		02 Total supplies and materials.....		430. 00		Communication service:				0502 From Washington.....			2. 10	0504 Local telegram.....			1. 46	0510 Telephone service.....			1. 35	05 Total communication service.....			4. 91	Travel expenses:				0601 Railway fares.....	280. 00	300. 00	233. 15	0630 Subsistence and other expenses.....	200. 00	250. 00	182. 90	06 Total travel expenses.....	480. 00	550. 00	416. 05	Total.....	20, 000. 00	12, 000. 00	8, 836. 79		
	Estimated expenditures, 1927 appropriation	Estimated expenditures, 1926 appropriation	Expended and obligated, 1925																																																																																																														
Departmental service:																																																																																																																	
Salaries—																																																																																																																	
Clerical, administrative, and fiscal service—																																																																																																																	
Grade 12, \$5,200 to \$6,000; average, \$5,600—	<i>Average—</i>	<i>Average—</i>	<i>Average—</i>																																																																																																														
Chief business specialist.....	No. 1 Salary \$5,200. 00	No. 1 Salary \$5,200. 00	No. 1 Salary \$5,200. 00																																																																																																														
Grade 3, \$1,500 to \$1,680; average, \$1,680—																																																																																																																	
Assistant clerk.....	5 1,560. 00	3½ 1,560. 00	1½ 1,590. 00																																																																																																														
Grade 2, \$1,320 to \$1,680; average, \$1,500—																																																																																																																	
Junior clerk-stenographer.....	4½ 1,420. 00		1 1,440. 00																																																																																																														
Total number of employees.....	10½	4½	3½																																																																																																														
01 Total salaries, departmental service.....	19,520. 00	11,020. 00	8,415. 83																																																																																																														
The difference between 1927 and 1926 is due to increase in force, \$8,500.																																																																																																																	
Supplies and materials:																																																																																																																	
0222.2 Periodicals, trade journals, etc.....		300. 00																																																																																																															
0222.3 Reference books.....		130. 00																																																																																																															
02 Total supplies and materials.....		430. 00																																																																																																															
Communication service:																																																																																																																	
0502 From Washington.....			2. 10																																																																																																														
0504 Local telegram.....			1. 46																																																																																																														
0510 Telephone service.....			1. 35																																																																																																														
05 Total communication service.....			4. 91																																																																																																														
Travel expenses:																																																																																																																	
0601 Railway fares.....	280. 00	300. 00	233. 15																																																																																																														
0630 Subsistence and other expenses.....	200. 00	250. 00	182. 90																																																																																																														
06 Total travel expenses.....	480. 00	550. 00	416. 05																																																																																																														
Total.....	20, 000. 00	12, 000. 00	8, 836. 79																																																																																																														
<p>Investigation of Foreign Trade Restrictions— Investigation of foreign trade restrictions: For all necessary expenses, including personal services in the District of Columbia and elsewhere, purchase of furniture and equipment, stationery and supplies, typewriting, adding, and computing machines, accessories and repairs, books of reference and periodicals, reports, documents, plans, specifications, manuscripts, and all other publications, rent outside of the District of Columbia, traveling and subsistence expenses of officers and employees, and all other incidental expenses not included in the foregoing, to enable the Bureau of Foreign and Domestic Commerce to collect and compile information regarding the restrictions and regulations of trade imposed by foreign countries, [\$30,000] \$35,000, of which amount not to exceed [\$29,500] \$34,000 may be expended for personal services in the District of Columbia (<i>acts Jan. 5, 1923, vol. 42, pp. 11-14, sec. 1; Feb. 27, 1925, vol. 43, p. 1037</i>)</p>				35, 000. 00	30, 000. 00																																																																																																												
<table><tr><td></td><td>Estimated expenditures, 1927 appropriation</td><td>Estimated expenditures, 1926 appropriation</td><td>Expended and obligated, 1925</td></tr><tr><td colspan="4">Departmental service—</td></tr><tr><td colspan="4">Salaries—</td></tr><tr><td colspan="4">Professional and scientific service—</td></tr><tr><td>Grade 5, \$5,200 to \$6,000; average, \$5,600—</td><td><i>Average—</i></td><td><i>Average—</i></td><td><i>Average—</i></td></tr><tr><td>Senior economic analyst (chief of division).....</td><td>No. 1 Salary \$5,200</td><td>No. 1½ Salary \$5,200</td><td>No. 1 Salary \$5,600</td></tr><tr><td>Grade 2, \$2,400 to \$3,000; average, \$2,700—</td><td></td><td></td><td></td></tr><tr><td>Assistant economic analysts.....</td><td>3 2,500</td><td>2 2,500</td><td>1 2,400</td></tr><tr><td>Grade 1, \$1,850 to \$2,400; average, \$2,100—</td><td></td><td></td><td></td></tr><tr><td>Junior economic analyst.....</td><td></td><td></td><td>½ 2,100</td></tr><tr><td colspan="4">Clerical, administrative, and fiscal service—</td></tr><tr><td>Grade 8, \$2,700 to \$3,300; average, \$3,000—</td><td></td><td></td><td></td></tr><tr><td>Administrative assistant (assistant chief).....</td><td>1 3,000</td><td>1 3,000</td><td>1 2,875</td></tr><tr><td>Grade 7, \$2,400 to \$3,000; average, \$2,700—</td><td></td><td></td><td></td></tr><tr><td>Assistant business specialists.....</td><td>2 2,400</td><td>1½ 2,400</td><td>1½ 2,400</td></tr></table>					Estimated expenditures, 1927 appropriation	Estimated expenditures, 1926 appropriation	Expended and obligated, 1925	Departmental service—				Salaries—				Professional and scientific service—				Grade 5, \$5,200 to \$6,000; average, \$5,600—	<i>Average—</i>	<i>Average—</i>	<i>Average—</i>	Senior economic analyst (chief of division).....	No. 1 Salary \$5,200	No. 1½ Salary \$5,200	No. 1 Salary \$5,600	Grade 2, \$2,400 to \$3,000; average, \$2,700—				Assistant economic analysts.....	3 2,500	2 2,500	1 2,400	Grade 1, \$1,850 to \$2,400; average, \$2,100—				Junior economic analyst.....			½ 2,100	Clerical, administrative, and fiscal service—				Grade 8, \$2,700 to \$3,300; average, \$3,000—				Administrative assistant (assistant chief).....	1 3,000	1 3,000	1 2,875	Grade 7, \$2,400 to \$3,000; average, \$2,700—				Assistant business specialists.....	2 2,400	1½ 2,400	1½ 2,400																																																		
	Estimated expenditures, 1927 appropriation	Estimated expenditures, 1926 appropriation	Expended and obligated, 1925																																																																																																														
Departmental service—																																																																																																																	
Salaries—																																																																																																																	
Professional and scientific service—																																																																																																																	
Grade 5, \$5,200 to \$6,000; average, \$5,600—	<i>Average—</i>	<i>Average—</i>	<i>Average—</i>																																																																																																														
Senior economic analyst (chief of division).....	No. 1 Salary \$5,200	No. 1½ Salary \$5,200	No. 1 Salary \$5,600																																																																																																														
Grade 2, \$2,400 to \$3,000; average, \$2,700—																																																																																																																	
Assistant economic analysts.....	3 2,500	2 2,500	1 2,400																																																																																																														
Grade 1, \$1,850 to \$2,400; average, \$2,100—																																																																																																																	
Junior economic analyst.....			½ 2,100																																																																																																														
Clerical, administrative, and fiscal service—																																																																																																																	
Grade 8, \$2,700 to \$3,300; average, \$3,000—																																																																																																																	
Administrative assistant (assistant chief).....	1 3,000	1 3,000	1 2,875																																																																																																														
Grade 7, \$2,400 to \$3,000; average, \$2,700—																																																																																																																	
Assistant business specialists.....	2 2,400	1½ 2,400	1½ 2,400																																																																																																														

Estimates of appropriations required for the service of the fiscal year ending June 30, 1927—Continued

General object (title of appropriation), date of acts, references to Statutes at Large, or to Revised Statutes, and estimated amount required for each detailed object				Total amount to be appropriated under each head of appropriation	Amount appropriated for the fiscal year ending June 30, 1926
Investigation of Foreign Trade Restrictions—Continued.					
	Estimated expenditures, 1927 appropriation	Estimated expenditures, 1926 appropriation	Expended and obligated, 1925		
Departmental service—Continued.					
Salaries—Continued.					
Clerical, administrative, and fiscal service—Con.	Average—	Average—	Average—		
Grade 6, \$2,100 to \$2,700; average, \$2,400—	No. Salary	No. Salary	No. Salary		
Principal clerk	1 \$2,100	1 \$2,100	1 \$2,100		
Grade 4, \$1,680 to \$2,040; average, \$1,860—					
Clerks	3 1,680	3 1,680	1 1,680		
Grade 3, \$1,500 to \$1,860; average, \$1,680—					
Assistant clerks	2 1,560	2 1,560	1 1,500		
Grade 2, \$1,320 to \$1,680; average, \$1,500—					
Junior clerks-stenographers	2 1,470	2 1,470	2 1,440		
Total number of employees	15 1/2	13 1/2	10 1/2		
01 Total salaries, departmental service	34,000.00	29,317.00	23,645.34		
The difference between 1927 and 1926 is due to increase in force, \$4,683.					
Communication service:					
0502 From Washington			1.00		
0504 Local telegram			5.14		
0510 Telephone service			11.47		
05 Total communication service			17.61		
Travel expenses:					
0601 Railway fares	700.00	383.00	601.61		
0602 Fares by water			7.84		
630 Subsistence and other expenses	400.00	300.00	336.54		
06 Total travel expenses	1,100.00	683.00	945.99		
Total	35,000.00	30,000.00	24,608.94		
Total, Bureau of Foreign and Domestic Commerce				\$3,180,917.00	\$2,994,064.00
BUREAU OF THE CENSUS					
Salaries, Bureau of Census—					
Salaries: For the Director and other personal services in the District of Columbia in accordance with the classification act of 1923 (act Feb. 27, 1925, vol. 43, p. 1037)				993,000.00	973,000.00
	Estimated expenditures, 1927 appropriation	Estimated expenditures, 1926 appropriation	Expended and obligated, 1925		
Departmental service:					
Salaries—					
Clerical, administrative, and fiscal service—	Average—	Average—	Average—		
Grade 13, \$6,000 to \$7,500; average, \$6,750	No. Salary	No. Salary	No. Salary		
Executive officer (director)	1 \$6,500	1 \$6,500	1 \$7,375		
Grade 11, \$3,800 to \$5,000; average, \$4,400—					
Administration officers (chief clerk, chief statistician, geographer)	6 4,400	6 4,300	5 1/2 4,230		
Grade 7, \$2,400 to \$3,000; average \$2,700—					
Junior administrative assistants (chiefs of division)	8 2,588	8 2,513	6 1/2 2,587		
Assistant editor	1 2,700	1 2,700	1 2,667		
Grade 6, \$2,100 to \$2,700; average \$2,400—					
Principal clerks	7 2,529	7 2,529	7 1/2 2,403		
Grade 5, \$1,860 to \$2,400; average \$2,111.42—					
Senior clerks	68 2,079	68 2,021	66 1/2 2,031		
Senior clerk-stenographers	4 2,130	4 2,130	3 2,183		
Grade 4, \$1,680 to \$2,040; average \$1,860—					
Clerks	92 1,803	92 1,794	94 1/2 1,797		
Clerk-stenographers	2 1,890	2 1,890	2 1,885		
Head operator, office devices	1 1,680	1 1,680	1 1,680		
Office draftsmen	5 1,728	5 1,728	5 1,726		
Grade 3, \$1,500 to \$1,860; average \$1,680—					
Assistant clerks	145 1,627	145 1,593	139 1/2 1,590		
Assistant clerk-stenographers	11 1,628	11 1,593	8 1/2 1,624		
Senior operators, office devices	2 1,535	2 1,500	1 1/2 1,500		
Grade 2, \$1,320 to \$1,680; average \$1,500—					
Junior clerks	91 1,465	91 1,431	94 1/2 1,427		
Senior typists	2 1,384	2 1,350	1 1,370		
Junior stenographers	15 1,426	15 1,392	15 1/2 1,391		
Junior clerk-typists	10 1,426	10 1,392	7 1/2 1,407		
Junior clerk-stenographers	14 1,461	14 1,427	14 1/2 1,433		
Junior operators, office devices	18 1,445	18 1,413	20 1/2 1,408		
Grade 1, \$1,140 to \$1,500; average \$1,320—					
Underclerks	28 1,320	28 1,269	31 1/2 1,311		
Junior typists	1 1,200	1 1,140	3 1/2 1,140		
Underclerk-typists	11 1,323	11 1,255	13 1/2 1,259		
Underoperators, office devices	18 1,298	18 1,230	20 1/2 1,225		
Professional service—					
Grade 4, \$3,800 to \$5,000; average, \$4,400—					
Economic analyst (chief statistician)	1 4,400	1 4,400	1 4,304		
Grade 2, \$2,400 to \$3,000; average, \$2,700—					
Assistant economic analyst	1 2,700	1 2,700	1 2,700		

Estimates of appropriations required for the service of the fiscal year ending June 30, 1927—Continued

General object (title of appropriation), date of acts, references to Statutes at Large, or to Revised Statutes, and estimated amount required for each detailed object	Total amount to be appropriated under each head of appropriation	Amount appropriated for the fiscal year ending June 30, 1926
--	--	--

Salaries, Bureau of Census—Continued.

	Estimated expenditures, 1927 appropriation	Estimated expenditures, 1926 appropriation	Expended and obligated, 1926
Departmental service—Continued.			
Salaries—Continued.			
Subprofessional service—			
Grade 4, \$1,500 to \$1,860; average, \$1,680—			
Nurse.....	Average— No. 1 Salary \$1,680	Average— No. 1 Salary \$1,560	Average— No. 1 Salary \$1,550
Grade 3, \$1,320 to \$1,680; average, \$1,500—			
Under library assistant.....	1 1,500	1 1,500	1 1,489
Custodial service—			
Grade 6, \$1,500 to \$1,860; average, \$1,680—			
Mechanic.....	1 1,680	1 1,680	1 1,500
Grade 4, \$1,140 to \$1,500; average, \$1,320—			
Assistant foreman of laborers.....	1 1,140	1 1,140	1 1,476
Grade 3, \$1,020 to \$1,260; average, \$1,140—			
Messengers.....	12 1,135	12 1,135	12 1,130
Senior laborers.....	2 1,050	2 1,050	1 1,047
Minor mechanics.....	3 1,220	3 1,220	3 1,220
Grade 2, \$900 to \$1,140; average, \$1,020—			
Assistant messenger.....	3 940	3 940	3 900
Junior laborers.....	4 660	4 660	4 703
Grade 1, \$600 to \$780; average, \$690—			
Junior messengers.....	591 993,000.00	591 973,000.00	593 971,508.00
Total number of employees.....			
Total salaries, departmental service.....			
The difference between 1927 and 1926 is due to increase in salaries, \$20,000.			

Collecting Statistics, Bureau of Census—

Collecting statistics: For securing information for census reports, provided for by law, semimonthly reports of cotton production, periodical reports of stocks of baled cotton in the United States and of the domestic and foreign consumption of cotton; quarterly reports of tobacco; per diem compensation of special agents and expenses of same and of detailed employees, whether employed in Washington, District of Columbia, or elsewhere; the cost of transcribing State, municipal, and other records; temporary rental of quarters outside of the District of Columbia; for supervising special agents and employment by them of such temporary service as may be necessary in collecting the statistics required by law, including \$15,000 for collecting tobacco statistics authorized by law in addition to any other fund available therefor: *Provided*, That the compensation of not to exceed ten special agents provided for in this paragraph may be fixed at a rate not to exceed \$8 per day [\$960,000] \$931,000, of which amount not to exceed [\$324,160] \$350,000 may be expended for personal services in the District of Columbia, including temporary personnel. *The unexpended balance of the appropriation, collecting statistics, 1926, is hereby made available until June 30, 1927 (acts Mar. 6, 1902, vol. 32, p. 5, secs. 1-12; Feb. 14, 1903, vol. 32, p. 826, sec. 4; Mar. 3, 1919, vol. 40, p. 1291, sec. 1; Feb. 27, 1925, vol. 43, p. 1037—*

\$931,000.00

\$960,000.00

	Estimated expenditures, 1927 appropriation	Estimated expenditures, 1926 appropriation	Expended and obligated, 1926
Departmental service:			
Salaries—			
Professional service—			
Grade 5, \$5,200 to \$6,000; average, \$5,600—			
Senior economic analyst.....	Average— No. 1 Salary \$5,600	Average— No. 1 Salary \$5,600	Average— No. 1 Salary \$5,532
Grade 4, \$3,800 to \$5,000; average, \$4,400—			
Economic analyst.....	1 3,800	1 3,800	1 3,800
Grade 3, \$3,000 to \$3,600; average, \$3,300—			
Associate economic analyst.....	1 3,300	1 3,300	1 3,550
Clerical, administrative, and fiscal service—			
Grade 11, \$3,800 to \$5,000; average, \$4,400—			
Administrative officer.....	1 3,800	1 3,800	1 3,575
Grade 9, \$3,000 to \$3,600; average, \$3,300—			
Senior administrative assistants.....	20 3,165	20 3,165	17 3,143
Grade 8, \$2,700 to \$3,300; average, \$3,000—			
Administrative assistants.....	4 3,000	4 3,000	6 3,000
Associate editor.....	1 3,000	1 3,000	1 3,000
Grade 7, \$2,400 to \$3,000; average, \$2,700—			
Junior administrative assistant.....	1 3,000	1 3,000	1 3,000
Grade 6, \$2,100 to \$2,700; average, \$2,400—			
Principal clerks.....	17 2,171	17 2,171	16 2,171
Grade 5, \$1,860 to \$2,400; average, \$2,111.42—			
Senior clerk.....	1 2,100	1 2,100	1 2,100
Grade 4, \$1,680 to \$2,040; average, \$1,860—			
Clerks.....	2 1,680	2 1,680	2 1,680
Office draftsman.....	1 1,680	1 1,680	1 1,680
Grade 3, \$1,500 to \$1,860; average, \$1,680—			
Assistant clerks.....	14 1,504	14 1,504	13 1,503
Assistant clerk stenographer.....	1 1,500	1 1,500	1 1,500
Senior operator, office devices.....	1 1,500	1 1,500	1 1,500
Grade 2, \$1,320 to \$1,680; average, \$1,500—			
Junior clerks.....	12 1,420	12 1,420	15 1,415
Junior stenographers.....	3 1,460	3 1,460	3 1,460
Junior clerk-typists.....	4 1,440	4 1,440	2 1,512
Junior clerk-stenographers.....	2 1,350	2 1,350	1 1,320
Junior operators, office devices.....	3 1,400	3 1,400	3 1,386

Estimates of appropriations required for the service of the fiscal year ending June 30, 1927—Continued

General object (title of appropriation), date of acts, references to Statutes at Large, or to Revised Statutes, and estimated amount required for each detailed object				Total amount to be appropriated under each head of appropriation	Amount appropriated for the fiscal year ending June 30, 1926
Collecting Statistics, Bureau of Census—Continued.					
	Estimated expenditures, 1927 appropriation	Estimated expenditures, 1926 appropriation	Expended and obligated, 1926		
Departmental service—Continued.					
Salaries—Continued.					
Clerical, administrative, and fiscal service—Con.	Average—	Average—	Average—		
Grade 1, \$1,140 to \$1,500; average, \$1,320—	No. Salary	No. Salary	No. Salary		
Underclerks—	11 \$1,276	11 \$1,276	9 1/2 \$1,283		
Underclerk typists—	2 1,140	2 1,140	1 1/2 1,167		
Underoperators, office devices—	6 1,230	6 1,230	6 1,213		
Custodial service—					
Grade 3, \$1,020 to \$1,260; average, \$1,140—			1/2 1,040		
Minor mechanic—					
Grade 2, \$900 to \$1,140; average, \$1,020—					
Junior laborers—	3 900	3 900	3 1/2 900		
Special agents—					
Experts—	4 (1)	4 (1)	6 (1)		
Temporary—	113 (7)	113 (7)	183 (7)		
Total number of employees—	230	230	297 1/2		
Total salaries, departmental service—	324,160.00	324,160.00	358,605.00		
Special agents, field—					
Transcripts of birth and death records, piece-price payments—	75 (7)	194 (7)	172 (7)		
Transcripts of marriage and divorce records, piece-price payments—	110,000.00	102,000.00	98,844.00		
Periodical reports of cotton, piece-price payments—	17,000.00	22,000.00	17,158.00		
Periodical reports of cotton, piece-price payments—	260,000.00	260,000.00	241,497.00		
Total personal services, field—	403,840.00	479,840.00	412,964.00		
Communication service:					
0500 Telegraph service—	10,000	10,000	5,402		
0510 Telephone service—	2,000	2,000	200		
05 Total communication service—	12,000	12,000	5,602		
Travel expenses:					
0630 Per diem in lieu of subsistence—	138,000	83,900	31,553		
Other traveling expenses—	49,000	56,000	12,326		
06 Total traveling expenses—	187,000	139,900	43,879		
07 Transportation of things (service)—		100	43		
11 Rent of buildings—	4,000	4,000	1,013		
Total—	931,000	960,000	22,106		
1 \$6-\$8 per diem. 2 \$3.16-\$5.10 per diem and piece-price (1 to 6 months). 3 \$4-\$5 per diem (1 to 6 months). 4 \$3.50-\$5 per diem (1 to 12 months).					
Tabulating Machines, Bureau of Census—					
Tabulating machines: For constructing tabulating machines, and repairs to such machinery and other mechanical appliances, including technical and mechanical service in connection therewith, whether in the District of Columbia or elsewhere, and purchase of necessary machinery and supplies, [\$41,000] \$50,000, of which not to exceed [\$37,120] \$44,000 may be expended for personal services in the District of Columbia (acts Mar. 6, 1902, vol. 32, p. 5, secs. 1-12; Feb. 14, 1903, vol. 32, p. 826, sec. 4; Mar. 3, 1919, vol. 40, p. 1291, sec. 1; Feb. 27, 1925, vol. 43, p. 1037)				\$50,000.00	\$41,000.00
	Estimated expenditures, 1927 appropriation	Estimated expenditures, 1926 appropriation	Expended and obligated, 1925		
Departmental service:					
Salaries—					
Professional service—	Average—	Average—	Average—		
Grade 4, \$3,800 to \$5,000; average, \$4,400—	No. Salary	No. Salary	No. Salary		
Economic analyst (expert in charge)—	1 \$3,800	1 \$3,800	1 \$3,800		
Custodial service—					
Grade 9, \$2,100 to \$2,700; average, \$2,400—					
Assistant mechanical superintendents—	2 2,500	2 2,500	2 2,500		
Grade 8, \$1,860 to \$2,400; average, \$2,111.42—					
Principal mechanics—	6 2,120	4 2,190	3 1/2 2,256		
Grade 7, \$1,680 to \$2,040; average, \$1,860—					
Senior mechanics—	4 1,935	3 2,020	3 1/2 2,022		
Grade 6, \$1,500 to \$1,860; average, \$1,680—					
Mechanics—	7 1,714	7 1,714	7 1,714		
Grade 5, \$1,320 to \$1,680; average, \$1,500—					
Junior mechanics—	2 1,380	1 1,320	1 1,320		
Total number of employees—	22	18	17 1/2		
Total salaries, departmental service—	44,000.00	37,120.00	36,380.00		
The difference between 1927 and 1926 is due to—					
Increase in force—			\$6,820		
Increase in salaries—			60		
Net increase—	6,880				
01 Supplies and materials—	6,000.00	3,880.00	2,767.00		
Total—	50,000.00	41,000.00	39,147.00		
Total, Bureau of the Census—				1,974,000.00	1,974,000.00

Estimates of appropriations required for the service of the fiscal year ending June 30, 1927—Continued

General object (title of appropriation), date of acts, references to Statutes at Large, or to Revised Statutes, and estimated amount required for each detailed object				Total amount to be appropriated under each head of appropriation	Amount appropriated for the fiscal year ending June 30, 1926
STEAMBOAT-INSPECTION SERVICE					
<i>Salaries, Office of Supervising Inspector General, Steamboat Inspection Service—</i>					
Salaries: For the Supervising Inspector General and other personal services in the District of Columbia in accordance with the classification act of 1923 (act Feb. 27, 1925, vol. 43, p. 1038)-----				\$31, 060. 00	\$31, 060. 00
	Estimated expenditures, 1927 appropriation	Estimated expenditures, 1926 appropriation	Expended and obligated, 1925		
Departmental service:					
Salaries—					
Clerical, administrative, and fiscal service—	<i>Average—</i>	<i>Average—</i>	<i>Average—</i>		
Grade 13, \$6,000 to \$7,500; average, \$6,500—	No. Salary	No. Salary	No. Salary		
Chief administrative officer.....	1 \$6,500.00	1 \$6,500.00	1 \$6,500.00		
Grade 12, \$5,200 to \$6,000; average, \$5,600—					
Assistant administrative officer.....	1 5,600.00	1 5,600.00	1 5,600.00		
Grade 6, \$2,100 to \$2,700; average, \$2,400—					
Principal clerk.....	1 2,700.00	1 2,400.00	1 2,400.00		
Grade 5, \$1,860 to \$2,400; average, \$2,100—					
Senior clerk.....	1 2,100.00	1 2,100.00	1 2,100.00		
Grade 3, \$1,500 to \$1,680; average, \$1,680—					
Assistant clerks.....	6 1,670.00	6 1,680.00	3 1,741.15		
Grade 2, \$1,320 to \$1,680; average, \$1,500—					
Junior clerks.....	2 1,500.00	3 1,500.00	6 1,367.72		
Custodial service—					
Grade 3, \$1,020 to \$1,260; average, \$1,140—	1 1,140.00	1 1,140.00	1 1,140.00		
Reserve.....		240.00			
Total number of employees.....	13	14	14		
01 Total salaries, departmental service.....	31, 060. 00	31, 060. 00	27, 220. 07		
<i>Salaries, Steamboat Inspection Service—</i>					
Steamboat inspectors: For ten supervising inspectors; inspectors of hulls and inspectors of boilers; assistant inspectors, as authorized by law, for the following ports: New York, thirty-four; New Orleans, six; Baltimore, eight; Providence, four; Boston, six; Philadelphia, fourteen; San Francisco, twelve; Buffalo, six; Cleveland, six; Milwaukee, four; Chicago, four; Grand Haven, two; Detroit, four; Norfolk, eight; Seattle, twelve; Portland (Oregon), four; Albany, two; [Duluth, two;] Portland (Maine), two; Los Angeles, [two] four; Galveston, two; Mobile, two; Savannah, two; Toledo, two; and three traveling inspectors; in all, for inspectors, Steamboat Inspection Service (act Feb. 27, 1925, vol. 43, p. 1038)-----				755, 000. 00	739, 800. 00
	Estimated expenditures, 1927 appropriation	Estimated expenditures, 1926 appropriation	Expended and obligated, 1925		
Field service:					
Salaries and wages—	<i>Average—</i>	<i>Average—</i>	<i>Average—</i>		
Salary range, \$3,600 to \$3,900; average, \$3,800—	No. Salary	No. Salary	No. Salary		
Supervising inspectors.....	10 \$3,800	10 \$3,800	10 \$3,800		
Salary range, \$3,400 to \$3,600; average, \$3,500—					
Traveling inspectors.....	3 3,600	3 3,600	3 3,600		
Local inspector of hulls.....	1 3,600	1 3,600	1 3,600		
Local inspector of boilers.....	1 3,600	1 3,600	1 3,600		
Salary range, \$3,200 to \$3,300; average, \$3,250—					
Local inspectors of hulls.....	22 3,200	22 3,200	22 3,200		
Local inspectors of boiler.....	22 3,200	22 3,200	22 3,200		
Salary range, \$3,000 to \$3,100; average, \$3,050—					
Local inspectors of hulls.....	23 3,000	23 3,000	23 3,000		
Local inspectors of boilers.....	23 3,000	23 3,000	23 3,000		
Salary range, \$2,700 to \$2,900; average, \$2,800—					
Assistant inspectors of hulls.....	75 2,800	75 2,700	75 2,700		
Assistant inspectors of boilers.....	75 2,800	75 2,700	75 2,700		
Total average number of employees.....	255	255	255		
01 Total salaries.....	755, 000	739, 800	739, 800		
The difference between 1927 and 1926 is due to increase in salaries, \$15,200.					

Estimates of appropriations required for the service of the fiscal year ending June 30, 1927—Continued

General object (title of appropriation), date of acts, references to Statutes at Large, or to Revised Statutes, and estimated amount required for each detailed object				Total amount to be appropriated under each head of appropriation	Amount appropriated for the fiscal year ending June 30, 1926
Clerk Hire, Steamboat Inspection Service— Clerk hire, Steamboat Inspection Service: For compensation of clerks to boards of steamboat inspectors to be appointed by the Secretary of Commerce in accordance with the provisions of law (<i>act Feb. 27, 1925, vol. 43, p. 1083</i>)				\$143, 160. 00	\$143, 160. 00
Field service:					
Salaries and wages—					
Salary range, \$2,100 to \$2,700; average, \$2,400—	<i>Average—</i>	<i>Average—</i>	<i>Average—</i>		
Clerk.....	<i>No. Salary</i>	<i>No. Salary</i>	<i>No. Salary</i>		
Salary range, \$1,680 to \$2,040; average, \$1,860—	1 \$2, 100	1 \$2, 100	1 \$2, 100		
Clerks.....	24 1, 860	24 1, 860	24 1, 860		
Salary range, \$1,500 to \$1,860; average, \$1,680—					
Clerks.....	28 1, 680	28 1, 680	28 1, 680		
Salary range, \$1,320 to \$1,680; average, \$1,500—					
Clerks.....	23 1, 500	23 1, 500	23 1, 500		
Salary range, \$1,140 to \$1,500; average, \$1,320—					
Clerks.....	19 1, 320	19 1, 320	19 1, 320		
Total average number of employees.....	95	95	95		
Total salaries.....	143, 160	143, 160	143, 160		
Contingent Expenses, Steamboat Inspection Service— Contingent expenses: For the payment of fees to witnesses; for traveling and other expenses when on official business of the Supervising Inspector General, Deputy Supervising Inspector General, supervising inspectors, traveling inspectors, local and assistant inspectors, and clerks; for instruments, furniture, stationery, janitor service, and every other thing necessary to carry into effect the provisions of title 52, Revised Statutes (<i>act Feb. 27, 1925, vol. 43, p. 1038</i>)				133, 450. 00	143, 450. 00
Supplies and materials:					
0200 Stationery and office supplies.....	\$1, 075. 00	\$3, 075. 00	\$1, 443. 29		
0230 Fuel.....	165. 00	165. 00	172. 11		
0280 Sundry supplies.....	270. 00	270. 00	200. 00		
02 Total supplies and materials.....	1, 510. 00	3, 510. 00	1, 815. 40		
Communication service:					
0500 Telegraph service.....	350. 00	350. 00	390. 71		
0510 Telephone service.....	6, 000. 00	6, 000. 00	5, 728. 78		
05 Total communication service.....	6, 350. 00	6, 350. 00	6, 119. 49		
Travel expenses:					
0615 Transportation.....	49, 000. 00	50, 000. 00	48, 448. 59		
0616 Subsistence.....	31, 000. 00	35, 000. 00	28, 216. 72		
06 Total travel expenses.....	80, 000. 00	85, 000. 00	76, 665. 31		
07 Transportation of things.....	600. 00	600. 00	329. 60		
10 Furnishing of beat, light, power, water, and electricity.....	350. 00	350. 00	341. 98		
11 Rent of buildings and structures.....	37, 000. 00	37, 000. 00	36, 482. 66		
12 Repairs and alterations.....	260. 00	260. 00	198. 45		
Special and miscellaneous current expenses:					
1373 Laundry and towel service.....	400. 00	400. 00	312. 36		
1380 Special and miscellaneous expenses, not elsewhere classified.....	1, 450. 00	1, 450. 00	775. 73		
13 Total special and miscellaneous expenses.....	1, 850. 00	1, 850. 00	1, 088. 09		
30 Furniture, furnishings, and fixtures.....	5, 530. 00	8, 530. 00	3, 398. 51		
Total.....	133, 450. 00	143, 450. 00	126, 439. 49		
Total, Steamboat-Inspection Service.....				1, 062, 670. 00	1, 057, 470. 00

Estimates of appropriations required for the service of the fiscal year ending June 30, 1927—Continued

General object (title of appropriation), date of acts, references to Statutes at Large, or to Revised Statutes, and estimated amount required for each detailed object				Total amount to be appropriated under each head of appropriation	Amount appropriated for the fiscal year ending June 30, 1926
BUREAU OF NAVIGATION					
Salaries, Bureau of Navigation— Salaries: For the Commissioner and other personal services in the District of Columbia in accordance with the classification act of 1923 (<i>acts July 5, 1885, vol. 23, p. 118, secs. 1-7; Feb. 14, 1903, vol. 32, p. 826, sec. 4; July 16, 1916, vol. 38, p. 501, sec. 1; Feb. 27, 1925, vol. 43, p. 1014</i>)—				\$63, 960. 00	\$63, 960. 00
	Estimated expenditures, 1927 appropriation	Estimated expenditures, 1926 appropriation	Expended and obligated, 1925		
Departmental service:					
Salaries—					
Clerical, administrative, and fiscal service—					
Grade 13, \$6,000 to \$7,500; average, \$6,750—					
Executive officer.....	Average— No. 1 Salary \$6, 500	Average— No. 1 Salary \$6, 500	Average— No. 1 Salary \$7, 500		
Executive officer.....	1 6, 000	1 6, 000	1 6, 000		
Grade 12, \$5,200 to \$6,000; average, \$5,600—					
Chief administrative officer.....	1 5, 600	1 5, 600	1 5, 600		
Chief administrative officer.....	1 5, 200	1 5, 200	1 5, 200		
Grade 10, \$3,300 to \$3,900; average, \$3,600—					
Senior administrative officer.....	1 3, 600	1 3, 600	1 3, 600		
Senior administrative officer.....	1 3, 400	1 3, 400	1 3, 400		
Grade 6, \$2,100 to \$2,700; average, \$2,400—					
Principal clerks.....	2 2, 400	2 2, 400	2 2, 400		
Principal clerk.....	1 2, 100	1 2, 100	1 2, 100		
Grade 5, \$1,800 to \$2,400; average, \$2,111.42—					
Senior clerk-stenographer.....	1 2, 000	1 2, 000	1 1, 860		
Senior accounting assistant.....	1 2, 100	1 2, 100	1 1, 860		
Senior clerk-stenographer.....	1 1, 920	1 1, 920	1 1, 860		
Senior clerks.....	1 2, 100	1 2, 100	1 1, 860		
Grade 4, \$1,680 to \$2,040; average, \$1,860—					
Clerk.....	1 1, 800	1 1, 800	1 1, 680		
Main mail clerk.....	1 2, 040	1 2, 040	1 2, 040		
Clerk.....	1 1, 740	1 1, 740	1 1, 680		
Grade 3, \$1,500 to \$1,900; average, \$1,680—					
Senior stenographers.....	2 1, 800	2 1, 800	2 1, 680		
Assistant clerks.....	2 1, 560	2 1, 560	2 1, 500		
Grade 2, \$1,320 to \$1,680; average, \$1,500—					
Junior mail clerk.....	1 1, 500	1 1, 500	1 1, 440		
Junior mail clerk.....	1 1, 560	1 1, 560	1 1, 380		
Junior clerk.....	1 1, 320	1 1, 320	1 1, 320		
Junior clerk.....	1 1, 560	1 1, 560	2 1, 440		
Junior stenographers.....	1 1, 500	1 1, 500	1 1, 380		
Junior stenographer.....	1 1, 500	1 1, 500	1 1, 320		
Junior stenographer.....	1 1, 500	1 1, 500	1 1, 320		
Junior clerk-stenographer.....	1 1, 440	1 1, 440	1 1, 320		
Junior clerk-stenographer.....	1 1, 380	1 1, 380	1 1, 320		
Junior clerk-typist.....	1 1, 320	1 1, 320	1 1, 320		
Grade 1, \$1,140 to \$1,500; average, \$1,320—					
Clerks.....	2 1, 200	2 1, 200	1 1, 140		
Clerk.....	1 1, 140	1 1, 140	1 1, 140		
Professional and scientific service—					
Grade 3, \$3,000 to \$3,600; average, \$3,300—					
Administrative attorney and chief clerk.....			1 3, 000		
Custodial service—					
Grade 3, \$900 to \$1,260; average, \$1,140—					
Messengers.....	2 1, 140	2 1, 140	2 1, 080		
Total number of employees.....	32	32	28 1/2		
Total salaries, departmental service.....	63, 960. 00	63, 420. 00	55, 131. 72		
The difference between 1927 and 1926 is due to increase in salaries, \$540.					
Admeasurement of Vessels—					
Admeasurement of vessels: To enable the Commissioner of Navigation to secure uniformity in the admeasurement of vessels, including the employment of an adjuster of admeasurements, purchase and exchange of admeasuring instruments, traveling and incidental expenses (<i>R. S., pp. 793-801, secs. 4148-4154; acts July 5, 1884, vol. 23, p. 118, sec. 3; Feb. 14, 1903, vol. 32, p. 826, sec. 4; July 16, 1914, vol. 38, p. 501, sec. 1; Feb. 27, 1925, vol. 43, p. 1014</i>)—					
	Estimated expenditures, 1927 appropriation	Estimated expenditures, 1926 appropriation	Expended and obligated, 1925		
Field service:					
Total average number of employees.....	Average— No. 1 Salary \$3, 300. 00	Average— No. 1 Salary \$3, 300. 00	Average— No. 1 Salary \$3, 136. 94		
Total salaries and wages, field service.....	1 3, 300. 00	1 3, 300. 00	1 3, 136. 94		
Supplies and materials.....	100. 00	100. 00	90. 00		
Travel expenses:					
0615 Transportation.....	625. 00	625. 00	600. 36		
0616 Subsistence.....	645. 00	645. 00	635. 45		
Total travel expenses.....	1, 070. 00	1, 070. 00	1, 235. 45		
Special and miscellaneous current expenses.....	15. 00	15. 00	11. 63		
Equipment.....	15. 00	15. 00	12. 16		
Total.....	4, 500. 00	4, 500. 00	4, 486. 53		

4, 500. 00

4, 500. 00

Estimates of appropriations required for the service of the fiscal year ending June 30, 1927—Continued

General object (title of appropriation), date of acts, references to Statutes at Large, or to Revised Statutes, and estimated amount required for each detailed object				Total amount to be appropriated under each head of appropriation	Amount appropriated for the fiscal year ending June 30, 1926
Enforcement of Navigation Laws— Enforcement of navigation laws: To enable the Secretary of Commerce to provide and operate such motor boats and employ thereon such persons as may be necessary for the enforcement under his direction, by customs officers, of laws relating to navigation and inspection of vessels, boarding of vessels and counting of passengers on excursion boats, including insignia, braid, and chin straps, and coats, caps, and aprons, for stewards' departments on vessels (<i>R. S.</i> , p. 854, secs. 4465-4466; <i>acts June 9, 1910, vol. 36, p. 482, secs. 1-10; July 8, 1918, vol. 40, p. 806, sec. 1; Feb. 27, 1925, vol. 43, p. 1014</i>)-----				\$89,000.00	\$79,615.00
	Estimated expenditures, 1927 appropriation	Estimated expenditures, 1926 appropriation	Expended and obligated, 1925		
Field service:					
Salaries and wages—	Average—	Average—	Average—		
Salary range, \$3,800 to \$5,000; average, \$4,400—	No. 1 Salary \$3,800	No. 1 Salary \$3,800	No. 1 Salary \$3,800		
Navigation officer	1	1	1		
Salary range, \$3,000 to \$3,600; average, \$3,300—	1 2,700	1 2,700	1 2,700		
Navigation officer	1	1	1		
Salary range, \$2,700 to \$3,300; average, \$3,000—	1 2,500	1 2,500	1 2,500		
Navigation officer	2 2,400	2 2,400	1 2,400		
Navigation officer			1 2,040		
Salary range, \$2,100 to \$2,700; average, \$2,400—					
Master	1 1,860	1 1,860	1 1,860		
Masters	4 1,800	4 1,800	2 1,800		
Salary range, \$2,100 to \$2,700; average, \$2,400—					
Engineer	1 1,860	1 1,860	1 1,860		
Engineers	4 1,800	4 1,800	4 1,800		
Salary range, \$1,860 to \$2,400; average, \$2,100—					
Radioclerk	1 1,560	1 1,560	1 1,560		
Salary range, \$1,320 to \$1,680; average, \$1,500—					
Seamen	2 1,140	2 1,140	2 1,140		
Seamen	6 1,080	6 1,080	4 1,080		
Seaman	1 1,020	1 1,020	1 1,020		
Salary range, \$1,320 to \$1,680; average, \$1,500—					
Cook	1 1,200	1 1,200	1 1,200		
Cooks	4 1,140	4 1,140	4 1,140		
Assistant cook	1 1,020	1 1,020	1 1,020		
01 Total average number of employees	31	31	27		
Total salaries and wages, field service	48,240.00	48,240.00	44,745.83		
Supplies and materials:					
0200 Stationery and office supplies	350.00	350.00	309.08		
0210 Medical and hospital supplies	50.00	50.00	42.94		
0220 Scientific and educational supplies	25.00	25.00	15.25		
0230 Fuel	9,896.00	510.00	916.61		
0240 Wearing apparel	125.00	125.00	122.00		
0260 Provisions	12,000.00	12,000.00	11,080.36		
0282 Mechanics', engineers', and electricians' supplies	2,200.00	2,200.00	2,084.35		
0296 Paints and painters' materials	1,500.00	1,500.00	1,257.86		
02 Total supplies and materials	26,145.00	16,760.00	15,828.45		
Communication service:					
0500 Telegraph service	5.00	5.00	5.34		
0510 Telephone service	10.00	10.00	7.00		
0520 Other communication service			.25		
05 Total communication service	15.00	15.00	12.59		
Travel expenses:					
0615 Transportation	400.00	400.00	366.70		
0616 Subsistence	500.00	500.00	479.00		
0690 Canal tolls, towage, and dockage	400.00	400.00	396.85		
06 Total travel expenses	1,300.00	1,300.00	1,243.45		
07 Transportation of things (service)	200.00	200.00	163.33		
12 Repairs and alterations	9,900.00	9,900.00	14,027.16		
13 Special and miscellaneous current expenses	500.00	500.00	447.54		
Equipment:					
3010 Furniture and fixtures	900.00	900.00	835.75		
3017 Office machinery and devices	300.00	300.00	248.37		
3050 Other equipment	1,500.00	1,500.00	1,553.37		
30 Total equipment	2,700.00	2,700.00	2,637.49		
Total	89,000.00	79,615.00	79,107.84		
Preventing Overcrowding of Passenger Vessels— Preventing overcrowding of passenger vessels: To enable the Secretary of Commerce to employ temporarily such persons as may be necessary, of whom not more than two at any one time may be employed in the District of Columbia, to enforce the laws to prevent overcrowding of passenger and excursion vessels and all expenses in connection therewith (<i>R. S.</i> , p. 864, secs. 4465-4466; <i>act Feb. 27, 1925, vol. 43, p. 1014</i>)-----				17,920.00	17,920.00

Estimates of appropriations required for the service of the fiscal year ending June 30, 1927—Continued

General object (title of appropriation), date of acts, references to Statutes at Large, or to Revised Statutes, and estimated amount required for each detailed object

Total amount to be appropriated under each head of appropriation

Amount appropriated for the fiscal year ending June 30, 1926

Preventing Overcrowding of Passenger Vessels—Continued.

	Estimated expenditures, 1927 appropriation	Estimated expenditures, 1926 appropriation	Expended and obligated, 1925
Field service:			
Salary range, \$4.67 to \$5.50 per diem—			
Total average number of employees.....	Average— No. 49 Salary	Average— No. 49 Salary	Average— No. 44 Salary
01 Total salaries and wages, field service.....	\$13,050.00	\$13,050.00	\$12,549.43
02 Supplies and materials.....	400.00	400.00	346.32
Communication service:			
0500 Telegraph service.....	25.00	25.00	20.37
0510 Telephone service.....	50.00	50.00	33.45
0520 Other communication service.....	50.00	50.00	34.34
05 Total communication service.....	125.00	125.00	88.16
Travel expenses:			
0615 Transportation.....	2,260.00	2,260.00	2,259.41
0616 Subsistence.....	1,350.00	1,350.00	1,337.17
06 Total travel expense.....	3,610.00	3,610.00	3,596.58
12 Repairs and alterations.....	100.00	100.00	123.75
13 Special and miscellaneous current expenses.....	35.00	35.00	29.82
Equipment:			
3020 Educational and scientific.....	300.00	300.00	310.00
3050 Other equipment.....	300.00	300.00	250.00
30 Total equipment.....	600.00	600.00	560.00
Total.....	17,920.00	17,920.00	17,294.06

Enforcement of Wireless Communication Laws—

Wireless communication laws: To enable the Secretary of Commerce to enforce the acts of Congress "to require apparatus and operators for radio communication on certain ocean steamers" and "to regulate radio communication" and carry out the international radio telegraphic convention, examine and settle international radio accounts, including personal services in the District of Columbia, and to employ such persons and means as may be necessary, traveling and subsistence expenses, purchase and exchange of instruments, technical books, tabulating, duplicating, and other office machinery and devices, rent and all other miscellaneous items and necessary expenses not included in the foregoing, **[\$220,525]** \$354,000, of which amount not to exceed \$45,000 may be expended for personal services in the District of Columbia (acts June 24, 1910, vol. 36, p. 629, secs. 1-4; July 23, 1912, vol. 37, p. 199, secs. 1-2; Aug. 3, 1912, vol. 37, p. 302, secs. 1-11; Feb. 27, 1925, vol. 43, p. 1014)

\$354,000.00

\$220,525.00

	Estimated expenditures, 1927 appropriation	Estimated expenditures, 1926 appropriation	Expended and obligated, 1925
Departmental service:			
Salaries—			
Professional and scientific service—			
Grade 4, \$3,800 to \$5,000; average, \$4,400—			
Engineer (chief supervisor of radio).....	Average— No. 1 Salary \$4,800	Average— No. 1 Salary \$4,800	Average— No. 1 Salary \$4,350
Engineer (technical expert).....	1 4,000	1 3,800	1 3,800
Grade 3, \$3,000 to \$3,600; average, \$3,300—			
Associate engineer (supervisor of radio).....	1 3,300	1 3,000	1 3,000
Grade 2, \$2,400 to \$3,000; average, \$2,700—			
Assistant engineer (radio inspector).....	1 2,400	1 2,400	1 2,400
Clerical, administrative, and fiscal service—			
Grade 10, \$3,300 to \$3,900; average, \$3,600—			
Junior administrative officer.....	1 3,800	1 3,800	1 3,800
Grade 7, \$2,400 to \$3,000; average, \$2,700—			
Junior administrative assistant.....	1 2,700	1 2,700	1 2,400
Grade 5, \$1,860 to \$2,400; average, \$2,111.42—			
Senior clerk.....	1 2,100	1 2,100	1 2,100
Grade 4, \$1,680 to \$2,040; average, \$1,860—			
Clerk.....	1 2,040	1 2,040	1 2,040
Grade 3, \$1,500 to \$1,860; average, \$1,680—			
Senior stenographer.....	1 1,840	1 1,800	1 1,680
Senior stenographer.....	1 1,740	1 1,740	1 1,740
Assistant clerk.....	1 1,680	1 1,680	1 1,680
Assistant clerk.....	1 1,620	1 1,620	1 1,500
Assistant clerk.....	1 1,560	1 1,560	1 1,560
Grade 2, \$1,320 to \$1,680; average, \$1,500—			
Junior stenographer.....	1 1,560	1 1,560	1 1,440
Junior clerk.....	1 1,500	1 1,500	1 1,440
Junior mail clerk.....	1 1,440	1 1,440	1 1,320
Junior stenographers.....	2 1,320	2 1,320	1 1,320
Junior clerk.....	1 1,320	1 1,320	1 1,320
Grade 1, \$1,140 to \$1,500; average, \$1,320—			
Underclerk.....	1 1,320	1 1,320	1 1,440
Underclerk.....	1 1,320	1 1,320	1 1,320
Underclerk.....	1 1,320	1 1,140	1 1,140
Total average number of employees.....	21	21	20 1/2
Total salaries, departmental service.....	44,640.00	43,960.00	40,586.72
The difference between 1927 and 1926 is due to increase in salary, \$680.			

Estimates of appropriations required for the service of the fiscal year ending June 30, 1927—Continued

General object (title of appropriation), date of acts, references to Statutes at Large, or to Revised Statutes, and estimated amount required for each detailed object				Total amount to be appropriated under each head of appropriation	Amount appropriated for the fiscal year ending June 30, 1926
Enforcement of Wireless Communication Laws—Continued.					
	Estimated expenditures, 1927 appropriation	Estimated expenditures, 1926 appropriation	Expended and obligated, 1925		
Field service:					
Salaries and wages—					
Salary range, \$3,800 to \$5,000; average, \$4,400—					
Engineers (supervisors of radio, senior grade).....	Average— No. 6 Salary \$3,833	Average— No. 6 Salary \$3,833	Average— No. 5 Salary \$4,000		
Engineers.....			5	3,800	
Salary range, \$3,000 to \$3,600; average, \$3,300—					
Associate engineers (supervisors radio, junior grade).....	3 3,300	3 3,300	1 3,300		
Associate engineers.....			2 3,000		
Salary range, \$2,700 to \$3,300; average, \$3,000—					
Assistant engineers (senior radio inspectors).....	3 2,933	3 2,933	1 3,000		
Assistant engineer.....			1 2,900		
Assistant engineer.....			1 2,800		
Salary range, \$2,400 to \$3,000; average, \$2,700—					
Assistant engineers (junior radio inspectors).....	12 2,642	12 2,642	1 3,000		
Assistant engineer.....			1 2,900		
Assistant engineers.....			2 2,800		
Assistant engineer.....			1 2,700		
Assistant engineers.....			4 2,600		
Assistant engineers.....			3 2,400		
Assistant engineer.....			1 2,300		
Assistant engineer.....			1 2,200		
Salary range, \$1,860 to \$2,400; average, \$2,100—					
Junior engineers (assistant radio inspectors).....	40 2,113	12 2,142	1 2,400		
Junior engineer.....			1 2,300		
Junior engineers.....			7 2,100		
Senior clerks.....	8 1,878	8 1,878	1 2,000		
Senior clerks.....			6 1,860		
Senior clerk.....			1 1,560		
Salary range, \$1,680 to \$2,040; average, \$1,860—					
Principal stenographers.....	4 1,725	4 1,725	1 1,860		
Principal stenographers.....			3 1,680		
Salary range, \$1,500 to \$1,860; average, \$1,680—					
Assistant clerks.....	4 1,605	4 1,605	1 1,620		
Assistant clerk.....			1 1,560		
Assistant clerks.....			2 1,500		
Salary range, \$1,320 to \$1,680; average, \$1,500—					
Junior clerks.....	14 1,397	6 1,500	1 1,560		
Junior clerks.....			1 1,440		
Junior clerks.....			2 1,320		
Junior stenographers.....	13 1,320	6 1,320	1 1,680		
Junior stenographer.....			1 1,560		
Junior stenographer.....			1 1,440		
Junior stenographers.....			2 1,320		
Total average number of employees.....	107	64	69		
Total salaries and wages, field service.....	222,760.00	144,360.00	132,471.19		
The difference between 1927 and 1926 is due to increase in force, \$78,400.					
01 Total personal services.....	267,400.00	188,320.00	132,471.19		
Supplies and materials:					
0200 Stationery and office supplies.....	2,000.00	500.00	308.21		
0220 Scientific and educational supplies.....	700.00	300.00	308.33		
0230 Fuel.....	4,500.00	875.00	208.86		
0280 Sundry supplies.....	800.00	600.00	506.33		
02 Total supplies and materials.....	8,000.00	2,275.00	1,331.73		
04 Storage of motor trucks.....	1,500.00	350.00			
Communication service:					
0500 Telegraph service.....	700.00	100.00	57.80		
0510 Telephone service.....	2,800.00	1,800.00	1,616.45		
0520 Other communication service.....	300.00	150.00	51.22		
05 Total communication service.....	3,800.00	2,050.00	1,725.47		
Travel expenses:					
0610 Local transportation.....	1,000.00	800.00	747.48		
0615 Transportation.....	13,950.00	8,450.00	8,217.68		
0616 Subsistence.....	29,250.00	5,800.00	5,787.16		
06 Total travel expenses.....	43,200.00	15,050.00	14,752.32		
07 Transportation of things (service).....	800.00	300.00	237.97		
11 Rents in buildings.....	2,700.00	1,700.00	1,694.00		
Repairs and alterations:					
1280 Repairs and maintenance.....	2,000.00	200.00			
1290 Special and miscellaneous repairs and alterations.....	700.00	300.00	270.03		
12 Total repairs and alterations.....	2,700.00	500.00	270.03		
13 Special and miscellaneous current expenses.....	100.00	100.00	50.58		
Equipment:					
3000 Motor vehicles (trucks).....	9,600.00		3,200.00		
3010 Furniture and fixtures.....	1,500.00	1,300.00	1,277.62		
3017 Office machinery and devices.....	3,000.00	2,000.00	1,884.31		
3020 Educational and scientific.....	7,200.00	5,080.00	4,392.70		
3050 Other equipment.....	2,500.00	1,500.00	1,215.99		
30 Total equipment.....	23,800.00	9,880.00	11,970.62		
Total.....	354,000.00	220,525.00	206,090.63		

Estimates of appropriations required for the service of the fiscal year ending June 30, 1927—Continued

General object (title of appropriation), date of acts, references to Statutes at Large, or to Revised Statutes, and estimated amount required for each detailed object				Total amount to be appropriated under each head of appropriation	Amount appropriated for the fiscal year ending June 30, 1926
Salaries, Shipping Service—					
Shipping commissioners: For salaries of shipping commissioners (<i>acts June 26, 1884, vol. 23, p. 59, sec. 27; June 19, 1886, vol. 24, p. 79, sec. 1; Feb. 14, 1903, vol. 32, p. 826, sec. 4; July 16, 1914, vol. 38, p. 501, sec. 1; Feb. 27, 1925, vol. 43, p. 1014</i>)				\$37, 700. 00	\$37, 700. 00
	Estimated expenditures, 1927 appropriation	Estimated expenditures, 1926 appropriation	Expended and obligated, 1925		
Field service:					
Salary and wages—	Average—	Average—	Average—		
Salary range, \$5,200 to \$6,000; average, \$5,600—	No. 1 Salary \$5,000	No. 1 Salary \$5,000	No. 1 Salary \$5,000		
Shipping commissioner	3 4,000	3 4,000	3 4,000		
Salary range, \$3,800 to \$5,000; average, \$4,400—					
Shipping commissioners	2 3,000	2 3,000	2 3,000		
Salary range, \$3,300 to \$3,900; average, \$3,600—					
Shipping commissioners	1 3,000	1 3,000	1 3,000		
Salary range, \$3,000 to \$3,600; average, \$3,300—					
Shipping commissioner	4 2,400	4 2,400	3½ 2,400		
Salary range, \$2,400 to \$3,000; average, \$2,700—					
Shipping commissioners	1 2,100	1 2,100	1 2,100		
Salary range, \$2,100 to \$2,700; average, \$2,400—					
Shipping commissioner	12 37,700.00	12 37,700.00	11½ 37,051.22		
01 Total average number of employees					
Total salaries and wages, field service					
Clerk Hire, Shipping Service—					
Clerk hire: For compensation, to be fixed by the Secretary of Commerce, to each person or clerk in the offices of shipping commissioners (<i>act June 19, 1886, vol. 24, p. 79, sec. 1; Feb. 14, 1903, vol. 32, p. 826, sec. 4; July 16, 1914, vol. 38, p. 501, sec. 1; Feb. 27, 1925, vol. 43, p. 1014</i>)				\$9, 040. 00	\$9, 040. 00
	Estimated expenditures, 1927 appropriation	Estimated expenditures, 1926 appropriation	Expended and obligated, 1925		
Field service, commissioners:					
Salary and wages—	Average—	Average—	Average—		
Salary range, \$3,000 to \$3,600; average, \$3,800—	No. 1 Salary \$3,000	No. 1 Salary \$3,000	No. 1 Salary \$3,000		
Deputy shipping commissioner	3 2,400	3 2,400	3 2,400		
Salary range, \$2,700 to \$3,300; average, \$3,000—					
Deputy shipping commissioners	1 2,100	1 2,100	1 2,100		
Salary range, \$2,400 to \$3,000; average, \$2,700—					
Deputy shipping commissioner	1 2,000	1 2,000	1 2,000		
Salary range, \$2,100 to \$2,700; average, \$2,400—					
Deputy shipping commissioner	1 1,860	1 1,860	1½ 1,860		
Deputy shipping commissioners	2 1,680	2 1,680	3¾ 1,680		
Salary range, \$1,860 to \$2,400; average, \$2,100—					
Deputy shipping commissioners	7 1,800	7 1,800	4½ 1,800		
Deputy shipping commissioners					
Deputy shipping commissioners	3 1,740	3 1,740	3½ 1,740		
Deputy shipping commissioners	3 1,620	3 1,620	1½ 1,620		
Deputy shipping commissioners	6 1,560	6 1,560	4½ 1,560		
Salary range, \$1,680 to \$2,040; average, \$1,860—					
Deputy shipping commissioner	1 1,380	1 1,380	½ 1,380		
Salary range, \$1,500 to \$1,860; average, \$1,680—					
Deputy shipping commissioner	7 1,500	7 1,500	6½ 1,500		
Deputy shipping commissioners					
Deputy shipping commissioners	2½ 1,440				
Deputy shipping commissioners	1½ 1,320				
Deputy shipping commissioner	1 1,200	1 1,200	1 1,200		
Total average number of employees	37 64,640.00	37 64,640.00	37½ 63,530.49		
01 Total salaries and wages, field service					
Field service, clerical force:					
Salary and wages—					
Salary range, \$2,400 to \$3,000; average, \$2,700—					
Clerk	1 2,100	1 2,100	1 2,100		
Salary range, \$2,100 to \$2,700; average, \$2,400—					
Clerk	1 2,000	1 2,000	1 2,000		
Clerk	1 1,860	1 1,860	½ 1,860		
Salary range, \$1,860 to \$2,400; average, \$2,100—					
Clerk	1 1,560	1 1,560	½ 1,560		
Clerks	1 1,500	1 1,500	2½ 1,500		
Clerk	1 1,380	1 1,380	1½ 1,380		
Clerk			½ 1,320		
Salary range, \$1,680 to \$2,040; average, \$1,860—					
Clerk	4 1,380	4 1,380	½ 1,440		
Clerks	1 1,320	1 1,320	½ 1,380		
Clerks			2½ 1,320		
Salary range, \$1,500 to \$1,860; average, \$1,680—					
Clerk	1 1,380	1 1,380	½ 1,380		
Clerks	3 1,320	3 1,320	1½ 1,320		
Salary range, \$1,320 to \$1,680; average, \$1,500—					
Clerks	1 1,320	1 1,320	1½ 1,320		
Salary range, \$900 to \$1,260; average, \$1,080—					
Clerk	1 900	1 900	½ 900		
Total average number of employees	17 24,400.00	17 24,400.00	15½ 23,995.71		
01 Total salaries and wages, field service					
01 Total personal services	89,040.00	89,040.00	87,526.20		

Estimates of appropriations required for the service of the fiscal year ending June 30, 1927—Continued

General object (title of appropriation), date of acts, references to Statutes at Large, or to Revised Statutes, and estimated amount required for each detailed object				Total amount to be appropriated under each head of appropriation	Amount appropriated for the fiscal year ending June 30, 1925
Contingent Expenses, Shipping Service— Contingent expenses: For rent, stationery, and other requisites for transaction of the business of shipping commissioners' offices, and for janitor in the commissioners' office at New York; in all (<i>acts June 19, 1886, vol. 24, p. 79, sec. 1; Feb. 14, 1903, vol. 32, p. 826, sec. 4; July 16, 1914, vol. 38, p. 501, sec. 1; Feb. 27, 1925, vol. 43, p. 1014</i>) -----				\$9,980.00	\$9,980.00
	Estimated expenditures, 1927 appropriation	Estimated expenditures, 1926 appropriation	Expended and obligated, 1925		
Field service:	<i>Average—</i> <i>No. 5 Salary</i>	<i>Average—</i> <i>No. 5 Salary</i>	<i>Average—</i> <i>No. 5 Salary</i>		
01 Total average number of employees.....	5	5	5		
01 Total salaries and wages, field service.....	2,184.00	2,184.00	2,004.50		
Supplies and materials:					
0220 Scientific and educational supplies.....	100.00	100.00	90.00		
0230 Fuel.....	250.00	250.00	251.41		
0280 Sundry supplies.....	100.00	100.00	96.39		
02 Total supplies and materials.....	450.00	450.00	437.80		
Communication service:					
0510 Telephone service.....	1,745.00	1,745.00	1,560.58		
0520 Other communication service.....	10.00	10.00	8.00		
05 Total communication service.....	1,755.00	1,755.00	1,568.58		
Travel expenses:					
0610 Local transportation.....	1,300.00	1,300.00	1,309.48		
0615 Transportation.....			38.50		
0616 Subsistence.....			9.85		
06 Total travel expense.....	1,300.00	1,300.00	1,358.83		
07 Transportation of things (service).....	70.00	70.00	72.71		
10 Furnishing of heat, light, power, water, and electricity.....	10.00	10.00	8.27		
11 Rents in buildings.....	3,703.00	3,703.00	3,536.00		
12 Repairs and alterations.....	50.00	50.00	55.80		
13 Special and miscellaneous current expenses.....	95.00	95.00	95.37		
Equipment:					
3010 Furniture and fixtures.....	150.00	150.00	321.94		
3017 Office machinery and devices.....	213.00	213.00	510.01		
3050 Other equipment.....			9.84		
30 Total equipment.....	363.00	363.00	841.79		
Total.....	9,980.00	9,980.00	9,979.73		
Miscellaneous Indefinite Appropriations— Refunding penalties or charges erroneously exacted (<i>acts June 26, 1884, vol. 23, p. 59, sec. 26; Feb. 14, 1903, vol. 32, p. 829, sec. 10</i>) Refunding moneys erroneously received and covered (<i>R. S., p. 725, sec. 3689</i>) Refunding of tonnage taxes and light dues to citizens of Philippine Islands (<i>act July 1, 1916, vol. 39, p. 286, sec. 1</i>) -----				3,000.00	3,000.00
	Estimated expenditures, 1927 appropriation	Estimated expenditures, 1926 appropriation	Expended and obligated, 1925		
5300 Refunds of fines, penalties, and forfeitures.....	\$3,000.00	\$3,000.00	\$4,434.88		
Total, Bureau of Navigation -----				669,100.00	526,240.00

Estimates of appropriations required for the service of the fiscal year ending June 30, 1927—Continued

General object (title of appropriation), date of acts, references to Statutes at Large, or to Revised Statutes, and estimated amount required for each detailed object				Total amount to be appropriated under each head of appropriation		Amount appropriated for the fiscal year ending June 30, 1926	
BUREAU OF STANDARDS							
Salaries, Bureau of Standards— Salaries: For the director and other personal services in the District of Columbia in accordance with the classification act of 1923 (<i>act Mar. 3, 1901, vol. 31, p. 1449, secs. 1-10; Feb. 14, 1903, vol. 32, p. 826, sec. 4; Feb. 27, 1925, vol. 43, p. 1039</i>)				\$567, 320. 00		* \$561, 320. 00	
	Estimated expenditures, 1927 appropriation	Estimated expenditures, 1926 appropriation	Expended and obligated, 1925				
Departmental service:							
Salaries—							
Professional service—							
Grade 6, \$6,000 to \$7,500; average, \$6,750—							
Chief scientist (director)	No. 1 Salary \$6,500	No. 1 Salary \$6,500	No. 1 Salary \$7,375				
Grade 5, \$5,200 to \$6,000; average, \$5,600—							
Senior scientists (3 chiefs of divisions)	5 5,320	5 5,320	4½ 5,360				
Grade 4, \$3,800 to \$5,000; average, \$4,400—							
Scientists (chiefs of office)	21 3,933	21 3,933	20½ 3,884				
Grade 3, \$3,000 to \$3,600; average, \$3,300—							
Associate scientists	25 3,068	25 3,068	22½ 3,023				
Associate librarian	1 3,000	1 3,000	1½ 3,000				
Grade 2, \$2,400 to \$3,000; average, \$2,700—							
Assistant scientists	26 2,496	26 2,496	25½ 2,488				
Assistant librarian			1½ 2,400				
Grade 1, \$1,860 to \$2,400; average, \$2,111—							
Junior scientists	21 1,916	21 1,916	22 1,915				
Subprofessional service—							
Grade 7, \$2,100 to \$2,700; average, \$2,400—							
Principal scientific aid	1 2,300	1 2,300	1 2,300				
Principal laboratory mechanics	2 2,500	2 2,500	2 2,485				
Grade 6, \$1,860 to \$2,400; average, \$2,111—							
Senior scientific aids	4 1,875	4 1,875	4½ 1,920				
Senior laboratory mechanics	7 2,114	7 2,114	3½ 2,089				
Grade 5, \$1,680 to \$2,040; average, \$1,860—							
Scientific aid	1 1,740	1 1,740	1½ 1,860				
Laboratory mechanics	3 1,960	3 1,960	2½ 1,930				
Grade 4, \$1,500 to \$1,860; average, \$1,680—							
Assistant scientific aids	11 1,554	11 1,554	13½ 1,561				
Assistant laboratory mechanics	12 1,590	12 1,590	6½ 1,608				
Grade 3, \$1,320 to \$1,680; average, \$1,500—							
Junior scientific aids	13 1,371	13 1,371	16½ 1,331				
Junior laboratory mechanics	3 1,320	1 1,320	4 1,443				
Grade 2, \$1,140 to \$1,500; average, \$1,320—							
Under laboratory apprentices	13 1,154	10 1,158	10 1,154				
Under laboratory mechanics	4 1,170	4 1,170					
Grade 1, \$900 to \$1,260; average, \$1,080—							
Minor laboratory apprentices	13 928	13 928	11½ 913				
Minor laboratory mechanics	4 975	4 975	5½ 964				
Clerical, administrative, and fiscal service—							
Grade 11, \$3,900 to \$5,000; average, \$4,400—							
Administrative officer			1 3,800				
Grade 10, \$3,300 to \$3,900; average, \$3,600—							
Junior administrative officer	1 3,600	1½ 3,600					
Grade 9, \$3,000 to \$3,600; average, \$3,300—							
Senior administrative assistants	2 3,150	2½ 3,161	3 3,200				
Grade 7, \$2,400 to \$3,000; average, \$2,700—							
Junior administrative assistants	3 2,667	3 2,667	2 2,650				
Grade 6, \$2,100 to \$2,700; average, \$2,400—							
Principal clerks	2 2,550	2 2,550	2 2,550				
Grade 5, \$1,860 to \$2,400; average, \$2,111—							
Senior clerks	2 2,200	2 2,200	2 2,200				
Grade 4, \$1,680 to \$2,040; average, \$1,860—							
Clerks	2 1,890	2 1,890	2½ 1,860				
Clerk-stenographer	1 1,860	1 1,860	1 1,695				
Grade 3, \$1,500 to \$1,860; average, \$1,680—							
Assistant clerks	3 1,600	3 1,600	4 1,635				
Grade 2, \$1,320 to \$1,680; average, \$1,500—							
Junior clerks	8 1,455	7 1,474	8½ 1,438				
Grade 1, \$1,140 to \$1,500; average, \$1,320—							
Underclerks	7 1,251	7 1,251	7½ 1,201				
Custodial service—							
Grade 9, \$2,100 to \$2,700; average, \$2,400—							
Assistant mechanical superintendent	1 2,700	1 2,700	1 2,700				
Foreman electrician	1 2,200	1 2,200					
Grade 7, \$1,680 to \$2,040; average, \$1,860—							
Senior mechanic	1 1,860	1 1,860	1 1,860				
Grade 6, \$1,500 to \$1,860; average, \$1,680—							
Mechanics	13 1,528	5 1,536	4½ 1,539				
Grade 5, \$1,320 to \$1,680; average, \$1,500—							
Principal guard	1 1,320						
Grade 4, \$1,140 to \$1,500; average, \$1,320—							
Undermechanics	6 1,140	1 1,140	1½ 1,202				
Assistant foreman	1 1,140						
Grade 3, \$1,020 to \$1,260; average, \$1,140—							
Messenger	1 1,020	1 1,020	1 1,020				
Senior laborers			8½ 1,027				
Minor mechanics	5 1,062	5 1,062	5 1,060				
Grade 2, \$900 to \$1,140; average, \$1,020—							
Assistant messengers	4 930	4 930	1½ 900				
Junior laborers	20 900						
Grade 1, \$600 to \$780; average, \$690—							
Junior messengers	7 651	6 640	6½ 709				
Total average number of employees	292	241	239				
Total salaries, departmental service	567, 320	511, 760	497, 393				

* Includes \$49,560 appropriated for 1926 under "Public buildings and public parks."

Estimates of appropriations required for the service of the fiscal year ending June 30, 1927—Continued

General object (title of appropriation), date of acts, references to Statutes at Large, or to Revised Statutes, and estimated amount required for each detailed object				Total amount to be appropriated under each head of appropriation	Amount appropriated for the fiscal year ending June 30, 1926
Equipment, Bureau of Standards—					
Equipment: For apparatus, machinery, tools, and appliances used in connection with buildings or work of the bureau, typewriters, adding machines, and other labor-saving devices, laboratory supplies, materials, and supplies used in the construction of apparatus, machinery, or other appliances, including their exchange; piping, wiring, and construction incident to the installation of apparatus, machinery, or appliances; furniture for laboratories and offices, cases for apparatus, including \$18,000 for repairs and necessary alterations to buildings: <i>Provided, That the responsibility for the care, maintenance, and protection of the buildings occupied by the Bureau of Standards of the Department of Commerce in the District of Columbia and the disbursement of the funds appropriated therefor, together with all the machinery, tools, equipment, and supplies used, or for use, in connection therewith, shall be transferred on July 1, 1926, from the office of Public Buildings and Public Parks of the National Capital to the Secretary of Commerce (acts Mar. 3, 1901, vol. 31, p. 1449, secs. 1-10; Feb. 14, 1903, vol. 32, p. 826, sec. 4; Feb. 27, 1925, vol. 43, p. 1039)</i>				\$88,000.00	* \$88,000.00
	Estimated expenditures, 1927 appropriation	Estimated expenditures, 1926 appropriation	Expended and obligated, 1925		
Supplies and materials:					
0200 Stationery and office supplies.....	\$7,100.00	\$1,600.00	\$1,652.40		
0220 Scientific supplies.....	8,500.00	8,500.00	8,398.78		
0234 Gas.....	2,000.00	2,000.00	2,000.00		
0280 Sundry supplies.....	3,800.00	3,800.00	3,770.75		
0290 Materials.....	4,000.00	4,000.00	4,069.48		
02 Total supplies and materials.....	19,900.00	19,900.00	19,891.41		
07 Transportation of things.....	500.00	500.00	600.00		
10 Furnishing of heat, light, and power.....	8,600.00	8,600.00	8,600.00		
12 Repairs and alterations.....	19,500.00	1,500.00	1,448.02		
13 Special and miscellaneous current expenses.....	150.00	150.00	126.85		
Equipment:					
3010 Furniture, furnishings, and fixtures.....	6,350.00	6,350.00	6,909.57		
3022 Scientific equipment.....	28,000.00	28,000.00	27,952.31		
3050 Other equipment.....	5,000.00	5,000.00	5,273.75		
30 Total equipment.....	39,350.00	39,350.00	40,135.63		
Total.....	88,000.00	70,000.00	70,501.91		
General Expenses, Bureau of Standards—					
General expenses: For fuel for heat, light, and power; office expenses, stationery, cleaning and toilet supplies, books and periodicals, which may be exchanged when not needed for permanent use; traveling expenses (including expenses of attendance upon meetings of technical and professional societies when required in connection with standardization, testing, or other official work of the bureau); street-car fares not exceeding \$100; expenses of the visiting committee; expenses of attendance of American member at the meeting of the International Committee of Weights and Measures; purchase of gloves, goggles, rubber boots, and aprons; supplies for operation, maintenance, and repair of passenger automobiles and motor trucks for official use, including their exchange; and contingencies of all kinds (acts Mar. 3, 1901, vol. 31, p. 1449, secs. 1-10; Feb. 14, 1903, vol. 32, p. 826, sec. 4; Feb. 27, 1925, vol. 43, p. 1039)				68,355.00	* 68,355.00
	Estimated expenditures, 1927 appropriation	Estimated expenditures, 1926 appropriation	Expended and obligated, 1925		
Supplies and materials:					
0200 Stationery and office supplies.....	\$7,100.00	\$7,100.00	\$7,142.93		
0205 Cleaning and toilet supplies.....	2,000.00				
0231 Coal.....	22,355.00	8,500.00	8,686.18		
0235 Special and miscellaneous fuel.....	850.00	850.00	830.40		
0240 Wearing apparel.....	350.00	350.00			
0280 Sundry supplies.....	900.00	900.00	883.64		
02 Total supplies and materials.....	33,555.00	17,700.00	17,543.15		
Communication service:					
0500 Telegraph service.....	600.00	600.00	588.98		
0510 Telephone service.....	3,400.00	3,400.00	3,380.40		
05 Total communication service.....	4,000.00	4,000.00	3,969.38		
06 Travel expenses.....	8,500.00	8,500.00	8,582.87		
07 Transportation of things.....	3,500.00	3,500.00	3,542.04		
09 Advertising.....			20.00		
10 Furnishing heat, light, and power.....	9,000.00				
12 Repairs and alterations.....	850.00	850.00	837.43		
13 Special and miscellaneous current expenses.....	100.00	100.00	85.00		
Equipment:					
3000 Passenger-carrying vehicles.....	1,000.00	2,650.00	83.73		
3021 Library stock.....	6,500.00	5,000.00	6,312.97		
3053 Transportation and conveying equipment.....	1,350.00	1,200.00	1,252.48		
30 Total equipment.....	8,850.00	8,850.00	7,649.18		
Total.....	68,355.00	43,500.00	42,229.05		

* Includes \$18,000 appropriated for 1926 under "Public buildings and public parks."

* Includes \$24,855 appropriated for 1926 under "Public buildings and public parks."

66010-25†-23

Estimates of appropriations required for the service of the fiscal year ending June 30, 1927—Continued

General object (title of appropriation), date of acts, references to Statutes at Large, or to Revised Statutes, and estimated amount required for each detailed object				Total amount to be appropriated under each head of appropriation	Amount appropriated for the fiscal year ending June 30, 1926
Improvement and Care of Grounds, Bureau of Standards— Improvement and care of grounds: For grading, construction of roads and walks, piping grounds for water supply, lamps, wiring for lighting purposes, and other expenses incident to the improvement and care of grounds, including foreman and laborers in the District of Columbia, [\$11,000] \$12,000, of which amount not to exceed [\$7,740] \$8,760 may be expended for personal services in the District of Columbia (<i>acts Mar. 3, 1901, vol. 31, p. 1449, secs. 1-10; Feb. 14, 1903, vol. 32, p. 826, sec. 4; Feb. 27, 1925, vol. 43, p. 1039</i>)				\$12,000.00	\$11,000.00
	Estimated expenditures, 1927 appropriation	Estimated expenditures, 1926 appropriation	Expended and obligated, 1925		
Departmental service:					
Salaries—					
Subprofessional service—					
Grade 5, \$1,680 to \$2,040; average, \$1,860—	Average— No. Salary	Average— No. Salary	Average— No. Salary		
Foreman gardener.....	1 \$1,860	1 \$1,860	1 \$1,860		
Custodial service—					
Grade 3, \$1,020 to \$1,260; average, \$1,140—					
Senior laborers.....	6½ 1,028	5½ 1,029	2 1,020		
Grade 2, \$900 to \$1,140; average, \$1,020—					
Junior laborer.....			2½ 960		
Total average number of employees.....	7½	6½	5½		
Total salaries, departmental service.....	8,760.00	7,740.00	5,598.18		
The difference between 1927 and 1926 is due to increase in force, \$1,020.					
Deduct expenditures for personal services included in objects named below.....	3,800.00	3,500.00	3,000.00		
01 Total salaries, departmental service.....	4,960.00	4,240.00	2,598.18		
Supplies and materials:					
0280 Sundry supplies.....	500.00	500.00	644.14		
0290 Materials.....	200.00	200.00	172.89		
02 Total supplies and materials.....	700.00	700.00	817.03		
12 Repairs and alterations.....	100.00	100.00	66.00		
30 Equipment.....	250.00	250.00	275.70		
Structures and parts, etc.:					
3210 Other structures.....	4,510.00	4,510.00	6,360.41		
3220 Nonstructural improvements.....	1,200.00	1,200.00	1,180.00		
32 Total structures and parts, etc.....	5,710.00	5,710.00	7,540.41		
Total.....	12,000.00	11,000.00	11,297.32		
Testing Structural Materials, Bureau of Standards— Testing structural materials: For continuation of the investigation of structural materials, such as stone, clays, cement, and so forth, including personal services in the District of Columbia and in the field, \$230,000, of which amount not to exceed [\$168,180] \$180,000 may be expended for personal services in the District of Columbia: <i>Provided, That as much of this sum as necessary shall be used to collect and disseminate such scientific, practical, and statistical information as may be procured, showing or tending to show approved methods in building, planning, and construction, standardization, and adaptability of structural units, including building materials and codes, economy in the manufacture and utilization of building materials and supplies, and such other matters as may tend to encourage, improve, and cheapen construction and housing (acts Mar. 3, 1901, vol. 31, p. 1449, secs. 1-10; Feb. 14, 1903, vol. 32, p. 826, sec. 4; Feb. 27, 1925, vol. 43, p. 1039)</i>				230,000.00	230,000.00
	Estimated expenditures, 1927 appropriation	Estimated expenditures, 1926 appropriation	Expended and obligated, 1925		
Departmental service:					
Salaries—					
Professional service—					
Grade 5, \$5,200 to \$6,000; average, \$5,600—	Average— No. Salary	Average— No. Salary	Average— No. Salary		
Senior scientists (chiefs of Divisions VII and Housing).....	5 \$5,560	4½ \$5,502	5 \$5,423		
Grade 4, \$3,800 to \$5,000; average, \$4,400—					
Scientists.....	3 3,867	3 3,867	2½ 3,848		
Grade 3, \$3,000 to \$3,600; average, \$3,300—					
Associate scientists.....	8 3,063	6 3,033	9½ 3,024		
Grade 2, \$2,400 to \$3,000; average, \$2,700—					
Assistant scientists.....	9 2,522	9 2,522	7½ 2,488		
Grade 1, \$1,860 to \$2,400; average, \$2,111—					
Junior scientists.....	13 1,889	13 1,889	9½ 1,884		

Estimates of appropriations required for the service of the fiscal year ending June 30, 1927—Continued

General object (title of appropriation), date of acts, references to Statutes at Large, or to Revised Statutes, and estimated amount required for each detailed object	Total amount to be appropriated under each head of appropriation				Amount appropriated for the fiscal year ending June 30, 1926
Testing Structural Materials, Bureau of Standards—Continued.					
	Estimated expenditures, 1927 appropriation		Estimated expenditures, 1926 appropriation		Expended and obligated, 1925
Departmental service—Continued.					
Salaries—Continued.					
Subprofessional service—					
Grade 6, \$1,860 to \$2,400; average, \$2,111—	Average—		Average—		Average—
Senior scientific aids.....	No.	Salary	No.	Salary	No.
Senior laboratory mechanic.....	2	\$1,860	1	\$1,860	1
Grade 5, \$1,680 to \$2,040; average, \$1,860—					
Scientific aid.....	1	1,680	1	1,680	1
Grade 4, \$1,500 to \$1,860; average, \$1,680—					
Assistant scientific aids.....	3	1,720	3	1,720	3
Assistant laboratory mechanic.....	1	1,680	1	1,680	
Grade 3, \$1,320 to \$1,680; average, \$1,500—					
Junior scientific aid.....					1
Junior laboratory mechanic.....					1
Grade 2, \$1,140 to \$1,500; average, \$1,320—					
Underscientific helpers.....	4	1,245	4	1,245	2
Grade 1, \$900 to \$1,260; average, \$1,080—					
Minor scientific helper.....					1
Minor laboratory mechanics.....	3	980	3	980	2
Clerical, administrative, and fiscal service—					
Grade 8, \$2,700 to \$3,300; average, \$3,000—					
Administrative assistant.....	1	3,000	1	3,000	1
Grade 7, \$2,400 to \$3,000; average, \$2,700—					
Assistant business specialists.....	2	2,500	2	2,500	1
Grade 5, \$1,860 to \$2,400; average, \$2,111—					
Senior clerk-stenographers.....	3	2,167	3	2,167	3
Grade 4, \$1,680 to \$2,040; average, \$1,860—					
Clerk-stenographers.....	6	1,820	6	1,820	6
Grade 3, \$1,500 to \$1,860; average, \$1,680—					
Assistant clerk-stenographers.....	4	1,725	4	1,725	7
Grade 2, \$1,320 to \$1,680; average, \$1,500—					
Junior clerk-stenographers.....	5	1,464	5	1,464	6
Grade 1, \$1,140 to \$1,500; average, \$1,320—					
Under clerk.....	1	1,140	1	1,140	1
Custodial service—					
Grade 5, \$1,320 to \$1,680; average, \$1,500—					
Junior mechanic.....	1	1,440	1	1,440	1
Grade 3, \$1,020 to \$1,260; average, \$1,140—					
Messenger.....	1	1,080	1	1,080	1
Senior laborer.....	1	1,200	1	1,200	1
Grade 2, \$900 to \$1,140; average, \$1,020—					
Junior laborers.....	4	1,035	4	1,035	3
Total average number of employees.....	81		77		80
Total salaries, departmental service.....	180,000.00		168,180.00		176,063.62
The difference between 1927 and 1926 is due to increase in force, \$11,820.					
Deduct expenditures for personal services included in objects named below.....					3,200.00
01 Total salaries, departmental service.....	180,000.00		168,180.00		172,863.62
Field service:					
Salaries and wages—					
Salary range, \$3,000 to \$3,600; average, \$3,300—					
Associate chemist in charge.....	1	3,000	1	3,000	1
Salary range, \$2,400 to \$3,000; average, \$2,700—					
Assistant scientist.....	1	2,700	1	2,700	1
Salary range, \$1,860 to \$2,400; average, \$2,100—					
Senior scientific aids.....	3	1,960	3	1,960	2
Salary range, \$1,320 to \$1,680; average, \$1,500—					
Junior scientific aids.....	5	1,536	5	1,536	5
Total average number of employees.....	10		10		9
Total salaries and wages, field service.....	19,260.00		19,260.00		18,506.00
01 Total personal services.....	199,260.00		187,440.00		191,369.62
Supplies and materials:					
0200 Stationery and office supplies.....	150.00		150.00		94.77
0220 Scientific supplies.....	2,000.00		2,000.00		1,933.82
0230 Fuel.....	350.00		350.00		337.66
0280 Sundry supplies.....	2,500.00		2,750.00		2,592.51
0290 Materials.....	5,600.00		6,000.00		5,452.06
02 Total supplies and materials.....	10,500.00		11,250.00		10,410.82
04 Storage.....	50.00		50.00		36.00
Communication service:					
0500 Telegraph service.....	50.00		100.00		65.97
0510 Telephone service.....	200.00		200.00		207.34
05 Total communication service.....	250.00		300.00		273.31
06 Travel.....	8,000.00		8,500.00		8,491.82
07 Transportation of things.....	1,000.00		1,300.00		1,279.01
10 Furnishing of heat, light, and power.....	500.00		500.00		230.75

Estimates of appropriations required for the service of the fiscal year ending June 30, 1927—Continued

General object (title of appropriation), date of acts, references to Statutes at Large, or to Revised Statutes, and estimated amount required for each detailed object				Total amount to be appropriated under each head of appropriation	Amount appropriated for the fiscal year ending June 30, 1926
Testing Structural Materials, Bureau of Standards—Continued.					
	Estimated expenditures, 1927 appropriation	Estimated expenditures, 1926 appropriation	Expended and obligated, 1925		
Rents:					
1100 Rent.....	\$800.00	\$600.00	\$480.00		
1110 Other rents.....			14.25		
11 Total rents.....	600.00	600.00	494.25		
12 Repairs and alterations.....	1,000.00	1,200.00	1,125.88		
13 Special and miscellaneous current expenses.....	2,000.00	2,500.00	2,192.66		
Equipment:					
3022 Scientific equipment.....	5,340.00	13,860.00	12,616.96		
3050 Other equipment.....	1,500.00	2,500.00	2,466.41		
30 Total equipment.....	6,840.00	16,360.00	15,083.37		
Total.....	230,000.00	230,000.00	230,987.49		
Testing Machines, Bureau of Standards—					
Testing machines: For maintenance and operation of testing machines, including personal services in connection therewith in the District of Columbia and in the field, for the determination by the Bureau of Standards of the physical constants and the properties of materials as authorized by law, \$38,000, of which amount not to exceed \$34,020 may be expended for personal services in the District of Columbia (<i>acts Mar. 3, 1901, vol. 31, p. 1449, secs. 1-10; Feb. 14, 1903, vol. 32, p. 826, sec. 4; Feb. 27, 1925, vol. 43, p. 1040</i>).....				\$38,000.00	\$38,000.00
	Estimated expenditures, 1927 appropriation	Estimated expenditures, 1926 appropriation	Expended and obligated, 1925		
Departmental service:					
Salaries—					
Professional service—	<i>Average—</i>	<i>Average—</i>	<i>Average—</i>		
Grade 4, \$3,800 to \$5,000; average, \$4,400—	<i>No. Salary</i>	<i>No. Salary</i>	<i>No. Salary</i>		
Scientist.....	1 \$4,400	1 \$4,400	2½ \$3,992		
Grade 3, \$3,000 to \$3,600; average, \$3,300—					
Associate scientists.....	2 3,050	2 3,050	1½ 3,000		
Grade 2, \$2,400 to \$3,000; average, \$2,700—					
Assistant scientist.....	½ 2,400	½ 2,400	1 2,400		
Subprofessional service—					
Grade 7, \$2,100 to \$2,700; average, \$2,400—					
Principal laboratory mechanic.....	1 2,400	1 2,400	½ 2,376		
Grade 6, \$1,860 to \$2,400; average, \$2,111—					
Senior laboratory mechanic.....	1 1,860	1 1,860	½ 1,860		
Grade 5, \$1,680 to \$2,040; average, \$1,860—					
Laboratory mechanic.....	1 1,800	1 1,800	½ 1,761		
Grade 4, \$1,500 to \$1,860; average, \$1,680—					
Assistant scientific aids.....	2 1,710	2 1,710	1½ 1,680		
Assistant laboratory mechanic.....	1 1,740	1 1,740	½ 1,680		
Grade 3, \$1,320 to \$1,680; average, \$1,500—					
Junior scientific aid.....	1 1,380	1 1,380	1½ 1,320		
Grade 2, \$1,140 to \$1,500; average, \$1,320—					
Under scientific helpers.....	2 1,230	2 1,230	½ 1,301		
Grade 1, \$900 to \$1,260; average, \$1,080—					
Minor scientific helper.....	1 960	1 960	½ 916		
Clerical, administrative, and fiscal service—					
Grade 4, \$1,680 to \$2,040; average, \$1,860—					
Clerk-stenographer.....			½ 1,680		
Grade 2, \$1,320 to \$1,680; average, \$1,500—					
Junior clerk-typist.....	1 1,380	1 1,380	½ 1,320		
Custodial service—					
Grade 7, \$1,680 to \$2,040; average, \$1,860—					
Senior mechanic.....	1 1,680	1 1,680	1 1,680		
Grade 6, \$1,500 to \$1,860; average, \$1,680—					
Mechanic.....	1 1,860	1 1,860	1 1,860		
Grade 2, \$900 to \$1,140; average, \$1,020—					
Junior laborer.....	1 960	1 960	½ 960		
Total average number of employees.....	17½	17½	15½		
Total salaries, departmental service.....	34,020.00	34,020.00	32,525.55		
Deduct expenditures for personal services included in objects named below.....	2,700.00	2,700.00	1,680.00		
01 Total salaries, departmental service.....	31,320.00	31,320.00	30,845.55		
Supplies and materials:					
0220 Scientific supplies.....	300.00	300.00	325.18		
0280 Sundry supplies.....	350.00	350.00	363.60		
0290 Materials.....	150.00	150.00	133.31		
02 Total supplies and materials.....	800.00	800.00	822.09		
06 Travel expenses.....	200.00	200.00	183.22		
10 Furnishing of heat, light, and power.....	300.00	300.00	300.00		
12 Repairs and alterations.....	50.00	50.00	26.60		
30 Equipment.....	5,330.00	5,330.00	7,195.13		
Total.....	38,000.00	38,000.00	39,372.59		

Estimates of appropriations required for the service of the fiscal year ending June 30, 1927—Continued

General object (title of appropriation), date of acts, references to Statutes at Large, or to Revised Statutes, and estimated amount required for each detailed object				Total amount to be appropriated under each head of appropriation	Amount appropriated for the fiscal year ending June 30, 1926																																																																																																																																																																																
<p>Investigation of Fire-Resisting Properties, Bureau of Standards— Investigation of fire-resisting properties: For investigation of fire-resisting properties of building materials and conditions under which they may be most efficiently used, and for the standardization of types of appliances for fire prevention, including personal services in the District of Columbia and in the field, \$28,100, of which amount not to exceed \$22,640 may be expended for personal services in the District of Columbia (<i>acts Mar. 3, 1901, vol. 31, p. 1449, secs. 1-10; Feb. 14, 1903, vol. 32, p. 826, sec. 4; Feb. 27, 1925, vol. 43, p. 1040</i>) -----</p>				\$28, 100. 00	\$28, 100. 00																																																																																																																																																																																
<table><tr><th></th><th>Estimated expenditures, 1927 appropriation</th><th>Estimated expenditures, 1926 appropriation</th><th>Expended and obligated, 1925</th></tr><tr><td colspan="4">Departmental service:</td></tr><tr><td colspan="4">Salaries—</td></tr><tr><td colspan="4">Professional service—</td></tr><tr><td>Grade 5, \$5,200 to \$6,000; average, \$5,600—</td><td>Average—</td><td>Average—</td><td>Average—</td></tr><tr><td>Senior scientist.....</td><td>No. 1 Salary \$5,200</td><td>No. 1 Salary \$5,200</td><td>No. 1 Salary \$5,200</td></tr><tr><td>Grade 3, \$3,000 to \$3,600; average, \$3,300—</td><td></td><td></td><td></td></tr><tr><td>Associate scientist.....</td><td>1 3,600</td><td>1 3,600</td><td>1 3,600</td></tr><tr><td>Grade 2, \$2,400 to \$3,000; average, \$2,700—</td><td></td><td></td><td></td></tr><tr><td>Assistant scientist.....</td><td>1 2,600</td><td>1 2,600</td><td>1 2,500</td></tr><tr><td>Grade 1, \$1,860 to \$2,400; average, \$2,111—</td><td></td><td></td><td></td></tr><tr><td>Junior scientist.....</td><td>1 2,200</td><td>1 2,200</td><td>1 2,100</td></tr><tr><td colspan="4">Subprofessional service—</td></tr><tr><td>Grade 7, \$2,100 to \$2,700; average, \$2,400—</td><td></td><td></td><td></td></tr><tr><td>Principal laboratory mechanic.....</td><td></td><td></td><td>1 2,200</td></tr><tr><td>Grade 6, \$1,860 to \$2,400; average, \$2,111—</td><td></td><td></td><td></td></tr><tr><td>Senior laboratory mechanic.....</td><td>1 2,100</td><td>1 2,100</td><td>1 1,973</td></tr><tr><td>Grade 4, \$1,500 to \$1,860; average, \$1,680—</td><td></td><td></td><td></td></tr><tr><td>Assistant scientific aid.....</td><td></td><td></td><td>1 1,500</td></tr><tr><td>Grade 3, \$1,320 to \$1,680; average, \$1,500—</td><td></td><td></td><td></td></tr><tr><td>Junior laboratory mechanics.....</td><td>2 1,440</td><td>2 1,440</td><td>2 1,358</td></tr><tr><td>Grade 1, \$900 to \$1,260; average, \$1,080—</td><td></td><td></td><td></td></tr><tr><td>Minor laboratory apprentice.....</td><td>1 900</td><td>1 900</td><td>1 913</td></tr><tr><td colspan="4">Clerical, administrative, and fiscal service—</td></tr><tr><td>Grade 4, \$1,680 to \$2,040; average, \$1,860—</td><td></td><td></td><td></td></tr><tr><td>Clerk-stenographer.....</td><td>1 1,800</td><td>1 1,800</td><td>1 1,765</td></tr><tr><td colspan="4">Custodial service—</td></tr><tr><td>Grade 3, \$1,020 to \$1,260; average, \$1,140—</td><td></td><td></td><td></td></tr><tr><td>Senior laborer.....</td><td>1 1,140</td><td>1 1,140</td><td>1 1,053</td></tr><tr><td>Grade 2, \$900 to \$1,140; average, \$1,020—</td><td></td><td></td><td></td></tr><tr><td>Junior laborer.....</td><td>1 960</td><td>1 960</td><td>1 928</td></tr><tr><td>Total average number of employees.....</td><td>10 1/2</td><td>10 1/2</td><td>13</td></tr><tr><td>Total salaries, departmental service.....</td><td>22, 640. 00</td><td>22, 640. 00</td><td>25, 281. 07</td></tr><tr><td colspan="4">Supplies and materials:</td></tr><tr><td>0220 Scientific supplies.....</td><td>1, 600. 00</td><td>500. 00</td><td>1, 701. 78</td></tr><tr><td>0234 Gas.....</td><td>750. 00</td><td>500. 00</td><td>780. 00</td></tr><tr><td>0280 Sundry supplies.....</td><td>250. 00</td><td>100. 00</td><td>288. 27</td></tr><tr><td>0290 Materials.....</td><td>250. 00</td><td>100. 00</td><td>279. 76</td></tr><tr><td>02 Total supplies and materials.....</td><td>2, 850. 00</td><td>1, 200. 00</td><td>3, 049. 81</td></tr><tr><td>06 Travel.....</td><td>500. 00</td><td>60. 00</td><td>341. 29</td></tr><tr><td>07 Transportation of things.....</td><td>100. 00</td><td></td><td>92. 00</td></tr><tr><td>12 Repairs and alterations.....</td><td>100. 00</td><td>100. 00</td><td>33. 50</td></tr><tr><td>30 Equipment.....</td><td>1, 910. 00</td><td>4, 100. 00</td><td>112. 77</td></tr><tr><td>Total.....</td><td>28, 100. 00</td><td>28, 100. 00</td><td>28, 910. 44</td></tr></table>					Estimated expenditures, 1927 appropriation	Estimated expenditures, 1926 appropriation	Expended and obligated, 1925	Departmental service:				Salaries—				Professional service—				Grade 5, \$5,200 to \$6,000; average, \$5,600—	Average—	Average—	Average—	Senior scientist.....	No. 1 Salary \$5,200	No. 1 Salary \$5,200	No. 1 Salary \$5,200	Grade 3, \$3,000 to \$3,600; average, \$3,300—				Associate scientist.....	1 3,600	1 3,600	1 3,600	Grade 2, \$2,400 to \$3,000; average, \$2,700—				Assistant scientist.....	1 2,600	1 2,600	1 2,500	Grade 1, \$1,860 to \$2,400; average, \$2,111—				Junior scientist.....	1 2,200	1 2,200	1 2,100	Subprofessional service—				Grade 7, \$2,100 to \$2,700; average, \$2,400—				Principal laboratory mechanic.....			1 2,200	Grade 6, \$1,860 to \$2,400; average, \$2,111—				Senior laboratory mechanic.....	1 2,100	1 2,100	1 1,973	Grade 4, \$1,500 to \$1,860; average, \$1,680—				Assistant scientific aid.....			1 1,500	Grade 3, \$1,320 to \$1,680; average, \$1,500—				Junior laboratory mechanics.....	2 1,440	2 1,440	2 1,358	Grade 1, \$900 to \$1,260; average, \$1,080—				Minor laboratory apprentice.....	1 900	1 900	1 913	Clerical, administrative, and fiscal service—				Grade 4, \$1,680 to \$2,040; average, \$1,860—				Clerk-stenographer.....	1 1,800	1 1,800	1 1,765	Custodial service—				Grade 3, \$1,020 to \$1,260; average, \$1,140—				Senior laborer.....	1 1,140	1 1,140	1 1,053	Grade 2, \$900 to \$1,140; average, \$1,020—				Junior laborer.....	1 960	1 960	1 928	Total average number of employees.....	10 1/2	10 1/2	13	Total salaries, departmental service.....	22, 640. 00	22, 640. 00	25, 281. 07	Supplies and materials:				0220 Scientific supplies.....	1, 600. 00	500. 00	1, 701. 78	0234 Gas.....	750. 00	500. 00	780. 00	0280 Sundry supplies.....	250. 00	100. 00	288. 27	0290 Materials.....	250. 00	100. 00	279. 76	02 Total supplies and materials.....	2, 850. 00	1, 200. 00	3, 049. 81	06 Travel.....	500. 00	60. 00	341. 29	07 Transportation of things.....	100. 00		92. 00	12 Repairs and alterations.....	100. 00	100. 00	33. 50	30 Equipment.....	1, 910. 00	4, 100. 00	112. 77	Total.....	28, 100. 00	28, 100. 00	28, 910. 44		
	Estimated expenditures, 1927 appropriation	Estimated expenditures, 1926 appropriation	Expended and obligated, 1925																																																																																																																																																																																		
Departmental service:																																																																																																																																																																																					
Salaries—																																																																																																																																																																																					
Professional service—																																																																																																																																																																																					
Grade 5, \$5,200 to \$6,000; average, \$5,600—	Average—	Average—	Average—																																																																																																																																																																																		
Senior scientist.....	No. 1 Salary \$5,200	No. 1 Salary \$5,200	No. 1 Salary \$5,200																																																																																																																																																																																		
Grade 3, \$3,000 to \$3,600; average, \$3,300—																																																																																																																																																																																					
Associate scientist.....	1 3,600	1 3,600	1 3,600																																																																																																																																																																																		
Grade 2, \$2,400 to \$3,000; average, \$2,700—																																																																																																																																																																																					
Assistant scientist.....	1 2,600	1 2,600	1 2,500																																																																																																																																																																																		
Grade 1, \$1,860 to \$2,400; average, \$2,111—																																																																																																																																																																																					
Junior scientist.....	1 2,200	1 2,200	1 2,100																																																																																																																																																																																		
Subprofessional service—																																																																																																																																																																																					
Grade 7, \$2,100 to \$2,700; average, \$2,400—																																																																																																																																																																																					
Principal laboratory mechanic.....			1 2,200																																																																																																																																																																																		
Grade 6, \$1,860 to \$2,400; average, \$2,111—																																																																																																																																																																																					
Senior laboratory mechanic.....	1 2,100	1 2,100	1 1,973																																																																																																																																																																																		
Grade 4, \$1,500 to \$1,860; average, \$1,680—																																																																																																																																																																																					
Assistant scientific aid.....			1 1,500																																																																																																																																																																																		
Grade 3, \$1,320 to \$1,680; average, \$1,500—																																																																																																																																																																																					
Junior laboratory mechanics.....	2 1,440	2 1,440	2 1,358																																																																																																																																																																																		
Grade 1, \$900 to \$1,260; average, \$1,080—																																																																																																																																																																																					
Minor laboratory apprentice.....	1 900	1 900	1 913																																																																																																																																																																																		
Clerical, administrative, and fiscal service—																																																																																																																																																																																					
Grade 4, \$1,680 to \$2,040; average, \$1,860—																																																																																																																																																																																					
Clerk-stenographer.....	1 1,800	1 1,800	1 1,765																																																																																																																																																																																		
Custodial service—																																																																																																																																																																																					
Grade 3, \$1,020 to \$1,260; average, \$1,140—																																																																																																																																																																																					
Senior laborer.....	1 1,140	1 1,140	1 1,053																																																																																																																																																																																		
Grade 2, \$900 to \$1,140; average, \$1,020—																																																																																																																																																																																					
Junior laborer.....	1 960	1 960	1 928																																																																																																																																																																																		
Total average number of employees.....	10 1/2	10 1/2	13																																																																																																																																																																																		
Total salaries, departmental service.....	22, 640. 00	22, 640. 00	25, 281. 07																																																																																																																																																																																		
Supplies and materials:																																																																																																																																																																																					
0220 Scientific supplies.....	1, 600. 00	500. 00	1, 701. 78																																																																																																																																																																																		
0234 Gas.....	750. 00	500. 00	780. 00																																																																																																																																																																																		
0280 Sundry supplies.....	250. 00	100. 00	288. 27																																																																																																																																																																																		
0290 Materials.....	250. 00	100. 00	279. 76																																																																																																																																																																																		
02 Total supplies and materials.....	2, 850. 00	1, 200. 00	3, 049. 81																																																																																																																																																																																		
06 Travel.....	500. 00	60. 00	341. 29																																																																																																																																																																																		
07 Transportation of things.....	100. 00		92. 00																																																																																																																																																																																		
12 Repairs and alterations.....	100. 00	100. 00	33. 50																																																																																																																																																																																		
30 Equipment.....	1, 910. 00	4, 100. 00	112. 77																																																																																																																																																																																		
Total.....	28, 100. 00	28, 100. 00	28, 910. 44																																																																																																																																																																																		
<p>Investigation of Public Utility Standards, Bureau of Standards— Investigation of public-utility standards: For investigation of the standards of practice and methods of measurements of public utilities, such as gas, electric light, electric power, water, telephone, central station heating, and electric railway service, and the solution of the problems which arise in connection with standards in such service, including personal services in the District of Columbia and in the field, \$100,000, of which amount not to exceed \$90,000 may be expended for personal services in the District of Columbia (<i>acts Mar. 3, 1901, vol. 31, p. 1449, secs. 1-10; Feb. 14, 1903, vol. 32, p. 826, sec. 4; Feb. 27, 1925, vol. 43, p. 1040</i>) -----</p>				100, 000. 00	100, 000. 00																																																																																																																																																																																

Estimates of appropriations required for the service of the fiscal year ending June 30, 1927—Continued

General object (title of appropriation), date of acts, references to Statutes at Large, or to Revised Statutes, and estimated amount required for each detailed object				Total amount to be appropriated under each head of appropriation	Amount appropriated for the fiscal year ending June 30, 1926
<i>Investigation of Public Utility Standards, Bureau of Standards—Continued.</i>					
Departmental service—Continued.	Estimated expenditures, 1927 appropriation	Estimated expenditures, 1926 appropriation	Expended and obligated, 1925		
Salaries—Continued.					
Subprofessional service—	Average—	Average—	Average—		
Grade 6, \$1,860 to \$2,400; average, \$2,111—	No. 1 Salary \$2,100	No. 1 Salary \$2,100	No. 1 Salary \$2,100		
Senior laboratory mechanic.....	1	1	1		
Grade 5, \$1,680 to \$2,040; average, \$1,860—	2 1,740	2 1,740	1½ 1,718		
Laboratory mechanics.....	2	2	1½		
Grade 4, \$1,500 to \$1,860; average, \$1,680—	1 1,560	1 1,560	1½ 1,598		
Assistant scientific aid.....	1	1	1		
Assistant laboratory mechanic.....	1	1	1		
Grade 3, \$1,320 to \$1,680; average, \$1,500—	2 1,320	2 1,320			
Junior scientific aids.....	2	2			
Grade 2, \$1,140 to \$1,500; average, \$1,320—	2 1,200	2 1,200	1 1,200		
Under scientific helpers.....	2	2	1		
Grade 1, \$900 to \$1,260; average, \$1,080—	1 900	1 900	½ 900		
Minor laboratory apprentice.....	1	1	½		
Clerical, administrative, and fiscal service—					
Grade 8, \$2,700 to \$3,300; average, \$3,000—	1 2,700	1 2,700	½ 2,400		
Administrative assistant.....	1	1	½		
Grade 5, \$1,860 to \$2,400; average, \$2,111—	2 2,010	2 2,010	2½ 2,145		
Senior clerk-stenographers.....	2	2	2½		
Grade 4, \$1,680 to \$2,040; average, \$1,860—	4 1,830	4 1,830	4½ 1,800		
Clerk-stenographers.....	4	4	4½		
Grade 3, \$1,500 to \$1,860; average, \$1,680—	1 1,500	1 1,500	½ 1,716		
Assistant clerk-stenographer.....	1	1	½		
Grade 2, \$1,320 to \$1,680; average, \$1,500—			½ 1,320		
Junior clerk-stenographer.....			½		
Custodial service—					
Grade 6, \$1,500 to \$1,860; average, \$1,680—	1 1,740	1 1,740	1½ 1,762		
Mechanic.....	1	1	1½		
Grade 4, \$1,140 to \$1,500; average, \$1,320—			½ 1,140		
Under mechanic.....			½		
Grade 2, \$900 to \$1,140; average, \$1,020—	1 960	1 960	1 900		
Assistant messenger.....	1	1	1		
Total average number of employees.....	36½	36½	36½		
Total salaries, departmental service.....	90,000.00	90,000.00	91,004.48		
Deduct expenditures for personal services included in objects named below.....	5,000.00	5,000.00	5,200.00		
01 Total salaries, departmental service.....	85,000.00	85,000.00	85,804.48		
Supplies and materials:					
0220 Scientific supplies.....	600.00	600.00	565.67		
0280 Sundry supplies.....	300.00	300.00	303.63		
0290 Materials.....	550.00	550.00	529.29		
02 Total supplies and materials.....	1,450.00	1,450.00	1,398.59		
05 Telegraph service.....			15.00		
06 Travel.....	2,600.00	2,600.00	2,566.02		
07 Transportation of things.....	225.00	225.00	221.00		
30 Equipment.....	10,725.00	10,725.00	14,853.40		
Total.....	100,000.00	100,000.00	104,858.49		
<i>Testing Miscellaneous Materials, Bureau of Standards—</i>					
Testing miscellaneous materials: For testing miscellaneous materials, such as varnish materials, soap materials, inks, and chemicals, including supplies for the Government departments and independent establishments, including personal services in the District of Columbia and in the field, as authorized by law, \$44,090, of which amount not to exceed \$42,000 may be expended for personal services in the District of Columbia (acts Mar. 3, 1901, vol. 31, p. 1449, secs. 1-10; Feb. 14, 1903, vol. 32, p. 826, sec. 4; Feb. 27, 1925, vol. 43, p. 1040).....				\$44,090.00	\$44,090.00
Departmental service:	Estimated expenditures, 1927 appropriation	Estimated expenditures, 1926 appropriation	Expended and obligated, 1925		
Salaries—					
Professional service—	Average—	Average—	Average—		
Grade 5, \$5,200 to \$6,000; average, \$5,600—	No. 1 Salary \$5,200	No. 1 Salary \$5,200	No. 1 Salary \$5,200		
Senior scientist.....	1	1	1		
Grade 4, \$3,800 to \$5,000; average, \$4,400—			½ 3,800		
Scientist.....			½		
Grade 2, \$2,400 to \$3,000; average, \$2,700—	4 2,400	4 2,400	2 2,400		
Assistant scientists.....	4	4	2		
Grade 1, \$1,860 to \$2,400; average, \$2,111—	5 1,872	5 1,872	3½ 1,860		
Junior scientists.....	5	5	3½		

Estimates of appropriations required for the service of the fiscal year ending June 30, 1927—Continued

General object (title of appropriation), date of acts, references to Statutes at Large, or to Revised Statutes, and estimated amount required for each detailed object				Total amount to be appropriated under each head of appropriation	Amount appropriated for the fiscal year ending June 30, 1926
<i>Testing Miscellaneous Materials, Bureau of Standards—Continued.</i>					
	Estimated expenditures, 1927 appropriation	Estimated expenditures, 1926 appropriation	Expended and obligated, 1925		
Departmental service—Continued.					
Salaries—Continued.					
Subprofessional service—					
Grade 5, \$1,680 to \$2,040; average, \$1,860—	<i>Average—</i>	<i>Average—</i>	<i>Average—</i>		
Laboratory mechanic.....	No. Salary	No. Salary	No. Salary		
Grade 4, \$1,500 to \$1,860; average, \$1,680—	1 \$1,740	1 \$1,740	1 \$1,690		
Assistant scientific aids.....	3 1,662	3 1,662	3 1,622		
Grade 3, \$1,320 to \$1,680; average, \$1,500—					
Junior scientific aid.....			1 1,320		
Grade 2, \$1,140 to \$1,500; average, \$1,320—					
Under scientific helper.....	1 1,140	1 1,140	1 1,140		
Clerical, administrative, and fiscal service—					
Grade 7, \$2,400 to \$3,000; average, \$2,700—					
Junior administrative assistant.....	1 2,400	1 2,400	1 2,400		
Grade 5, \$1,850 to \$2,400; average, \$2,111—					
Senior clerk.....	1 2,100	1 2,100	1 2,000		
Grade 4, \$1,680 to \$2,040; average, \$1,860—					
Clerk-stenographer.....	1 2,040	1 2,040	1 2,040		
Grade 3, \$1,500 to \$1,860; average, \$1,680—					
Assistant clerk-stenographer.....	1 1,740	1 1,740	1 1,680		
Grade 2, \$1,320 to \$1,680; average, \$1,500—					
Junior stenographer.....	1 1,440	1 1,440	1 1,440		
Grade 1, \$1,140 to \$1,500; average, \$1,320—					
Underclerk.....			1 1,320		
Custodial service—					
Grade 3, \$1,020 to \$1,260; average, \$1,140—					
Senior laborer.....			1 1,020		
Total average number of employees.....	20 1/2	20 1/2	17		
Total salaries, departmental service.....	42,000.00	42,000.00	34,576.79		
Supplies and materials:					
0220 Scientific supplies.....	1,000.00	1,000.00	7,541.71		
0290 Sundry supplies.....	250.00	250.00	586.03		
0290 Materials.....	250.00	250.00	522.39		
Total supplies and materials.....	1,500.00	1,500.00	8,650.13		
06 Travel.....	300.00	300.00	693.18		
12 Repairs and alterations.....			51.15		
30 Equipment.....	290.00	290.00	1,147.85		
Total.....	44,090.00	44,090.00	45,119.10		
<i>Radio Research, Bureau of Standards—</i>					
Radio research: For investigation and standardization of methods and instruments employed in radio communication, including personal services in the District of Columbia and in the field, [\$44,800] \$49,800, of which amount not to exceed [\$42,200] \$47,200 may be expended for personal services in the District of Columbia (acts Mar. 3, 1901, vol. 31, p. 1449, secs. 1-10; Feb. 14, 1903, vol. 32, p. 826, sec. 4; Feb. 27, 1925, vol. 43, p. 1040).....				\$49,800.00	\$44,800.00
	Estimated expenditures, 1927 appropriation	Estimated expenditures, 1926 appropriation	Expended and obligated, 1925		
Departmental service:					
Salaries—					
Professional service—	<i>Average—</i>	<i>Average—</i>	<i>Average—</i>		
Grade 5, \$5,200 to \$6,000; average, \$5,600—	No. Salary	No. Salary	No. Salary		
Senior scientist.....	1 \$5,200	1 \$5,200	1 \$5,200		
Grade 4, \$3,800 to \$5,000; average, \$4,400—					
Scientists.....	2 3,900	2 3,900	1 3,946		
Grade 3, \$3,000 to \$3,600; average, \$3,300—					
Associate scientists.....	1 3,330	1 3,300	2 3,300		
Grade 2, \$2,400 to \$3,000; average, \$2,700—					
Assistant scientists.....	2 2,400	1 2,400	1 2,400		
Grade 1, \$1,860 to \$2,400; average, \$2,111—					
Junior scientists.....	4 2,080	3 2,153	2 2,213		
Subprofessional service—					
Grade 8, \$2,400 to \$3,000; average, \$2,700—					
Chief engineering draftsman.....	1 2,400	1 2,400	1 2,400		
Grade 6, \$1,860 to \$2,400; average, \$2,111—					
Senior scientific aid.....	1 2,100	1 2,100	1 1,860		
Grade 4, \$1,500 to \$1,860; average, \$1,680—					
Assistant scientific aid.....	1 1,560	1 1,560	1 1,560		
Grade 3, \$1,320 to \$1,680; average, \$1,500—					
Junior scientific aid.....	1 1,320	1 1,320	1 1,320		
Grade 2, \$1,140 to \$1,500; average, \$1,320—					
Underscientific helpers.....	3 1,180	3 1,180	2 1,140		
Clerical, administrative, and fiscal service—					
Grade 6, \$2,100 to \$2,700; average, \$2,400—					
Principal clerk.....	1 2,400	1 2,400	1 2,400		

Estimates of appropriations required for the service of the fiscal year ending June 30, 1927—Continued

General object (title of appropriation), date of acts, references to Statutes at Large, or to Revised Statutes, and estimated amount required for each detailed object				Total amount to be appropriated under each head of appropriation	Amount appropriated for the fiscal year ending June 30, 1926
Radio Research, Bureau of Standards—Continued.					
	Estimated expenditures, 1927 appropriation	Estimated expenditures, 1926 appropriation	Expended and obligated, 1925		
Departmental service—Continued.					
Salaries—Continued.					
Clerical, administrative, and fiscal service—Con.	Average—	Average—	Average—		
Grade 4, \$1,680 to \$2,040; average, \$1,860—	No. Salary	No. Salary	No. Salary		
Clerk-stenographer.....	1 \$1,860	1 \$1,860	1 \$1,920		
Grade 3, \$1,500 to \$1,860; average, \$1,680—					
Assistant clerk-stenographer.....	1 1,680	1 1,680	1 1,680		
Custodial service—					
Grade 3, \$1,020 to \$1,260; average, \$1,140—					
Messenger.....	1 1,020	1 1,020	1 1,020		
Total average number of employees.....	21	18½	17½		
Total salaries, departmental service.....	47,200.00	42,200.00	42,258.00		
The difference between 1927 and 1926 is due to increase in force, \$5,000.					
Supplies and materials:					
0200 Stationery and office supplies.....	200.00	200.00	237.43		
0220 Scientific supplies.....	500.00	500.00	505.17		
0290 Materials.....			134.87		
02 Total supplies and materials.....	700.00	700.00	877.47		
06 Travel expenses.....	500.00	500.00	559.29		
08 Photolithographing.....			19.97		
10 Furnishing of heat, light, and power.....	200.00	200.00	249.21		
12 Repairs and alterations.....	50.00	50.00	40.20		
30 Equipment.....	1,150.00	1,150.00	1,618.38		
Total.....	49,800.00	44,800.00	45,622.52		
Color Standardization, Bureau of Standards—					
Color standardization: To develop color standards and methods of manufacture and of color measurement, with special reference to their industrial use in standardization and specification of colorants such as dye-stuffs, inks, and pigments, and other products, paint, paper, and textiles, in which color is a pertinent property, including personal services in the District of Columbia and in the field, \$9,000, of which amount not to exceed \$8,120 may be expended for personal services in the District of Columbia (acts Mar. 3, 1901, vol. 31, p. 1449, secs. 1-10; Feb. 14, 1903, vol. 32, p. 826, sec. 4; Feb. 27, 1925, vol. 43, p. 1040).....				\$9,000.00	\$9,000.00
	Estimated expenditures, 1927 appropriation	Estimated expenditures, 1926 appropriation	Expended and obligated, 1925		
Departmental service:					
Salaries—					
Professional service—	Average—	Average—	Average—		
Grade 5, \$5,200 to \$6,000; average, \$5,600—	No. Salary	No. Salary	No. Salary		
Senior scientist.....	1 \$5,200	1 \$5,200	1 \$5,200		
Grade 3, \$3,000 to \$3,600; average, \$3,300—					
Associate scientist.....	1 3,000	1 3,000	1 3,000		
Subprofessional service—					
Grade 6, \$1,860 to \$2,400; average, \$2,111—					
Senior laboratory mechanic.....	1 2,100	1 2,100	1 2,100		
Grade 3, \$1,320 to \$1,680; average, \$1,500—					
Junior scientific aid.....	1 1,320		1 1,320		
Grade 1, \$900 to \$1,260; average, \$1,080—					
Minor laboratory apprentice.....	1 960	1 960			
Total average number of employees.....	3½	3½	3½		
Total salaries, departmental service.....	8,120.00	8,120.00	8,364.61		
Deduct expenditures for personal services included in objects named below.....	1,680.00	1,680.00	1,680.00		
01 Total personal services.....	6,440.00	6,440.00	6,684.61		
Supplies and materials:					
0220 Scientific supplies.....	200.00	200.00	189.91		
0280 Sundry supplies.....	150.00	150.00	148.27		
02 Total supplies and materials.....	350.00	350.00	338.18		
06 Travel expenses.....	100.00	100.00	55.32		
30 Equipment.....	2,110.00	2,110.00	2,897.00		
Total.....	9,000.00	9,000.00	9,975.11		

Estimates of appropriations required for the service of the fiscal year ending June 30, 1927—Continued

General object (title of appropriation), date of acts, references to Statutes at Large, or to Revised Statutes, and estimated amount required for each detailed object				Total amount to be appropriated under each head of appropriation	Amount appropriated for the fiscal year ending June 30, 1926
Investigation of Clay Products, Bureau of Standards— Investigation of clay products: To study methods of measurement and technical processes used in the manufacture of pottery, brick, tile, terracotta, and other clay products, and the study of the properties of the materials used in that industry, including personal services in the District of Columbia and in the field, [\$27,000] \$47,000, of which amount not to exceed [\$23,000] \$41,500 may be expended for personal services in the District of Columbia (acts Mar. 3, 1901, vol. 31, p. 1449, secs. 1-10; Feb. 14, 1903, vol. 32, p. 826, sec. 4; Feb. 27, 1925, vol. 43, p. 1040)				\$47,000.00	\$27,000.00
	Estimated expenditures, 1927 appropriation	Estimated expenditures, 1926 appropriation	Expended and obligated, 1925		
Departmental service:					
Salaries—					
Professional service—					
Grade 4, \$3,800 to \$5,000; average, \$4,400—					
Scientist.....	<i>Average—</i> No. 1 Salary \$3,800	<i>Average—</i> No. Salary	<i>Average—</i> No. Salary		
Grade 3, \$3,000 to \$3,600; average, \$3,300—	1 3,000		1 3,600		
Associate scientist.....			1 3,600		
Grade 2, \$2,400 to \$3,000; average, \$2,700—	4 2,525	3 2,567	2 2,578		
Assistant scientists.....					
Grade 1, \$1,860 to \$2,400; average, \$2,111—	5 1,872	2 1,890	3 1,997		
Junior scientists.....					
Subprofessional service—					
Grade 5, \$1,680 to \$2,040; average, \$1,860—					
Scientific aid.....	1 1,680	1 2,040	1 2,040		
Laboratory mechanic.....	1 2,040		1 2,040		
Grade 4, \$1,500 to \$1,860; average, \$1,680—	1 1,740	1 1,740	1 1,740		
Assistant laboratory mechanic.....					
Grade 3, \$1,320 to \$1,680; average, \$1,500—	3 1,400	1 1,560	1 1,560		
Junior scientific aids.....					
Grade 2, \$1,140 to \$1,500; average, \$1,320—	2 1,148	1 1,200	1 1,280		
Underlaboratory apprentices.....					
Clerical, administrative, and fiscal service—					
Grade 4, \$1,680 to \$2,040; average, \$1,860—	1 1,800	1 1,800	1 1,724		
Clerk-stenographer.....					
Custodial service—					
Grade 2, \$900 to \$1,140; average, \$1,020—	1 1,020	1 1,020	1 1,020		
Junior laborer.....					
Total average number of employees.....	21 1/2	10 1/2	12 1/2		
Total salaries, departmental service.....	41,500.00	20,050.00	23,041.80		
The difference between 1927 and 1926 is due to increase in force, \$21,450.					
Supplies and materials:					
0220 Scientific supplies.....	1,090.00	1,000.00	1,005.56		
0230 Gas.....	2,000.00	3,000.00	3,000.00		
0280 Sundry supplies.....	300.00	500.00	419.96		
0290 Materials.....	200.00	300.00	380.49		
02 Total supplies and materials.....	3,590.00	4,800.00	4,806.01		
06 Travel expenses.....	250.00	400.00	411.36		
12 Repairs and alterations.....	200.00	250.00	143.83		
30 Equipment.....	1,460.00	1,500.00	1,432.79		
Total.....	47,000.00	27,000.00	29,835.79		
Standardizing Mechanical Appliances, Bureau of Standards— Standardizing mechanical appliances: To develop methods of testing and standardizing machines, motors, tools, measuring instruments, and other apparatus and devices used in mechanical, hydraulic, and aeronautic engineering; for the comparative study of types of apparatus and methods of operation, and for the establishment of standards of performance; for the accurate determination of fundamental physical constants involved in the proper execution of this work; and for the scientific experiments and investigations needed in solving the problems which may arise in connection therewith, especially in response to the requirements of aeronautics and aviation for information of a purely scientific nature, including personal services in the District of Columbia and in the field, \$27,800, of which amount not to exceed \$25,580 may be expended for personal services in the District of Columbia (acts Mar. 3, 1901, vol. 31, p. 1449, secs. 1-10; Feb. 14, 1903, vol. 32, p. 826, sec. 4; Feb. 27, 1925, vol. 43, p. 1040)				27,800.00	27,800.00

Estimates of appropriations required for the service of the fiscal year ending June 30, 1927—Continued

General object (title of appropriation), date of acts, references to Statutes at Large, or to Revised Statutes, and estimated amount required for each detailed object				Total amount to be appropriated under each head of appropriation	Amount appropriated for the fiscal year ending June 30, 1926
<i>Standardizing Mechanical Appliances, Bureau of Standards—Continued.</i>					
Departmental service:					
Salaries—					
Professional service—					
Grade 5, \$5,200 to \$6,000; average, \$5,600—	Average— No. 2 Salary \$5,600	Average— No. 2 Salary \$5,600	Average— No. 2 Salary \$5,500		
Senior scientists (chiefs of Division VI).....					
Grade 4, \$3,800 to \$5,000; average, \$4,400—					
Scientist.....			1 3,800		
Grade 3, \$3,000 to \$3,600; average, \$3,300—					
Associate scientists.....	2 3,000	2 3,000	2 3,000		
Grade 2, \$2,400 to \$3,000; average, \$2,700—					
Assistant scientist.....			1 2,400		
Subprofessional service—					
Grade 6, \$1,860 to \$2,400; average, \$2,111—					
Senior laboratory mechanic.....	1 1,920	1 1,920	1 1,920		
Grade 1, \$900 to \$1,260; average, \$1,080—					
Minor scientific helper.....	1 960	1 960	1 900		
Clerical, administrative, and fiscal service—					
Grade 7, \$2,400 to \$3,000; average, \$2,700—					
Junior administrative assistant.....			1 2,500		
Grade 5, \$1,860 to \$2,400; average, \$2,111—					
Senior clerk-stenographer.....	1 2,100	1 2,100	1 2,100		
Grade 4, \$1,680 to \$2,040; average, \$1,860—					
Clerk-stenographer.....	1 1,860	1 1,860	1 1,860		
Grade 2, \$1,320 to \$1,680; average, \$1,500—					
Junior clerk.....	1 1,560	1 1,560	1 1,560		
Total average number of employees.....	9	9	9 1/2		
Total salaries, departmental service.....	25,580.00	25,580.00	29,423.92		
Deduct expenditures for personal services included in objects named below.....	1,500.00	1,500.00	1,500.00		
01 Total salaries, departmental service.....	24,080.00	24,080.00	27,923.92		
02 Supplies and materials.....	1,200.00	1,200.00			
06 Travel expenses.....	270.00	270.00	141.68		
10 Furnishing of heat, light, and power.....	250.00	250.00			
30 Equipment.....	2,000.00	2,000.00	1,870.00		
Total.....	27,800.00	27,800.00	29,935.60		
<i>Investigation of Optical Glass, Bureau of Standards—</i>					
Investigation of optical glass: For the investigation of the problems involved in the production of optical glass, including personal services in the District of Columbia and in the field, \$20,520, of which amount not to exceed [\$14,160] \$17,000 may be expended for personal services in the District of Columbia (acts Mar. 3, 1901, vol. 31, p. 1449, secs. 1-10; Feb. 14, 1903, vol. 32, p. 826, sec. 4; Feb. 27, 1925, vol. 43, p. 1041).....				\$20,520.00	\$20,520.00
Departmental service:					
Salaries—					
Professional service—					
Grade 4, \$3,800 to \$5,000; average, \$4,400—	Average— No. 1 Salary \$3,800	Average— No. 1 Salary \$3,800	Average— No. 1 Salary \$3,800		
Scientist.....	1	1	1		
Grade 3, \$3,000 to \$3,600; average, \$3,300—					
Associate scientist.....			1 3,200		
Grade 2, \$2,400 to \$3,000; average, \$2,700—					
Assistant scientist.....	1 2,400	1 2,400	1 2,400		
Grade 1, \$1,860 to \$2,400; average, \$2,111—					
Junior scientists.....	2 1,890	1 1,920	1 1,860		
Subprofessional service—					
Grade 4, \$1,500 to \$1,860; average, \$1,680—					
Assistant laboratory mechanics.....	2 1/2 1,520	2 1,530	4 1,620		
Grade 3, \$1,320 to \$1,680; average, \$1,500—					
Junior scientific aid.....	1 1,380	1 1,380	1 1,320		
Grade 2, \$1,140 to \$1,500; average, \$1,320—					
Under laboratory mechanic.....	1 1,200	1 1,200	1 1,200		
Custodial service—					
Grade 2, \$900 to \$1,140; average, \$1,020—					
Junior laborer.....	1 900	1 900	1 900		
Total average number of employees.....	9 1/2	7 1/2	10 1/2		
01 Total salaries, departmental service.....	17,000.00	14,160.00	19,818.02		
The difference between 1927 and 1926 is due to increase in force, \$2,840.					
Supplies and materials:					
0220 Scientific supplies.....	200.00	500.00	127.68		
0234 Gas.....	2,270.00	3,500.00	3,500.00		
0290 Materials.....	200.00	500.00	107.87		
02 Total supplies and materials.....	2,670.00	4,500.00	3,735.55		
06 Travel expenses.....	100.00	150.00	100.56		
12 Repairs and alterations.....	500.00	1,000.00	700.00		
30 Equipment.....	250.00	710.00	566.86		
Total.....	20,520.00	20,520.00	24,920.99		

Estimates of appropriations required for the service of the fiscal year ending June 30, 1927—Continued

General object (title of appropriation), date of acts, references to Statutes at Large, or to Revised Statutes, and estimated amount required for each detailed object				Total amount to be appropriated under each head of appropriation	Amount appropriated for the fiscal year ending June 30, 1926
Investigation of Textiles, etc., Bureau of Standards— Investigation of textiles: To investigate textiles, paper, leather, and rubber in order to develop standards of quality and methods of measurement, including personal services in the District of Columbia and in the field, [\$26,560] \$35,000 , of which amount not to exceed [\$23,140] \$29,960 may be expended for personal services in the District of Columbia (<i>acts Mar. 3, 1901, vol. 31, p. 1449, secs. 1-10; Feb. 14, 1903, vol. 32, p. 826, sec. 4; Feb. 27, 1925, vol. 43, p. 1041</i>)-----				\$35,000.00	\$26,560.00
	Estimated expenditures, 1927 appropriation	Estimated expenditures, 1926 appropriation	Expended and obligated, 1925		
Departmental service:					
Salaries—					
Professional service—					
Grade 4, \$3,800 to \$5,000; average, \$4,400—	Average— No. Salary	Average— No. Salary	Average— No. Salary		
Scientist.....	1 \$3,800	1 \$3,800	1 \$3,800		
Grade 2, \$2,400 to \$3,000; average, \$2,700—					
Assistant scientists.....	3 2,600	2 2,700	3 2,533		
Grade 1, \$1,860 to \$2,400; average, \$2,111—					
Junior scientists.....	3 1,860	2 1,860	1 1,860		
Subprofessional service—					
Grade 7, \$2,100 to \$2,700; average, \$2,400—					
Principal laboratory mechanics.....	2 2,400	2 2,400	2 2,400		
Grade 4, \$1,500 to \$1,860; average, \$1,680—					
Assistant scientific aid.....	1 1,500	1 1,500	1 1,500		
Grade 3, \$1,320 to \$1,680; average, \$1,500—					
Junior scientific aid.....			1 1,320		
Grade 2, \$1,140 to \$1,500; average, \$1,320—					
Under scientific helper.....			1 1,140		
Grade 1, \$900 to \$1,260; average, \$1,080—					
Minor laboratory apprentice.....			1 900		
Clerical, administrative, and fiscal service—					
Grade 4, \$1,680 to \$2,040; average, \$1,860—					
Clerk-stenographers.....	2 1,770	2 1,770	2 1,770		
Grade 3, \$1,500 to \$1,860; average, \$1,680—					
Assistant clerk-stenographer.....	1 1,620	1 1,620	1 1,560		
Custodial service—					
Grade 4, \$1,140 to \$1,500; average, \$1,320—					
Under mechanic.....	1 1,320	1 1,320	1 1,260		
Total average number of employees.....	14	11 1/2	13		
01 Total salaries, departmental service.....	29,960.00	23,140.00	24,324.44		
The difference between 1927 and 1926 is due to increase in force, \$6,820.					
Supplies and materials:					
0200 Stationery and office supplies.....	100.00	100.00	55.55		
0220 Scientific supplies.....	1,500.00	750.00	407.02		
0280 Sundry supplies.....	250.00	150.00	107.67		
0290 Materials.....	150.00	100.00	47.05		
02 Total supplies and materials.....	2,000.00	1,100.00	617.29		
06 Travel expenses.....	1,000.00	750.00	770.82		
10 Furnishing of heat, light, and power service.....	550.00	350.00	350.00		
12 Repairs and alterations.....	100.00	100.00	11.50		
30 Equipment.....	1,390.00	1,120.00	815.15		
Total.....	35,000.00	26,560.00	26,889.20		
Sugar Standardization, Bureau of Standards— Sugar standardization: For the standardization and design of sugar-testing apparatus; the development of technical specifications for the various grades of sugars, with particular reference to urgent problems made pressing by conditions following the war, especially involving the standardization and manufacture of sugars; for the study of the technical problems incidental to the collection of the revenue on sugar and to determine the fundamental scientific constants of sugars and other substances; for the standardization and production of rare and unusual types of sugars required for the medical service of the Government departments; and for other technical and scientific purposes, including personal services in the District of Columbia and in the field, \$38,160 , of which amount not to exceed [\$32,220] \$35,000 may be expended for personal services in the District of Columbia (<i>acts Mar. 3, 1901, vol. 31, p. 1449, secs. 1-10; Feb. 14, 1903, vol. 32, p. 826, sec. 4; Feb. 27, 1925, vol. 43, p. 1041</i>)-----				38,160.00	38,160.00

Estimates of appropriations required for the service of the fiscal year ending June 30, 1927—Continued

General object (title of appropriation), date of acts, references to Statutes at Large, or to Revised Statutes, and estimated amount required for each detailed object	Total amount to be appropriated under each head of appropriation	Amount appropriated for the fiscal year ending June 30, 1926
--	--	--

Sugar Standardization, Bureau of Standards—Continued.

	Estimated expenditures, 1927 appropriation	Estimated expenditures, 1926 appropriation	Expended and obligated, 1925
Departmental service:			
Salaries—			
Professional service—			
Grade 5, \$5,200 to \$6,000; average, \$5,600—			
Senior scientist.....	Average— No. 1 Salary \$5,200	Average— No. 1 Salary \$5,200	Average— No. 1 Salary \$5,200
Grade 4, \$3,800 to \$5,000; average, \$4,400—			
Scientists.....	2 3,800	2 3,800	1½ 3,800
Grade 3, \$3,000 to \$3,600; average, \$3,300—			
Associate scientists.....	2 3,150	2 3,150	1½ 3,180
Grade 2, \$2,400 to \$3,000; average, \$2,700—			
Assistant scientists.....	2 2,550	1 2,700	2 2,550
Grade 1, \$1,860 to \$2,400; average, \$2,111—			
Junior scientist.....	1 1,860	1 1,860	1½ 1,860
Subprofessional service—			
Grade 6, \$1,860 to \$2,400; average, \$2,111—			
Senior laboratory mechanic.....	1 2,100	1 2,100	1 2,100
Grade 3, \$1,320 to \$1,680; average, \$1,500—			
Junior scientific aids.....	3 1,320	2½ 1,320	3½ 1,320
Grade 2, \$1,140 to \$1,500; average, \$1,320—			
Underlaboratory apprentice.....			½ 1,440
Clerical, administrative, and fiscal service—			
Grade 4, \$1,680 to \$2,040; average, \$1,860—			
Clerk-stenographers.....	1½ 1,920	1½ 1,920	2 1,950
Total average number of employees.....	13½	12½	14½
Total salaries, departmental service.....	35,000.00	32,220.00	34,979.67
Deduct expenditures for personal services included in objects named below.....	1,680.00	1,680.00	1,680.00
01 Total personal services.....	33,320.00	30,540.00	33,299.67
The difference between 1927 and 1926 is due to increase in force, \$2,780.			
Supplies and materials:			
0220 Scientific supplies.....	1,500.00	1,500.00	1,358.97
0280 Sundry supplies.....	100.00	100.00	83.11
0290 Materials.....	100.00	100.00	42.89
02 Total supplies and materials.....	1,700.00	1,700.00	1,484.97
06 Travel expenses.....	250.00	250.00	53.46
07 Transportation of things.....	100.00	100.00	86.00
12 Repairs and alterations.....	50.00	50.00	7.50
30 Equipment.....	2,740.00	5,520.00	5,060.62
Total.....	38,160.00	38,160.00	39,992.22

Gauge Standardization, Bureau of Standards—

Gauge standardization: To provide by cooperation of the Bureau of Standards, the War Department, and the Navy Department for the standardization and testing of the standard gauges, screw threads, and standards required in manufacturing throughout the United States, and to calibrate and test such standard gauges, screw threads, and standards, including necessary equipment and personal services in the District of Columbia and in the field, \$38,320, of which amount not to exceed \$36,180 may be expended for personal services in the District of Columbia (*acts Mar. 3, 1901, vol. 31, p. 1449, secs. 1-10; Feb. 14, 1903, vol. 32, p. 826, sec. 4; Feb. 27, 1925, vol. 43, p. 1041*).....

\$38,320.00

\$38,320.00

	Estimated expenditures, 1927 appropriation	Estimated expenditures, 1926 appropriation	Expended and obligated, 1925
Departmental service:			
Salaries—			
Professional service—			
Grade 5, \$5,200 to \$6,000; average, \$5,600—			
Senior scientist (cochief, Division II).....	Average— No. 1 Salary \$5,200	Average— No. 1 Salary \$5,200	Average— No. ½ Salary \$5,200
Grade 4, \$3,800 to \$5,000; average, \$4,400—			
Scientist.....	1 3,000	1 3,000	½ 4,850
Grade 3, \$3,000 to \$3,600; average, \$3,300—			
Associate scientist.....	1 3,000	1 3,000	1 3,000
Grade 2, \$2,400 to \$3,000; average, \$2,700—			
Assistant scientist.....	1 3,000	1 3,000	1 2,817
Grade 1, \$1,860 to \$2,400; average, \$2,111—			
Junior scientists.....	3 1,940	3 1,940	2½ 1,975
Subprofessional service—			
Grade 8, \$2,400 to \$3,000; average, \$2,700—			
Chief scientific aid.....	½ 2,400	½ 2,400	½ 2,400
Grade 7, \$2,100 to \$2,700; average, \$2,400—			
Principal laboratory mechanic.....	1 2,400	1 2,400	1 2,400
Grade 6, \$1,860 to \$2,400; average, \$2,111—			
Senior laboratory mechanics.....	3 2,200	3 2,200	3 2,133
Grade 2, \$1,140 to \$1,500; average, \$1,320—			
Under laboratory mechanic.....	1 1,140	1 1,140	½ 1,140

Estimates of appropriations required for the service of the fiscal year ending June 30, 1927—Continued

General object (title of appropriation), date of acts, references to Statutes at Large, or to Revised Statutes, and estimated amount required for each detailed object

Total amount to be appropriated under each head of appropriation

Amount appropriated for the fiscal year ending June 30, 1926

Gauge Standardization, Bureau of Standards—Continued.

	Estimated expenditures, 1927 appropriation	Estimated expenditures, 1926 appropriation	Expended and obligated, 1925
Departmental service—Continued.			
Salaries—Continued.			
Clerical, administrative, and fiscal service—			
Grade 3, \$1,500 to \$1,860; average, \$1,680—	<i>Average—</i>	<i>Average—</i>	<i>Average—</i>
Assistant clerk-stenographers.....	No. 3 Salary \$1,680	No. 3 Salary \$1,680	No. 1½ Salary \$1,680
Grade 2, \$1,320 to \$1,680; average, \$1,500—			
Junior clerk-stenographer.....			½ 1,440
Grade 1, \$1,140 to \$1,500; average, \$1,320—			
Underclerk.....	1 1,140	1 1,140	1 1,140
Custodial service—			
Grade 9, \$2,100 to \$2,700; average, \$2,400—			
Foreman electrician.....			1 2,200
Grade 4, \$1,140 to \$1,500; average, \$1,320—			
Under mechanic.....			½ 1,140
Grade 3, \$1,020 to \$1,260; average, \$1,140—			
Messenger.....	1 1,260	1 1,260	1 1,260
Total average number of employees.....	16½	16½	15½
Total salaries, departmental service.....	36,180.00	36,180.00	33,721.80
Deduct expenditures for personal services included in objects named below.....	3,600.00	3,600.00	3,520.00
01 Total salaries, departmental service.....	32,580.00	32,580.00	30,201.80
Supplies and materials:			
0220 Scientific supplies.....	500.00	500.00	544.43
0290 Sundry supplies.....	250.00	250.00	277.05
02 Total supplies and materials.....	750.00	750.00	821.48
06 Travel expenses.....	350.00	350.00	397.66
12 Repairs and alterations.....	150.00	150.00	101.20
Equipment:			
3022 Scientific equipment.....	4,240.00	4,240.00	7,965.52
3050 Other equipment.....	250.00	250.00	322.00
30 Total equipment.....	4,490.00	4,490.00	8,287.52
Total.....	38,320.00	38,320.00	39,809.66

Investigation of Mine Scales and Cars, Bureau of Standards—

Investigation of mine scales and cars: For investigating the conditions and methods of use of scales and mine cars used for weighing and measuring coal dug by miners, for the purpose of determining wages due, and of conditions affecting the accuracy of the weighing or measuring of coal at the mines, including personal services in the District of Columbia and in the field, **[\$14,540]** \$12,800, of which amount not to exceed **[\$11,340]** \$9,600 may be expended for personal services in the District of Columbia (acts Mar. 3, 1901, vol. 31, p. 1449, secs. 1-10; Feb. 14, 1903, vol. 32, p. 826, sec. 4; Feb. 27, 1925, vol. 43, p. 1041).....

\$12,800.00

\$14,540.00

	Estimated expenditures, 1927 appropriation	Estimated expenditures, 1926 appropriation	Expended and obligated, 1925
Departmental service:			
Salaries—			
Professional service—			
Grade 4, \$3,800 to \$5,000; average, \$4,400—	<i>Average—</i>	<i>Average—</i>	<i>Average—</i>
Scientist.....	No. 1 Salary \$3,800	No. 1 Salary \$3,800	No. ½ Salary \$3,800
Subprofessional service—			
Grade 8, \$2,400 to \$3,000; average, \$2,700—			
Chief scientific aid.....	1 2,400	1 2,400	½ 2,400
Grade 6, \$1,860 to \$2,400; average, \$2,111—			
Senior scientific aid.....	1 1,860	1 1,860	1½ 1,993
Grade 5, \$1,680 to \$2,040; average, \$1,860—			
Scientific aid.....	½ 1,740	½ 1,740	½ 1,680
Grade 2, \$1,140 to \$1,500; average, \$1,320—			
Under scientific helper.....			½ 1,140
Clerical, administrative, and fiscal service—			
Grade 4, \$1,680 to \$2,040; average, \$1,860—			
Clerk.....		1 1,740	
Grade 3, \$1,500 to \$1,860; average, \$1,680—			
Assistant clerk-stenographer.....			½ 1,560
Total average number of employees.....	3½	4½	4½
Total salaries, departmental service.....	9,600.00	11,340.00	10,273.00
The difference between 1927 and 1926 is due to decrease in force, \$1,740.			

Estimates of appropriations required for the service of the fiscal year ending June 30, 1927—Continued

General object (title of appropriation), date of acts, references to Statutes at Large, or to Revised Statutes, and estimated amount required for each detailed object				Total amount to be appropriated under each head of appropriation	Amount appropriated for the fiscal year ending June 30, 1926
<i>Investigation of Mine Scales and Cars, Bureau of Standards—Continued.</i>					
	Estimated expenditures, 1927 appropriation	Estimated expenditures, 1926 appropriation	Expended and obligated, 1925		
Supplies and materials:					
0230 Fuel.....	\$200.00	\$200.00	\$93.61		
0280 Sundry supplies.....	100.00	100.00	94.98		
02 Total supplies and materials.....	300.00	300.00	188.59		
04 Storage.....	50.00	50.00	45.75		
05 Telegraph service.....			2.68		
06 Travel expenses.....	2,000.00	2,000.00	1,253.32		
12 Repairs and alterations.....	150.00	150.00	167.88		
30 Equipment.....	700.00	700.00	2,778.75		
Total.....	12,800.00	14,540.00	14,710.06		
<i>Metallurgical Research, Bureau of Standards—</i>					
Metallurgical research: For metallurgical research, including alloy steels, foundry practice, and standards for metals and sands; casting, rolling, forging, and the properties of aluminum alloys; prevention of corrosion of metals and alloys; development of metal substitutes, as for platinum; behavior of bearing metals; preparation of metal specifications; investigation of new metallurgical processes and study of methods of conservation in metallurgical manufacture and products; investigation of materials used in the construction of rails, wheels, axles, and other railway equipment, and the cause of their failure; including personal services in the District of Columbia and in the field, \$43,140, of which amount not to exceed \$40,080 may be expended for personal services in the District of Columbia (<i>acts Mar. 3, 1901, vol. 31, p. 1449, secs. 1-10; Feb. 14, 1903, vol. 32, p. 826, sec. 4; Feb. 27, 1925, vol. 43, p. 1041</i>).....					
				\$43, 140. 00	\$43, 140. 00
	Estimated expenditures, 1927 appropriation	Estimated expenditures, 1926 appropriation	Expended and obligated, 1925		
Departmental service:					
Salaries—					
Professional service—	Average—	Average—	Average—		
Grade 5, \$5,200 to \$6,000; average, \$5,600—	No. Salary	No. Salary	No. Salary		
Senior scientist (1 chief, Division VIII).....	2 \$5,300	2 \$5,300	2 \$5,200		
Grade 4, \$3,800 to \$5,000; average, \$4,400—					
Scientists.....	2 4,000	2 4,000	1½ 4,066		
Grade 3, \$3,000 to \$3,600; average, \$3,300—					
Associate scientist.....			1 3,300		
Grade 2, \$2,400 to \$3,000; average, \$2,700—					
Assistant scientist.....	2 2,450	2 2,450	1½ 2,400		
Grade 1, \$1,800 to \$2,400; average, \$2,111—					
Junior scientist.....	1 2,400	1 2,400	1 2,300		
Subprofessional service—					
Grade 5, \$1,680 to \$2,040; average, \$1,860—					
Laboratory mechanic.....	1 1,860	1 1,860	1½ 1,702		
Grade 4, \$1,500 to \$1,800; average, \$1,680—					
Assistant scientific aid.....	1 1,560	1 1,560			
Grade 3, \$1,320 to \$1,680; average, \$1,500—					
Junior scientific aid.....	1 1,380	1 1,380	1 1,345		
Grade 2, \$1,140 to \$1,500; average, \$1,320—					
Under laboratory apprentice.....	1 1,140	1 1,140	½ 1,140		
Grade 1, \$900 to \$1,260; average, \$1,080—			½ 963		
Minor laboratory apprentice.....					
Clerical, administrative, and fiscal service—					
Grade 5, \$1,860 to \$2,400; average, \$2,111—					
Senior clerk.....	½ 2,100	½ 2,100			
Grade 4, \$1,680 to \$2,040; average, \$1,860—					
Clerk-stenographer.....	2 1,950	2 1,950	3 1,960		
Grade 3, \$1,500 to \$1,860; average, \$1,680—					
Assistant clerk-stenographer.....	1 1,680	1 1,680	1 1,680		
Grade 2, \$1,320 to \$1,680; average, \$1,500—					
Junior clerk-stenographer.....	1 1,560	1 1,560	1 1,490		
Total average number of employees.....	15½	15½	15		
Total salaries, departmental service.....	40,080.00	40,080.00	38,092.22		
Deduct expenditures for personal services included in objects named below.....	900.00	900.00	850.00		
01 Total salaries, departmental service.....	39,180.00	39,180.00	37,242.22		
Supplies and materials:					
0200 Stationery and office supplies.....	200.00	200.00	213.60		
0220 Scientific supplies.....	750.00	750.00	1,018.99		
0280 Sundry supplies.....			25.99		
0290 Materials.....	400.00	400.00	402.21		
02 Total supplies and materials.....	1,350.00	1,350.00	1,660.79		
06 Travel expenses.....	1,000.00	1,000.00	1,036.04		
08 Photographing and photographs and prints.....			10.00		
12 Repairs and alterations.....	100.00	100.00	86.00		
30 Equipment.....	1,510.00	1,510.00	3,945.87		
Total.....	43,140.00	43,140.00	43,980.92		

Estimates of appropriations required for the service of the fiscal year ending June 30, 1927—Continued

General object (title of appropriation), date of acts, references to Statutes at Large, or to Revised Statutes, and estimated amount required for each detailed object				Total amount to be appropriated under each head of appropriation	Amount appropriated for the fiscal year ending June 30, 1926
High Temperature Investigations, Bureau of Standards— High temperature investigations: For laboratory and field investigations of suitable methods of high temperature measurements and control in various industrial processes and to assist in making available directly to the industries the results of the bureau's investigations in this field, including personal services in the District of Columbia and in the field, \$9,740, of which amount not to exceed \$8,460 may be expended for personal services in the District of Columbia (<i>acts Mar. 3, 1901, vol. 31, p. 1449, secs. 1-10; Feb. 14, 1903, vol. 32, p. 826, sec. 4; Feb. 27, 1925, vol. 43, p. 1042</i>)				\$9,740.00	\$9,740.00
	Estimated expenditures, 1927 appropriation	Estimated expenditures, 1926 appropriation	Expended and obligated, 1925		
Departmental service:					
Salaries—					
Professional service—					
Grade 4, \$3,800 to \$5,000; average, \$4,400—	Average—	Average—	Average—		
Scientist	No. 1 Salary \$4,000	No. 1 Salary \$4,000	No. 1 Salary \$3,800		
Grade 3, \$3,000 to \$3,600; average, \$3,300—	1 3,000	1 3,000	1 3,000		
Associate scientist					
Grade 2, \$2,400 to \$3,000; average, \$2,700—			1 2,800		
Assistant scientist					
Grade 1, \$1,860 to \$2,400; average, \$2,111—	1 1,860	1 1,860			
Junior scientist					
Subprofessional service—					
Grade 6, \$1,860 to \$2,400; average, \$2,111—			1 1,895		
Senior scientific aid					
Total average number of employees	2 1/2	2 1/2	3 1/2		
Total salaries, departmental service	8,460.00	8,460.00	8,901.55		
Supplies and materials:					
0220 Scientific supplies	250.00	250.00	166.16		
0290 Materials	100.00	100.00	31.64		
Total supplies and materials	350.00	350.00	197.80		
06 Travel expenses	150.00	150.00	137.50		
12 Repairs and alterations	50.00	50.00	17.50		
30 Equipment	730.00	730.00	733.29		
Total	9,740.00	9,740.00	9,987.64		
Sound Investigation, Bureau of Standards— Sound investigation: For the investigation of the principles of sound and their application to military and industrial purposes, including personal services in the District of Columbia and in the field, [\$5,580] \$10,580, of which amount not to exceed [\$5,100] \$9,700 may be expended for personal services in the District of Columbia (<i>acts Mar. 3, 1901, vol. 31, p. 1449, secs. 1-10; Feb. 14, 1903, vol. 32, p. 826, sec. 4; Feb. 27, 1925, vol. 43, p. 1042</i>)				10,580.00	5,580.00
	Estimated expenditures, 1927 appropriation	Estimated expenditures, 1926 appropriation	Expended and obligated, 1925		
Departmental service:					
Salaries—					
Professional service—					
Grade 5, \$3,200 to \$6,000; average, \$5,600—	Average—	Average—	Average—		
Senior scientist	No. 1 1/2 Salary \$5,200	No. 1 1/2 Salary \$5,200	No. 1 1/2 Salary \$5,200		
Grade 4, \$3,800 to \$5,000; average, \$4,400—	1 3,800	1 3,800			
Scientist					
Grade 2, \$2,400 to \$3,000; average, \$2,700—	1 2,400				
Associate scientist					
Grade 1, \$1,860 to \$2,400; average, \$2,111—	1 1,860				
Junior scientist					
Subprofessional service—					
Grade 6, \$1,860 to \$2,400; average, \$2,111—			1 1,860.00		
Senior laboratory mechanic					
Total average number of employees	3 1/2	1 1/2	1 1/2		
Total salaries, departmental service	9,700.00	5,100.00	5,438.38		
The difference between 1927 and 1926 is due to increase in force, \$4,600.					
Supplies and materials:					
0220 Scientific supplies	250.00	250.00	57.11		
0280 Sundry supplies	50.00	50.00	29.68		
0290 Materials	50.00	50.00	46.41		
Total supplies and materials	350.00	350.00	133.20		
12 Repairs and alterations			4.00		
30 Equipment	530.00	130.00			
Total	10,580.00	5,580.00	5,575.58		

Estimates of appropriations required for the service of the fiscal year ending June 30, 1927—Continued

General object (title of appropriation), date of acts, references to Statutes at Large, or to Revised Statutes, and estimated amount required for each detailed object				Total amount to be appropriated under each head of appropriation	Amount appropriated for the fiscal year ending June 30, 1926
Industrial Research, Bureau of Standards—					
Industrial research: For technical investigations in cooperation with the industries upon fundamental problems involved in industrial development following the war, with a view to assisting in the permanent establishment of the new American industries, including personal services in the District of Columbia and elsewhere, \$174,120, of which amount not to exceed \$154,000. \$165,000 may be expended for personal services in the District of Columbia (acts Mar. 3, 1901, vol. 31, p. 1449, secs. 1-10; Feb. 14, 1903, vol. 32, p. 826, sec. 4; Feb. 27, 1925, vol. 43, p. 1042)-----				\$174, 120. 00	\$174, 120. 00
	Estimated expenditures, 1927 appropriation	Estimated expenditures, 1926 appropriation	Expended and obligated, 1925		
Departmental service:					
Salaries—					
Professional service—					
Grade 5, \$5,200 to \$6,000; average, \$5,600—	Average—	Average—	Average—		
Senior scientists (assistant director, chief of Division III)-----	No. 5 Salary \$5,280	No. 5 Salary \$5,280	No. 5½ Salary \$5,273		
Grade 4, \$3,800 to \$5,000; average, \$4,400—					
Scientists (superintendent plant)-----	6 4,000	5½ 3,916	6½ 4,049		
Grade 3, \$3,000 to \$3,600; average, \$3,300—					
Associate scientists-----	12 3,116	11 3,127	10½ 3,125		
Grade 2, \$2,400 to \$3,000; average, \$2,700—					
Assistant scientists-----	7 2,571	5 2,640	9 2,580		
Grade 1, \$1,860 to \$2,400; average, \$2,111—					
Junior scientists-----	10 1,944	9 1,953	7 1,962		
Subprofessional service—					
Grade 7, \$2,100 to \$2,700; average, \$2,400—					
Principal laboratory mechanics-----	2 2,350	2 2,350	2½ 2,348		
Grade 6, \$1,860 to \$2,400; average, \$2,111—					
Senior laboratory mechanics-----	8 2,060	8 2,060	4½ 2,080		
Grade 5, \$1,680 to \$2,040; average, \$1,860—					
Laboratory mechanic-----	1 1,860	1 1,860	1½ 1,800		
Grade 4, \$1,500 to \$1,860; average, \$1,680—					
Assistant laboratory mechanic-----	4 1,575	4 1,575	1½ 1,603		
Assistant scientific aids-----			4 1,590		
Grade 3, \$1,320 to \$1,680; average, \$1,500—					
Junior scientific aids-----	2 1,320	2 1,320	1½ 1,320		
Grade 2, \$1,140 to \$1,500; average, \$1,320—					
Under scientific helpers-----	2 1,170	2 1,170	3½ 1,143		
Grade 1, \$900 to \$1,260; average, \$1,080—					
Minor scientific helpers-----	3 920	3 920	2 913		
Custodial service—					
Grade 7, \$1,680 to \$2,040; average, \$1,860—					
Senior mechanic-----	1 1,860	1 1,860	-----		
Grade 2, \$900 to \$1,140; average, \$1,020—					
Junior laborer-----	1 960	1 960	-----		
Total average number of employees-----	64	59½	59½		
Total salaries, departmental service-----	165,000.00	154,000.00	156,885.57		
The difference between 1927 and 1926 is due to increase in force, \$11,000.					
Deduct expenditures for personal services included in objects named below-----	18,400.00	18,400.00	16,200.00		
Total salaries, departmental service-----	146,600.00	135,600.00	140,685.57		
Field service:					
Salaries and wages—					
Salary range, \$1,860 to \$2,400; average, \$2,100—					
Senior laboratory mechanic-----	1 2,100	1 2,100	½ 2,100		
Total average number of employees-----	1	1	½		
Total salaries, field service-----	2,100	2,100	1,050		
01 Total personal services-----	148,700.00	137,700.00	141,735.57		
Supplies and materials:					
0200 Stationery and office supplies-----	250.00	500.00	381.10		
0220 Scientific supplies-----	2,000.00	3,000.00	2,548.12		
0280 Sundry supplies-----	250.00	500.00	228.26		
0290 Materials-----	500.00	1,000.00	736.84		
02 Total supplies and materials-----	3,000.00	5,000.00	3,894.32		
06 Travel expenses-----	1,920.00	4,500.00	4,320.61		
10 Furnishing of heat, light, and power-----	250.00	500.00	166.25		
12 Repairs and alterations-----	150.00	250.00	16.68		
30 Equipment-----	20,100.00	26,170.00	22,349.16		
Total-----	174,120.00	174,120.00	172,482.59		

Estimates of appropriations required for the service of the fiscal year ending June 30, 1927—Continued

General object (title of appropriation), date of acts, references to Statutes at Large, or to Revised Statutes, and estimated amount required for each detailed object				Total amount to be appropriated under each head of appropriation	Amount appropriated for the fiscal year ending June 30, 1926
Testing Railroad Scales, etc., Bureau of Standards— Testing railroad track and other scales: For investigation and testing of railroad track scales, elevator scales, and other scales used in weighing commodities for interstate shipments and to secure equipment and assistance for testing the scales used by the Government in its transactions with the public, such as post office, navy yard, and customhouse scales, and for the purpose of cooperating with the States in securing uniformity in the weights and measures laws and in the methods of inspection, including personal services in the District of Columbia and in the field, \$39,000, of which amount not to exceed \$25,460 may be expended for personal services in the District of Columbia (<i>acts Mar. 3, 1901, vol. 31, p. 1449, secs. 1-10; Feb. 14, 1903, vol. 32, p. 826, sec. 4; Feb. 27, 1925, vol. 43, p. 1042</i>) -----				\$39,000.00	\$39,000.00
	Estimated expenditures, 1927 appropriation	Estimated expenditures, 1926 appropriation	Expended and obligated, 1925		
Departmental service:					
Salaries—					
Professional service—					
Grade 5, \$5,200 to \$6,000; average, \$5,600—	Average—	Average—	Average—		
Senior scientist (chief, Division 11).....	No. Salary	No. Salary	No. Salary		
Grade 4, \$3,800 to \$5,000; average, \$4,400—	1 \$5,200	1 \$5,200	1 \$5,200		
Scientists.....	1 3,800	1 3,800	1 4,182		
Subprofessional service—					
Grade 8, \$2,400 to \$3,000; average, \$2,700—					
Chief scientific aids.....	1 2,700	1 2,700	1 2,505		
Grade 6, \$1,860 to \$2,400; average, \$2,111—					
Senior scientific aids.....	2 2,150	2 2,150	1 1,997		
Grade 5, \$1,680 to \$2,040; average, \$1,860—					
Scientific aid.....	1 1,740	1 1,740	1 1,680		
Clerical, administrative, and fiscal service—					
Grade 6, \$2,100 to \$2,700; average, \$2,400—					
Principal clerk.....	1 2,700	1 2,700	1 2,700		
Grade 5, \$1,860 to \$2,400; average, \$2,111—					
Senior clerk-stenographers.....	2 2,150	2 2,150	2 2,100		
Grade 3, \$1,500 to \$1,860; average, \$1,680—					
Assistant clerk.....	1 1,740	1 1,740	1 1,680		
Total average number of employees.....	9 1/2	9 1/2	9 1/2		
Total salaries, departmental service.....	25,460.00	25,460.00	24,555.70		
Supplies and materials:					
0220 Scientific supplies.....	100.00	100.00	71.74		
0230 Fuel.....	350.00	350.00	311.11		
0290 Sundry supplies.....	100.00	100.00	103.77		
02 Total supplies and materials.....	550.00	550.00	486.62		
05 Telegraph service.....	100.00	100.00	80.00		
06 Travel expenses.....	10,000.00	10,000.00	10,013.15		
12 Repairs and alterations.....	2,790.00	2,790.00	4,558.04		
30 Equipment.....	100.00	100.00	88.88		
Total.....	39,000.00	39,000.00	39,782.39		
Standardization of Equipment, Bureau of Standards— Standardization of equipment: To enable the Bureau of Standards to co-operate with Government departments, engineers, and manufacturers in the establishment of standards, methods of testing, and inspection of instruments, equipment, tools, and electrical and mechanical devices used in the industries and by the Government, including the practical specification for quality and performance of such devices, and the formulation of methods of inspection, laboratory, and service tests, including personal services in the District of Columbia and in the field, [\$110,000] \$115,000, of which amount not to exceed [\$89,020] \$100,000 may be expended for personal services in the District of Columbia (<i>acts Mar. 3, 1901, vol. 31, p. 1449, secs. 1-10; Feb. 14, 1903, vol. 32, p. 826, sec. 4; Feb. 27, 1925, vol. 43, p. 1042</i>) -----				115,000.00	110,000.00
	Estimated expenditures, 1927 appropriation	Estimated expenditures, 1926 appropriation	Expended and obligated, 1925		
Departmental service:					
Salaries—					
Professional service—					
Grade 5, \$5,200 to \$6,000; average, \$5,600—	Average—	Average—	Average—		
Senior scientists (1 chief division of simplified practice).....	No. Salary	No. Salary	No. Salary		
Grade 4, \$3,800 to \$5,000; average, \$4,400—	4 \$5,500	4 \$5,500	3 1/2 \$5,414		
Scientists.....	6 4,167	5 1/2 4,085	7 4,044		
Grade 3, \$3,000 to \$3,600; average, \$3,300—					
Associate scientists.....	2 3,300	1 3,600	1 3,600		
Grade 2, \$2,400 to \$3,000; average, \$2,700—					
Assistant scientists.....	2 2,450	2 2,450	1 2,400		
Grade 1, \$1,860 to \$2,400; average, \$2,111—					
Junior scientist.....	1 1,860				

66010-25†-24

Estimates of appropriations required for the service of the fiscal year ending June 30, 1927—Continued

General object (title of appropriation), date of acts, references to Statutes at Large, or to Revised Statutes, and estimated amount required for each detailed object				Total amount to be appropriated under each head of appropriation	Amount appropriated for the fiscal year ending June 30, 1926
<i>Standardization of Equipment, Bureau of Standards—Continued.</i>					
	Estimated expenditures, 1927 appropriation	Estimated expenditures, 1926 appropriation	Expended and obligated, 1925		
Departmental service—Continued.					
Salaries—Continued.					
Subprofessional service—					
Grade 7, \$2,100 to \$2,700; average, \$2,400—					
Principal laboratory mechanic	Average— No. Salary	Average— No. Salary	Average— No. Salary		
Grade 6, \$1,860 to \$2,400; average, \$2,111—					
Senior scientific aid	1 \$1,860	1 \$1,860	1 2,100		
Senior laboratory mechanic	1 1,860		1 1,860		
Grade 5, \$1,680 to \$2,040; average, \$1,860—					
Laboratory mechanic			1 2,040		
Grade 4, \$1,500 to \$1,860; average, \$1,680—					
Assistant scientific aid			1 1,680		
Grade 2, \$1,140 to \$1,500; average, \$1,320—					
Underscientific helper	1 1,200	1 1,200	1 1,154		
Clerical, administrative, and fiscal service—					
Grade 9, \$3,000 to \$3,600; average, \$3,300—					
Senior administrative assistant	1 3,000	1 3,000	1 3,096		
Grade 7, \$2,400 to \$3,000; average, \$2,700—					
Business specialist			1 3,000		
Grade 6, \$2,100 to \$2,700; average, \$2,400—					
Principal clerk-stenographer			1 2,700		
Grade 5, \$1,860 to \$2,400; average, \$2,111—					
Senior clerk-stenographers	2 2,000	2 2,000	2 2,041		
Grade 4, \$1,680 to \$2,040; average, \$1,860—					
Clerk-stenographers	2 1,680	2 1,680	1 1,848		
Grade 3, \$1,500 to \$1,860; average, \$1,680—					
Assistant clerk-stenographers	7 1,599	6 1,607	7 1,575		
Grade 2, \$1,320 to \$1,680; average, \$1,500—					
Junior clerk-stenographers	2 1,410	2 1,410	3 1,415		
Grade 1, \$1,140 to \$1,500; average, \$1,320—					
Underclerks	5 1,164	5 1,164	2 1,144		
Custodial service—					
Grade 8, \$1,860 to \$2,400; average, \$2,111—					
Principal mechanic	1 2,100	1 2,100	1 2,100		
Grade 7, \$1,680 to \$2,040; average, \$1,860—					
Senior mechanic	1 2,040	1 2,040	1 2,040		
Grade 3, \$1,020 to \$1,260; average, \$1,140—					
Messenger			1 1,053		
Total average number of employees	39 100,000.00	34 89,020.00	36 93,778.46		
Total salaries, departmental service					
Deduct expenditures for personal services included in objects named below	1,500.00		2,400.00		
01 Total salaries, departmental service	98,500.00	89,020.00	91,378.46		
The difference between 1927 and 1926 is due to increase in force, \$10,980.					
Supplies and materials:					
0200 Stationery and office supplies	750.00	750.00	253.30		
0220 Scientific supplies	1,000.00	1,000.00	223.92		
0280 Sundry supplies	1,000.00	1,000.00	683.52		
0290 Materials	2,000.00	2,000.00	1,389.97		
02 Total supplies and materials	4,750.00	4,750.00	2,550.71		
06 Travel expenses	7,000.00	7,250.00	6,983.09		
08 Photolithographing	100.00	100.00	31.50		
10 Furnishing heat, light, and power	1,000.00	1,000.00	1,000.00		
Equipment:					
3022 Scientific equipment	2,650.00	6,880.00	7,416.37		
3050 Other equipment	1,000.00	1,000.00	404.64		
30 Total equipment	3,650.00	7,880.00	7,821.01		
Total	115,000.00	110,000.00	109,764.77		
<i>Standard Materials, Bureau of Standards—</i>					
Standard materials: For purchase, preparation, analysis, and distribution of standard materials to be used in checking chemical analyses and in the testing of physical measuring apparatus, including personal services in the District of Columbia and in the field, \$10,000, of which amount not to exceed \$8,000 may be expended for personal services in the District of Columbia (acts Mar. 3, 1901, vol. 31, p. 1449, secs. 1-10; Feb. 14, 1903, vol. 32, p. 826, sec. 4; Feb. 27, 1925, vol. 43, p. 1042)				\$10,000.00	\$10,000.00

Estimates of appropriations required for the service of the fiscal year ending June 30, 1927—Continued

General object (title of appropriation), date of acts, references to Statutes at Large, or to Revised Statutes, and estimated amount required for each detailed object				Total amount to be appropriated under each head of appropriation	Amount appropriated for the fiscal year ending June 30, 1926
<i>Standard Materials, Bureau of Standards—Continued.</i>					
	Estimated expenditures, 1927 appropriation	Estimated expenditures, 1926 appropriation	Expended and obligated, 1925		
Departmental service—					
Salaries—					
Professional service—	Average—	Average—	Average—		
Grade 4, \$3,800 to \$5,000; average, \$4,400—	No. Salary	No. Salary	No. Salary		
Scientist.....	1 \$4,400	1 \$4,400	1 \$4,400		
Grade 3, \$3,000 to \$3,600; average, \$3,300—					
Associate scientist.....			1 3,000		
Subprofessional service—					
Grade 4, \$1,500 to \$1,860; average, \$1,680—					
Assistant laboratory mechanic.....	1 1,680	1 1,680	1 1,740		
Clerical, administrative, and fiscal service—					
Grade 3, \$1,500 to \$1,860; average, \$1,680—					
Assistant clerk-stenographer.....	1 1,740	1 1,740			
Grade 1, \$1,140 to \$1,500; average, \$1,320—					
Underclerk.....	1 1,200	1 1,200	1 1,140		
Total average number of employees.....	3 1/2	3 1/2	3 1/2		
01 Total salaries, departmental service.....	8,000.00	8,000.00	8,417.99		
Supplies and materials:					
0220 Scientific supplies.....	750.00	750.00	407.65		
0280 Sundry supplies.....	100.00	100.00	35.00		
02 Total supplies and materials.....	850.00	850.00	442.65		
06 Travel expenses.....	100.00	100.00	67.72		
07 Transportation of things.....	150.00	150.00	175.00		
10 Furnishing of heat, light, and power.....	100.00	100.00	150.00		
30 Equipment.....	800.00	800.00	723.31		
Total.....	10,000.00	10,000.00	9,976.67		
<i>Investigation of Radioactive Substances, Bureau of Standards—</i>					
Investigation of radioactive substances: For an investigation of radioactive substances and the methods of their measurements and testing, including personal services in the District of Columbia and in the field, [\$10,680] \$9,540, of which amount not to exceed [\$9,320] \$8,180 may be expended for personal services in the District of Columbia (acts Mar. 3, 1901, vol. 31, p. 1449, secs. 1-10; Feb. 14, 1903, vol. 32, p. 826, sec. 4; Feb. 27, 1925, vol. 43, p. 1042).....				\$9,540.00	\$10,680.00
	Estimated expenditures, 1927 appropriation	Estimated expenditures, 1926 appropriation	Expended and obligated, 1925		
Departmental service:					
Salaries—					
Professional service—	Average—	Average—	Average—		
Grade 5, \$5,200 to \$6,000; average, \$5,600—	No. Salary	No. Salary	No. Salary		
Senior scientist.....	1 \$5,200	1 \$5,200			
Grade 4, \$3,800 to \$5,000; average, \$4,400—					
Scientist.....			1 3,800		
Grade 1, \$1,860 to \$2,400; average, \$2,111—					
Junior scientists.....	1 1/2 2,020	1 1/2 2,020	1 1,860		
Subprofessional service—					
Grade 6, \$1,860 to \$2,400; average, \$2,111—					
Senior laboratory mechanic.....			1 1,920		
Clerical, administrative, and fiscal service—					
Grade 3, \$1,500 to \$1,860; average, \$1,680—					
Assistant clerk-stenographer.....			1 1,575		
Grade 1, \$1,140 to \$1,500; average, \$1,320—					
Underclerk.....		1 1,140			
Custodial service—					
Grade 2, \$900 to \$1,140; average, \$1,020—					
Junior laborer.....			1 915		
Total average number of employees.....	2 1/2	3 1/2	3 1/2		
Total salaries, departmental service.....			7,656.56		
Deduct expenditures for personal services included in objects named below.....			1,280.00		
01 Total salaries, departmental service.....	8,180.00	9,320.00	6,376.56		
The difference between 1927 and 1926 is due to decrease in force, \$1,140.					
Supplies and materials:					
0220 Scientific supplies.....	300.00	300.00	335.99		
0280 Sundry supplies.....	250.00	250.00	284.04		
02 Total supplies and materials.....	550.00	550.00	620.03		
06 Travel expenses.....	100.00	100.00	92.21		
07 Transportation of things.....			39.45		
30 Equipment.....	710.00	710.00	3,849.24		
Total.....	9,540.00	10,680.00	10,977.49		

Estimates of appropriations required for the service of the fiscal year ending June 30, 1927—Continued

General object (title of appropriation), date of acts, references to Statutes at Large, or to Revised Statutes, and estimated amount required for each detailed object				Total amount to be appropriated under each head of appropriation	Amount appropriated for the fiscal year ending June 30, 1926
Investigation of Automotive Engines, Bureau of Standards— Investigation of automotive engines: For the promotion of economy and efficiency in automotive transportation by land and by air through investigations of the basic principles underlying the design, performance, operation, and testing of automotive engines, their fuels, lubricants, accessories, and the power transmitting system used in connection with them; also such elements as brakes and brake linings; to promote economy in the use of liquid fuels and safety in vehicular traffic, including personal services in the District of Columbia and in the field, \$25,000, of which amount not to exceed \$20,680 may be expended for personal services in the District of Columbia (<i>acts Mar. 3, 1901, vol. 31, p. 1449, secs. 1-10; Feb. 14, 1903, vol. 32, p. 826, sec. 4; Feb. 27, 1925, vol. 43, p. 1043</i>) -----				\$25, 000. 00	\$25, 000. 00
	Estimated expenditures, 1927 appropriation	Estimated expenditures, 1926 appropriation	Expended and obligated, 1925		
Departmental service:					
Salaries—					
Professional service—					
Grade 5, \$5,200 to \$6,000; average, \$5,600—	Average—	Average—	Average—		
Senior scientist.....	No. Salary	No. Salary	No. Salary		
Grade 4, \$3,800 to \$5,000; average, \$4,400—	1 \$5, 200	1 \$5, 200	1 \$5, 200		
Scientist.....	1 3, 800	1 3, 800	1 3, 800		
Grade 3, \$3,000 to \$3,600; average, \$3,300—	1 3, 000	1 3, 000	1 3, 000		
Associate scientist.....	1 2, 400	1 2, 400	1 2, 485		
Grade 2, \$2,400 to \$3,000; average, \$2,700—	1 2, 400	1 2, 400	1 2, 485		
Assistant scientists.....	1 2, 200	1 2, 200	2 2, 065		
Grade 1, \$1,860 to \$2,400; average, \$2,111—	1 2, 200	1 2, 200	2 2, 065		
Junior scientists.....					
Subprofessional service—					
Grade 7, \$2,100 to \$2,700; average, \$2,400—	1 2, 400	1 2, 400	1 2, 400		
Principal scientific aid.....	1 2, 300	1 2, 300	1 2, 021		
Grade 6, \$1,860 to \$2,400; average, \$2,111—	1 1, 860	1 1, 860	1 1, 860		
Senior laboratory mechanics.....	1 1, 320	1 1, 320	1 1, 335		
Grade 5, \$1,680 to \$2,040; average, \$1,860—	1 1, 320	1 1, 320	1 1, 320		
Laboratory mechanic.....	1 1, 740	1 1, 740	1 1, 740		
Grade 2, \$1,140 to \$1,500; average, \$1,320—	1 1, 500	1 1, 500	1 1, 500		
Underlaboratory mechanic.....	1 1, 140	1 1, 140	1 1, 140		
Clerical, administrative, and fiscal service—					
Grade 4, \$1,680 to \$2,040; average, \$1,860—	1 1, 020	1 1, 020	1 960		
Clerk-stenographer.....					
Custodial service—					
Grade 6, \$1,500 to \$1,860; average, \$1,680—					
Mechanic.....					
Grade 4, \$1,140 to \$1,500; average, \$1,320—					
Undermechanic.....					
Grade 2, \$900 to \$1,140; average, \$1,020—					
Junior laborer.....					
Total average number of employees.....	8 1/2	8 1/2	10 1/2		
Total salaries, departmental service.....	20, 680. 00	20, 680. 00	21, 592. 71		
Deduct expenditures for personal services included in objects named below.....	2, 500. 00	2, 500. 00	2, 500. 00		
01 Total personal services.....	18, 180. 00	18, 180. 00	19, 092. 71		
Supplies and materials:					
0220 Scientific supplies.....	500. 00	500. 00	244. 78		
0230 Fuel.....	500. 00	500. 00	307. 34		
0280 Sundry supplies.....	300. 00	300. 00	290. 71		
0290 Materials.....	250. 00	250. 00	232. 62		
02 Total supplies and materials.....	1, 550. 00	1, 550. 00	1, 075. 45		
06 Travel expenses.....	750. 00	750. 00	780. 37		
12 Repairs and alterations.....	150. 00	150. 00	84. 80		
30 Equipment.....	4, 370. 00	4, 370. 00	3, 697. 36		
Total.....	25, 000. 00	25, 000. 00	24, 730. 69		
Total, Bureau of Standards.....				1, 890, 385. 00	1, 842, 825. 00

During the fiscal year [1926] 1927 the head of any department or independent establishment of the Government having funds available for scientific investigations and requiring cooperative work by the Bureau of Standards on scientific investigations within the scope of the functions of that bureau, and which the Bureau of Standards is unable to perform within the limits of its appropriations, may, with the approval of the Secretary of Commerce, transfer to the Bureau of Standards such sums as may be necessary to carry on such investigations. The Secretary of the Treasury shall transfer on the books of the Treasury Department any sums which may be authorized hereunder, and such amounts shall be placed to the credit of the Bureau of Standards for the performance of work for the department or establishment from which the transfer is made, including where necessary compensation for personal services in the District of Columbia and in the field.

Estimates of appropriations required for the service of the fiscal year ending June 30, 1927—Continued

General object (title of appropriation), date of acts, references to Statutes at Large, or to Revised Statutes, and estimated amount required for each detailed object				Total amount to be appropriated under each head of appropriation	Amount appropriated for the fiscal year ending June 30, 1926
BUREAU OF LIGHTHOUSES					
Salaries, Bureau of Lighthouses—					
Salaries: For the commissioner and other personal services in the District of Columbia in accordance with the classification act of 1923 (<i>act Feb. 27, 1925, vol. 43, p. 1043</i>)				\$89, 880. 00	\$89, 880. 00
	Estimated expenditures, 1927 appropriation	Estimated expenditures, 1926 appropriation	Expended and obligated, 1925		
Departmental service:					
Salaries—					
Professional and scientific service—	<i>Average—</i>	<i>Average—</i>	<i>Average—</i>		
Grade 6, \$6,000 to \$7,500; average, \$6,750—	No. Salary	No. Salary	No. Salary		
Chief engineer (commissioner).....	1 \$6, 500	1 \$6, 500	1 \$7, 400		
Grade 5, \$5,200 to \$6,000; average, \$5,600—					
Senior engineers (deputy commissioner, chief constructing engineer, and superintendent of naval construction).....	3 5, 600	3 5, 600	3 5, 359		
Grade 4, \$3,800 to \$5,000; average, \$4,400—					
Engineers.....	2 4, 000	2 4, 000	2 3, 600		
Grade 3, \$3,000 to \$3,600; average, \$3,300—					
Associate engineer.....	1 3, 300	1 3, 300	1 3, 260		
Grade 2, \$2,400 to \$3,000; average, \$2,700—					
Assistant engineers.....	2 2, 700	2 2, 650	2 2, 598		
Subprofessional service—					
Grade 7, \$2,100 to \$2,700; average, \$2,400—					
Principal engineer draftsman.....	1 2, 300	1 2, 300	1 2, 192		
Grade 5, \$1,680 to \$2,040; average, \$1,860—					
Engineer draftsmen.....	1½ 1, 860	1½ 1, 860	1 1, 945		
Clerical, administrative, and fiscal service—					
Grade 9, \$3,000 to \$3,600; average, \$3,300—					
Administrative officer (chief clerk).....	1 3, 300	1 3, 300	1 3, 275		
Grade 7, \$2,400 to \$3,000; average, \$2,700—					
Junior administrative assistants (chiefs of division).....	2 2, 700	2 2, 700	2 2, 675		
Grade 6, \$2,100 to \$2,700; average, \$2,400—					
Principal clerks (chief of division and assistant chief of division).....	2 2, 300	2 2, 300	2 2, 192		
Grade 5, \$1,860 to \$2,400; average, \$2,130—					
Senior clerk-stenographer (secretary to commissioner).....	1 1, 980	1 1, 920	1 1, 873		
Senior clerk (assistant chief of division).....	1 1, 980	1 1, 920	1 1, 873		
Grade 4, \$1,680 to \$2,040; average, \$1,860—					
Clerk-stenographer.....	1 1, 800	1 1, 800	1 1, 790		
Clerks (chief of division and assistant chief of division).....	2 1, 890	2 1, 890	2 1, 831		
Grade 3, \$1,400 to \$1,860; average, \$1,680—					
Assistant-clerk stenographers.....	3 1, 580	3 1, 580	3 1, 513		
Assistant clerk.....	1 1, 670	1 1, 620	1 1, 513		
Grade 2, \$1,320 to \$1,680; average, \$1,500—					
Junior clerks.....	9 1, 400	9 1, 400	9 1, 329		
Custodial service—					
Grade 3, \$1,020 to \$1,260; average, \$1,140—					
Messengers.....	2 1, 140	2 1, 110	2 1, 082		
Grade 1, \$600 to \$780; average, \$690—					
Junior messenger.....	1 660	1 600	1 718		
Total average number of employees.....	37½	37½	37		
Total salaries, departmental service.....	89, 880. 00	89, 440. 00	86, 377. 00		
The difference between 1926 and 1927 is to effect some small promotions, \$440.					

General Expenses, Lighthouse Service—

General expenses: For supplies, including replacement of and necessary additions to existing equipment, repairs, maintenance, and incidental expenses of lighthouses and other lights, beacons, buoyage, fog signals, lighting of rivers heretofore authorized to be lighted, light vessels, other aids to navigation, and lighthouse tenders, including the establishment, repair, and improvement of beacons and day marks, and purchase of land for same; establishment of post lights, buoys, submarine signals, and fog signals; establishment of oil or carbide houses, not to exceed \$10,000: *Provided*, That any oil or carbide house erected hereunder shall not exceed \$1,000 in cost; construction of necessary outbuildings at a cost not exceeding \$500; \$1,000 at any one light station in any fiscal year; improvement of grounds and buildings connected with light stations and depots; restoring light stations and depots and buildings connected therewith: *Provided further*, That such restoration shall be limited to the original purpose of the structures; wages of persons attending post lights; temporary employees and field force while engaged on works of general repair and maintenance, and laborers and mechanics at lighthouse depots; rations and provisions or commutation thereof for working parties in the field, officers and crews of light vessels and tenders and officials and other authorized persons of the Lighthouse Service on duty on board of such tenders or vessels, and money accruing from commutation for rations and provisions for the above-named persons on board of tenders and light vessels or in

Estimates of appropriations required for the service of the fiscal year ending June 30, 1927—Continued

General object (title of appropriation), date of acts, references to Statutes at Large, or to Revised Statutes, and estimated amount required for each detailed object	Total amount to be appropriated under each head of appropriation	Amount appropriated for the fiscal year ending June 30, 1926
General Expenses, Lighthouse Service—Continued. working parties in the field may be paid on proper vouchers to the person having charge of the mess of such vessel or party; not exceeding \$2,000 for packing, crating, and transporting personal household effects of employees when transferred from one official station to another for permanent duty; purchase of rubber boots, oilskins, rubber gloves, and coats, caps, and aprons for stewards' departments on vessels; reimbursement under rules prescribed by the Secretary of Commerce of keepers of light stations and masters of light vessels and of lighthouse tenders for rations and provisions and clothing furnished shipwrecked persons who may be temporarily provided for by them, not exceeding in all, \$5,000 in any fiscal year; fuel, light, and rent of quarters where necessary for keepers of lighthouses; purchase of land sites for fog signals; rent of necessary ground for all such lights and beacons as are for temporary use or to mark changeable channels and which in consequence can not be made permanent; rent of offices, depots, and wharves; traveling expenses, including travel for the examinations authorized by the act entitled "An act to provide for retirement for disability in the Lighthouse Service," approved March 4, 1925; mileage; library books for light stations and vessels, and technical books and periodicals not exceeding \$1,000; traveling and subsistence expenses of teachers while actually employed by States or private persons to instruct the children of keepers of lighthouses; all other contingent expenses of district offices and depots, including the purchase of provisions for sale to lighthouse keepers at isolated stations, and the appropriation reimbursed, and not exceeding \$8,500 for contingent expenses of the office of the Bureau of Lighthouses in the District of Columbia (act Feb. 27, 1925, vol. 43, p. 1043) -----	\$4, 240, 000. 00	\$4, 039, 500. 00

	Estimated expenditures, 1927 appropriation	Estimated expenditures, 1926 appropriation	Expended and obligated, 1925
Field service:	Average—	Average—	Average—
Salaries and wages—	No. Salary	No. Salary	No. Salary
Light attendants.....	11 1,685	11 1,685	11 1,685
Lamp lighters.....	1,729 174	1,729 174	1,727 174
Boiler maker, assistant foreman.....	1 2,739	1 2,739	1 2,739
Boiler makers, leaders.....	4 2,304	4 2,304	4 2,304
Boiler makers.....	29 2,139	28 2,139	27 2,139
Blacksmith, foreman.....	1 3,208	1 3,208	1 3,208
Blacksmiths.....	17 1,911	16 1,911	15 1,911
Blacksmiths, junior.....	3 1,753	3 1,753	3 1,753
Blacksmiths, helpers.....	16 1,450	16 1,450	16 1,450
Boat builders.....	9 1,879	9 1,879	9 1,879
Carpenters, masters.....	2 1,842	2 1,842	2 1,842
Carpenters, foremen.....	2 2,705	2 2,705	2 2,705
Carpenters, marine.....	3 2,103	3 2,103	3 2,103
Carpenters.....	52 1,874	52 1,874	50 1,874
Carpenter, helper.....	1 1,352	1 1,352	1 1,352
Chauffeurs.....	2 1,740	2 1,740	2 1,740
Concrete worker.....	1 1,552	1 1,552	1 1,552
Electrician, radio.....	1 2,400	1 2,400	1 2,400
Electricians.....	3 2,292	3 2,292	3 2,292
Engineer.....	1 2,340	1 2,340	1 2,340
Engineers, assistant.....	4 2,040	4 2,040	4 2,040
Engineer, hoisting.....	1 2,040	1 2,040	1 2,040
Firemen.....	5 1,578	5 1,578	5 1,578
Foremen.....	25 2,179	24 2,179	24 2,179
Helpers.....	7 1,398	7 1,398	7 1,398
Laborer, foreman.....	1 2,269	1 2,269	1 2,269
Laborers, skilled.....	15 1,308	15 1,308	15 1,308
Laborers.....	6 805	6 805	6 805
Lamp makers.....	7 2,107	7 2,107	7 2,107
Masons.....	4 2,181	4 2,181	4 2,181
Master mechanics.....	2 3,048	2 3,048	2 3,048
Mechanicians.....	11 2,302	11 2,302	11 2,302
Mechanics, general.....	2 1,680	2 1,680	2 1,680
Machinist, foreman.....	1 3,052	1 3,052	1 3,052
Machinist, assistant foreman.....	1 2,895	1 2,895	1 2,895
Machinists, marine, leaders.....	2 2,304	2 2,304	2 2,304
Machinists, marine.....	7 2,178	7 2,178	7 2,178
Machinists, leaders.....	2 2,304	2 2,304	2 2,304
Machinists.....	46 2,051	45 2,051	45 2,051
Machinists, junior.....	3 1,628	3 1,628	3 1,628
Machinists, helper.....	6 1,386	6 1,386	6 1,386
Packer, foreman.....	1 1,680	1 1,680	1 1,680
Packer, assistant.....	1 1,620	1 1,620	1 1,620
Packers.....	9 1,555	9 1,555	9 1,555
Painters.....	3 1,949	3 1,949	3 1,949
Pattern maker.....	1 2,424	1 2,424	1 2,424
Pile driver.....	1 2,040	1 2,040	1 2,040
Pipe fitters.....	3 2,178	3 2,178	3 2,178
Plumber.....	1 2,329	1 2,329	1 2,329
Rivet heaters.....	5 1,352	5 1,352	5 1,352
Rivet holders.....	25 1,442	25 1,442	25 1,442
Sailmakers.....	2 2,116	2 2,116	2 2,116
Sheet-metal worker.....	1 2,040	1 2,040	1 2,040
Spear buoy maker.....	1 1,828	1 1,828	1 1,828
Spinners.....	3 2,245	3 2,245	3 2,245
Store man.....	1 1,402	1 1,402	1 1,402
Tinsmiths.....	3 2,178	3 2,178	3 2,178
Tinsmith, junior.....	1 1,803	1 1,803	1 1,803

Estimates of appropriations required for the service of the fiscal year ending June 30, 1927—Continued

General object (title of appropriation), date of acts, references to Statutes at Large, or to Revised Statutes, and estimated amount required for each detailed object				Total amount to be appropriated under each head of appropriation	Amount appropriated for the fiscal year ending June 30, 1926
<i>General Expenses, Lighthouse Service—Continued.</i>					
	Estimated expenditures, 1927 appropriation	Estimated expenditures, 1926 appropriation	Expended and obligated, 1925		
Field service—Continued.					
Salaries and wages—Continued.					
Tinsmith, helper.....	No. 1 Salary \$1,442	No. 1 Salary \$1,442	No. 1 Salary \$1,442		
Tool keeper.....	1 1,578	1 1,578	1 1,578		
Welders, arc.....	4 2,026	4 2,026	4 2,026		
Welder, gas.....	1 2,254	1 2,254	1 2,254		
Welder, junior.....	1 1,793	1 1,793	1 1,793		
Yardmen.....	2 1,440	2 1,440	2 1,440		
Temporary labor.....	475,000	400,000	395,750		
Total average number of employees.....	2,118.4	2,114.4	2,108.4		
Total salaries and wages, field service.....	1,510,000.00	1,425,000.00	1,411,966.00		
The difference between 1927 and 1926 is due to increase in force, \$85,000.					
Deduct expenditures for personal services included in objects named below.....	1,000,000.00	925,000.00	919,609.00		
01 Net salaries and wages, field service.....	510,000.00	500,000.00	492,357.00		
Supplies and materials:					
0200 Stationery and office supplies.....	3,700.00	3,700.00	3,735.89		
0210 Medical and hospital supplies.....	1,700.00	1,700.00	1,684.90		
0220 Scientific and educational supplies.....	400.00	400.00	395.07		
0230 Fuel.....	853,000.00	851,000.00	851,657.05		
0240 Wearing apparel and sewing supplies.....	2,600.00	2,600.00	2,597.53		
0250 Forage and other supplies for animals.....	500.00	500.00	524.90		
0260 Provisions.....	1,700.00	1,700.00	1,750.08		
0270 Powder, projectiles, explosives, pyrotechnic supplies, and components thereof.....	100.00	25.00	3.50		
0280 Sundry supplies.....	260,300.00	246,300.00	245,407.42		
0290 Materials.....	260,000.00	248,075.00	247,893.46		
02 Total supplies and materials.....	1,384,000.00	1,356,000.00	1,355,649.80		
03 Subsistence and support of persons (service).....	455,000.00	455,000.00	680,091.05		
Communication service:					
0500 Telegraph service.....	2,500.00	2,500.00	2,520.73		
0510 Telephone service.....	11,300.00	11,300.00	11,247.12		
0520 Other communication service (postage).....	200.00	200.00	160.50		
05 Total communication service.....	14,000.00	14,000.00	13,928.35		
06 Travel expenses.....	40,000.00	39,000.00	39,638.36		
07 Transportation of things (service).....	85,000.00	80,000.00	79,397.34		
08 Photographing and making photographs and prints.....	1,000.00	1,000.00	996.92		
09 Advertising and publication of notices (service).....	500.00	500.00	569.78		
10 Furnishing of heat, light, power, water, electricity (service).....	46,000.00	45,000.00	46,195.11		
Rents:					
1100 Rent of buildings and structures.....	12,000.00	12,000.00	12,109.98		
1110 Other rents.....	6,500.00	6,500.00	6,307.23		
11 Total rents.....	18,500.00	18,500.00	18,417.21		
12 Repairs and alterations.....	1,050,000.00	940,000.00	938,206.68		
13 Special and miscellaneous current expenses.....	13,000.00	13,000.00	13,050.56		
Equipment:					
3010 Furniture, furnishings, and fixtures.....	39,500.00	34,500.00	34,635.13		
3020 Educational, scientific, and recreational equipment.....	100.00	100.00	111.25		
3050 Other equipment.....	475,400.00	459,400.00	459,464.01		
30 Total equipment.....	515,000.00	494,000.00	494,210.39		
31 Land and interests in land.....	500.00	500.00	498.02		
Structures and parts, etc.:					
3210 Other structures.....	100,000.00	77,500.00	77,374.92		
3220 Nonstructural improvements.....	7,500.00	5,500.00	5,879.97		
32 Total structures and parts, etc.....	107,500.00	83,000.00	83,254.89		
33 Stores purchased for resale.....			492.30		
Total.....	4,240,000.00	4,039,500.00	4,256,953.76		

Estimates of appropriations required for the service of the fiscal year ending June 30, 1927—Continued

General object (title of appropriation), date of acts, references to Statutes at Large, or to Revised Statutes, and estimated amount required for each detailed object				Total amount to be appropriated under each head of appropriation	Amount appropriated for the fiscal year ending June 30, 1926
Salaries, Keepers of Lighthouses— Keepers of lighthouses: For salaries of not exceeding one thousand eight hundred lighthouse and fog-signal keepers and persons attending lights, exclusive of post lights [<i>Provided</i> , That section 9 of the act approved May 14, 1908 (Thirty-fifth Statutes, page 163), and section 3 of the act approved June 20, 1918 (Fortieth Statutes, page 608), are hereby repealed] (act Feb. 27, 1925, vol. 43, p. 1044)				\$1, 970, 000. 00	\$1, 970, 000. 00
	Estimated expenditures, 1927 appropriation	Estimated expenditures, 1926 appropriation	Expended and obligated, 1925		
Field service:					
Salaries and wages—	Average—	Average—	Average—		
Lighthouse keepers—	No. Salary	No. Salary	No. Salary		
Salary range, \$1,680 to \$1,920; average, \$1,800	15 \$1, 812	15 \$1, 812	15 \$1, 585		
Salary range, \$1,620 to \$1,860; average, \$1,740	24 1, 745	24 1, 745	24 1, 520		
Salary range, \$1,560 to \$1,800; average, \$1,680	38 1, 655	38 1, 655	38 1, 430		
Salary range, \$1,500 to \$1,740; average, \$1,620	51 1, 589	51 1, 589	52 1, 364		
Salary range, \$1,440 to \$1,680; average, \$1,560	97 1, 512	97 1, 512	97 1, 284		
Salary range, \$1,380 to \$1,620; average, \$1,500	107 1, 482	107 1, 482	107 1, 258		
Salary range, \$1,320 to \$1,560; average, \$1,440	181 1, 420	181 1, 420	181 1, 195		
Salary range, \$1,260 to \$1,500; average, \$1,380	197 1, 371	197 1, 371	197 1, 146		
Salary range, \$1,200 to \$1,440; average, \$1,320	200 1, 323	200 1, 323	200 1, 098		
Salary range, \$1,140 to \$1,380; average, \$1,260	229 1, 245	229 1, 245	229 1, 020		
Salary range, \$1,080 to \$1,320; average, \$1,200	137 1, 283	137 1, 283	137 1, 058		
Salary range, \$1,020 to \$1,260; average, \$1,140	71 1, 142	71 1, 142	71 917		
Salary range, \$960 to \$1,200; average, \$1,080	19 1, 121	19 1, 121	18 896		
Lamp lighters—					
Salary range, \$12 to \$1,500	219 330	219 330	220 330		
Light attendants—					
Salary range, \$780 to \$1,620; average, \$1,200	16 1, 250	16 1, 250	16 1, 250		
Laborers in charge—					
Salary range, \$60 to \$600; average, \$330	11 408	11 408	11 408		
Total average number of employees	1, 612	1, 612	1, 613		
Total salaries and wages, field service	1, 970, 000. 00	1, 970, 000. 00	1, 663, 179. 79		
Salaries, Lighthouse Vessels— Lighthouse vessels: For salaries and wages of officers and crews of light vessels and lighthouse tenders, including temporary employment when necessary (act Feb. 27, 1925, vol. 43, p. 1044)				2, 245, 000. 00	2, 220, 000. 00
	Estimated expenditures, 1927 appropriation	Estimated expenditures, 1926 appropriation	Expended and obligated, 1925		
Field service:					
Salaries and wages—	Average—	Average—	Average—		
Salary range, \$3,000 to \$3,600; average, \$3,300—	No. Salary	No. Salary	No. Salary		
Captains	12 \$3, 060	12 \$3, 060	12 \$3, 060		
Masters	2 3, 000	2 3, 000	2 3, 000		
Master and pilot	1 3, 000	1 3, 000	1 3, 000		
Salary range, \$2,700 to \$3,300; average, \$3,000—					
Masters	19 2, 874	19 2, 874	19 2, 874		
Chief engineers	2 2, 760	2 2, 760	2 2, 760		
Salary range, \$2,400 to \$3,000; average, \$2,700—					
Masters	11 2, 575	11 2, 575	11 2, 575		
Master and pilot	1 2, 520	1 2, 520	1 2, 520		
Chief engineers	9 2, 593	9 2, 593	9 2, 593		
Engineers	20 2, 526	20 2, 526	20 2, 526		
Salary range, \$2,100 to \$2,700; average, \$2,400—					
Masters	24 2, 213	23 2, 213	23 2, 213		
First officer	1 2, 100	1 2, 100	1 2, 100		
Master and pilot	1 2, 180	1 2, 180	1 2, 180		
Engineers	26 2, 182	25 2, 182	25 2, 182		
Salary range, \$1,860 to \$2,400; average, \$2,100—					
Masters	30 2, 001	30 2, 001	30 2, 001		
First officers	33 1, 960	33 1, 960	33 1, 960		
Second officer	1 1, 920	1 1, 920	1 1, 920		
Masters	35 1, 887	35 1, 887	35 1, 887		
Engineers	33 1, 940	33 1, 940	33 1, 940		
Assistant engineers	47 1, 934	47 1, 934	47 1, 934		
Salary range, \$1,680 to \$2,040; average, \$1,860—					
Masters	7 1, 706	7 1, 706	7 1, 706		
First officers	8 1, 800	8 1, 800	8 1, 800		
Second officers	32 1, 749	31 1, 749	31 1, 749		
Third officer	1 1, 740	1 1, 740	1 1, 740		
Mates	12 1, 755	12 1, 755	12 1, 755		
Engineers	9 1, 760	9 1, 760	9 1, 760		
Assistant engineers	51 1, 777	51 1, 777	51 1, 777		
Radio operator	1 1, 800	1 1, 800	1 1, 800		
Quartermaster carpenter	1 1, 680	1 1, 680	1 1, 680		
Salary range, \$1,500 to \$1,860; average, \$1,680—					
Masters	3 1, 580	3 1, 580	3 1, 580		
Mates	7 1, 551	7 1, 551	7 1, 551		
Engineers	6 1, 600	5 1, 600	5 1, 600		
Assistant engineers	10 1, 548	10 1, 548	10 1, 548		

Estimates of appropriations required for the service of the fiscal year ending June 30, 1927—Continued

General object (title of appropriation), date of acts, references to Statutes at Large, or to Revised Statutes, and estimated amount required for each detailed object

Total amount to be appropriated under each head of appropriation

Amount appropriated for the fiscal year ending June 30, 1926

Salaries, Lighthouse Vessels—Continued.

	Estimated expenditures, 1927 appropriation		Estimated expenditures, 1926 appropriation		Expended and obligated, 1925	
Field service—Continued.	Average—		Average—		Average—	
Salaries and wages—Continued.	No.	Salary	No.	Salary	No.	Salary
Salary range, \$1,320 to \$1,680; average, \$1,500—						
Masters.....	3	\$1,440	3	\$1,440	3	\$1,440
Radio operators.....	60	1,336	59	1,336	58	1,336
Yeoman.....	1	1,440	1	1,440	1	1,440
Stewards.....	5	1,440	5	1,440	5	1,440
Cooks.....	10	1,404	10	1,404	10	1,404
Ship keeper.....	1	1,320	1	1,320	1	1,320
Boatswain.....	1	1,320	1	1,320	1	1,320
Salary range, \$1,140 to \$1,500; average, \$1,320—						
First officer.....	1	1,200	1	1,200	1	1,200
Quartermasters.....	16½	1,140	15	1,140	14	1,140
Boatswains.....	2	1,230	2	1,230	2	1,230
Oilers.....	12	1,140	12	1,140	12	1,140
Stewards.....	29	1,167	28	1,167	28	1,167
Cooks.....	26	1,168	26	1,168	26	1,168
Salary range, \$1,020 to \$1,260; average, \$1,140—						
Carpenter.....	1	1,020	1	1,020	1	1,020
Oilers.....	2½	1,020	2½	1,020	2½	1,020
Seaman.....	1	1,020	1	1,020	1	1,020
Firemen.....	14½	1,080	14	1,080	14	1,080
Cooks.....	69	1,037	68	1,037	68	1,037
Salary range, \$900 to \$1,140; average, \$1,020—						
Winchmen.....	2	900	2	900	2	900
Quartermasters.....	20	903	19½	903	19½	903
Boatswains.....	16	911	16	911	16	911
Oilers.....	20	912	20	912	20	912
Seamen.....	118	900	115	900	115	900
Deck hands.....	2	930	2	930	2	938
Firemen.....	60	907	59½	907	58½	907
Steward.....	1	900	1	900	1	900
Cooks.....	8½	960	8½	960	8½	960
Salary range, \$780 to \$1,020; average, \$900—						
Ship keeper.....	1	840	1	840	1	840
Winchman.....	1	840	1	840	1	840
Quartermasters.....	76	838	75	838	74	838
Oilers.....	80	868	79	868	78	868
Seamen.....	20½	840	21½	840	19½	840
Deck hands.....	5	840	5	840	5	840
Firemen.....	195	812	190½	812	190½	812
Stewards.....	2	810	2	810	2	810
Mess attendants.....	10½	840	10½	840	10½	840
Salary range, \$600 to \$780; average, \$690—						
Seamen.....	421	749	414	749	414	749
Deck hands.....	11½	720	11½	720	11½	720
Firemen.....	20	711	21	711	20	711
Mess attendants.....	82	612	80	612	80	612
Salary range, \$420 to \$600; average, \$510—						
Steward.....	½	576	½	576	½	576
Mess attendants.....	5	557	5	557	5	557
Longevity.....	718	60	718	60	718	60
	259	120	259	120	259	120
Total average number of employees (exclusive longevity items).....	1,882½		1,865		1,866½	
Total salaries and wages, field service.....		2,245,000		2,220,000		2,212,516
The difference between 1927 and 1926 is due to maintaining full crews, so far as practicable, throughout the year, \$25,000.						

Salaries, Lighthouse Service—

Superintendents, clerks, and so forth: For salaries of seventeen superintendents of lighthouses, and of assistant superintendents, clerks, draftsmen, and other authorized permanent employees in the district offices and depots of the Lighthouse Service, exclusive of those regularly employed in the office of the Bureau of Lighthouses, District of Columbia (*act Feb. 27, 1925, vol. 43, p. 1044*)

\$565,000.00

\$548,600.00

	Estimated expenditures, 1927 appropriation		Estimated expenditures, 1926 appropriation		Expended and obligated, 1925	
Field service:	Average—		Average—		Average—	
Salaries and wages—	No.	Salary	No.	Salary	No.	Salary
Salary range, \$6,000 to \$7,500; average, \$6,750—						
Superintendent (deduction for quarters, \$200).....	1	\$5,800	1	\$5,800	1	\$5,800
Salary range, \$5,200 to \$6,000; average, \$5,600—						
Superintendents.....	16	5,250	16	5,250	16	5,250
Salary range, \$3,800 to \$5,500; average, \$4,400—						
Assistant superintendents.....	3	3,800	3	3,800	3	3,800
Examiner.....	1	3,800	1	3,800	1	3,800
Radio engineer.....	1	3,800	1	3,800	1	3,800
Salary range, \$3,300 to \$3,900; average, \$3,600—						
Assistant superintendents.....	2	3,450	2	3,450	2	3,450
Salary range, \$3,000 to \$3,600; average, \$3,300—						
Assistant superintendents.....	14	3,050	14	3,044	14	3,044
Scientific assistant.....	1	3,000	1	3,000	1	3,000
Chief clerks.....	9	3,000	9	3,000	9	3,000

Estimates of appropriations required for the service of the fiscal year ending June 30, 1927—Continued

General object (title of appropriation), date of acts, references to Statutes at Large, or to Revised Statutes, and estimated amount required for each detailed object				Total amount to be appropriated under each head of appropriation	Amount appropriated for the fiscal year ending June 30, 1925
Salaries, Lighthouse Service—Continued.					
	Estimated expenditures, 1927 appropriation	Estimated expenditures, 1926 appropriation	Expended and obligated, 1925		
Field service—Continued.					
Salaries and wages—Continued.					
Salary range, \$2,700 to \$3,300; average, \$3,000—	Average—	Average—	Average—		
Assistant superintendents.....	No. Salary	No. Salary	No. Salary		
Chemist.....	15 \$2,773	15 \$2,773	14 \$2,773		
General storekeeper.....	1 2,700	1 2,700	1 2,700		
Purchasing agent.....	1 3,000	1 3,000	1 3,000		
Chief clerks and assistant superintendents.....	1 2,800	1 2,800	1 2,800		
Chief clerks.....	3 2,880	3 2,880	3 2,880		
Salary range, \$2,400 to \$3,000; average, \$2,700—					
Draftsmen.....	7 2,871	7 2,871	7 2,871		
Assistant chemist.....	2 2,400	1 2,400	1 2,400		
Assistant radio engineer.....	1 2,400	1 2,400	1 2,400		
Salary range, \$2,100 to \$2,700; average, \$2,400—					
Draftsmen.....	1 2,800	1 2,800	1 2,800		
Clerks.....	10 2,170	9½ 2,170	8 2,170		
Salary range, \$1,800 to \$2,400; average, \$2,100—					
Traffic clerks.....	4 2,315	4 2,315	4 2,315		
Aids.....	2 2,080	2 2,080	2 2,080		
Clerks.....	2 1,860	2 1,860	1 1,860		
Depot keepers.....	28 2,087	27½ 2,087	26 2,087		
Salary range, \$1,680 to \$2,040; average, \$1,860—					
Clerks.....	3 2,300	3 2,300	3 2,300		
Depot keepers.....	19½ 1,809	18 1,807	16½ 1,807		
Salary range, \$1,500 to \$1,860; average, \$1,680—					
Clerks.....	7 1,889	7 1,889	7 1,889		
Depot keepers.....	20 1,640	16 1,613	15 1,613		
Assistant depot keepers.....	8 1,785	8 1,785	7 1,785		
Salary range, \$1,320 to \$1,680; average, \$1,500—					
Clerks.....	2 1,740	2 1,740	2 1,740		
Chief of watch.....	21 1,518	19½ 1,518	18½ 1,518		
Assistant depot keepers.....	1 1,560	1 1,560	1 1,560		
Salary range, \$1,140 to \$1,500; average, \$1,320—					
Clerks.....	2 1,560	2 1,560	2 1,560		
Telegraph operator.....	6 1,410	6 1,410	6 1,410		
Messengers.....	1 1,320	1 1,320	1 1,320		
Janitor.....	2 1,380	2 1,380	2 1,380		
Assistant janitor.....	1 1,380	1 1,380	1 1,380		
Watchmen.....	1 1,380	1 1,380	1 1,380		
Depot keepers.....	14 1,303	13 1,303	11 1,303		
Assistant depot keeper.....	4 1,260	3½ 1,260	4 1,260		
Salary range, \$1,020 to \$1,260; average, \$1,140—					
Messengers.....	1 1,440	1 1,440	1 1,440		
Laborers.....	2 1,080	2 1,080	2 1,080		
Salary range, \$900 to \$1,140; average, \$1,020—					
Messenger boys.....	2 1,110	2 1,110	2 1,110		
Salary range, \$240 to \$420; average, \$330—					
Depot keeper.....	3 980	3 980	3 980		
Total average number of employees.....	1 300	1 300	1 300		
01 Total salaries and wages, field service.....	247½ 565,000.00	237½ 548,600.00	226½ 526,490.40		
The difference between 1927 and 1926 is due to—					
Increase in salaries.....	\$3,000				
Increase in force.....	8,400				
Net increase.....	16,400				
Retired Pay, Lighthouse Service—					
Retired pay: For retired pay of officers and employees engaged in the field service or on vessels of the Lighthouse Service, except persons continuously employed in district offices and shops (<i>acts Feb. 27, 1925, vol. 43, p. 1044; Mar. 4, 1925, vol. 43, p. 1261</i>)				\$160,000.00	\$110,000.00
	Estimated expenditures, 1927 appropriation	Estimated expenditures, 1926 appropriation	Expended and obligated, 1925		
2110 Retirement pay.....	\$160,000.00	\$150,000.00	\$121,674.42		
Vessels for Lighthouse Service—					
Aids to Navigation, Lighthouse Service—					
Public works: For constructing or purchasing and equipping lighthouse tenders and light vessels for the Lighthouse Service as may be specifically approved by the Secretary of Commerce, not to exceed [\$485,000] \$350,000 ; and for establishing and improving aids to navigation and other works as may be specifically approved by the Secretary of Commerce, [\$240,000] \$484,601 ; in all (<i>act Feb. 27, 1925, vol. 43, p. 1044</i>)				834,601.00	725,000.00

Estimates of appropriations required for the service of the fiscal year ending June 30, 1927—Continued

General object (title of appropriation), date of acts, references to Statutes at Large, or to Revised Statutes, and estimated amount required for each detailed object				Total amount to be appropriated under each head of appropriation	Amount appropriated for the fiscal year ending June 30, 1926
<i>Aids to Navigation, Lighthouse Service—Continued.</i>					
	Estimated expenditures, 1927 appropriation	Estimated expenditures, 1926 appropriation	Expended and obligated, 1925		
<i>Unit cost</i>					
Lighthouse vessels: Constructing or purchasing and equipping lighthouse tenders and light vessels for the Lighthouse Service, \$350,000:					
1 lightship to replace Savannah Light Ship No. 1, Georgia.....	\$350,000				
Edgemoor lighthouse depot, Del.: Rebuilding wharves and improving depot, \$45,000:					
Shop building (32 by 80 by 14 feet), 35,840 cubic feet, at 40 cents per cubic foot.....	14,336				
Reinforced concrete pavement, 7,900 square feet, at 40 cents per square foot.....	3,160				
Reinforced concrete retaining wall, 318 linear feet, at \$50 per foot.....	15,900				
Rebuilding wharves, 21,770 square feet, at \$2.80 per square foot.....	56,604				
Total.....	90,000				
Harbor of refuge light station, Delaware Bay: Completing light and fog signal at harbor of refuge, Delaware, \$6,000:					
Amount required to replace materials destroyed by fire.....	6,000				
Depot for seventh lighthouse district: Purchasing site and constructing and equipping a lighthouse depot, \$40,000:					
Bulkheads, 500 linear feet, at \$60 per linear foot.....	30,000				
Filling and grading (at same time deepening water front for vessels), 42,400 cubic yards, at \$1 per cubic yard.....	42,400				
Wharf, 15,000 square feet, at \$3 per square foot.....	45,000				
Service building, 70,000 cubic feet, at 44 cents per cubic foot.....	30,800				
Keeper's dwelling, 24,000 cubic feet, at 37 cents per cubic foot.....	8,880				
Storehouse, 144,000 cubic feet, at 18 cents per cubic foot.....	25,920				
Oil house, 8,000 cubic feet, at 26 cents per cubic foot.....	2,080				
Machine and blacksmith shop, 24,000 cubic feet, at 19 cents per cubic foot.....	4,560				
Carpenter shop, 12,000 cubic feet, at 19 cents per cubic foot.....	2,280				
Miscellaneous equipment.....	4,075				
Traveling crane.....	6,000				
Track on wharf, 1,200 linear feet, at \$2 per linear foot.....	2,400				
Push cars, 2, at \$250.....	500				
Buoy skids and chain platform, 1,000 square feet, at \$1.50 per square foot.....	1,500				
Boundary fence, 1,030 linear feet, at \$3.50 per linear foot.....	3,605				
Total.....	210,000				
Sandusky Harbor, Ohio: Completing light and fog signal at entrance to Sandusky Bay, Ohio, and improving existing aids, \$25,601:					
Electrical, air compressing, and illuminating apparatus.....	13,000				
Submarine cables, 16,900 feet, at \$0.946.....	16,000				
Labor installation and subsistence.....	4,800				
Completion towers.....	1,200				
Dwelling, 30,000 cubic feet, at \$0.583.....	17,500				
Total.....	52,500				
Martin Reef Light Station, Mich.: Establishing a light and fog signal station on Martin Reef, Lake Huron, \$50,000:					
Timber crib and forms, 10,000 feet b. m., at \$1.50 in place.....	15,000				
Concrete crib fill and pier proper, 900 cubic yards, at \$16.....	14,400				
Concrete of upper pier, 540 cubic yards, at \$18.....	9,720				
Concrete of superstructure, 40 cubic yards, at \$35.....	1,400				
Steel ice plating, bracing girder, ladders, bolts, etc., estimated 50,000 pounds, at 10 cents in place.....	5,000				
Steel superstructure stairs, railing, special metal work, etc., estimated 80,000 pounds, at 15 cents erected.....	12,000				
Lantern erected.....	2,500				
Fog signal machinery, including radio installed.....	17,200				
Lighting equipment installed.....	2,000				
Boats and cranes.....	4,500				
Tower proper, floors, windows, plumbing, heating, etc.....	10,000				
Camp, transportation, etc.....	2,500				
Furnishings, stoves, paintings, etc.....	3,780				
Total.....	100,000				
Allotted from appropriations of Jan. 5, 1923, and Feb. 27, 1925.....	50,000				
Balance necessary for completion of project.....	50,000				

Estimates of appropriations required for the service of the fiscal year ending June 30, 1927—Continued

General object (title of appropriation), date of acts, references to Statutes at Large, or to Revised Statutes, and estimated amount required for each detailed object				Total amount to be appropriated under each head of appropriation	Amount appropriated for the fiscal year ending June 30, 1926
<i>Aids to Navigation, Lighthouse Service—Continued.</i>					
	Estimated expenditures, 1927 appropriation	Estimated expenditures, 1926 appropriation	Expended and obligated, 1925		
<i>Unit cost—Continued</i>					
Marquette Light Station, Mich.: Improving Marquette Light Station, Mich., \$16,500:					
300 yards concrete, including reinforcing, at \$25.....	\$7,500				
Moving present tower to outer end of breakwater.....	850				
Electric cable and wire in place.....	2,700				
Electric equipment.....	850				
Fog signal equipment installed.....	4,100				
Steel tower for auxiliary light in place.....	350				
Miscellaneous work of installation, overhauling, wiring, etc.....	150				
Total.....	16,500				
Milwaukee Harbor, Wis.: Establishing aids to navigation and improving existing aids at or near Milwaukee Harbor, Wis., \$50,000:					
New main light and fog signal, etc.—					
Foundation crib to water surface with riprap 60 by 60 by 24 feet, 3,200 cubic yards, at \$14.70 per cubic yard.....	47,040				
Concrete pier and superstructure, 46 feet above water surface, with base 60 by 60 feet, and lantern, 3,808 cubic yards, at \$25.25 per cubic yard.....	96,340				
Fog-signal equipment, lot.....	25,103				
Lens and lighting equipment, lot.....	1,650				
Construction equipment, etc.....	6,140				
3 minor unattended acetylene lights on breakwater, at \$4,450.....	13,350				
Total of new project at breakwater.....	189,623				
Repairs and replacement at Milwaukee Harbor Pier—Fog-signal buildings (removing and building addition).....	5,500				
Fog-signal equipment, lot.....	4,770				
Electric transmission line, lot.....	2,880				
Alterations to dwelling.....	12,750				
Total at pierhead.....	25,820				
Grand total.....	215,443				
Allotted from appropriations May 28, 1924 and Feb. 27, 1925.....	101,850				
Balance necessary for completion of project.....	113,593				
Lansing Shoal, Mich.: Establishing light and fog-signal station at Lansing Shoal, Mich., \$90,000:					
Foundation crib to water surface, with riprap, 60 by 60 by 24 feet, 3,200 cubic yards, at \$24.....	76,800				
Concrete pier and superstructure, 53 feet above water surface, with base 60 by 60 3,770 cubic yards, at \$29.....	109,330				
Lantern, 3d-order.....	6,500				
Lens and lighting equipment, lot.....	1,500				
Fog-signal equipment, lot.....	7,370				
Radio fog signal, apparatus, lot.....	6,000				
Construction equipment, etc.....	40,500				
Freight, transportation, etc.....	2,000				
Total.....	250,000				
Cape Decision Light Station, Alaska: Establishing a light and fog signal at or in the vicinity of Cape Decision, Alaska, \$40,000:					
Construction plant, including wharf and storehouse.....	19,000				
Transportation of men and materials.....	12,000				
Tower, including fog signal building and living quarters for keepers, 62,400 cubic feet, at \$1.25 per cubic foot.....	78,000				
Lantern, watchroom, and other metal work, 80,000 pounds, at 0.24 cents per pound.....	19,200				
Boathouse, 10,000 cubic feet, at 0.25 cents per cubic foot.....	2,500				
Holst houses, hoists and derrick, lot.....	10,300				
Illuminating apparatus, lot.....	13,500				
Fog signal, including machinery, lot.....	13,500				
Radio fog signal, including machinery, lot.....	7,000				
Total.....	175,000				

Estimates of appropriations required for the service of the fiscal year ending June 30, 1927—Continued

General object (title of appropriation), date of acts, references to Statutes at Large, or to Revised Statutes, and estimated amount required for each detailed object				Total amount to be appropriated under each head of appropriation	Amount appropriated for the fiscal year ending June 30, 1926
<i>Aids to Navigation, Lighthouse Service—Continued.</i>					
	Estimated expenditures, 1927 appropriation	Estimated expenditures, 1926 appropriation	Expended and obligated, 1925		
<i>Unit cost—Continued</i>					
Columbia River, Oreg. and Wash.: Establishing new and improving existing aids to navigation, \$40,000:					
Piling driven, 21,500 linear feet, at 60 cents per foot	\$12,900				
Lumber in place, 65,000 feet b. m., at \$70 per M.	4,550				
Iron and spikes, 5,500 pounds, at 20 cents.	1,100				
Galvanized wire rope, ¾ inch, 5,000 feet, at 20 cents.	1,000				
Acetylene lanterns, 200 m/m., 47, at \$500.	23,500				
Acetylene cylinders, 184, at \$125.	23,000				
Locomotive headlights, 27, at \$250.	6,750				
Pipes and fittings for acetylene lanterns, 47 sets, at \$20.	940				
Electric reflectors, 12-inch, 9, at \$50.	450				
Copper wire, 200 pounds, at 40 cents.	80				
Gas and bell buoys, 6, at \$3,300.	19,800				
Spare A-300 accumulators, 4, at \$500.	2,400				
Contingencies.	3,530				
Total.	100,000				
Grays Harbor, Wash.: For establishing new aids and improving existing aids to navigation, \$30,000:					
Gas buoys, 10, at \$4,200.	42,000				
Gas and electric lanterns, 24, at \$479.	11,296				
Gas accumulators, fittings, wire, etc., 120, at \$96.50.	11,580				
New structures and modifying old structures, 13, at \$500.	6,500				
Freight, transportation, etc.	8,624				
Total.	80,000				
Santa Barbara Light Station, Calif.: Rebuilding Santa Barbara Lighthouse, dwelling, and outbuildings, \$35,000:					
Reinforced concrete tower, 15,000 cubic feet, at \$1.25 per cubic foot.	19,250				
Third-order lantern and parapet complete installed in place.	9,750				
Third-order flashing lens, etc.	5,000				
Frame and stucco fog signal building, 12,000 cubic feet, at 45 cents per cubic foot.	5,400				
Type F diaphone, etc., installed in place.	1,950				
Electrically driven motor and air compressor, 20 horsepower, 1.	1,550				
Internal combustion engine and air compressor, 20 horsepower, 1.	1,550				
Air receivers, pipes, fittings, and installing fog signal plant.	2,500				
Electric power and service lines, materials, and installation.	570				
Two 5-room frame and stucco dwellings for keepers, 70,000 cubic feet, at 30 cents per cubic foot.	21,000				
Inspection costs and contingencies.	3,480				
Total.	72,000				
Goat Island Depot, Calif.: Construction of two dwellings at the Goat Island Lighthouse Depot, Calif., \$16,500:					
51,562 cubic feet, at 30 cents per cubic foot.	16,500				
Total.	16,500				
Grand total.	\$834,601.00	\$1,000,000.00	\$781,060.09		
Total, Bureau of Lighthouses				\$10,104,481.00	\$9,702,980.00
COAST AND GEODETIC SURVEY					
<i>Party Expenses, Coast and Geodetic Survey—</i>					
For every expenditure requisite for and incident to the work of the Coast and Geodetic Survey, including maintenance, repair, or operation of motor-propelled or horse-drawn vehicles for use in field work, purchase of surveying instruments, rubber boots, canvas and rubber gloves, goggles, and caps, coats, and aprons for stewards' departments on vessels, extra compensation at not to exceed \$1 per day for each station to employees of the Lighthouse Service and the Weather Bureau while observing tides					

Estimates of appropriations required for the service of the fiscal year ending June 30, 1927—Continued

General object (title of appropriation), date of acts, references to Statutes at Large, or to Revised Statutes, and estimated amount required for each detailed object				Total amount to be appropriated under each head of appropriation	Amount appropriated for the fiscal year ending June 30, 1926
Party Expenses, Coast and Geodetic Survey—Continued.					
or currents, services of one tide observer in the District of Columbia at not to exceed \$1 per day, and compensation, not otherwise appropriated for, of persons employed in field work, commutation to officers of the field force while on field duty, at a rate not exceeding \$3 per day each, to be expended in accordance with the regulations relating to the Coast and Geodetic Survey prescribed by the Secretary of Commerce, and under the following heads:					
Field expenses, Atlantic coast: For surveys and necessary resurveys of the Atlantic and Gulf coasts of the United States, including the coasts of outlying islands under the jurisdiction of the United States: <i>Provided</i> , That not more than \$45,000 of this amount shall be expended on the coasts of said outlying islands and the Atlantic entrance to the Panama Canal (<i>R. S.</i> , p. 910, secs. 4681-4691; <i>acts Mar. 3, 1871</i> , vol. 16, p. 508, sec. 1; <i>Jan. 28, 1898</i> , vol. 30, p. 826, sec. 1; <i>Feb. 14, 1903</i> , vol. 32, p. 826, sec. 4; <i>Feb. 27, 1925</i> , vol. 43, p. 1044) -----				\$122, 420. 00	\$122, 420. 00
	Estimated expenditures, 1927 appropriation	Estimated expenditures, 1926 appropriation	Expended and obligated, 1925		
Field service:					
Salaries and wages—	<i>Average—</i>	<i>Average—</i>	<i>Average—</i>		
Salary range, \$1,680 to \$2,040; average, \$1,860—	No. Salary	No. Salary	No. Salary		
Dragnetmaster.....	1 \$1,920	1 \$1,920	1 \$1,920		
Motor engineers.....	1 1,920	1 1,920	1 1,920		
Clerks (at field stations).....	2 1,680	2 1,680	2 1,680		
Hands.....	1 1,800	1 1,800	1 1,800		
Salary range, \$1,500 to \$1,860; average, \$1,680—					
Hands.....	1 1,620	1 1,620	1 1,620		
Salary range, \$1,320 to \$1,680; average, \$1,500—					
Clerk (at field station).....	1 1,440	1 1,440	1 1,440		
Hands.....	1 1,400	1 1,400	1 1,400		
Hands.....	2 1,320	2 1,320	2 1,320		
Salary range, \$1,140 to \$1,500; average, \$1,320—					
Hands.....	1 1,200	1 1,200	1 1,200		
Salary range, \$780 to \$1,020; average, \$900—					
Hands.....	1 960	1 960	1 960		
Hands.....	2 900	2 900	2 900		
Hands.....	5 840	5 840	5 840		
Hands.....	9 780	9 780	9 780		
Salary range, \$240 to \$420; average, \$330—					
Hands.....	2 360	2 360	2 360		
Total average number of employees.....	30	30	24 1/2		
Total salaries and wages, field service.....	32,000.00	32,000.00	26,335.05		
Commuted subsistence.....			2,160.00		
01 Total personal services.....	32,000.00	32,000.00	28,495.05		
Supplies and materials:					
0200 Stationery and office supplies.....	1,500.00	1,500.00	1,791.10		
0230 Fuel.....	33,000.00	33,000.00	29,848.45		
0240 Wearing apparel and sewing supplies.....	200.00	200.00	198.00		
0270 Powder and explosives.....	100.00	100.00	10.00		
0280 Sundry supplies.....	7,000.00	7,000.00	7,469.39		
0290 Materials.....	8,200.00	8,200.00	8,403.45		
02 Total supplies and materials.....	50,000.00	50,000.00	47,720.39		
04 Subsistence and care of animals and vehicles.....	350.00	350.00	316.36		
Communication service:					
0500 Telegraph service.....			10.32		
0510 Telephone service.....	200.00	200.00	204.61		
0520 Other communication service.....	50.00	50.00	55.18		
05 Total communication service.....	250.00	250.00	270.11		
06 Travel expenses.....	6,000.00	6,000.00	5,339.59		
07 Transportation of things.....	2,000.00	2,000.00	1,668.07		
08 Photographing.....	5.00	5.00	4.87		
09 Advertising.....	15.00	15.00	12.00		
10 Heat, light, and power.....	1,500.00	1,500.00	1,502.46		
Rents:					
1100 Rent of building.....	1,500.00	1,500.00	1,480.16		
1110 Other rents.....	1,000.00	1,000.00	577.24		
11 Total rents.....	2,500.00	2,500.00	2,057.40		
12 Repairs and alterations.....	3,000.00	3,000.00	2,632.64		
13 Special and miscellaneous current expenses.....	1,500.00	1,500.00	1,233.34		
Equipment:					
3010 Furniture, furnishings, and fixtures.....	2,300.00	2,300.00	2,942.92		
3020 Scientific equipment.....	16,000.00	16,000.00	22,113.57		
3050 Other equipment.....	5,000.00	5,000.00	4,713.89		
30 Total equipment.....	23,300.00	23,300.00	29,770.38		
Reserve.....					
Total.....	122,420.00	122,420.00	121,022.66		

Estimates of appropriations required for the service of the fiscal year ending June 30, 1927—Continued

General object (title of appropriation), date of acts, references to Statutes at Large, or to Revised Statutes, and estimated amount required for each detailed object				Total amount to be appropriated under each head of appropriation	Amount appropriated for the fiscal year ending June 30, 1926
Party Expenses, Coast and Geodetic Survey—Continued.					
Pacific coast: For surveys and necessary resurveys of coasts on the Pacific Ocean under the jurisdiction of the United States, including not to exceed \$3,000 for construction of temporary shelter for the care of equipment (R. S., p. 910, secs. 4681-4691; acts Mar. 3, 1871, vol. 16, p. 508, sec. 1; Jan. 28, 1898, vol. 30, p. 826, sec. 1; Feb. 14, 1903, vol. 32, p. 826, sec. 4; Feb. 27, 1925, vol. 43, p. 1045)				\$315, 640. 00	\$321, 420. 00
	Estimated expenditures, 1927 appropriation	Estimated expenditures, 1926 appropriation	Expended and obligated, 1925		
Field service:					
Salaries and wages—					
Salary range, \$3,800 to \$5,000; average, \$4,400—	<i>Average—</i>	<i>Average—</i>	<i>Average—</i>		
Engineer (chief cartographer Manila office).....	No. 1 Salary \$4,400	No. 1 Salary \$4,400	No. 1 Salary \$4,400		
Scientist (chief mathematician Manila office).....	1 4,400	1 4,400	1 4,400		
Salary range, \$3,300 to \$3,900; average, \$3,600—					
Engineers (cartographers Manila office).....	2 3,600	2 3,600	2 3,600		
Engineers (in charge of lithography Manila office).....	1 3,600	1 3,600	1 3,600		
Salary range, \$2,400 to \$3,000; average, \$2,700—					
Clerk (chief clerk Manila office).....	1 2,600	1 2,600	1 2,600		
Salary range, \$1,680 to \$2,040; average, \$1,860—					
Motor engineer.....	1 1,920	1 1,920	1 1,920		
Clerk (field station).....	1 1,680	1 1,680	1 1,680		
Hand.....			1 2,040		
Hand.....			1 1,920		
Hand.....	1 1,800	1 1,800	1 1,800		
Hand.....	1 1,680	1 1,680	1 1,680		
Salary range, \$1,320 to \$1,680; average, \$1,500—					
Clerk (field station).....	1 1,440	1 1,440	1 1,440		
Hand.....	1 1,620	1 1,620	1 1,620		
Hands.....	2 1,500	2 1,500	2 1,500		
Hand.....	1 1,440	1 1,440	1 1,440		
Hand.....	1 1,380	1 1,380	1 1,380		
Salary range, \$1,020 to \$1,260; average, \$1,140—					
Clerk (field station).....	1 1,140	1 1,140	1 1,140		
Hand.....	1 1,200	1 1,200	1 1,200		
Salary range, \$780 to \$1,020; average, \$900—					
Hand.....	1 960	1 960	1 960		
Hands.....	4 900	4 900	4 900		
Recorders.....	3 900	3 900	3 900		
Hands.....	2 840	2 840	2 840		
Hands.....	6 780	6 780	6 780		
Recorders.....	3 780	3 780	3 780		
Salary range, \$600 to \$780; average, \$690—					
Hand.....	1 720	1 720	1 720		
Hands.....	3 660	3 660	4 660		
Recorders.....	4 660	4 660	4 660		
Recorders.....	2 600	2 600	2 600		
Hand.....	1 600	1 600	1 600		
Salary range, \$240 to \$420; average, \$330—					
Hand.....			1 420		
Hands.....	2 360	2 360	2 360		
Hand.....	1 300	1 300	1 300		
Hands.....	3 240	3 240	3 240		
Total average number of employees.....	54	54	56 1/2		
Total salaries and wages, field service.....	65,000.00	65,000.00	65,004.40		
Supplies and materials:					
0200 Stationery and office supplies.....	3,000.00	3,000.00	3,035.83		
0210 Medical and hospital supplies.....	50.00	50.00	62.29		
0230 Fuel.....	105,720.00	111,500.00	107,539.27		
0240 Wearing apparel and sewing supplies.....	100.00	100.00	115.16		
0250 Forage and other supplies for animals.....	50.00	50.00	16.50		
0270 Powder and explosives.....	300.00	300.00	315.57		
0280 Sundry supplies.....	22,000.00	22,000.00	22,142.76		
0290 Materials.....	13,000.00	13,000.00	13,100.05		
02 Total supplies and materials.....	144,220.00	150,000.00	146,327.43		
04 Subsistence and care of animals and vehicles.....	150.00	150.00	155.11		
Communication service:					
0500 Telegraph service.....	20.00	20.00	62.69		
0510 Telephone service.....	200.00	200.00	218.84		
0520 Other communication service.....	50.00	50.00	59.76		
05 Total communication service.....	270.00	270.00	341.29		
06 Travel expenses.....	25,000.00	25,000.00	24,215.81		
07 Transportation of things.....	7,000.00	7,000.00	6,696.86		
08 Photographing.....	50.00	50.00	53.58		
09 Advertising.....	50.00	50.00	47.47		
10 Heat, light, and power.....	900.00	900.00	976.54		
Rents:					
1100 Rent of buildings.....	2,000.00	2,000.00	1,902.69		
1110 Other rents.....	10,000.00	10,000.00	4,875.19		
11 Total rents.....	12,000.00	12,000.00	6,777.88		
12 Repairs and alterations.....	9,000.00	9,000.00	9,402.71		
13 Special and miscellaneous current expenses.....	2,000.00	2,000.00	1,896.84		
Equipment:					
3010 Furniture, furnishings, and fixtures.....	8,000.00	8,000.00	8,660.07		
3020 Scientific equipment.....	27,000.00	27,000.00	28,643.32		
3050 Other equipment.....	15,000.00	15,000.00	15,414.96		
30 Total equipment.....	50,000.00	50,000.00	52,718.35		
Total.....	315,640.00	321,420.00	314,714.25		

Estimates of appropriations required for the service of the fiscal year ending June 30, 1927—Continued

General object (title of appropriation), date of acts, references to Statutes at Large, or to Revised Statutes, and estimated amount required for each detailed object				Total amount to be appropriated under each head of appropriation	Amount appropriated for the fiscal year ending June 30, 1926
Party Expenses, Coast and Geodetic Survey—Continued.					
Tides, currents, and so forth: For continuing researches in physical hydrography, relating to harbors and bars, and for tidal and current observations on the coasts of the United States, or other coasts under the jurisdiction of the United States (<i>R. S.</i> , p. 910, secs. 4681-4691; acts Mar. 3, 1871, vol. 16, p. 508, sec. 1; Jan. 28, 1898, vol. 30, p. 826, sec. 1; Feb. 14, 1903, vol. 32, p. 826, sec. 4; Feb. 27, 1925, vol. 43, p. 1045)-----				\$26, 775. 00	\$26, 775. 00
	Estimated expenditures, 1927 appropriation	Estimated expenditures, 1926 appropriation	Expended and obligated, 1925		
Field service:					
Salaries and wages—	<i>Average—</i>	<i>Average—</i>	<i>Average—</i>		
Salary range, \$1,860 to \$2,400; average, \$2,100—	No. Salary	No. Salary	No. Salary		
Hand.....	1† \$2, 100	1† \$2, 100	1† \$2, 100		
Salary range, \$1,680 to \$2,040; average, \$1,860—					
Hand.....	1† 1, 860	1† 1, 860	1† 1, 860		
Salary range, \$1,320 to \$1,680; average, \$1,500—					
Hands.....	3† 1, 500	3† 1, 500	3† 1, 500		
Salary range, \$1,020 to \$1,260; average, \$1,140—					
Tide observer.....	1 1, 140	1 1, 140	1 1, 140		
Salary range, \$780 to \$1,020; average, \$900—					
Hand.....	† 900	† 900	† 900		
Salary range, \$240 to \$420; average, \$330—					
Tide observers.....	17† 330	17† 330	17† 330		
Current observers.....	5 330	5 330	5 330		
Salary range, \$120 to \$240; average, \$180—					
Tide observers.....	3 180	3 180	3 180		
Total average number of employees.....	30†	30†	31†		
01 Total salaries and wages, field service.....	16, 045. 00	16, 045. 00	17, 295. 00		
Supplies and materials:					
0200 Stationery and office supplies.....	54. 00	54. 00	57. 11		
0220 Technical supplies.....	67. 00	67. 00	74. 77		
0230 Fuel.....	1, 075. 00	1, 075. 00	1, 163. 84		
0280 Sundry supplies.....	1, 040. 00	1, 040. 00	1, 110. 21		
0290 Materials not allocated.....	75. 00	75. 00	79. 48		
02 Total supplies and materials.....	2, 311. 00	2, 311. 00	2, 485. 41		
04 Care of animals and vehicles.....	1. 00	1. 00	. 75		
Communication service:					
0510 Telephone service.....	1. 00	1. 00	1. 00		
0520 Other communication service.....	10. 00	10. 00	10. 80		
Total communication service.....	11. 00	11. 00	11. 80		
06 Total travel expenses.....	1, 312. 00	1, 312. 00	1, 413. 15		
07 Transportation of things.....	187. 00	187. 00	201. 44		
08 Photographing, and making photos and prints.....	2. 00	2. 00	1. 40		
09 Advertising.....	12. 00	12. 00	14. 68		
10 Heat, light, water, power, etc.....	27. 00	27. 00	28. 25		
Rents:					
1110 Other rents (boat hire, etc.).....	4, 284. 00	4, 284. 00	4, 614. 08		
1100 Rent of buildings and structures.....	13. 00	13. 00	14. 67		
11 Total rents.....	4, 297. 00	4, 297. 00	4, 628. 75		
12 Repairs and alterations.....	160. 00	160. 00	190. 66		
13 Special and miscellaneous current expenses.....	55. 00	55. 00	57. 34		
Equipment:					
3010 Furniture and fixtures.....	725. 00	725. 00	778. 97		
3020 Technical (instruments, etc.).....	1, 445. 00	1, 445. 00	1, 557. 85		
3050 Equipment, all other.....	65. 00	65. 00	71. 20		
30 Total equipment.....	2, 235. 00	2, 235. 00	2, 408. 02		
32 Structures and fixed equipment.....	120. 00	120. 00	120. 35		
Total.....	26, 775. 00	26, 775. 00	28, 857. 00		
Coast Pilot: For compilation of the Coast Pilot, including the employment of such pilots, nautical experts, and stenographic help in the field and office as may be necessary for the same (<i>R. S.</i> , p. 910, secs. 4681-4691; acts Mar. 3, 1871, vol. 16, p. 508, sec. 1; Jan. 28, 1898, vol. 30, p. 826, sec. 1; Feb. 14, 1903, vol. 32, p. 826, sec. 4; Feb. 27, 1925, vol. 43, p. 1045)-----				6, 500. 00	6, 500. 00

Estimates of appropriations required for the service of the fiscal year ending June 30, 1927—Continued

General object (title of appropriation), date of acts, references to Statutes at Large, or to Revised Statutes, and estimated amount required for each detailed object				Total amount to be appropriated under each head of appropriation	Amount appropriated for the fiscal year ending June 30, 1926
Party Expenses, Coast and Geodetic Survey—Continued.					
	Estimated expenditures, 1927 appropriation	Estimated expenditures, 1926 appropriation	Expended and obligated, 1925		
Field service:					
Salaries and wages—	Average—	Average—	Average—		
Salary range, \$3,000 to \$3,600; average, \$3,300—	No. Salary	No. Salary	No. Salary		
Nautical expert	1 \$1,860	1 \$1,860	1 \$3,000		
Salary range, \$1,860 to \$2,400; average, \$2,100—					
Nautical expert	1 1,860	1 1,860			
Salary range, \$1,500 to \$1,860; average, \$1,680—					
Stenographer	1 1,500	1 1,500			
Total average number of employees	2	2	1		
01 Total personal services, field service	3,360.00	3,360.00	3,000.00		
Supplies and materials:					
0200 Stationery and office supplies	10.00	10.00	7.60		
0220 Scientific supplies			1.00		
0230 Fuel	500.00	500.00	611.31		
0280 Sundry supplies	80.00	80.00	85.76		
0290 Materials	10.00	10.00	1.93		
02 Total supplies and materials	600.00	600.00	607.60		
05 Total communication services	10.00	10.00	5.35		
06 Travel expenses	1,000.00	1,000.00	830.63		
07 Transportation of things	50.00	50.00	32.60		
08 Photographing			3.61		
10 Heat, light, and power			14.34		
11 Total rents (\$1,110 rent of boats and vehicles)	1,400.00	1,400.00	1,136.00		
12 Repairs and alterations	40.00	40.00	39.80		
13 Special and miscellaneous current expenses	10.00	10.00	6.65		
30 Equipment	30.00	30.00	19.60		
Total	6,500.00	6,500.00	5,696.18		
For continuing magnetic observations and to establish meridian lines in connection therewith in all parts of the United States; magnetic observations in other regions under the jurisdiction of the United States; purchase of additional magnetic instruments; lease of sites where necessary and erection of temporary magnetic buildings; continuing the line of exact levels between the Atlantic, Pacific, and Gulf coasts; establishing lines of exact levels in Alaska; determination of geographic positions, by triangulation or traverse, for the control of Federal, State, boundary, and other surveys and engineering works in all parts of the interior of the United States and Alaska; determination of field astronomic positions; for continuing gravity observations; for the maintenance and operation of the latitude observatory at Ukiah, California, not exceeding \$2,000; and including the employment in the field and office of such magnetic observers as may be necessary (<i>R. S.</i> , p. 910, secs. 4681-4691; <i>acts Mar. 3, 1871, vol. 16, p. 508; Jan. 28, 1898, vol. 30, p. 826; Feb. 14, 1903, vol. 32, p. 826; Mar. 28, 1922, vol. 42, p. 480; Jan. 5, 1923, vol. 42, p. 1121; Feb. 27, 1925, vol. 43, p. 1045</i>)				\$128, 735. 00	\$128, 735. 00
	Estimated expenditures, 1927 appropriation	Estimated expenditures, 1926 appropriation	Expended and obligated, 1925		
Field service:					
Salaries and wages—	Average—	Average—	Average—		
Salary range, \$3,800 to \$5,000; average, \$4,400—	No. Salary	No. Salary	No. Salary		
Signalman	1 \$4,000	1 \$4,000	1 \$4,000		
Salary range, \$3,000 to \$3,600; average, \$3,300—					
Assistant geodetic engineers and magnetic observers	3 3,100	3 3,100	3 3,100		
Salary range, \$2,400 to \$3,000; average, \$2,700—					
Signalmen and magnetic observers	5 2,520	5 2,520	5 2,520		
Salary range, \$2,100 to \$2,700; average, \$2,400—					
Signalman	1 2,700	1 2,700	1 2,600		
Salary range, \$1,860 to \$2,400—					
Magnetic observers	1 2,100	1 2,100	1 2,020		
Salary range, \$1,680 to \$2,040; average, \$1,860—					
Junior engineer and hands	2 1,920	2 1,920	2 1,900		
Salary range, \$1,500 to \$1,860; average, \$1,680—					
Hands	2 1,800	2 1,800	2 1,800		
Salary range, \$1,320 to \$1,680; average, \$1,500—					
Hands	22 1,500	22 1,500	24 1,500		
Salary range, \$1,020 to \$1,260; average, \$1,140—					
Hands	3 1,080	3 1,080	3 1,080		
Salary range, \$900 to \$1,140; average, \$1,020—					
Hand	1 900	1 900	1 900		
Salary range, \$120—					
Hand			1 120		
Total number of employees	41	41	45		
01 Total salaries and wages, field service	74,480.00	74,480.00	81,874.70		
0140 Commutation of subsistence	3,405.00	3,405.00	3,663.00		
01 Total personal services	77,885.00	77,885.00	85,537.70		

Estimates of appropriations required for the service of the fiscal year ending June 30, 1927—Continued

General object (title of appropriation), date of acts, references to Statutes at Large, or to Revised Statutes, and estimated amount required for each detailed object				Total amount to be appropriated under each head of appropriation	Amount appropriated for the fiscal year ending June 30, 1926
Party Expenses, Coast and Geodetic Survey—Continued.					
	Estimated expenditures, 1927 appropriation	Estimated expenditures, 1926 appropriation	Expended and obligated, 1925		
Supplies and materials:					
0200 Stationery and office supplies.....	\$36.00	\$36.00	\$577.26		
0210 Medical and hospital supplies.....	32.00	32.00	35.25		
0220 Scientific and educational supplies.....	1,294.00	1,294.00	1,492.45		
0230 Fuel.....	2,119.00	2,119.00	3,360.22		
0240 Wearing apparel and sewing supplies.....	85.00	85.00	93.80		
0250 Forage and other supplies for animals.....	1,016.00	1,016.00	1,122.56		
0270 Powder and explosives.....	2.00	2.00	2.68		
0280 Sundry supplies.....	347.00	347.00	691.96		
0290 Materials.....	1,379.00	1,379.00	1,629.51		
02 Total supplies and materials.....	6,310.00	6,310.00	9,005.69		
04 Care of animals and storage of trucks.....	1,020.00	1,020.00	1,731.53		
Communication service:					
0500 Telegraph.....	43.00	43.00	53.25		
0510 Telephone.....	10.00	10.00	110.70		
0520 Other communication service.....	29.00	29.00	56.75		
05 Total communication service.....	82.00	82.00	220.70		
06 Travel expenses.....	9,355.00	9,355.00	13,381.02		
07 Transportation of things.....	4,860.00	4,860.00	4,732.66		
08 Photographic services.....	3.00	3.00	3.67		
09 Advertising.....	7.00	7.00	-----		
10 Furnishing heat, light, and power.....	31.00	31.00	178.05		
Rents:					
1100 Rents of buildings and structures.....	125.00	125.00	185.00		
1110 Other rents.....	860.00	860.00	930.90		
11 Total rents.....	985.00	985.00	1,115.90		
12 Repairs and alterations.....	3,821.00	3,821.00	4,888.05		
13 Special and miscellaneous current expenses.....	234.00	234.00	300.96		
Equipment:					
3010 Furniture and furnishings.....	1,611.00	1,611.00	2,848.18		
3020 Scientific equipment.....	7,107.00	7,107.00	6,853.96		
3040 Live stock.....	-----	-----	312.00		
3050 Other equipment.....	12,682.00	12,682.00	8,051.93		
30 Total equipment.....	21,400.00	21,400.00	18,066.07		
Structures and nonstructural improvements:					
3210 Other structures.....	1,900.00	1,900.00	2,791.42		
3220 Nonstructural improvements.....	200.00	200.00	47.37		
32 Total structures and nonstructural improvements.....	2,100.00	2,100.00	2,838.79		
53 Indemnities, not specified.....	7.00	7.00	-----		
Reserve.....	635.00	635.00	-----		
Total.....	128,735.00	128,735.00	142,000.79		
For executing precise triangulation and leveling in regions subject to earthquakes (<i>R. S.</i> , p. 910, secs. 4681-4691; <i>acts Mar. 3, 1871, vol. 16, p. 508, sec. 1; Jan. 28, 1898, vol. 30, p. 826, sec. 1; Feb. 14, 1903, vol. 32, p. 826, sec. 4; Jan. 5, 1923, vol. 42, p. 1122, sec. 1; Feb. 27, 1925, vol. 43, p. 1045</i>).....				\$10,000.00	\$10,000.00
	Estimated expenditures, 1927 appropriation	Estimated expenditures, 1926 appropriation	Expended and obligated, 1925		
Field service:					
Salaries and wages—	Average—	Average—	Average—		
Salary range, \$3,000 to \$3,600; average, \$3,300—	No. Salary	No. Salary	No. Salary		
Assistant geodetic engineer.....	1 \$3,300	1 \$3,300	-----		
Salary range, \$1,500 to \$1,800; average, \$1,680—					
Hands.....	1 1,800	1 1,800	1 \$1,800		
Salary range, \$1,320 to \$1,680; average, \$1,500—					
Hands.....	2 1,500	2 1,500	2 1,500		
Total average of employees.....	3 1/2	3 1/2	3 1/2		
Total salaries and wages, field service.....	5,225.00	5,225.00	6,306.76		
Supplies and materials:					
0210 Medical and hospital supplies.....	5.00	5.00	1.28		
0220 Scientific and educational supplies.....	344.00	344.00	412.49		
0230 Fuel.....	209.00	209.00	251.26		
0280 Sundry supplies.....	7.00	7.00	7.89		
0290 Materials.....	147.00	147.00	176.66		
02 Total supplies and materials.....	712.00	712.00	849.58		
04 Care of animals and storage of trucks.....	57.00	57.00	68.72		

Estimates of appropriations required for the service of the fiscal year ending June 30, 1927—Continued

General object (title of appropriation), date of acts, references to Statutes at Large, or to Revised Statutes, and estimated amount required for each detailed object				Total amount to be appropriated under each head of appropriation	Amount appropriated for the fiscal year ending June 30, 1926
Party Expenses, Coast and Geodetic Survey—Continued.					
	Estimated expenditures, 1927 appropriation	Estimated expenditures, 1926 appropriation	Expended and obligated, 1925		
Communication service:					
0500 Telegraph.....	\$2.00	\$2.00	\$2.42		
0510 Telephone.....	9.00	9.00	11.00		
0520 Other communication service.....	2.00	2.00	2.48		
05 Total communication service.....	13.00	13.00	15.90		
06 Travel expenses.....	993.00	993.00	1,191.99		
07 Transportation of things.....	620.00	620.00	625.99		
11 Rents.....	43.00	43.00	52.00		
12 Repairs and alterations.....	407.00	407.00	588.38		
13 Special and miscellaneous current expenses.....	73.00	73.00	87.72		
Equipment:					
3010 Furniture and furnishings.....	25.00	25.00	30.32		
3050 Other equipment.....	1,822.00	1,797.00	2,175.39		
30 Total equipment.....	1,847.00	1,822.00	2,205.71		
53 Indemnities, not specified.....	10.00	10.00			
Reserve.....		25.00			
Total.....	10,000.00	10,000.00			
Hawaiian triangulation: For adjusting the triangulation of the Hawaiian Islands, including personal services in the District of Columbia and in the field (<i>act Jan. 5, 1923, vol. 42, p. 1122, sec. 1; Feb. 27, 1925, vol. 43, p. 1045</i>).....				\$1,000.00	\$2,000.00
	Estimated expenditures, 1927 appropriation	Estimated expenditures, 1926 appropriation	Expended and obligated, 1925		
Field service:					
Salaries and wages—	Average—	Average—	Average—		
Salary range, \$1,680 to \$2,040; average, \$1,860—	No. Salary	No. Salary	No. Salary		
Computers.....	1/2 \$2,000	1 \$1,860	2 1/2 \$1,860		
Total number of employees.....	1/2	1	2 1/2		
Total salaries and wages, field service.....	1,000.00	1,860.00	4,028.40		
Reserve.....		140.00			
Total.....	1,000.00	2,000.00	4,028.40		
For special surveys that may be required by the Bureau of Lighthouses or other proper authority, and contingent expenses incident thereto (<i>R. S., p. 910, secs. 4681-4691; acts Mar. 3, 1871, vol. 16, p. 508, sec. 1; Jan. 28, 1898, vol. 30, p. 826, sec. 1; Feb. 14, 1903, vol. 32, p. 826, sec. 4; Feb. 27, 1925, vol. 43, p. 1045</i>).....				4,000.00	4,500.00
	Estimated expenditures, 1927 appropriation	Estimated expenditures, 1926 appropriation	Expended and obligated, 1925		
Field service:					
Salaries and wages—	Average—	Average—	Average—		
Salary range, \$1,320 to \$1,680; average, \$1,500—	No. Salary	No. Salary	No. Salary		
Hand.....	1/2 \$1,200	1/2 \$1,200	1/2 \$1,440		
Salary range, \$1,140 to \$1,500; average, \$1,320—					
Hand.....	1/2	1/2	1/2		
Hand.....	1/2	1/2	1/2		
Salary range, \$780 to \$1,020; average, \$900—					
Hands.....	2 1/2 900	3 900	2 1/2 900		
Total average number of employees.....	3 1/2	3 1/2	3 1/2		
Total salaries and wages, field service.....	3,000.00	3,500.00	3,449.54		
The difference between 1927 and 1926 is due to decrease in force, \$500.					
Supplies and materials:					
0200 Stationery and office supplies.....			.45		
0230 Fuel.....	30.00	30.00	3.70		
0280 Sundry supplies.....	50.00	50.00	40.73		
0290 Materials.....	220.00	220.00	200.50		
02 Total supplies and materials.....	300.00	300.00	245.38		
Communication service:					
0510 Telephone service.....	5.00	5.00	3.19		
0520 Other communication service.....	5.00	5.00	5.20		
05 Total communication service.....	10.00	10.00	8.39		
06 Travel expenses.....	100.00	100.00	44.54		
07 Transportation of things.....	20.00	20.00	19.70		

Estimates of appropriations required for the service of the fiscal year ending June 30, 1927—Continued

General object (title of appropriation), date of acts, references to Statutes at Large, or to Revised Statutes, and estimated amount required for each detailed object				Total amount to be appropriated under each head of appropriation	Amount appropriated for the fiscal year ending June 30, 1926
Party Expenses, Coast and Geodetic Survey—Continued.					
	Estimated expenditures, 1927 appropriation	Estimated expenditures, 1926 appropriation	Expended and obligated, 1925		
Rents:					
1100 Rent of buildings.....	\$350.00	\$350.00	\$352.05		
1110 Other rents.....	50.00	50.00	49.00		
11 Total rents.....	400.00	400.00	401.05		
12 Repairs and alterations.....	10.00	10.00	18.75		
13 Special and miscellaneous current expenses.....	10.00	10.00	17.30		
Equipment:					
3010 Furniture, furnishings, and fixtures.....			11.95		
3050 Other equipment.....	150.00	150.00	178.93		
30 Total equipment.....	150.00	150.00	190.88		
Total.....	4,000.00	4,500.00	4,395.53		
<p>For objects not hereinbefore named that may be deemed urgent, including the preparation or purchase of plans and specifications of vessels and the employment of such hull draftsmen in the field and office as may be necessary for the same; the reimbursement, under rules prescribed by the Secretary of Commerce, of officers of the Coast and Geodetic Survey for food, clothing, medicines, and other supplies furnished for the temporary relief of distressed persons in remote localities and to shipwrecked persons temporarily provided for by them, not to exceed a total of \$550; actual necessary expenses of officers of the field force temporarily ordered to the office in the District of Columbia for consultation with the director, and not exceeding \$1,000 for the expenses of the attendance of representatives of the Coast and Geodetic Survey who may be designated as delegates from the United States at the meetings of the International Research Council or of its branches (<i>R. S.</i>, p. 910, secs. 4681-4691; <i>acts Mar. 3, 1871, vol. 16, p. 508, sec. 1; Jan. 28, 1898, vol. 30, p. 826, sec. 1; Feb. 14, 1903, vol. 32, p. 826, sec. 4; Feb. 27, 1925, vol. 43, p. 1045</i>)</p>				\$3,500.00	\$4,200.00
	Estimated expenditures, 1927 appropriation	Estimated expenditures, 1926 appropriation	Expended and obligated, 1925		
Field service:					
Salaries and wages—					
Salary range, \$2,400 to \$3,000; average, \$2,700—	Average—	Average—	Average—		
Assistant engineer (hull draftsman).....	No. 1 Salary \$2,400.00	No. 1 Salary \$2,400.00	No. 1 Salary \$2,400.00		
01 Total personal services, field service.....	2,400.00	2,400.00	2,400.00		
06 Traveling expenses.....	850.00	1,250.00	1,159.74		
22 Contribution for humanitarian purposes.....	250.00	550.00			
Total.....	3,500.00	4,200.00	3,559.74		
In all, field expenses.....				618,570.00	626,550.00
Repairs of Vessels, Coast Survey—					
<p>Vessels: For repairs of vessels, including traveling expenses of persons inspecting the repairs and exclusive of engineer's supplies and other ship chandlery (<i>R. S.</i>, p. 910, secs. 4681-4691; <i>acts Mar. 3, 1871, vol. 16, p. 508, sec. 1; Jan. 28, 1898, vol. 30, p. 826, sec. 1; Feb. 14, 1903, vol. 32, p. 826, sec. 4; Feb. 27, 1925, vol. 43, p. 1045</i>)</p>				81,000.00	74,000.00
	Estimated expenditures, 1927 appropriation	Estimated expenditures, 1926 appropriation	Expended and obligated, 1925		
Supplies and materials:					
0200 Stationery and office supplies.....			\$0.48		
0280 Sundry supplies.....	\$25.00	\$25.00	23.96		
02 Total supplies and materials.....	25.00	25.00	24.44		
05 Telegraph service.....	10.00	10.00	2.07		
06 Travel expenses.....	500.00	500.00	342.01		
07 Transportation of things.....	1,000.00	1,000.00	1,173.69		
09 Advertising.....	15.00	15.00	1.71		
12 Repairs and alterations.....	73,000.00	69,000.00	66,168.12		
Equipment:					
3010 Furniture, furnishings and fixtures.....	250.00	50.00	621.12		
3020 Educational and scientific.....			105.00		
3050 Other equipment.....	6,200.00	3,400.00	6,371.50		
30 Total equipment.....	6,450.00	3,450.00	7,097.62		
Total.....	81,000.00	74,000.00	74,809.66		

Estimates of appropriations required for the service of the fiscal year ending June 30, 1927—Continued

General object (title of appropriation), data of acts, references to Statutes at Large, or to Revised Statutes, and estimated amount required for each detailed object				Total amount to be appropriated under each head of appropriation	Amount appropriated for the fiscal year ending June 30, 1926
Pay, etc., of Officers and Men, Vessels, Coast Survey— For all necessary employees to man and equip the vessels, including professional seamen serving as mates on vessels of the survey, to execute the work of the survey herein provided for and authorized by law (<i>R. S.</i> , p. 910, secs. 4681-4691; <i>acts Mar. 3, 1871, vol. 16, p. 508, sec. 1; Jan. 23, 1898, vol. 30, p. 826, sec. 1; Feb. 14, 1903, vol. 32, p. 826, sec. 4; Feb. 27, 1925, vol. 43, p. 1045</i>)—				\$650,000.00	3655,000.00
	Estimated expenditures, 1927 appropriation	Estimated expenditures, 1926 appropriation	Expended and obligated, 1925		
Field service:					
Salaries and wages—					
Salary range, \$2,100 to \$2,700; average, \$2,400—					
Chief marine engineers.....	No. 12 Average Salary \$2,440	No. 12 Average Salary \$2,440	No. 6 1/2 Average Salary \$2,425		
Mates.....	4 2,280	4 2,280	1 1/2 2,280		
Chief marine engineer.....			7 2,280		
Chief marine engineers.....			3 1/2 2,100		
Surgeons.....	6 2,100	6 2,100	1 1/2 2,100		
Salary range, \$1,860 to \$2,400; average, \$2,100—					
Deck officers.....	12 1/2 2,000	15 2,000	13 1/2 2,000		
Chief marine engineers.....			1 1/2 1,927		
Assistant marine engineers.....	5 1,980	5 1,980	6 1/2 1,980		
Mates.....			2 1/2 1,925		
Salary range, \$1,680 to \$2,040; average, \$1,860—					
Chief marine engineers.....			1 1/2 1,780		
Assistant marine engineers.....	9 1,740	9 1,740	9 1,740		
Surgeons.....			2 1/2 1,680		
Salary range, \$1,320 to \$1,680; average, \$1,500—					
Assistant marine engineers.....	9 1,560	9 1,560	9 1,560		
Radio operator.....	1 1,500	1 1,500	1 1,500		
Assistant marine engineers.....	16 1,380	16 1,380	16 1,380		
Chief writers.....	11 1,320	11 1,320	11 1,320		
Salary range, \$1,140 to \$1,500; average, \$1,320—					
Radio operators.....	11 1,200	11 1,200	11 1,200		
Boatswains.....	8 1,200	8 1,200	8 1,200		
Stewards.....	10 1,200	10 1,200	10 1,200		
Cooks.....	15 1,200	15 1,200	15 1,200		
Salary range, \$1,020 to \$1,260; average, \$1,140—					
Boatswains.....	8 1,080	8 1,080	8 1,080		
Carpenters.....	8 1,080	8 1,080	8 1,080		
Pharmacist.....	1 1,080	1 1,080	1 1,080		
Stewards.....	5 1,080	5 1,080	5 1,080		
Cooks.....	9 1,080	9 1,080	9 1,080		
Salary range, \$900 to \$1,140; average, \$1,020—					
Radio operators.....	7 960	7 960	7 960		
Writers.....	8 960	8 960	8 960		
Oilers.....	18 900	18 900	18 900		
Quartermasters.....	12 900	12 900	12 900		
Writers.....	2 900	2 900	2 900		
Salary range, \$780 to \$1,020; average, \$900—					
Boatswain's mates.....	2 840	2 840	2 840		
Coxswains.....	2 840	2 840	2 840		
Master-at-arms.....	4 840	4 840	4 840		
Quartermasters.....	27 840	27 840	26 840		
Firemen.....	50 810	50 810	48 1/2 810		
Cooks.....	10 810	10 810	10 810		
Seamen.....	135 780	135 780	129 1/2 780		
Assistant engineers.....	1 780	1 780	1 780		
Salary range, \$600 to \$780; average, \$690—					
Mess attendants.....	34 720	34 720	33 1/2 720		
Assistant engineers.....	2 605	2 605	2 605		
Salary range, \$420 to \$600; average, \$510—					
Boatswain.....	1 480	1 480	1 480		
Carpenter.....	1 421	1 421	1 421		
Stewards.....	2 421	2 421	2 421		
Cook.....	1 421	1 421	1 421		
Salary range, \$240 to \$420; average, \$330—					
Oilers.....	3 361	3 361	3 361		
Boatswain.....	1 361	1 361	1 361		
Radio operators.....	2 361	2 361	2 361		
Cook.....	1 269	1 269	1 269		
Firemen.....	6 240	6 240	6 240		
Boatswain's mate.....	1 240	1 240	1 240		
Quartermasters.....	4 240	4 240	4 240		
Salary range below \$240—					
Quartermasters.....	4 211	4 211	4 211		
Mess attendants.....	4 211	4 211	4 211		
Cook.....	1 197	1 197	1 197		
Seamen.....	13 185	13 185	13 185		
Firemen.....	6 181	6 181	6 181		
Mess attendant.....	1 181	1 181	1 181		
Seamen.....	12 162	12 162	12 162		
Cook.....	1 162	1 162	1 162		
Total average number of employees.....	539 1/2	542	531		
Total salaries and wages, field service.....	507,852.00	512,852.00	494,710.05		
0140 Subsistence of officers.....	9,075.00	9,075.00	13,468.92		
0140 Rations of crew.....	132,573.00	132,573.00	127,320.51		
01 Total personal services.....	649,500.00	654,500.00	634,499.48		
02 Medical and hospital supplies.....	500.00	500.00	390.86		
Total.....	650,000.00	655,000.00	634,890.34		
The difference between 1927 and 1926 is due to decrease in force, \$5,000.					

Estimates of appropriations required for the service of the fiscal year ending June 30, 1927—Continued

General object (title of appropriation), date of acts, references to Statutes at Large, or to Revised Statutes, and estimated amount required for each detailed object				Total amount to be appropriated under each head of appropriation	Amount appropriated for the fiscal year ending June 30, 1926
Pay and Allowances Commissioned Officers, Coast and Geodetic Survey— Pay, commissioned officers: For pay and allowances prescribed by law for commissioned officers on sea duty and other duty, holding relative rank with officers of the Navy, including one director with relative rank of captain, two hydrographic and geodetic engineers with relative rank of captain, seven hydrographic and geodetic engineers with relative rank of commander, nine hydrographic and geodetic engineers with relative rank of lieutenant commander, thirty-eight hydrographic and geodetic engineers with relative rank of lieutenant, fifty-five junior hydrographic and geodetic engineers with relative rank of lieutenant (junior grade), twenty-nine aids with relative rank of ensign, and including officers retired in accordance with existing law [\$500,000] \$490,000: Provided, That the Secretary of Commerce may designate one of the hydrographic and geodetic engineers to act as assistant director: Provided further, That officers of the Coast and Geodetic Survey performing travel by Government-owned vessels for which no transportation fare is charged shall only be entitled to reimbursement of actual and necessary expenses incurred (acts May 18, 1920, vol. 41, p. 603, sec. 11; Feb. 27, 1925, vol. 43, p. 1045)				\$490,000.00	\$500,000.00
	Estimated expenditures, 1927 appropriation	Estimated expenditures, 1926 appropriation	Expended and obligated, 1925		
01 Pay of commissioned officers.....	\$490,000.00	\$500,000.00	\$460,168.89		
Salaries, Coast and Geodetic Survey— Office force: For personal services in the District of Columbia in accordance with the classification act of 1923 (act Feb. 27, 1925, vol. 43, p. 1046)				425,000.00	410,000.00
	Estimated expenditures, 1927 appropriation	Estimated expenditures, 1926 appropriation	Expended and obligated, 1925		
Departmental service:					
Salaries—					
Professional and scientific service—					
Grade 5, \$5,200 to \$6,000; average, \$5,600—					
Senior engineer (chief cartographic draftsman).....	No. 1 Salary \$5,400	No. 2 Salary \$5,200	No. 1 Salary \$5,200		
Grade 4, \$3,800 to \$5,000; average, \$4,400—					
Scientists (mathematician).....	8 3,978	7 3,800	8 3,800		
Engineers (cartographer, chief engraver, chief of division, chief printer).....	13 3,954	13 3,800	12 3,800		
Grade 3, \$3,000 to \$3,600; average, \$3,300—					
Associate scientists (associate mathematician).....	7 3,100	7 3,000	7 3,000		
Associate engineers (associate cartographer, engraver, lithographer).....	11 3,100	11 3,000	10½ 3,000		
Grade 2, \$2,400 to \$3,000; average, \$2,700—					
Assistant scientists (assistant mathematician).....	5 2,471	5 2,400	4½ 2,400		
Assistant engineers (assistant cartographer).....	5 2,500	5 2,400	3½ 2,400		
Assistant librarian (librarian).....	1 2,500	1 2,400	1 2,400		
Grade 1, \$1,860 to \$2,400; average, \$2,111.42—					
Junior scientists (junior mathematician).....	13 1,920	13 1,860	11½ 1,860		
Junior engineers (junior cartographer).....	5 1,998	3 1,902	3 2,007		
Subprofessional service—					
Grade 8, \$2,400 to \$3,000; average, \$2,700—					
Chief engineering draftsmen (draftsman).....	3 2,600	5 2,400	3 2,400		
Chief engineering aid (instrument maker).....	1 2,500		1 2,400		
Chief lithographers, artistic (lithographer).....	9 2,500	6 2,379	8 2,420		
Chief lithographer, mechanical (lithographic pressman).....	1 2,500	3 2,500	1 2,500		
Grade 7, \$2,100 to \$2,700; average, \$2,400—					
Principal laboratory mechanics (instrument maker, pattern maker).....	2 2,200	2 2,100	2½ 2,100		
Principal lithographer, mechanical (photographer).....			½ 2,100		
Grade 6, \$1,860 to \$2,400; average, \$2,111.42—					
Senior laboratory mechanics (instrument maker).....	6 1,920	6 1,859	5½ 1,860		
Senior engineering draftsmen (draftsman).....	1 1,920	5 1,860	3 1,860		
Senior lithographers, artistic (lithographer, engraver).....	8 1,943	3 1,867	7½ 1,886		
Senior lithographer, mechanical (lithographer, printer).....	11 1,936	13 1,860	7 1,860		
Grade 5, \$1,580 to \$2,000; average, \$1,860—					
Laboratory mechanics (pattern maker).....	2 1,740	2 1,680	2½ 1,680		
Engineering draftsmen (draftsman).....	4 1,740	3 1,680	3½ 1,680		
Lithographers, artistic.....		1 1,680			

Estimates of appropriations required for the service of the fiscal year ending June 30, 1927—Continued

General object (title of appropriation), date of acts, references to Statutes at Large, or to Revised Statutes, and estimated amount required for each detailed object				Total amount to be appropriated under each head of appropriation		Amount appropriated for the fiscal year ending June 30, 1926	
<i>Salaries, Coast and Geodetic Survey—Continued.</i>							
		Estimated expenditures, 1927 appropriation	Estimated expenditures, 1926 appropriation	Expended and obligated, 1925			
Departmental service—Continued.							
Salaries—Continued.							
Subprofessional service—Continued.							
Grade 4, \$1,500 to \$1,860; average, \$1,680—							
Assistant scientific aid (computer)				Average— No. Salary	Average— No. Salary	Average— No. Salary	
Assistant laboratory mechanic (electrotypewriter, instrument maker, electrician)				1 \$1,560		1 1,500	
Assistant engineering draftsmen (chart corrector)				5 1,560	5 \$1,636	5 1,500	
Junior library assistant (assistant librarian)				1 1,560			
Assistant lithographers, artistic (apprentice engraver)				1 1,560		2½ 1,500	
Assistant lithographers, mechanical					2 1,500		
Grade 3, \$1,320 to \$1,680; average, \$1,500—							
Junior laboratory mechanic (electrotypewriter)						½ 1,320	
Underlibrary assistant						½ 1,320	
Junior lithographers, artistic (lithographer)				4 1,500	3 1,320	3½ 1,464	
Junior lithographers, mechanical (lithographer)					2 1,680		
Grade 2, \$1,140 to \$1,500; average, \$1,320—							
Minor library assistant				1 1,320		1 1,260	
Apprentice lithographers, artistic					3 1,140		
Apprentice lithographers, mechanical				4 1,200	1 1,140	½ 1,140	
Clerical, administrative and fiscal service—							
Grade 9, \$3,000 to \$3,800; average, \$3,300—							
Senior administrative assistants (chief of division)				2 3,100	2 3,000	2 3,000	
Grade 8, \$2,700 to \$3,300; average, \$3,000—							
Administrative assistant (chief of section)				1 2,800	1 2,700	1 2,700	
Grade 7, \$2,400 to \$3,000; average, \$2,700—							
Junior administrative assistant (secretary to Director)				1 2,500	2 2,400	1 2,400	
Chief photographer				1 2,500		½ 2,400	
Assistant editor (editor)				1 2,400		½ 2,400	
Grade 6, \$2,100 to \$2,700; average, \$2,400—							
Principal clerks				3 2,200	3 2,100	3 2,100	
Grade 5, \$1,860 to \$2,400; average, \$2,111.42—							
Senior clerks				4 2,020	4 1,950	4 1,950	
Senior clerk-stenographer				1 1,920	1 1,860	1 1,860	
Grade 4, \$1,680 to \$2,040; average, \$1,860—							
Clerks				7 1,791	6 1,740	6½ 1,731	
Principal stenographer					1 1,680		
Clerk-stenographers				2 1,740	1 1,680	2 1,680	
Grade 3, \$1,500 to \$1,860; average, \$1,680—							
Assistant clerks				4 1,560	6 1,500	4½ 1,500	
Senior stenographers				2 1,560	2 1,500	½ 1,500	
Assistant clerk-stenographers				4 1,540	3 1,500	5½ 1,500	
Junior transportation and traffic clerk				1 1,560	2 1,500	1 1,500	
Assistant photographer				1 1,560		½ 1,500	
Grade 2, \$1,320 to \$1,680; average, \$1,500—							
Junior clerks				1 1,380	3 1,360	1½ 1,360	
Junior clerk-stenographers				1 1,380	3 1,320	2½ 1,320	
Junior clerk-typist				1 1,380		½ 1,320	
Junior stenographers				2 1,380		2 1,320	
Grade 1, \$1,140 to \$1,500; average, \$1,320—							
Underclerks				2 1,200	1 1,140	3½ 1,140	
Underclerk-typists					2 1,140		
Underoperator, office devices					1 1,140		
Custodial service—							
Grade 10, \$2,400 to \$3,000; average, \$2,700—							
Mechanical superintendent (engineer, mechanical equipment)				1 2,500		½ 2,400	
Grade 9, \$2,100 to \$2,700; average, \$2,400—							
Assistant mechanical superintendent (engineer, mechanical equipment)					1 2,100	½ 2,100	
Grade 8, \$1,860 to \$2,400; average, \$2,111.42—							
Principal mechanic						1 1,860	
Grade 6, \$1,500 to \$1,860; average, \$1,680—							
Mechanic				1 1,560		½ 1,500	
Grade 5, \$1,320 to \$1,680; average, \$1,500—							
Junior mechanic					1 1,320	½ 1,320	
Grade 4, \$1,140 to \$1,500; average, \$1,320—							
Head messenger				1 1,200	1 1,140	1 1,140	
Grade 3, \$1,020 to \$1,260; average, \$1,140—							
Messengers				2 1,140	7 1,050	2 1,080	
Senior laborers				9 1,080	4 1,060	12 1,055	
Grade 2, \$780 to \$1,140; average, \$1,020—							
Junior laborer						½ 900	
Grade 1, \$600 to \$780; average, \$690—							
Junior messenger						½ 600	
Total average number of employees				190	190	180½	
Total salaries, departmental service				425,000.00	410,000.00	386,831.69	
The difference between 1927 and 1926 is due to increase in salaries, \$15,000.							

Estimates of appropriations required for the service of the fiscal year ending June 30, 1927—Continued

General object (title of appropriation), date of acts, references to Statutes at Large, or to Revised Statutes, and estimated amount required for each detailed object				Total amount to be appropriated under each head of appropriation	Amount appropriated for the fiscal year ending June 30, 1926
General Expenses, Coast and Geodetic Survey—					
Office expenses: For purchase of new instruments (except surveying instruments), including their exchange, materials, equipment, and supplies required in the instrument shop, carpenter shop, and drawing division; books, scientific and technical books, journals, books of reference, maps, charts, and subscriptions; copper plates, chart paper, printer's ink, copper, zinc, and chemicals for electrotyping and photographing; engraving, printing, photographing, and electrotyping supplies; photolithographing charts and printing from stone and copper for immediate use; stationery for office and field parties; transportation of instruments and supplies when not charged to party expenses; office wagon and horses or automobile truck; heating, lighting, and power; telephones, including operation of switchboard; telegrams, ice, and washing; office furniture; repairs, and including not to exceed \$500 for construction of concrete pit for relocation of chart printing press in press room of building occupied by the Coast and Geodetic Survey in the District of Columbia, traveling expenses of officers and others employed in the office sent on special duty in the service of the office; miscellaneous expenses, contingencies of all kinds (act Feb. 27, 1925, vol. 43, p. 1046).				\$67,100.00	\$62,100.00
Departmental service:					
Salaries—					
Subprofessional service—					
Grade 8, \$2,400 to \$3,000; average, \$2,700—					
Chief lithographer, artistic (lithographer)	Average— No. Salary	Average— No. Salary	Average— No. Salary		
Grade 6, \$1,800 to \$2,400; average, \$2,111.42—					
Senior lithographer, mechanical (lithographer)			2½	1,900	
Clerical, administrative, and fiscal service—					
Grade 1, \$1,140 to \$1,500; average, \$1,320—					
Underoperators, office devices (telephone operator)	2 \$1,200	2 \$1,140	2	1,140	
Custodial service—					
Grade 2, \$900 to \$1,140; average, \$1,020—					
Junior laborer			1	900	
Total average number of employees	2	2	6½		
01 Total salaries, departmental service	2,400.00	2,280.00	9,908.27		
The difference between 1927 and 1926 is due to increase in salaries, \$120.					
Supplies and materials:					
0200 Office supplies	4,200.00	5,100.00	4,105.94		
0201 Stationery	2,000.00	4,470.00	1,794.38		
0220 Scientific and educational supplies		685.00			
0230 Fuel	20.00	50.00	17.85		
0280 Sundry supplies	34,175.00	25,090.00	34,196.65		
0290 Materials	2,500.00	2,300.00	2,809.56		
02 Total supplies and materials	42,895.00	37,695.00	42,924.38		
Communication service:					
0500 Telegraph service	750.00	900.00	750.85		
0510 Telephone service	1,100.00	1,100.00	953.59		
05 Total communication service	1,850.00	2,000.00	1,703.94		
06 Travel expenses	900.00	350.00	970.86		
07 Transportation of things	1,245.00	1,245.00	1,199.45		
08 Printing and binding	480.00	375.00	512.85		
09 Advertising	30.00	30.00			
10 Furnishing of heat, light, power, water, and electricity	3,000.00	2,120.00	3,020.05		
12 Repairs and alterations	2,500.00	1,514.00	3,213.99		
13 Special and miscellaneous current expenses		435.00			
Equipment:					
3010 Furniture, furnishings, and fixtures	8,100.00	9,375.00	14,052.22		
3020 Educational, scientific, and recreational	3,000.00	3,581.00	2,624.73		
3050 Other equipment	700.00	1,580.00	655.66		
30 Total equipment	11,800.00	14,536.00	17,332.61		
Structures and improvements:					
3210 Structures and fixed equipment		1,700.00			
3220 Nonstructural improvements		100.00			
32 Total structures and improvements		1,800.00			
Total	67,100.00	62,100.00	70,878.13		
Appropriations herein made for the Coast and Geodetic Survey shall not be available for allowance to civilian or other officers for subsistence while on duty at Washington (except as hereinbefore provided for officers of the field force ordered to Washington for short periods for consultation with the director), except as now provided by law (act Feb. 27, 1925, vol. 43, p. 1046).					
Total, Coast and Geodetic Survey				2,331,670.00	2,327,650.00

Estimates of appropriations required for the service of the fiscal year ending June 30, 1927—Continued

General object (title of appropriation), date of acts, references to Statutes at Large, or to Revised Statutes, and estimated amount required for each detailed object	Total amount to be appropriated under each head of appropriation	Amount appropriated for the fiscal year ending June 30, 1926
BUREAU OF FISHERIES		
<i>Salaries, Bureau of Fisheries—</i>		
Commissioner's Office: For the Commissioner and other personal services in the District of Columbia in accordance with the classification act of 1923 (<i>act Feb. 27, 1925, vol. 43, p. 1046</i>).....	\$159, 778. 00	
For pay of employees in the field, as follows:		
Alaska service (<i>acts Feb. 14, 1903, vol. 32, p. 827, sec. 4; Feb. 27, 1925, vol. 43, p. 1046</i>).....	49, 210. 00	
Employees at large (<i>same acts</i>).....	40, 850. 00	
Distribution (car) employees (<i>same acts</i>).....	33, 600. 00	
Employees at fish cultural stations (<i>same acts</i>).....	255, 270. 00	
Employees fish rescue station, Mississippi River Valley (<i>same acts</i>).....	19, 600. 00	
Employees at biological stations (<i>same acts</i>).....	39, 000. 00	
For pay of officers and employees for the steamers Gannet, Halcyon, and Phalarope (<i>same acts</i>).....	33, 000. 00	
For officers and crew of vessels for Alaska fisheries service (<i>same acts</i>).....	53, 070. 00	
	\$683, 378. 00	\$673, 740. 00
Departmental service:		
<i>Salaries—</i>		
Professional service—		
Grade 6, \$6,000 to \$7,500; average, \$7,670—		
Chief scientist (Commissioner of Fish and Fisheries).....	Average— No. 1 Salary \$6,500	Average— No. 1 Salary \$6,500
Grade 5, \$5,200 to \$6,000; average, \$5,600—		
Senior scientist (Deputy Commissioner of Fisheries).....	1 5,400	1 5,400
Grade 4, \$3,800 to \$5,000; average, \$4,400—		
Scientists (assistants in charge of divisions).....	3 4,000	3 4,000
Scientists (ichthyologist).....	1 3,800	1 3,800
Scientists (fish pathologist).....	1 4,000	1 4,000
Scientists (technologist).....	1 4,000	1 4,000
Scientists (technologist).....	1 3,800	1 3,800
Grade 3, \$3,000 to \$3,600; average, \$3,300—		
Associate aquatic biologist (assistant chief of division).....	1 3,000	1 3,000
Associate aquatic biologists (associate aquatic biologist).....	2 3,000	2 3,000
Associate architect (architect).....	1 3,000	1 3,000
Grade 2, \$2,400 to \$3,000; average, \$2,700—		
Assistant scientists (assistant aquatic biologist).....	1 2,400	1 2,400
Assistant engineer.....	1 2,400	1 2,400
Grade 1, \$1,860 to \$2,400; average, \$2,100—		
Junior scientists (junior aquatic biologist).....	2 1,920	2 1,920
Subprofessional service—		
Grade 8, \$2,400 to \$3,000; average, \$2,700—		
Chief scientific aid (chief scientific aid).....	1 2,700	1 2,700
Chief scientific aid (superintendent of fish distribution).....	1 2,500	1 2,500
Grade 7, \$2,100 to \$2,700; average, \$2,400—		
Principal scientific aid.....	1 2,100	1 2,100
Grade 6, \$1,860 to \$2,400; average, \$2,100—		
Senior library assistant (librarian).....	1 1,920	1 1,920
Grade 4, \$1,500 to \$1,860; average, \$1,680—		
Assistant laboratory mechanic.....	1 1,500	1 1,500
Grade 3, \$1,320 to \$1,680; average, \$1,500—		
Junior scientific aids.....	1 1,500	1 1,500
Under library assistant.....	1 1,500	1 1,500
Grade 1, \$900 to \$1,260; average, \$1,020—		
Minor scientific helper (apprentice fish culturist).....	1 1,080	1 1,080
Minor scientific helper (apprentice fish culturist).....	1 960	1 960
Clerical, administrative, and fiscal service—		
Grade 11, \$3,800 to \$5,000; average, \$4,400—		
Administrative officer (assistant in charge of division).....	1 4,000	1 4,000
Grade 9, \$3,000 to \$3,600; average, \$3,300—		
Senior administrative assistant (assistant in charge of office).....	1 3,100	1 3,100
Grade 7, \$2,400 to \$3,000; average, \$2,700—		
Junior administrative assistant (special assistant).....	1 2,900	1 2,900
Junior administrative assistant (secretary to commissioner).....	1 2,700	1 2,700
Junior administrative assistant (statistician).....	1 2,400	1 2,400
Grade 6, \$2,100 to \$2,700; average, \$2,400—		
Principal clerk.....	1 2,300	1 2,300
Grade 5, \$1,860 to \$2,500; average, \$2,100—		
Senior clerks (statistical agent).....	3 2,067	3 2,067
Senior clerks (senior clerks).....	3 2,067	3 2,067
Senior clerk (stenographer).....	1 2,100	1 2,100
Grade 4, \$1,680 to \$2,040; average, \$1,860—		
Clerks.....	4 1,785	4 1,785
Clerk-stenographers.....	5 1,824	5 1,824
Grade 3, \$1,500 to \$1,860; average, \$1,680—		
Assistant clerks.....	5 1,680	5 1,680
Assistant clerk-stenographer.....	1 1,680	1 1,680
Grade 2, \$1,320 to \$1,680; average, \$1,500—		
Junior clerks.....	5 1,536	5 1,536
Junior clerk-stenographers.....	6 1,460	6 1,460
Grade 1, \$1,140 to \$1,500; average, \$1,320—		
Underclerk.....	1 1,200	1 1,200

Estimates of appropriations required for the service of the fiscal year ending June 30, 1927—Continued

General object (title of appropriation), date of acts, references to Statutes at Large, or to Revised Statutes, and estimated amount required for each detailed object	Total amount to be appropriated under each head of appropriation		Amount appropriated for the fiscal year ending June 30, 1926
Salaries, Bureau of Fisheries—Continued.			
	Estimated expenditures, 1927 appropriation	Estimated expenditures, 1926 appropriation	Expended and obligated, 1925
Departmental service—Continued.			
Salaries—Continued.			
Custodial service—			
Grade 4, \$1,140 to \$1,500; average, \$1,320—	<i>Average—</i>	<i>Average—</i>	<i>Average—</i>
	<i>No. Salary</i>	<i>No. Salary</i>	<i>No. Salary</i>
Undermechanic.....	1 \$1,140	1 \$1,140	1 \$1,140
Head messenger.....	1 1,140	1 1,140	1 1,140
Grade 3, \$1,020 to \$1,260; average, \$1,140—			
Messengers.....	4 1,080	4 1,080	4 1,044
Grade 2, \$900 to \$1,140; average, \$1,020—			
Junior laborers.....	1 930	2 930	2 909
Total number of employees.....	73	74	75½
Total salaries, departmental service.....	159,778	160,360	159,689
The difference between 1927 and 1926 is due to decrease in force, \$582.			
Field service:			
Alaska service—			
Salaries (Pribilof Islands)—			
Salary range, \$3,000 to \$3,600; average, \$3,300—			
Superintendent.....	1 3,000	1 3,000	1 3,000
Salary range \$2,400 to \$3,000; average, \$2,700—			
Physicians.....	2 2,400	2 2,400	2 2,380
Salary range \$2,100 to \$2,700; average, \$2,400—			
Agent and caretakers.....	2 2,325	2 2,325	2 2,304
Storekeepers.....	2 2,100	2 2,100	2 2,100
Salary range, \$1,320 to \$1,680; average, \$1,500—			
Assistant to agent.....	1 1,440	1 1,440	1 1,341
School teachers.....	3 1,440	3 1,440	3 1,440
At large—			
Salary range, \$3,300 to \$3,900; average, \$3,600—			
Agent.....	1 3,300	1 3,300	1 3,300
Salary range, \$2,100 to \$2,700; average, \$2,400—			
Assistant agents.....	3 2,233	3 2,233	3 2,233
Inspector.....	1 2,100	1 2,100	1 2,100
Salary range, \$1,860 to \$2,400; average, \$2,100—			
Assistant agent.....	1 1,860	1 1,860	1 1,860
Salary range, \$1,500 to \$1,860; average, \$1,680—			
Warden.....	1 1,500	1 1,500	1 1,500
Salary range, \$1,320 to \$1,680; average, \$1,500—			
Wardens.....	7 1,320	7 1,320	7 1,312
Allowed for promotion.....	2,100	100	
Total average number of employees.....	25	25	25
Total salaries.....	49,210	47,210	46,875
The difference between 1927 and 1926 is due to increase in salaries, \$2,000.			
Employees at large—			
Salaries—			
Salary range, \$3,800 to \$5,000; average, \$4,400—			
Naturalist.....	1 3,800	1 3,800	1 3,800
Salary range, \$3,000 to \$3,600; average, \$3,300—			
Field assistant.....	1 3,000	1 3,000	1 3,000
Salary range, \$2,700 to \$3,300; average, \$3,000—			
Field superintendent.....	1 3,000	1 3,000	1 2,825
Assistant.....	1 2,800	1 2,800	1 2,800
Salary range, \$2,400 to \$3,000; average, \$2,700—			
General assistant.....	1 2,400	1 2,400	1 2,400
Fishery expert.....	1 2,400	1 2,400	1 2,229
Salary range, \$1,860 to \$2,400; average, \$2,100—			
Field assistant.....	1 1,860	1 1,860	1 1,860
Scientific assistant.....	1 1,860	1 1,860	1 1,860
Salary range, \$1,500 to \$1,860; average, \$1,680—			
Clerk.....	1 1,560	1 1,560	1 1,560
Salary range, \$1,320 to \$1,680; average, \$1,500—			
Clerk.....	1 1,440	1 1,440	1 1,440
Fish culturist.....	1 1,320	1 1,320	1 1,320
Salary range, \$1,140 to \$1,500; average, \$1,320—			
Machinists.....	4 1,320	4 1,320	4½ 1,228
Clerk.....	1 1,200	1 1,200	1 1,098
Fish culturists.....	2 1,260	2 1,260	2 1,185
Salary range, \$900 to \$1,140; average, \$1,020—			
Coxswains.....	2 1,080	2 1,080	2 1,005
Salary range, \$780 to \$1,020; average, \$900—			
Local statistical agents.....	3 840	3 840	3 840
Allowed for promotion.....	1,730	330	
Total average number of employees.....	23	23	22½
Total salaries.....	40,850	39,450	36,575
The difference between 1927 and 1926 is due to increase in salaries, \$1,400.			
Distribution (car) service—			
Salaries—			
Salary range, \$1,680 to \$2,040; average, \$1,860—			
Car captains.....	5 1,680	5 1,680	4½ 1,698
Salary range, \$1,320 to \$1,680; average, \$1,500—			
Car messengers.....	6 1,400	6 1,400	6 1,399
Salary range, \$1,140 to \$1,500; average, \$1,320—			
Assistant car messengers.....	5 1,260	5 1,260	4½ 1,264
Apprentice car messengers.....	5 1,140	5 1,140	4½ 1,151
Salary range, \$900 to \$1,140; average, \$1,020—			
Car cooks.....	5 960	5 960	4½ 975
Total average number of employees.....	26	26	25½
Total salaries.....	33,600	33,600	33,415

¹ The steamer Albatross was sold in 1925 and employees thereon have been included in "Employees at large."

Estimates of appropriations required for the service of the fiscal year ending June 30, 1927—Continued

General object (title of appropriation), date of acts, references to Statutes at Large, or to Revised Statutes, and estimated amount required for each detailed object	Total amount to be appropriated under each head of appropriation				Amount appropriated for the fiscal year ending June 30, 1926	
Salaries, Bureau of Fisheries—Continued.						
	Estimated expenditures, 1927 appropriation		Estimated expenditures, 1926 appropriation		Expended and obligated, 1925	
Field service—Continued.						
Employees of fish cultural stations—						
Salaries—						
Salary range, \$2,100 to \$2,700; average, \$2,400—	<i>Average—</i>		<i>Average—</i>		<i>Average—</i>	
Superintendents	No.	Salary	No.	Salary	No.	Salary
Salary range, \$1,860 to \$2,400; average, \$2,100—	2	\$2,100	2	\$2,100	2	\$2,056
Superintendents	32	1,860	32	1,860	31½	1,859
Salary range, \$1,680 to \$2,040; average, \$1,860—	2	1,680	2	1,680	2	1,680
Foremen	14	1,500	14	1,500	13½	1,492
Salary range, \$1,500 to \$1,860; average, \$1,680—	4	1,320	4	1,320	3½	1,320
Foremen	3	1,360	3	1,360	3	1,348
Salary range, \$1,320 to \$1,680; average, \$1,500—	2	1,260	2	1,260	2	1,320
Fish culturists	36	1,220	36	1,220	35½	1,168
Engineers	2	1,140	2	1,140	1½	1,155
Salary range, \$1,140 to \$1,500; average, \$1,320—	13	1,093	13	1,093	11½	1,072
Machinists	86	927	86	927	79½	895
Fish culturists	10	924	10	924	8½	913
Cooks	1	900	1	900	1	900
Salary range, \$1,020 to \$1,260; average, \$1,140—	2	780	2	780	2	791
Apprentice fish culturists	3,479		709			
Foremen	10	924	10	924	8½	913
Apprentice fish culturists	1	900	1	900	1	900
Cook	2	780	2	780	2	791
Salary range, \$780 to \$1,020; average, \$900—						
Custodians	209	255,270	209	252,500	196½	234,472
Allowed for promotion						
Total average number of employees						
Total salaries						
The difference between 1927 and 1926 is due to increase in salaries, \$2,770.						
Employees fish rescue stations—						
Salaries—						
Salary range, \$2,700 to \$3,300; average, \$3,000—	1	3,000	1	3,000	1	2,829
District supervisor	1	2,100	1	2,100	1	1,877
Salary range, \$1,860 to \$2,400; average, \$2,100—	2	1,660	2	1,660	2	1,500
Superintendent	4	1,440	4	1,440	3½	1,294
Salary range, \$1,500 to \$1,860; average, \$1,680—	1	1,620	1	1,620	1	1,440
Field foremen	1	1,620	1	1,620	1	1,458
Salary range, \$1,320 to \$1,680; average, \$1,500—	2	1,080	2	1,080	2	983
Fish culturists	2	960	2	960	1½	900
Engineer	13	19,600	13	19,600	13½	19,253
Clerk						
Salary range, \$900 to \$1,140; average, \$1,020—						
Coxswains						
Apprentice fish culturists						
Total average number of employees						
Total salaries						
Employees at biological stations—						
Salaries—						
Salary range, \$3,800 to \$5,000; average, \$4,400—	3	3,800	3	3,800	2½	3,612
Directors	1	2,400	1	2,400	½	2,400
Salary range, \$2,100 to \$2,700; average, \$2,400—	1	2,100	1	2,100	1	2,100
Scientific assistant	2	1,860	2	1,860	2	1,860
Superintendent of fish culture	1	1,860	1	1,860	½	1,653
Salary range, \$1,860 to \$2,400; average, \$2,100—	1	1,860	1	1,860	1	1,860
Scientific assistants	1	1,860	1	1,860	1	1,860
Laboratory aid	2	1,590	2	1,590	1½	1,513
Shell expert	1	1,500	1	1,500	1	1,500
Foreman	1	1,320	1	1,320	1	1,320
Salary range, \$1,500 to \$1,860; average, \$1,680—	1	1,260	1	1,260	½	1,298
Fish culturists	5	900	5	900	4½	896
Engineer	2	900	2	900	2	900
Salary range, \$1,320 to \$1,680; average, \$1,500—		240		240		
Clerk						
Engineer						
Salary range, \$900 to \$1,140; average, \$1,020—						
Apprentice fish culturists						
Firemen						
Allowed for promotion						
Total average number of employees	22	39,000	22	39,000	19½	31,785
Total salaries						
Steamers Gannet, Halcyon, and Phalarope—						
Salaries—						
Salary range, \$2,400 to \$3,000; average, \$2,700—	1	2,600	1	2,600		
Master	1	2,300	1	2,300	1	1,940
Salary range, \$1,860 to \$2,400; average, \$2,100—	2	1,860	2	1,860	2	1,690
Master						
Salary range, \$1,680 to \$2,040; average, \$1,860—						
Masters						
Salary range, \$1,500 to \$1,860; average, \$1,680—						
Engineer						
Assistant engineers	2	1,800	2	1,800		
Mate	1	1,500	1	1,500		
Salary range, \$1,320 to \$1,680; average, \$1,500—						
Mate						
Engineer	1	1,440	1	1,440	1½	1,385
Assistant engineer					1	1,440

Estimates of appropriations required for the service of the fiscal year ending June 30, 1927—Continued

General object (title of appropriation), date of acts, references to Statutes at Large, or to Revised Statutes, and estimated amount required for each detailed object				Total amount to be appropriated under each head of appropriation	Amount appropriated for the fiscal year ending June 30, 1926
Salaries, Bureau of Fisheries—Continued.					
	Estimated expenditures, 1927 appropriation	Estimated expenditures, 1926 appropriation	Expended and obligated, 1925		
Field service—Continued.					
Steamers Gannet, Halcyon, and Phalarope—Con.					
Salaries—Continued.					
Salary range, \$1,020 to \$1,260; average, \$1,140—	Average—	Average—	Average—		
	No. Salary	No. Salary	No. Salary		
Stewards.....	3 \$1,100	3 \$1,100	1 1/2 \$1,098		
Fishermen.....	8 1,090	9 1,090	7 1,041		
Firemen.....	4 1,020	4 1,020	3 1/2 1,010		
Salary range, \$780 to \$1,020; average, \$900—					
Fireman.....	1 900	1 900	1 1,038		
Messman.....	1 840	1 840	1 840		
Total average number of employees.....	25	26	22 1/2		
Total salaries.....	33,000	34,230	27,090		
The difference between 1927 and 1926 is due to decrease in force, \$1,230.					
Alaska vessels—					
Salaries—					
Salary range, \$2,100 to \$2,700; average, \$2,400—					
Master.....	1 2,520	1 2,520	1 2,340		
Salary range, \$1,860 to \$2,400; average, \$2,100—					
Masters.....	6 1/2 1,915	5 1/2 1,934	5 1/2 1,922		
Chief engineer.....	1 2,400	1 2,400	1 2,190		
Engineer.....	1 2,100	1 2,100	1 2,100		
Salary range, \$1,680 to \$2,040; average, \$1,860—					
First officer.....	1 1,740	1 1,740			
Salary range, \$1,320 to \$1,680; average, \$1,500—					
First officer.....			1 1,530		
Engineers.....	8 1/2 1,543	7 1/2 1,549	5 1/2 1,514		
Salary range, \$1,140 to \$1,500; average, \$1,320—					
Assistant engineer.....	1 1,500	1 1,500	1 1,500		
Cooks.....	6 1/2 1,164	5 1/2 1,180	4 1/2 1,197		
Salary range, \$1,020 to \$1,260; average, \$1,140—					
Radio operator.....			1 1,218		
Salary range, \$900 to \$1,140; average, \$1,020—					
Seamen.....	2 1,080	2 1,080	1 1/2 1,084		
Cook.....	1 1,080	1 1,080	1 1,075		
Quartermaster.....	1 1,080	1 1,080	1 1,020		
Deck hand.....			1/2 936		
Salary range, \$780 to \$1,020; average, \$900—					
Seamen.....	3 1/2 900	2 1/2 900	2 1/2 900		
Quartermaster.....	1 1,020	1 1,020	1 1,020		
Salary range, \$600 to \$780; average, \$690—					
Mess boy.....	1 660	1 660	1 655		
Salary range, \$240 to \$420; average, \$330—					
Watchman.....			1/2 360		
Total average number of employees.....	36 1/2	32 1/2	29 1/2		
Total salaries.....	53,070	47,790	42,751		
The difference between 1927 and 1926 is due to increase in force, \$5,280.					
01 Total personal services.....	683,378.00	673,740.00	631,905.00		
Miscellaneous Expenses, Bureau of Fisheries—					
Administration: For expenses of the office of the commissioner, including stationery, scientific and reference books, periodicals and newspapers for library, furniture and equipment, telegraph and telephone service, compensation of temporary employees, and all other necessary expenses connected therewith (<i>acts Mar. 3, 1898, vol. 27, p. 585, sec. 1; Feb. 14, 1903, vol. 32, p. 827, sec. 4; Feb. 27, 1925, vol. 43, p. 1046</i>).....					
	Estimated expenditures, 1927 appropriation	Estimated expenditures, 1926 appropriation	Expended and obligated, 1925	\$3,900.00	\$3,900.00
02 Stationery and office supplies.....	\$200.00	\$200.00	\$133.65		
05 Telegraph service.....	1,300.00	1,300.00	1,235.02		
06 Travel expenses.....	1,700.00	1,700.00	1,724.56		
07 Transportation of things.....			31.19		
08 Photographic and duplicating work.....	200.00	200.00	118.61		
19 Repairs to equipment.....	100.00	100.00	80.90		
Equipment:					
3010 Furniture.....	100.00	100.00	109.61		
3017 Office devices.....	200.00	200.00	306.00		
7621 Library stock.....	100.00	100.00	123.74		
30 Total equipment.....	400.00	400.00	539.35		
Total.....	3,900.00	3,900.00	3,863.28		

Estimates of appropriations required for the service of the fiscal year ending June 30, 1927—Continued

General object (title of appropriation), date of acts, references to Statutes at Large, or to Revised Statutes, and estimated amount required for each detailed object				Total amount to be appropriated under each head of appropriation	Amount appropriated for the fiscal year ending June 30, 1926
Miscellaneous Expenses, Bureau of Fisheries—Continued.					
Propagation of food fishes: For maintenance, repair, alteration, improvement, equipment, and operation of fish-cultural stations, general propagation of food fishes and their distribution, including movement, maintenance, and repairs of cars, purchase of equipment (including rubber boots and oilskins) and apparatus, contingent expenses, temporary labor, and not to exceed \$10,000 for propagation and distribution of fresh-water mussels and the necessary expenses connected therewith (<i>acts Mar. 3, 1893, vol. 27, p. 585, sec. 1; Feb. 14, 1903, vol. 32, p. 827, sec. 4; Feb. 27, 1925, vol. 43, p. 1046</i>)				\$400, 000. 00	\$400, 000. 00
	Estimated expenditures, 1927 appropriation	Estimated expenditures, 1926 appropriation	Expended and obligated, 1925		
Field service:					
01 Number of temporary employees	555	555	535		
01 Total salaries and wages, field service	\$123, 000. 00	\$123, 000. 00	\$116, 238. 94		
Supplies and materials:					
0200 Stationery and office supplies	1, 485. 00	1, 485. 00	472. 18		
0230 Fuel	17, 550. 00	17, 550. 00	21, 128. 57		
0250 Forage, etc.	2, 125. 00	2, 125. 00	1, 741. 71		
0260 Provisions	10, 080. 00	10, 080. 00	8, 882. 63		
0270 Explosives	165. 00	165. 00	40. 46		
0280 Sundry supplies	14, 915. 00	14, 915. 00	19, 179. 48		
0290 Other materials	1, 060. 00	1, 060. 00	2, 328. 66		
02 Total supplies and materials	47, 380. 00	47, 380. 00	53, 773. 69		
04 Subsistence and care of animals, and storage and care of vehicles	480. 00	480. 00	329. 16		
Communication service:					
0500 Telegraph service	950. 00	950. 00	802. 37		
0510 Telephone service	3, 400. 00	3, 400. 00	3, 141. 66		
0520 Other communication service (P. O. box rent)	80. 00	80. 00	82. 35		
05 Total communication service	4, 430. 00	4, 430. 00	4, 086. 38		
06 Travel expenses	66, 700. 00	66, 700. 00	60, 493. 67		
07 Transportation of things	14, 700. 00	14, 700. 00	13, 682. 96		
10 Furnishing heat, light, and power	6, 760. 00	6, 760. 00	6, 523. 08		
11 Tents	5, 500. 00	5, 500. 00	7, 567. 45		
12 Repairs and alterations	48, 350. 00	48, 350. 00	48, 138. 60		
13 Special and miscellaneous current expenses	1, 450. 00	1, 450. 00	980. 29		
Equipment:					
3010 Furniture, furnishings, and fixtures	2, 820. 00	2, 820. 00	1, 789. 08		
3040 Livestock, fish and fish eggs, etc.	35, 500. 00	35, 500. 00	35, 568. 40		
3050 Other equipment	30, 100. 00	30, 100. 00	30, 604. 19		
30 Total equipment	68, 420. 00	68, 420. 00	67, 961. 67		
32 Structures, buildings, and ponds	12, 830. 00	12, 830. 00	6, 474. 11		
Total	400, 000. 00	400, 000. 00	386, 250. 00		
Maintenance of vessels: For maintenance of vessels and launches, including purchase and repair of boats, apparatus, machinery, and other facilities required for use with the same, hire of vessels, and all other necessary expenses in connection therewith, and money accruing from commutation of rations and provisions on board vessels may be paid on proper vouchers to the persons having charge of the mess of such vessels, [\$105,000] \$120,000, of which \$10,000 shall be immediately available for the procurement of supplies and equipment required for shipment to the Pribilof Islands for the service of the fiscal year ending June 30, 1927 (<i>acts Mar. 3, 1893, vol. 27, p. 585, sec. 1; Feb. 14, 1903, vol. 32, p. 827, sec. 4; Feb. 27, 1925, vol. 43, p. 1046</i>)				120, 000. 00	105, 000. 00
Commutation of rations (not to exceed \$1 per day) may be paid to officers and crews of vessels of the Bureau of Fisheries during the fiscal year [1926] 1927 under regulations prescribed by the Secretary of Commerce.					

Estimates of appropriations required for the service of the fiscal year ending June 30, 1927—Continued

General object (title of appropriation), date of acts, references to Statutes at Large, or to Revised Statutes, and estimated amount required for each detailed object

Total amount to be appropriated under each head of appropriation

Amount appropriated for the fiscal year ending June 30, 1926

Miscellaneous Expenses, Bureau of Fisheries—Continued.

	Estimated expenditures, 1927 appropriation	Estimated expenditures, 1926 appropriation	Expended and obligated, 1925
Field service:			
01 Number of temporary employees.....	15	15	15
01 Total personal services, field service.....	\$3,000.00	\$3,000.00	\$4,036.49
Supplies and materials:			
0200 Stationery and office supplies.....	500.00	500.00	730.51
0230 Fuel.....	20,000.00	20,000.00	19,052.25
0232 Wood and kindling.....	1,500.00	1,500.00	1,571.39
0260 Provisions.....	3,000.00	3,000.00	3,606.82
0280 Sundry supplies.....	6,725.00	6,725.00	6,496.60
0290 Materials.....	2,500.00	2,500.00	2,210.25
02 Total supplies and materials.....	34,225.00	34,225.00	33,657.82
03 Commutation in lieu of subsistence.....	12,500.00	12,500.00	12,427.50
05 Communication service, telegraph.....	15.00	15.00	9.20
06 Travel expenses.....	660.00	660.00	440.37
Transportation of things (service):			
0700 Freight.....	500.00	500.00	448.36
0740 Charters.....	1,500.00	1,500.00	1,581.37
0750 Dockage.....	600.00	600.00	617.46
07 Total transportation of things (service).....	2,600.00	2,600.00	2,647.19
10 Furnishing of water and light (service).....	500.00	500.00	378.57
12 Repairs and alterations.....	28,000.00	28,000.00	24,185.82
13 Special and miscellaneous current expenses.....	1,000.00	1,000.00	698.78
Equipment:			
3010 Furniture.....	2,000.00	2,000.00	2,649.49
3050 Floating equipment.....	35,500.00	20,500.00	20,416.35
30 Total equipment.....	37,500.00	22,500.00	23,065.84
Total.....	120,000.00	105,000.00	101,547.58

Inquiry respecting food fishes: For inquiry into the causes of the decrease of food fishes in the waters of the United States, and for investigation and experiments in respect to the aquatic animals, plants, and waters, in the interests of fish culture and the fishery industries, including maintenance, repair, improvement, equipment, and operations of biological stations, expenses of travel and preparation of reports (*acts Mar. 3, 1893, vol. 27, p. 585, sec. 1; Feb. 14, 1903, vol. 32, p. 827, sec. 4; Feb. 27, 1925, vol. 43, p. 1046*)—

\$42,475.00

\$43,500.00

	Estimated expenditures, 1927 appropriation	Estimated expenditures, 1926 appropriation	Expended and obligated, 1925
Field service:			
01 Number of temporary employees.....	34	34	33
01 Total personal services, field service.....	\$14,500.00	\$14,500.00	\$10,579.57
Supplies and materials:			
0200 Stationery supplies.....	150.00	150.00	115.65
0220 Scientific apparatus and supplies.....	3,000.00	3,000.00	2,778.71
0230 Fuel.....	1,200.00	1,200.00	1,125.70
0250 Forage for animals.....	250.00	250.00	114.45
0280 Sundry supplies.....	300.00	300.00	311.73
02 Total supplies and materials.....	4,900.00	4,900.00	4,446.24
05 Communication service (telephone).....	200.00	200.00	182.65
06 Travel expenses.....	13,300.00	14,325.00	13,728.75
07 Transportation of things (service).....	800.00	800.00	808.58
10 Furnishing heat, light, and power.....	400.00	400.00	376.96
11 Rents.....	25.00	25.00	23.80
12 Repairs and alterations.....	2,000.00	2,000.00	1,203.91
13 Special and miscellaneous current expenses.....	500.00	500.00	242.11
Equipment:			
3010 Office machines and devices.....	100.00	100.00	52.40
3017 Office machines and devices.....	200.00	200.00	248.00
3022 Scientific equipment.....	4,000.00	4,000.00	3,104.13
3050 Other equipment.....	1,000.00	1,000.00	2,083.36
3051 Lighting equipment.....	100.00	100.00	776.82
3052 Transportation equipment.....	200.00	200.00	69.22
30 Total equipment.....	5,600.00	5,600.00	6,343.93
32 Structures, buildings, etc.....	250.00	250.00	180.55
Total.....	42,475.00	43,500.00	38,116.85

Estimates of appropriations required for the service of the fiscal year ending June 30, 1927—Continued

General object (title of appropriation), date of acts, references to Statutes at Large, or to Revised Statutes, and estimated amount required for each detailed object				Total amount to be appropriated under each head of appropriation	Amount appropriated for the fiscal year ending June 30, 1926
Miscellaneous Expenses, Bureau of Fisheries—Continued.					
Fisheries industries: For collection and compilation of statistics of the fisheries and the study of their methods and relations, and the methods of preservation and utilization of fishery products, including compensation of temporary employees, travel and preparation of reports, including temporary employees in the District of Columbia not to exceed \$1,800, and all other necessary expenses in connection therewith (<i>acts Mar. 3, 1893, vol. 27, p. 585, sec. 1; Feb. 14, 1903, vol. 32, p. 827, sec. 4; Feb. 27, 1925, vol. 43, p. 1046</i>)				\$25,000.00	\$25,500.00
	Estimated expenditures, 1927 appropriation	Estimated expenditures, 1926 appropriation	Expended and obligated, 1925		
Field service:					
01 Total personal services, field service	15 \$4,950.00	15 \$4,950.00	17 \$5,876.50		
Supplies and materials:					
0200 Stationery and office supplies	100.00	100.00	409.08		
0220 Scientific supplies	3,000.00	3,000.00	2,175.34		
02 Total supplies and materials	3,100.00	3,100.00	2,584.42		
05 Communication service	100.00	100.00	55.55		
06 Travel expense	15,700.00	16,200.00	16,278.73		
07 Transportation of things (service)	200.00	200.00	108.10		
10 Furnishing of heat, light and power	50.00	50.00	13.00		
11 Rents	150.00	150.00	144.00		
30 Furniture, furnishings, and fixtures	750.00	750.00	965.25		
Total	25,000.00	25,500.00	26,025.55		
Sponge fisheries: For protecting the sponge fisheries, including employment of inspectors, watchmen, and temporary assistants, hire of boats, rental of office and storage, care of seized sponges and other property, travel, and all other expenses necessary to carry out the provisions of the act of August 15, 1914, to regulate the sponge fisheries (<i>acts Mar. 3, 1893, vol. 27, p. 585, sec. 1; Feb. 14, 1903, vol. 32, p. 827, sec. 4; Aug. 15, 1914, vol. 33, p. 692, sec. 1; Feb. 27, 1925, vol. 43, p. 1047</i>)				2,500.00	2,500.00
	Estimated expenditures, 1927 appropriation	Estimated expenditures, 1926 appropriation	Expended and obligated, 1925		
Field service:					
01 Total personal services, field service	1 \$2,400.00	1 \$2,400.00	1 \$1,520.00		
Supplies and materials:					
0260 Subsistence supplies			60.72		
0230 Gasoline and oil for vessel			60.30		
02 Total supplies and materials			121.02		
06 Hire of vessel			330.00		
07 Transportation of things (service)	100.00	100.00	1.25		
Total	2,500.00	2,500.00	1,972.27		
Total miscellaneous expenses				593,875.00	580,400.00
Protecting Seal and Salmon Fisheries of Alaska—					
Alaska, general service: For protecting the seal fisheries of Alaska, including the furnishing of food, fuel, clothing, and other necessities of life to the natives of the Pribilof Islands of Alaska; not exceeding \$30,000 for construction, improvement, repair, and alteration of buildings and roads; transportation of supplies to and from the islands, expenses of travel of agents and other employees and subsistence while on said islands, hire and maintenance of vessels, [including \$10,000 to be used in providing a reserve supply of food, clothing, medicines and other necessities on the Pribilof Islands] and for all expenses necessary to carry out the provisions of the act entitled "An act to protect the seal fisheries of Alaska, and for other purposes," approved April 21, 1910, and for the protection of the fisheries of Alaska, including travel, subsistence (or per diem in lieu of subsistence) of employees while on duty in Alaska, hire of boats, employment of temporary labor, and all other necessary expenses connected therewith, [\$310,000] \$345,000, of which \$100,000 shall be immediately available (<i>acts Feb. 14, 1903, vol. 32, p. 827, sec. 4; June 26, 1906, vol. 34, p. 478, secs. 1-16; Apr. 21, 1910, vol. 36, p. 326, secs. 1-10; Feb. 27, 1925, vol. 43, p. 1047</i>)				345,000.00	310,000.00

Estimates of appropriations required for the service of the fiscal year ending June 30, 1927—Continued

General object (title of appropriation), date of acts, references to Statutes at Large, or to Revised Statutes, and estimated amount required for each detailed object				Total amount to be appropriated under each head of appropriation	Amount appropriated for the fiscal year ending June 30, 1926
Protecting Seal and Salmon Fisheries of Alaska—Continued.					
	Estimated expenditures, 1927 appropriation	Estimated expenditures, 1926 appropriation	Expended and obligated, 1925		
Field service:					
Number of employees.....	258	218	207		
01 Total salary and wages, field service.....	\$117,500.00	\$98,000.00	\$90,535.48		
Supplies and materials:					
0200 Stationery and office supplies.....	200.00	200.00	186.71		
0210 Medical and hospital supplies.....	1,600.00	1,600.00	1,661.95		
0220 Scientific and educational supplies.....	900.00	900.00	964.91		
0230 Fuel.....	16,350.00	16,350.00	12,469.45		
0240 Wearing apparel and sewing supplies.....	16,880.00	16,880.00	16,233.11		
0250 Forage and other supplies for animals.....	1,600.00	1,600.00	1,671.20		
0260 Provisions.....	39,600.00	39,600.00	39,600.87		
0270 Powder, etc.....	1,680.00	1,680.00	1,075.93		
0280 Sundry supplies.....	2,800.00	2,800.00	3,223.89		
0290 Materials.....	4,100.00	4,100.00	4,153.72		
02 Total supplies and materials.....	85,710.00	85,710.00	81,241.74		
Communication service:					
0500 Telegraph service.....	400.00	400.00	411.12		
0510 Telephone service.....	220.00	220.00	208.10		
05 Total communication service.....	620.00	620.00	619.22		
06 Travel expenses.....	53,800.00	38,300.00	38,392.69		
07 Transportation of things (service).....	37,000.00	37,000.00	7,072.30		
08 Printing and binding, * * * photographing, etc.....			19.02		
09 Advertising and publication of notices (service).....			12.76		
10 Furnishing of heat, light and power (service).....	140.00	140.00	67.54		
11 Rents.....	6,830.00	6,830.00	5,140.66		
12 Repairs and alterations.....	9,700.00	9,700.00	9,701.97		
13 Special and miscellaneous current expenses.....	1,200.00	1,200.00	1,173.55		
Equipment:					
3010 Furniture, furnishings and fixtures.....	7,300.00	7,300.00	9,707.28		
3020 Educational, scientific and recreational equipment.....	200.00	200.00	218.40		
3050 Other equipment.....	15,000.00	15,000.00	20,498.78		
30 Total equipment.....	22,500.00	22,500.00	30,424.46		
32 Structures, etc. (roads).....	10,000.00	10,000.00			
Total.....	345,000.00	310,000.00	1 264,401.39		
1 Figures for 1925 are combined totals under the regular appropriation of \$217,000 and supplementary appropriation of \$55,000.					
Upper Mississippi River Fish Refuge—					
For construction of buildings and ponds, for equipment, maintenance, operation, repair, and improvements, including expenditures for personal services at the seat of government and elsewhere as may be necessary, as authorized in the act approved June 7, 1924 (<i>acts June 7, 1924, vol. 43, p. 650; Feb. 27, 1925, vol. 43, p. 1047</i>)				\$25,000.00	\$25,000.00
	Estimated expenditures, 1927 appropriation	Estimated expenditures, 1926 appropriation	Expended and obligated, 1925		
Communication service:					
0500 Telegraph service.....	\$50	\$50			
0510 Telephone service.....	50	50			
05 Total communication services.....	100	100			
06 Travel expenses.....	1,500	1,500			
07 Transportation of things (service).....	1,500	1,500			
30 Equipment.....	4,900	4,900			
32 Structures (buildings, ponds, etc.).....	17,000	17,000			
Total.....	25,000	25,000			
Power Vessel for Alaska Fisheries—					
For the purchase or construction of a vessel of sufficient size and power to patrol offshore waters for the enforcement of the laws and regulations for the protection of the fisheries of Alaska (submitted)				40,000.00	
		Estimated expenditures, 1927 appropriation			
3063 Fisheries patrol vessel for offshore Alaska waters, purchase or construction.....		\$40,000			
Total, Bureau of Fisheries.....				1,687,253.00	1,589,140.00

Estimates of appropriations required for the service of the fiscal year ending June 30, 1927—Continued

General object (title of appropriation), date of acts, references to Statutes at Large, or to Revised Statutes, and estimated amount required for each detailed object				Total amount to be appropriated under each head of appropriation	Amount appropriated for the fiscal year ending June 30, 1926
PATENT OFFICE					
Salaries, Patent Office—					
For the Commissioner of Patents and other personal services in the District of Columbia in accordance with the classification act of 1923, [\$2,370,000] \$2,418,500: <i>Provided</i> , That of the amount herein appropriated not to exceed \$25,000 may be used for special and temporary services of typists certified by the Civil Service Commission, who may be employed in such numbers, at \$4 per diem, as may, in the judgment of the Commissioner of Patents, be necessary to keep current the work of furnishing manuscript copies of records (<i>R. S.</i> , p. 74, sec. 440; <i>acts Feb. 18, 1922, vol. 42, p. 889; Mar. 3, 1925, vol. 43, p. 1165</i>)—				\$2, 418, 500. 00	\$2, 370, 000. 00
	Estimated expenditures, 1927 appropriation	Estimated expenditures, 1926 appropriation	Expended and obligated, 1925		
Departmental service:					
Salaries—					
Professional service—					
Grade 6, \$6,000 to \$7,500; average, \$6,750—	<i>Average—</i>	<i>Average—</i>	<i>Average—</i>		
Chief scientist, chief attorney (commissioner).....	No. 1 Salary \$6, 500	No. 1 Salary \$6, 500	No. 1 Salary \$7, 125		
Grade 5, \$5,200 to \$6,000; average, \$5,600—					
Senior scientists, senior attorneys.....	8 5, 425	8 5, 350	8 5, 206		
Grade 4, \$3,800 to \$5,000; average, \$4,400—					
Attorneys-scientists.....	9 4, 150	9 4, 150	9 4, 124		
Attorney, patent examiner.....	1 4, 000	1 4, 000	1 3, 900		
Patent examiners.....	53 3, 989	50 4, 000	50 3, 988		
Librarian.....	1 3, 800	1 3, 800	1 3, 800		
Grade 3, \$3,000 to \$3,600; average, \$3,300—					
Associate patent examiners.....	120 3, 130	120 3, 130	120 3, 083		
Grade 2, \$2,400 to \$3,000; average, \$2,700—					
Assistant patent examiners.....	130 2, 664	130 2, 664	130 2, 606		
Grade 1, \$1,860 to \$2,400; average, \$2,130—					
Junior patent examiners.....	223 2, 042	206 2, 060	206 2, 029		
Clerical, administrative, and fiscal service—					
Grade 9, \$3,000 to \$3,600; average, \$3,300—					
Senior administrative assistants.....	2 3, 100	2 3, 100	2 3, 000		
Grade 8, \$2,700 to \$3,300; average, \$3,000—					
Administrative assistants.....	4 2, 875	4 2, 875	4 2, 803		
Grade 7, \$2,400 to \$3,000; average, \$2,700—					
Junior administrative assistants.....	5 2, 675	5 2, 675	5 2, 640		
Grade 6, \$2,100 to \$2,700; average, \$2,400—					
Principal translator.....	1 2, 700	1 2, 700	1 2, 700		
Principal clerks.....	10 2, 315	10 2, 315	10 2, 311		
Grade 5, \$1,860 to \$2,400; average, \$2,130—					
Senior translator.....	1 2, 300	1 2, 300	1 2, 300		
Senior clerks.....	13 2, 087	13 2, 087	13 2, 087		
Senior clerk-stenographers.....	3 2, 103	3 2, 103	3 2, 103		
Grade 4, \$1,680 to \$2,040; average, \$1,860—					
Clerks.....	78 1, 740	78 1, 740	23 1, 841		
Clerk-stenographers.....	12 1, 810	12 1, 810	12 1, 807		
Grade 3, \$1,500 to \$1,860; average, \$1,680—					
Assistant clerks.....	44 1, 640	44 1, 640	101 1, 618		
Senior stenographers.....	60 1, 585	60 1, 585	59 1, 590		
Assistant clerk-stenographers.....	6 1, 535	6 1, 535	6 1, 532		
Senior operators, office devices.....	3 1, 625	3 1, 625	3 1, 624		
Grade 2, \$1,320 to \$1,680; average, \$1,500—					
Junior clerks.....	75 1, 450	75 1, 450	73 1, 439		
Senior typists.....	35 1, 445	35 1, 445	35 1, 404		
Junior stenographers.....	3 1, 425	3 1, 425	3 1, 424		
Junior clerk-typists.....	12 1, 430	12 1, 430	11 1, 428		
Junior clerk-stenographers.....	2 1, 585	2 1, 585	2 1, 584		
Junior operators, office devices.....	6 1, 395	6 1, 395	6 1, 392		
Grade 1, \$1,140 to \$1,500; average, \$1,320—					
Underclerks.....	113 1, 320	113 1, 320	112 1, 322		
Underoperators, office devices.....	8 1, 305	7 1, 320	6 1, 320		
Custodial service—					
Grade 7, \$1,680 to \$2,040; average, \$1,860—					
Senior mechanic.....	1 1, 680	1 1, 680	1 1, 680		
Grade 6, \$1,500 to \$1,860; average, \$1,680—					
Mechanics.....	4 1, 530	4 1, 530	4 1, 500		
Grade 4, \$1,140 to \$1,500; average, \$1,320—					
Head messengers.....	2 1, 350	2 1, 350	2 1, 350		
Grade 3, \$1,020 to \$1,260; average, \$1,140—					
Messengers.....	83 1, 100	79 1, 100	79 1, 108		
Grade 2, \$900 to \$1,140; average, \$1,020—					
Assistant messengers.....	25 930	25 930	25 928		
Subprofessional service—					
Grade 8, \$2,400 to \$3,000; average, \$2,700—					
Chief engineering draftsman.....	1 2, 800	1 2, 800	1 2, 800		
Grade 6, \$1,860 to \$2,400; average, \$2,130—					
Senior engineering draftsmen.....	9 1, 930	9 1, 930	9 1, 912		
Grade 4, \$1,500 to \$1,860; average, \$1,680—					
Junior library assistants.....	3 1, 560	3 1, 560	3 1, 560		
Grade 3, \$1,320 to \$1,680; average, \$1,500—					
Under library assistant.....	1 1, 500	1 1, 500	1 1, 500		
Total average number of employees.....	1, 171	1, 146	1, 141		
Total salaries, departmental service.....	2, 418, 500	2, 369, 880	2, 335, 770		
The difference between 1927 and 1926 is due to—					
Increase in force.....	\$48, 620				

Estimates of appropriations required for the service of the fiscal year ending June 30, 1927—Continued

General object (title of appropriation), date of acts, references to Statutes at Large, or to Revised Statutes, and estimated amount required for each detailed object				Total amount to be appropriated under each head of appropriation	Amount appropriated for the fiscal year ending June 30, 1926
Additional Employees, Patent Office— Appropriation for 1926 not asked for 1927					\$191, 000. 00
	Estimated expenditures, 1927 appropriation	Estimated expenditures, 1926 appropriation	Expended and obligated, 1925		
Departmental service:					
Salaries—					
Professional—					
Grade 4, \$3,800 to \$5,000; average, \$4,400—	Average— No. Salary	Average— No. Salary	Average— No. Salary		
Patent examiners.....	3 \$3,800	3 \$3,800	3 \$3,800		
Grade 1, \$1,860 to \$2,400; average, \$2,130—					
Junior patent examiners.....	96½ 1,860	78 1,860			
Total average number of employees.....	99½	81			
Total salaries, departmental service.....	190,890	156,480			
Scientific Library, Patent Office— For purchase of law, professional, and other reference books and publications and scientific books, including their exchange, and expense of transporting publications of patents issued by the Patent Office to foreign Governments, and directories (<i>R. S., p. 81, sec. 486; acts Feb. 18, 1922, vol. 42, p. 890, sec. 1; Mar. 3, 1925, vol. 43, p. 1165</i>)				\$8, 000. 00	8, 000. 00
	Estimated expenditures, 1927 appropriation	Estimated expenditures, 1926 appropriation	Expended and obligated, 1925		
3021 Library stock.....	\$6,500.00	\$6,500.00	\$6,483.00		
07 Transportation of things.....	1,500.00	1,500.00	1,447.00		
Total.....	8,000.00	8,000.00	7,930.00		
Photolithographing, Patent Office— For producing copies of weekly issue of drawings of patents and designs; reproduction of copies of drawings and specifications of exhausted patents, designs, trade-marks and other papers, such other papers when reproduced for sale to be sold at not less than cost plus 10 per centum; reproduction of foreign patent drawings; photoprints of pending application drawings, and photostat and photographic supplies and dry mounts, [\$210,000] \$230,000. The headings of the drawings for patented cases may be multigraphed in the Patent Office for the purpose of photolithography (<i>R. S., p. 81, secs. 490-491; acts Jan. 12, 1895, vol. 28, p. 619, sec. 73; Mar. 3, 1925, vol. 43, p. 1165</i>)				230, 000. 00	210, 000. 00
	Estimated expenditures, 1927 appropriation	Estimated expenditures, 1926 appropriation	Expended and obligated, 1925		
0810 Photolithographing.....	\$192,000.00	\$181,500.00	\$163,496.50		
0830 Photographic printing.....	18,000.00	8,500.00	8,089.40		
0204 Photo supplies.....	20,000.00	20,000.00	17,876.00		
Total.....	230,000.00	210,000.00	189,461.90		
Public Use of Inventions and Defending Suits, Patent Office— For investigating the question of public use or sale of inventions for two years or more prior to filing applications for patents and such other questions arising in connection with applications for patents and the prior art as may be deemed necessary by the Commissioner of Patents; and expense attending defense of suits instituted against the Commissioner of Patents (<i>R. S., p. 81, secs. 490-491; acts Jan. 12, 1895, vol. 28, p. 619, sec. 73; Mar. 3, 1925, vol. 43, p. 1165</i>)				800. 00	800. 00
	Estimated expenditures, 1927 appropriation	Estimated expenditures, 1926 appropriation	Expended and obligated, 1925		
0601 Travel expenses.....	\$800.00	\$800.00	\$390.12		

Estimates of appropriations required for the service of the fiscal year ending June 30, 1927—Continued

General object (title of appropriation), date of acts, references to Statutes at Large, or to Revised Statutes, and estimated amount required for each detailed object				Total amount to be appropriated under each head of appropriation	Amount appropriated for the fiscal year ending June 30, 1926
Furniture and Filing Cases, Patent Office— For furniture and filing cases (<i>acts Jan. 24, 1923, vol. 42, p. 1204, sec. 1; Mar. 3, 1925, vol. 43, p. 1165</i>)				\$20,000.00	\$20,000.00
	Estimated expenditures, 1927 appropriation	Estimated expenditures, 1926 appropriation	Expended and obligated, 1925		
3010 Furniture, furnishings, and fixtures	\$20,000.00	\$20,000.00	\$59,437.88		
Search Room, Patent Office— For equipment, stationery, and other supplies and for special services of per diem employees that may be employed in such numbers and at such rates of compensation (not to exceed \$5 per diem) as in the judgment of the Commissioner of Patents may be necessary to check up the classified copies of patents in the public search room and to supply missing copies (submitted)				20,000.00	
	Estimated expenditures, 1927 appropriation	Estimated expenditures, 1926 appropriation	Expended and obligated, 1925		
01 Personal services	\$15,000.00				
02 Supplies and materials	3,000.00				
30 Equipment	2,000.00				
Total	20,000.00				
Storage of Patent Office Models— Appropriation for 1926 not asked for 1927					2,400.00
Total, Patent Office				2,697,300.00	2,802,200.00
BUREAU OF MINES					
General Expenses, Bureau of Mines— Salaries and general expenses: For general expenses, including pay of the director and necessary assistants, clerks, and other employees in the office in the District of Columbia, and in the field, and every other expense requisite for and incident to the general work of the bureau in the District of Columbia, and in the field, to be expended under the direction of the Secretary of [the Interior] Commerce, [\$86,000] \$84,680, of which amount not to exceed [\$77,900] \$76,678 may be expended for personal services in the District of Columbia (<i>acts May 16, 1910, vol. 36, p. 369, secs. 1-6; Feb. 25, 1913, vol. 37, p. 681, sec. 1; Mar. 3, 1925, vol. 43, p. 1173</i>)				84,680.00	86,000.00
	Estimated expenditures, 1927 appropriation	Estimated expenditures, 1926 appropriation	Expended and obligated, 1925		
Departmental service:					
Salaries—					
Professional and scientific service—					
Grade 6, \$6,000 to \$7,000; average, \$6,500—	Average—		Average—		
Chief professional (director)	No.	Salary	No.	Salary	No.
Grade 5, \$5,200 to \$6,000; average, \$5,600—	1	\$6,500	1	\$6,500	1
Senior professional (chief metallurgist)	1	6,000	1	6,000	1
Grade 4, \$3,800 to \$5,000; average, \$4,400—	1	6,000	1	6,000	1
Full professional (mining engineers)	2	4,700	2	4,700	1
Grade 2, \$2,400 to \$3,000; average, \$2,700—	2	4,700	2	4,700	1
Assistant professional (mining engineer)	1	2,500	1	2,500	1
Subprofessional service—					
Grade 6, \$1,860 to \$2,400; average, \$2,100—	1	1,860	1	1,860	2
Senior subprofessional (senior draftsman)	1	1,860	1	1,860	1
Grade 4, \$1,500 to \$1,860; average, \$1,680—	1	1,860	1	1,860	1
Assistant subprofessional (library assistant)	1	1,860	1	1,860	1
Clerical, administrative, and fiscal service—					
Grade 10, \$3,300 to \$3,900; average, \$3,600—	1	3,400	1	3,400	1
Senior administrative (editor)	1	3,400	1	3,400	1
Grade 8, \$2,700 to \$3,300; average, \$3,000—	1	3,000	1	2,900	1
Associate administrative (chief clerk)	1	3,000	1	2,900	1
Grade 7, \$2,400 to \$3,000; average, \$2,700—	1	2,900	1	2,900	1
Assistant administrative (information assistant)	1	2,900	1	2,900	1
Grade 6, \$2,100 to \$2,700; average, \$2,400—	1	2,700	1	2,700	1
Principal assistant (auditor)	3	2,332	3	2,332	4
Principal assistant (principal clerk)	3	2,332	3	2,332	4
Grade 5, \$1,860 to \$2,400; average, \$2,100—	4	2,130	4	2,130	5
Senior clerical (senior clerks)	4	2,130	4	2,130	5
Grade 4, \$1,680 to \$2,040; average, \$1,860—	5	1,824	5	1,824	5
Main clerical (clerks)	5	1,824	5	1,824	5
Grade 3, \$1,500 to \$1,860; average, \$1,680—	4	1,575	4	1,575	5
Assistant clerical (assistant clerks)	4	1,575	4	1,575	5
Grade 2, \$1,320 to \$1,680; average, \$1,500—	4	1,380	4	1,380	6
Junior clerical (junior clerks)	4	1,380	4	1,380	6
Grade 1, \$1,140 to \$1,500; average, \$1,320—	3	1,320	4	1,320	2
Underclerical (underoperatives)	3	1,320	4	1,320	2

Estimates of appropriations required for the service of the fiscal year ending June 30, 1927—Continued

General object (title of appropriation), date of acts, references to Statutes at Large, or to Revised Statutes, and estimated amount required for each detailed object				Total amount to be appropriated under each head of appropriation	Amount appropriated for the fiscal year ending June 30, 1926
General Expenses, Bureau of Mines—Continued.					
	Estimated expenditures, 1927 appropriation	Estimated expenditures, 1926 appropriation	Expended and obligated, 1925		
Departmental service—Continued.					
Salaries—Continued.					
Custodial service—	Average—	Average—	Average—		
Grade 1, \$600 to \$780; average, \$690—	No. Salary	No. Salary	No. Salary		
Junior messengers.....	32½	33½	38½		
Total average number of employees.....	32½	33½	38½		
Total salaries, departmental service.....	\$76,676.00	\$77,896.00	77,701.00		
The difference between 1927 and 1926 is due to decrease in force, \$1,220.					
Supplies and materials:					
0200 Stationery and office supplies.....			98.47		
0280 Sundry supplies.....	200.00	200.00	120.00		
0290 Materials.....			79.84		
02 Total supplies and materials.....	200.00	200.00	298.31		
Communication service:					
0500 Telegraph service.....	4,000.00	4,000.00	3,964.81		
0510 Telephone service.....			3.62		
0520 Other communication service.....			18.93		
05 Total communication service.....	4,000.00	4,000.00	3,987.36		
06 Travel expense.....	3,500.00	2,500.00	2,973.19		
07 Transportation of things.....	304.00	404.00	489.47		
12 Repairs and alterations.....			292.39		
Reserve.....		1,000.00			
Total.....	84,680.00	86,000.00	85,741.72		
Investigating Mine Accidents—					
For investigations as to the causes of mine explosions, methods of mining, especially in relation to the safety of miners, the appliances best adapted to prevent accidents, the possible improvement of conditions under which mining operations are carried on, the use of explosives and electricity, the prevention of accidents, and other inquiries and technologic investigations pertinent to the mining industry, including all equipment, supplies, and expenses of travel and subsistence, [\$400,000] \$396,000, of which amount not to exceed [\$58,000] \$62,000 may be expended for personal services in the District of Columbia (acts May 16, 1910, vol. 36, p. 369, secs. 1-6; Feb. 26, 1913, vol. 37, p. 681, sec. 1; Mar. 3, 1926, vol. 43, p. 1174)				\$396,000.00	\$396,430.00
	Estimated expenditures, 1927 appropriation	Estimated expenditures, 1926 appropriation	Expended and obligated, 1925		
Departmental service:					
Salaries—	Average—	Average—	Average—		
Professional and scientific service—	No. Salary	No. Salary	No. Salary		
Grade 5, \$5,200 to \$6,000; average, \$5,600—	3½	3½	4½		
Senior professional (division chiefs).....					
Grade 4, \$3,800 to \$5,000; average, \$4,400—	1		2½		
Full professional (mining engineers).....					
Grade 3, \$3,000 to \$3,600; average, \$3,300—	1	3,500	1	3,500	
Associate professional (assistant to chief).....			1	2,500	
Grade 2, \$2,400 to \$3,000; average, \$2,700—					
Assistant professional (mining engineer).....					
Subprofessional service—					
Grade 7, \$2,100 to \$2,700; average, \$2,400—			½	2,700	
Principal subprofessional (laboratory mechanic).....					
Grade 6, \$1,860 to \$2,400; average, \$2,100—			½	2,130	
Senior subprofessional (senior draftsman).....					
Clerical, administrative, and fiscal service—					
Grade 9, \$3,000 to \$3,600; average, \$3,300—	1	3,500	1	3,500	
Full administrative (safety engineer).....			1	2,805	
Grade 8, \$2,700 to \$3,300; average, \$3,000—	1	2,900	1	2,805	
Associate administrative (statistician).....					
Grade 6, \$2,100 to \$2,700; average, \$2,400—	1	2,100	1	2,100	
Principal clerical (senior clerk translator).....					
Grade 5, \$1,860 to \$2,400; average, \$2,100—			1	1,920	
Senior clerical.....					
Grade 4, \$1,680 to \$2,040; average, \$1,860—	5	1,836	5	1,739	
Main clerical.....			7	1,739	
Grade 3, \$1,500 to \$1,860; average, \$1,680—	6½	1,643	6½	1,500	
Assistant clerical.....			2½	1,420	
Grade 2, \$1,320 to \$1,680; average, \$1,500—	3	1,420	3	1,420	
Junior clerical.....			½		
Grade 1, \$1,140 to \$1,500; average, \$1,320—	2	1,350	2	1,350	
Underclerical.....					
Custodial service—					
Grade 3, \$900 to \$1,260; average, \$1,080—	1	1,140	1	1,140	
Laborer.....					
Grade 1, \$600 to \$780; average, \$690—			½	780	
Junior messenger.....					
Total average number of employees.....	26	26	22½		
Total salaries, departmental service.....	61,900	57,900	65,745		
The difference between 1927 and 1926 is due to increase in force, \$4,000.					

Estimates of appropriations required for the service of the fiscal year ending June 30, 1927—Continued

General object (title of appropriation), date of acts, references to Statutes at Large, or to Revised Statutes, and estimated amount required for each detailed object

Total amount to be appropriated under each head of appropriation

Amount appropriated for the fiscal year ending June 30, 1926

Investigating Mine Accidents—Continued.

	Estimated expenditures, 1927 appropriation		Estimated expenditures, 1926 appropriation		Expended and obligated, 1925	
	Average—		Average—		Average—	
	No.	Salary	No.	Salary	No.	Salary
Field service:						
Salaries and wages—						
Salary range, \$5,200 to \$6,000; average, \$5,600—						
Chief chemist	1	\$5,200	1	\$5,200	1	\$5,200
Salary range, \$3,800 to \$5,000; average, \$4,400—						
Engineers	3½	4,120	3½	4,120	5½	4,014
Physicist	1	4,200	1	4,200	1	4,200
Chemists	2	4,000	3	4,000	3½	3,975
Salary range, \$3,300 to \$3,900; average, \$3,600—						
Mining engineers	3½	3,550	3½	3,550	2	3,600
Assistant surgeon	1	3,600	1	3,600	4	3,388
Associate explosives chemist	1	3,500	1	3,500	½	3,422
Salary range, \$3,000 to \$3,600; average, \$3,300—						
Assistant chemists	4	3,200	4	3,200	3	3,275
Assistant surgeons	5	3,220	5	3,220		
Mining engineer					4½	3,100
Salary range, \$2,700 to \$3,300; average, \$3,000—						
Electrical engineers	4	3,025	4	3,025		
Chemists	3	2,933	3	2,933	1½	3,000
Physicist	1	3,000	1	3,000	1	3,000
Assistant geologist	1	2,900	1	2,900	1	2,650
Engineers	3	2,900	3	2,900	2	2,950
Assistant superintendent	1	2,800	1	2,800	1	2,800
Salary range, \$2,400 to \$3,000; average, \$2,700—						
Associate coal engineers	1	2,400	1	2,400	2	2,600
Assistant electrical engineers	2	2,400	2	2,400		
Assistant physical chemist	1	2,400	1	2,400		
Assistant chemist	1	2,400	1	2,400	1	2,800
Salary range, \$2,100 to \$2,700; average, \$2,400—						
Mechanical superintendent	½	2,700	½	2,700	½	2,700
Assistant chemist	1	2,400	1	2,400	3	2,375
Assistant explosives chemist	1	2,400	1	2,400	1	2,400
Principal clerks	2	2,400	2	2,400	1½	2,300
Junior pathologist	1	2,100	1	2,100	1	2,100
Junior engineers					2½	2,475
Salary range, \$1,860 to \$2,400; average, \$2,100—						
Junior chemists	2	2,010	2	2,010	4½	1,979
Junior electrical engineers	4	1,895	4	1,895		
Instrument makers	2	2,050	2	2,050	1	2,100
Photographer	1	1,920	1	1,920	1	1,920
Junior engineers	2	2,250	2	2,250	2½	1,970
Technical assistant	1	2,100	1	2,100	1	2,100
Salary range, \$1,680 to \$2,040; average, \$1,860—						
Junior chemists	8	1,860	8	1,860	½	1,800
Junior engineers	1	1,860	1	1,860	2½	1,860
Senior clerks	2	1,830	2	1,830	2	1,830
Instrument maker	1	1,800	1	1,800	1	2,000
Carpenter	1	1,800	1	1,800	1	1,740
Salary range, \$1,500 to \$1,860; average, \$1,680—						
Junior instrument makers	1	1,740	1	1,740	2	1,770
Illustrative draftsman	1	1,740	1	1,740	1	1,740
Assistant clerks	3	1,575	3	1,575	5½	1,540
Laboratory assistants	1	1,500	1	1,500	2	1,740
Carpenters	3	1,640	3	1,640	2	1,650
Machinist					1	1,740
Electrician					1	1,740
Salary range, \$1,320 to \$1,680; average, \$1,500—						
Junior chemists					1½	1,500
Assistant clerks	8	1,448	8	1,448	5½	1,453
Junior photographer	1	1,380	1	1,380		
Computer	1	1,500	1	1,500	1	1,500
Copyist draftsman	1	1,500	1	1,500	1	1,500
Machinist	1	1,500	1	1,500	1	1,680
Salary range, \$1,140 to \$1,500; average, \$1,320—						
Junior engineering aid	1	1,140	1	1,140	1½	1,280
Laboratory aids	4	1,260	4	1,260	2½	1,307
Junior clerks	3½	1,365	3½	1,365	6½	1,356
Chauffeur	1	1,260	1	1,260	1	1,260
Laborers	3	1,307	3	1,307		
Apprentice photographers					1½	1,350
Salary range, \$1,020 to \$1,260; average, \$1,140—						
Junior laboratory aids	2½	1,140	2½	1,140	2	1,140
Typist	1	1,140	1	1,140	½	1,140
Laborers	3	1,140	3	1,140	3½	1,140
Watchman					1	1,080
Salary range, \$780 to \$1,020; average, \$900—						
Film inspector	½	960	½	960	½	960
Messengers	2	960	2	960	2	960
Total average number of employees	113		114		109½	
Total salaries		250,642.00		254,642.00		242,772.00
Per diem laborers, consulting engineers, etc.		14,000.00		14,000.00		7,691.59
Total salaries and wages, field service		264,642.00		268,642.00		250,463.59
The difference between 1927 and 1926 is due to decrease in force, \$4,000.						
01 Total personal services		326,642.00		326,642.00		318,208.59

Estimates of appropriations required for the service of the fiscal year ending June 30, 1927—Continued

General object (title of appropriation), date of acts, references to Statutes at Large, or to Revised Statutes, and estimated amount required for each detailed object	Total amount to be appropriated under each head of appropriation	Amount appropriated for the fiscal year ending June 30, 1926
--	--	--

Investigating Mine Accidents—Continued.

	Estimated expenditures, 1927 appropriation	Estimated expenditures, 1926 appropriation	Expended and obligated, 1925
Supplies and materials:			
0200 Stationery and office supplies.....			\$3,300.83
0210 Medical and hospital supplies.....	\$800.00	\$800.00	705.05
0220 Scientific and educational supplies.....	6,500.00	7,000.00	6,297.89
0230 Fuel.....	300.00	300.00	259.74
0270 Explosives.....			441.87
0280 Sundry supplies.....	8,000.00	8,000.00	7,398.41
0290 Materials.....	3,054.33	2,984.33	2,236.31
02 Total supplies and materials.....	18,654.33	19,084.33	20,640.10
Communication service:			
0500 Telegraph service.....			11.65
0510 Telephone service.....	500.00	500.00	340.07
0520 Other communication service.....			188.92
05 Total communication service.....	500.00	500.00	540.64
06 Travel expense.....	32,503.67	31,503.67	27,891.03
07 Transportation of things.....	2,000.00	2,000.00	2,160.35
Printing and binding:			
0800 Printing and binding.....			36.12
0810 Lithographing, engraving, etc.....			134.89
0820 Stenographic work, typewriting, etc. (job).....			133.69
0830 Photographing.....	600.00	600.00	373.37
08 Total printing and binding.....	600.00	600.00	678.07
10 Furnishing heat, light, and power.....	3,000.00	3,000.00	3,232.49
Rents:			
1100 Rent of buildings and structures.....	500.00	500.00	447.95
1110 Other rents, machines, etc.....	500.00	500.00	519.64
11 Total rents.....	1,000.00	1,000.00	967.59
12 Repairs and alterations.....	200.00	200.00	3,253.31
13 Special and miscellaneous, current expenses.....			48.38
Equipment:			
3000 Passenger-carrying vehicles.....			
3010 Furniture, furnishings, and fixtures.....	1,000.00	1,000.00	1,599.85
3020 Educational, scientific, and recreational equipment.....	8,000.00	7,000.00	7,858.42
3050 Other equipment.....	2,000.00	2,000.00	2,203.18
30 Total equipment.....	11,000.00	10,000.00	11,661.45
Reserve.....		2,000.00	
Total.....	396,000.00	396,430.00	387,282.00

Mining Investigations in Alaska—

For investigations and dissemination of information with a view to improving conditions in the mining, quarrying, and metallurgical industries under the act of March 3, 1915, and to provide for the inspection of mines and the protection of the lives of miners in the Territory of Alaska, including personal services, equipment, supplies, newspapers, and expenses of travel and subsistence, **[\$33,000]** \$10,460: *Provided*, That section 192 of the Revised Statutes shall not apply, during the fiscal year [1926] 1927, to the purchase from this appropriation of newspapers published in Alaska (acts May 16, 1910, vol. 36, p. 369; Feb. 25, 1913, vol. 37, p. 681; Mar. 3, 1925, vol. 43, p. 1174)

\$10,860.00

\$10,710.00

	Estimated expenditures, 1927 appropriation	Estimated expenditures, 1926 appropriation	Expended and obligated, 1925
Field service:			
Salaries and wages—			
Salary range, \$3,800 to \$5,000; average, \$4,400—	Average—	Average—	Average—
Mining engineer.....	No. Salary	No. Salary	No. Salary
Mining engineer.....	1 4,800	1 4,800	1 4,600
Placer mining engineer.....	1 3,800	1 3,800	1 3,800
Salary range, \$3,300 to \$3,900; average, \$3,600—			
Mining engineers.....	1 3,600	1 3,600	1 3,600
Chemists.....	1 3,300	1 3,300	2 3,300
Salary range, \$2,100 to \$2,700; average, \$2,400—			
Coal sampler.....	1 2,100	1 2,100	1 2,100
Foreman miner.....	1 2,100	1 2,100	1 2,100
Mechanic.....			1 2,200
Senior clerk.....			1 2,100
Salary range, \$1,320 to \$1,680; average, \$1,500—			
Junior clerk.....			1 1,500
Total average number of employees.....	3 1/2	3 1/2	8 1/2
01 Total salaries and wages, field service.....	8,450.00	8,450.00	27,600.00

Estimates of appropriations required for the service of the fiscal year ending June 30, 1927—Continued

General object (title of appropriation), date of acts, references to Statutes at Large, or to Revised Statutes, and estimated amount required for each detailed object				Total amount to be appropriated under each head of appropriation	Amount appropriated for the fiscal year ending June 30, 1926
Mining Investigations in Alaska—Continued.					
	Estimated expenditures, 1927 appropriation	Estimated expenditures, 1926 appropriation	Expended and obligated, 1925		
Supplies and materials:					
0210 Medical and hospital supplies.....	\$100.00				
0220 Scientific and educational supplies.....	175.00	\$175.00	\$47.24		
0230 Fuel.....			15.40		
0280 Sundry supplies.....			4.87		
02 Total supplies and materials.....	275.00	175.00	67.51		
05 Communication service.....			.72		
06 Travel expense.....	1,000.00	1,000.00	7,118.12		
07 Transportation of things.....	100.00	100.00	409.74		
12 Repairs and alterations.....			312.90		
13 Special and miscellaneous current expenses.....			86.41		
Equipment:					
3020 Educational, scientific, and recreational equipment.....	250.00	250.00	136.94		
3050 Other equipment.....			82.50		
30 Total equipment.....	250.00	250.00	219.44		
Reserve.....	785.00	785.00			
Total.....	10,860.00	10,660.00	35,814.84		
Operating Mine Rescue Cars and Stations, Bureau of Mines—					
For the investigation and improvement of mine rescue and first-aid methods and appliances and the teaching of mine safety, rescue, and first-aid methods, including the exchange in part payment for, operation, maintenance, and repair of mine rescue trucks, the construction of temporary structures and the repair, maintenance, and operation of mine rescue cars and Government-owned mine rescue stations and appurtenances thereto, and including personal services, traveling expenses and subsistence, equipment, and supplies, including the purchase of cooks' uniforms, goggles, gloves, and such other articles or equipment as may be necessary in the operation of mine rescue cars and stations: <i>Provided</i> , That of this amount not to exceed \$500 may be expended for the purchase and bestowal of trophies in connection with mine rescue and first-aid contests, [\$281,840] \$277,380 , of which not to exceed [\$20,000] \$11,780 may be expended for personal services in the District of Columbia (<i>acts May 16, 1910, vol. 36, p. 369, secs. 1-6; Feb. 25, 1913, vol. 37, p. 681, sec. 1; Mar. 3, 1915, vol. 38, p. 959; Mar. 3, 1925, vol. 43, p. 1174</i>).....				\$277,380.00	\$279,290.00
	Estimated expenditures, 1927 appropriation	Estimated expenditures, 1926 appropriation	Expended and obligated, 1925		
Departmental service:					
Salaries—					
Professional and scientific service—					
Grade 5, \$5,200 to \$6,000; average, \$5,600—	Average—	Average—	Average—		
Senior professional (division chief).....	No. 1 Salary \$5,200	No. 1 Salary \$5,200	No. Salary		
Clerical, administrative, and fiscal service—					
Grade 5, \$1,860 to \$2,400; average, \$2,100—					
Senior clerical.....	1 2,200	1 2,200			
Grade 4, \$1,680 to \$2,040; average, \$1,860—					
Main clerical.....	1 1,740	1 1,740			
Grade 3, \$1,500 to \$1,860; average, \$1,680—					
Assistant clerical (senior stenographer).....	1 1,500	1 1,500			
Custodial service—					
Grade 3, \$900 to \$1,260; average, \$1,080—					
Minor custodial.....	1 1,140	1 1,140			
Total average number of employees.....	5	5			
Total salaries, departmental service.....	11,780	11,780			
Field service:					
Salaries and wages—					
Salary range, \$3,800 to \$5,000; average, \$4,400—					
Engineers.....	4 4,200	4 4,200	3½ 4,050		
Salary range, \$3,300 to \$3,900; average, \$3,600—					
Engineers.....	1½ 3,500	1½ 3,500	1 3,600		
Safety commissioners.....	2 3,450	2 3,450	2 3,450		
Salary range, \$3,000 to \$3,600; average, \$3,300—					
Assistant engineers.....	4 3,040	4 3,040	5½ 3,052		
Salary range, \$2,400 to \$3,000; average, \$2,700—					
Assistant engineers.....	2 2,550	2 2,550	1½ 2,600		
Salary range, \$2,100 to \$2,700; average, \$2,400—					
Principal clerks.....	2 2,250	2 2,250	1½ 2,250		
Salary range, \$1,860 to \$2,400; average, \$2,100—					
Foremen miner.....	22 2,100	22 2,100	20½ 2,100		
Salary range, \$1,500 to \$1,860; average, \$1,680—					
First-aid miners.....	13 1,680	13 1,680	12½ 1,680		
Clerks.....	3 1,620	4 1,620	4 1,640		
Salary range, \$1,320 to \$1,680; average, \$1,500—					
Clerks.....	5½ 1,428	5½ 1,428	4½ 1,475		

Estimates of appropriations required for the service of the fiscal year ending June 30, 1927—Continued

General object (title of appropriation), date of acts, references to Statutes at Large, or to Revised Statutes, and estimated amount required for each detailed object				Total amount to be appropriated under each head of appropriation	Amount appropriated for the fiscal year ending June 30, 1926
Operating Mine Rescue Cars and Stations, Bureau of Mines—Continued.					
	Estimated expenditures, 1927 appropriation	Estimated expenditures, 1926 appropriation	Expended and obligated, 1925		
Field service—Continued.					
Salaries—Continued.					
Salary range, \$1,140 to \$1,500; average, \$1,320—	<i>Average—</i>	<i>Average—</i>	<i>Average—</i>		
Stenographer.....	No. $\frac{1}{2}$ Salary \$1,200	No. $\frac{1}{2}$ Salary \$1,200	No. $\frac{1}{2}$ Salary \$1,200		
Mechanic helper.....	1 1,200	1 1,200	1 1,200		
Salary range, \$900 to \$1,140; average, \$1,020—					
Cooks.....	10 1,028	10 1,028	9 $\frac{1}{2}$ 1,020		
Janitors.....	2 900	2 900	2 900		
Total average number of employees.....	72 $\frac{1}{2}$	73 $\frac{1}{2}$	70 $\frac{1}{2}$		
Total salaries.....	145,344.00	146,964.00	142,000.00		
Per diem laborers, stenographers, etc.....			1,582.87		
Total salaries and wages, field service.....	145,344.00	146,964.00	143,582.87		
01 Total personal services.....	158,744.00	158,744.00	143,582.87		
Supplies and materials:					
0200 Stationery and office supplies.....			1,489.78		
0210 Medical and hospital supplies.....	5,000.00	5,000.00	5,261.27		
0220 Scientific and educational supplies.....	5,500.00	5,500.00	5,583.41		
0230 Fuel.....	3,400.00	3,400.00	3,311.13		
0280 Sundry supplies.....	6,500.00	6,500.00	6,010.52		
0290 Materials.....	1,026.00	1,216.00	500.02		
02 Total supplies and materials.....	21,326.00	21,616.00	22,156.13		
Communication service:					
0500 Telegraph service.....			24.23		
0510 Telephone service.....	700.00	700.00	755.55		
0520 Other communication service.....	300.00	300.00	321.50		
05 Total communication service.....	1,000.00	1,000.00	1,101.28		
06 Travel expense.....	67,830.00	65,830.00	73,188.79		
07 Transportation of things.....	3,000.00	3,000.00	3,291.32		
The difference between 1927 and 1926 is due to decrease in force, \$1,620.					
Printing and binding:					
0820 Stenographic work, typewriting, etc. (job).....			40.50		
0830 Photographing.....	100.00	100.00	65.97		
08 Total printing and binding.....	100.00	100.00	106.47		
Rents:					
1100 Rent of buildings and structures.....	2,000.00	2,000.00	2,886.04		
1110 Other rents, machines, etc.....			5.50		
11 Total rents.....	2,000.00	2,000.00	2,891.54		
12 Repairs and alterations.....	10,000.00	10,000.00	14,657.36		
13 Special and miscellaneous current expenses.....			103.94		
Equipment:					
3010 Furniture, furnishings, and fixtures.....	1,000.00	1,000.00	990.72		
3020 Educational, scientific and recreational equipment.....	5,000.00	2,000.00	2,456.17		
3050 Other equipment.....	9,000.00	9,000.00	9,795.59		
30 Total equipment.....	15,000.00	12,000.00	13,242.48		
3210 Other structures.....			2,159.50		
Reserve.....		5,000.00			
Total.....	277,380.00	279,290.00	276,481.68		
Testing Fuel, Bureau of Mines—					
To conduct inquiries and scientific and technologic investigations concerning the mining, preparation, treatment, and use of mineral fuels, and for investigation of mineral fuels belonging to or for the use of the United States, with a view to their most efficient utilization, to recommend to various departments such changes in selection and use of fuel as may result in greater economy, and, upon request of the Director of the Bureau of the Budget, to investigate the fuel-burning equipment in use by or proposed for any of the departments, establishments, or institutions of the United States in the District of Columbia, [\$155,000] \$154,000 , of which amount not to exceed \$28,000 may be expended for personal services in the District of Columbia (acts May 16, 1910, vol. 36, p. 369, secs. 1-6; Feb. 25, 1913, vol. 37, p. 681, sec. 1; Mar. 3, 1925, vol. 43, p. 1174).....				\$154,000.00	\$153,640.00

Estimates of appropriations required for the service of the fiscal year ending June 30, 1927—Continued

General object (title of appropriation), date of acts, references to Statutes at Large, or to Revised Statutes, and estimated amount required for each detailed object	Estimated expenditures, 1927 appropriation		Estimated expenditures, 1926 appropriation		Expenditures and obligated, 1926	Total amount to be appropriated under each head of appropriation	Amount appropriated for the fiscal year ending June 30, 1926
Testing Fuel, Bureau of Mines—Continued.							
Departmental service:							
Salaries—							
Professional and scientific service—	Average—		Average—		Average—		
Grade 5, \$5,200 to \$6,000; average, \$5,600—	No.	Salary	No.	Salary	No.	Salary	
Senior professional (division chief).....	1	\$5,600	1	\$5,600	1	\$5,565	
Grade 4, \$3,800 to \$5,000; average, \$4,400—							
Full professional (fuel engineer).....	1	3,800	1	3,800			
Grade 3, \$3,000 to \$3,600; average, \$3,300—							
Associate professional (associate engineer).....	1	3,000	1	3,000	1	2,881	
Subprofessional service—							
Grade 8, \$2,400 to \$3,000; average, \$2,700—							
Chief subprofessional (chief mechanical draftsman).....	1	2,500	1	2,500	1	2,500	
Grade 5, \$1,680 to \$2,040; average, \$1,860—							
Main subprofessional (scientific aids).....	3	1,720	2	1,680	2	1,605	
Clerical, administrative, and fiscal service—							
Grade 5, \$1,860 to \$2,400; average, \$2,100—							
Senior clerical.....					1	2,200	
Grade 4, \$1,680 to \$2,040; average, \$1,860—							
Main clerical.....	1	1,680			1	1,680	
Grade 3, \$1,500 to \$1,860; average, \$1,680—							
Assistant clerical.....	2	1,560	2	1,560	2	1,562	
Grade 2, \$1,320 to \$1,680; average, \$1,500—							
Junior clerical.....	2	1,440	2	1,440	1	1,339	
Grade 1, \$1,140 to \$1,500; average, \$1,320—							
Under clerical.....					1	1,270	
Custodial service—							
Grade 3, \$1,020 to \$1,260; average, \$1,140—							
Minor custodial (laborer).....					1	1,080	
Grade 1, \$600 to \$780; average, \$690—							
Junior messenger.....	1	600	1	600			
Total average number of employees.....	13		11		12		
Total salaries, departmental service.....		27,870		24,390		24,927	
The difference between 1927 and 1926 is due to increase in force, \$3,480.							
Field service:							
Salaries and wages—							
Salary range, \$3,800 to \$5,000; average, \$4,400—							
Engineers.....	2	3,900	2	3,900	1	4,200	
Chemists.....	2	3,900	2	3,900	1	3,800	
Salary range, \$3,000 to \$3,600; average, \$3,300—							
Engineer.....					1	3,300	
Chemists.....	2	3,250	2	3,250	1	3,333	
Salary range, \$2,700 to \$3,300; average, \$3,000—							
Chemist.....					2	2,983	
Fuel engineer.....	1	3,000	1	3,000	1	2,700	
Salary range, \$2,400 to \$3,000; average, \$2,700—							
Fuel engineers.....	3	2,667	3	2,667			
Chemists.....	2	2,700	2	2,700			
Salary range, \$2,100 to \$2,700; average, \$2,400—							
Engineers.....	5	2,320	5	2,320	3	2,362	
Chemists.....	2	2,500	2	2,500	1	2,487	
Glass blower.....	1	2,200	1	2,200	1	2,200	
Draftsman.....	1	2,300	1	2,300	1	2,300	
Salary range, \$1,860 to \$2,400; average, \$2,100—							
Chemists.....	8	1,845	8	1,845	2	2,117	
Engineers.....					1	2,200	
Salary range, \$1,680 to \$2,040; average, \$1,860—							
Junior chemists.....					7	1,844	
Librarian.....	1	1,860	1	1,860	1	1,860	
Instrument maker.....	1	1,860	1	1,860	1	1,860	
Clerks.....	1	1,740	1	1,740	3	1,770	
Salary range, \$1,500 to \$1,860; average, \$1,680—							
Laboratory assistants.....	3	1,680	3	1,680	1	1,530	
Clerks.....	5	1,692	5	1,692	4	1,590	
Senior laboratory aids.....	3	1,733	3	1,733			
Salary range, \$1,320 to \$1,680; average, \$1,500—							
Senior laboratory aid.....					1	1,440	
Photographers.....	2	1,320	2	1,320			
Clerks.....	3	1,440	3	1,440	2	1,470	
Mechanics and helpers.....	2	1,380	2	1,380	1	1,500	
Laborers.....	2	1,320	2	1,320			
Salary range, \$1,140 to \$1,500; average, \$1,320—							
Photographer.....					1	1,320	
Junior clerk.....					1	1,280	
Telephone operator.....					1	1,140	
Machinists.....					2	1,380	
Firemen.....					2	1,320	
Laboratory assistants.....					3	1,260	
Photostat operator.....					1	1,140	
Salary range, \$1,020 to \$1,260; average, \$1,140—							
Laboratory aid.....	1	1,200	1	1,200			
Clerks.....	4	1,175	4	1,175	1	1,140	
Salary range, \$600 to \$780; average, \$690—							
Messenger.....	1	720	1	720	1	740	
Total average number of employees.....	58		58		52		
Total salaries.....		117,500.00		117,500.00		101,569.00	
Per diem laborers, consulting engineers, etc.....						2,000.00	
Total salaries and wages, field service.....		117,500.00		117,500.00		103,569.00	
01 Total personal services.....		145,370.00		141,890.00		128,498.00	

Estimates of appropriations required for the service of the fiscal year ending June 30, 1927—Continued

General object (title of appropriation), date of acts, references to Statutes at Large, or to Revised Statutes, and estimated amount required for each detailed object				Total amount to be appropriated under each head of appropriation	Amount appropriated for the fiscal year ending June 30, 1926
Testing Fuel, Bureau of Mines—Continued.					
	Estimated expenditures, 1927 appropriation	Estimated expenditures, 1926 appropriation	Expended and obligated, 1925		
Supplies and materials:					
0200 Stationery and office supplies.....	\$200.00		\$701.33		
0210 Medical and hospital supplies.....			201.32		
0220 Scientific and educational supplies.....	1,500.00	\$1,640.00	2,356.60		
0230 Fuel.....			8.84		
0280 Sundry supplies.....	300.00		1,421.83		
0290 Materials.....			329.56		
02 Total supplies and materials.....	2,000.00	1,640.00	5,519.48		
05 Communication service.....			30.24		
06 Travel expense.....	2,860.00	3,860.00	7,844.40		
07 Transportation of things.....			1,107.95		
Printing and binding:					
0810 Lithographing, engraving, etc.....			78.42		
0830 Photographing.....			28.30		
08 Total printing and binding.....			106.72		
10 Furnishing light, heat, etc.....	250.00	250.00	260.22		
11 Rents.....			42.00		
13 Special and miscellaneous current expenses.....			187.86		
Equipment:					
3010 Furniture, furnishings, and fixtures.....	1,800.00	1,000.00	1,533.44		
3020 Educational, scientific, and recreational equipment.....	2,720.00	3,500.00	5,510.88		
3050 Other equipment.....			457.05		
30 Total equipment.....	3,520.00	4,500.00	7,501.37		
Reserve.....		1,500.00			
Total.....	154,000.00	153,640.00	151,096.24		

Mineral Mining Investigations, Bureau of Mines—

For inquiries and scientific and technologic investigations concerning the mining, preparation, treatment, and utilization of ores and mineral substances, other than fuels, with a view to improving health conditions and increasing safety, efficiency, economic development, and conserving resources through the prevention of waste in the mining, quarrying, metallurgical, and other mineral industries; to inquire into the economic conditions affecting these industries; and including all equipment, supplies, expenses of travel and subsistence: *Provided*, That no part thereof may be used for investigation in behalf of any private party, **[\$117,800]** **\$116,100**, of which amount not to exceed **[\$20,000]** **\$17,000** may be expended for personal services in the District of Columbia (acts May 16, 1910, vol. 36, p. 369, secs. 1-8; Feb. 25, 1913, vol. 37, p. 681, sec. 1; Mar. 3, 1925, vol. 43, p. 1174).....

\$116,100.00

\$116,780.00

	Estimated expenditures, 1927 appropriation	Estimated expenditures, 1926 appropriation	Expended and obligated, 1925
Departmental service:			
Salaries—			
Professional and scientific service—			
Grade 4, \$3,900 to \$5,000; average, \$4,400—	Average—	Average—	Average—
Full professional (engineers).....	No. Salary	No. Salary	No. Salary
Grade 3, \$3,000 to \$3,600; average, \$3,300—	2 \$3,900	2 \$3,900	1 \$4,000
Engineer.....			1 3,008
Clerical, administrative, and fiscal service—			
Grade 10, \$3,300 to \$3,900; average, \$3,600—			1 3,308
Engineer.....			
Grade 4, \$1,680 to \$2,040; average, \$1,860—	2 1,800	2 1,800	1½ 1,770
Main clerical.....			
Grade 3, \$1,500 to \$1,860; average, \$1,680—	1 1,500	1 1,500	2½ 1,481
Assistant clerical (senior stenographer).....			
Grade 2, \$1,320 to \$1,680; average, \$1,500—	1 1,500	1 1,500	1½ 1,320
Junior clerical.....			
Grade 1, \$1,140 to \$1,500; average, \$1,320—	1 1,320	1 1,320	2 1,380
Underclerical.....			
Custodial service—			
Grade 3, \$900 to \$1,260; average, \$1,140—	1 900		½ 1,080
Laborer.....			
Total average number of employees.....	8	7	10½
Total salaries, departmental service.....	16,620	15,720	21,610
The difference between 1927 and 1926 is due to increase in force, \$900.			

Estimates of appropriations required for the service of the fiscal year ending June 30, 1927—Continued

General object (title of appropriation), date of acts, references to Statutes at Large, or to Revised Statutes, and estimated amount required for each detailed object	Total amount to be appropriated under each head of appropriation		Amount appropriated for the fiscal year ending June 30, 1925
<i>Mineral Mining Investigations, Bureau of Mines—Continued.</i>			
	Estimated expenditures, 1927 appropriation	Estimated expenditures, 1926 appropriation	Expended and obligated, 1925
Field service:			
Salaries and wages—	Average—	Average—	Average—
Salary range, \$3,800 to \$5,000; average, \$4,400—	No. Salary	No. Salary	No. Salary
Engineer.....	1½ \$4,000	1½ \$4,000	1½ \$4,000
Metallurgists.....	3½ 4,050	3½ 4,050	2½ 4,250
Salary range, \$3,000 to \$3,600; average, \$3,300—			
Metallurgists.....	1½ 3,250	1½ 3,250	2½ 3,087
Engineers.....	2 3,150	2 3,150	2½ 3,200
Chemist.....	1 3,000	1 3,000	1 3,000
Salary range, \$2,700 to \$3,300; average, \$3,000—			
Engineer.....	1 3,000	1 3,000	1 2,900
Chemists.....	2 2,750	2 2,750	2 2,750
Salary range, \$2,100 to \$2,700; average, \$2,400—			
Assistant metallurgists.....	3 2,200	3 2,200	3½ 2,135
Assistant chemists.....	2 2,250	2 2,250	1½ 2,200
Senior clerk.....	1 2,100	1 2,100	1 2,100
Salary range, \$1,680 to \$2,040; average, \$1,860—			
Junior metallurgists.....	2 1,860	2 1,860	2 1,860
Junior chemists.....	2 1,920	2 1,920	2½ 1,920
Electrical furnace mechanic.....	1 1,860	1 1,860	1½ 2,100
Instrument maker.....	1 1,800	1 1,800	1 1,800
Senior clerk.....			1½ 1,920
Salary range, \$1,320 to \$1,680; average, \$1,500—			
Assistant clerks.....	3½ 1,530	3½ 1,530	2½ 1,491
Laborer.....	1 1,380	1 1,380	1 1,380
Salary range, \$1,140 to \$1,500; average, \$1,320—			
Clerks.....	1½ 1,230	1½ 1,230	1½ 1,230
Janitor.....	1 1,140	1 1,140	1 1,140
Laborer.....			2½ 1,200
Total average number of employees.....	30	30	32½
Total salaries.....	70,978.00	70,978.00	73,176.00
Per diem laborers, consulting engineers, etc.....		560.00	415.28
Total salaries and wages, field service.....	70,978.00	71,538.00	73,591.28
01 Total personal services.....	87,598.00	87,258.00	95,201.28
Supplies and materials:			
0200 Stationery and office supplies.....			843.17
0210 Medical and hospital supplies.....	700.00	500.00	655.46
0220 Scientific and educational supplies.....	2,500.00	2,500.00	2,687.32
0230 Fuel.....	500.00	480.00	206.23
0280 Sundry supplies.....	2,000.00	2,000.00	2,807.61
0290 Materials.....	1,500.00	1,500.00	1,522.28
02 Total supplies and materials.....	7,200.00	6,980.00	8,722.07
Communication service:			
0510 Telephone service.....			221.32
0520 Other communication service.....			17.75
05 Total communication service.....	200.00	200.00	239.07
06 Travel expense.....	6,000.00	6,000.00	5,988.76
07 Transportation of things.....	1,800.00	1,800.00	1,880.13
Printing and binding:			
0800 Printing and binding.....			3.07
0810 Lithographing, engraving, etc.....			2.23
0820 Stenographic work, typewriting, etc. (job).....			12.00
0830 Photographing.....			19.85
08 Total printing and binding.....			37.15
11 Rents.....	450.00	450.00	455.00
12 Repairs and alterations.....		900.00	917.46
13 Special and miscellaneous current expenses.....	1,000.00	1,000.00	
Equipment:			
3000 Passenger-carrying vehicles.....			218.90
3010 Furniture, furnishings, and fixtures.....	2,852.00	3,192.00	6,184.52
3020 Educational, scientific, and recreational equipment.....	9,000.00	4,000.00	22,018.59
30 Total equipment.....	11,852.00	7,192.00	28,422.01
Reserve.....		5,000.00	
Total.....	116,100.00	116,780.00	141,862.93

Estimates of appropriations required for the service of the fiscal year ending June 30, 1927—Continued

General object (title of appropriation), date of acts, references to Statutes at Large, or to Revised Statutes, and estimated amount required for each detailed object	Total amount to be appropriated under each head of appropriation		Amount appropriated for the fiscal year ending June 30, 1926
Oil, Gas, and Oil Shale Investigations [and Leasing], Bureau of Mines— For inquiries and investigations and dissemination of information concerning the mining, preparation, treatment, and utilization of petroleum, [and] natural gas, and oil shale, including economic conditions affecting the industry, with a view to economic development and conserving resources through the prevention of waste; [for enforcement of the provisions of the act of February 25, 1920, relating to the operation of oil, oil shale, and gas leases on the public domain, for enforcement of laws relating to the operation of oil, oil shale, and gas leases on Indian and public lands and naval petroleum reserves;] for the purchase of newspapers relating to the oil, gas, and allied industries: <i>Provided</i> , That section 192 of the Revised Statutes shall not apply to such purchase of newspapers from this appropriation; and for every other expense incident thereto, including supplies, equipment, expenses of travel and subsistence, purchase, exchange as part payment for, maintenance, and operation of motor-propelled passenger-carrying vehicles, [and the construction, maintenance, and repair of necessary camp buildings and appurtenances thereto, \$456,000] \$211,000, of which amount not to exceed [\$56,200] \$26,020 may be expended for personal services in the District of Columbia (acts May 16, 1910, vol 36, p. 369, secs. 1-6; Feb. 25, 1913, vol. 37, p. 681, sec. 1; Mar. 3, 1925, vol. 48, p. 1174)	\$211,000. 00		\$213,330. 00
Departmental service: Salaries— Professional and scientific service— Grade 5, \$5,200 to \$6,000; average, \$5,600— Senior professional (division chief)..... Grade 4, \$3,800 to \$5,000; average, \$4,400— Full professional (petroleum engineer)..... Grade 3, \$3,000 to \$3,600; average, \$3,300— Associate professional (associate chemist)..... Associate professional (law examiner)..... Grade 2, \$2,400 to \$3,000; average, \$2,700— Assistant professional (economist)..... Subprofessional service— Grade 5, \$1,680 to \$2,040; average, \$1,860— Main subprofessional (draftsman)..... Grade 4, \$1,500 to \$1,860; average, \$1,680— Assistant subprofessional (laboratory assistant)..... Clerical, administrative, and fiscal service— Grade 5, \$1,860 to \$2,400; average, \$2,100— Senior clerical..... Grade 4, \$1,680 to \$2,040; average, \$1,860— Main clerical..... Grade 3, \$1,500 to \$1,860; average, \$1,680— Assistant clerical..... Grade 2, \$1,320 to \$1,680; average, \$1,500— Junior clerical..... Grade 1, \$1,140 to \$1,500; average, \$1,320— Underclerical..... Custodial service— Grade 3, \$900 to \$1,260; average, \$1,080— Laborers..... Total average number of employees..... Total salaries, departmental service..... The difference between 1927 and 1926 is due to increase in salary, \$400.	Estimated expenditures, 1927 appropriation Average— No. Salary 1 \$5,200 1 4,200 1 3,000 1 3,000 1 2,400 1 1,740 1 1,680 3 1,600 1 1,320 1 1,140 10 26,020	Estimated expenditures, 1926 appropriation Average— No. Salary 1 \$5,200 1 3,800 1 3,000 1 3,000 1 2,400 1 1,740 1 1,680 3 1,600 3 1,600 1 1,320 1 1,140 10 25,620	Expended and obligated, 1925 Average— No. Salary 1 \$5,200 1 5,000 2 3,000 1 3,000 2 2,950 1 1,745 1 1,740 2 2,100 3 1,762 7 1,547 2 1,440 1 1,380 1 1,114 27 59,925
Field service: Salaries and wages— Salary range, \$3,800 to \$5,000; average, \$4,400— Superintendent..... Petroleum engineers..... Engineers..... Chemist..... Technologist..... Deputy superintendents..... Salary range, \$3,300 to \$3,900; average, \$3,600— Engineers..... Drillers..... Chemist..... Economic analyst..... Salary range, \$3,000 to \$3,600; average, \$3,300— Oil inspector..... Engineers..... Driller..... Chemists..... Technologist..... Salary range, \$2,400 to \$3,000; average, \$2,700— Petroleum engineers..... Assistant chemist..... Oil gauger..... Petroleum accountant..... Salary range, \$2,100 to \$2,700; average, \$2,400— Petroleum chemists..... Illustrative draftsman..... Engineers..... Instrument maker..... Oil gaugers.....	2 4,600 2 4,000 3 3,867 1 4,000 1 3,800 1 4,200 2 3,800 2 3,600 1 3,300 1 3,300 7 3,029 1 3,000 1 3,000 4 2,400 1 2,300 3 2,400 1 2,400	2 4,600 2 4,000 3 3,867 1 4,000 1 3,800 1 4,200 2 3,800 2 3,600 1 3,300 1 3,300 7 3,029 1 3,000 1 3,000 4 2,400 4 2,400 3 2,400 1 2,300 3 2,400 1 2,400 3 2,400	4 4,550 3 4,025 5 3,871 1 4,000 1 3,800 4 4,320 1 3,600 1 3,600 1 3,300 1 3,000 13 3,124 1 3,450 1 3,080 1 3,000 4 2,512 1 2,400 1 2,400 1 2,600 3 2,400 1 2,300 4 2,400 1 2,400 3 2,400

Estimates of appropriations required for the service of the fiscal year ending June 30, 1927—Continued

General object (title of appropriation), date of acts, references to Statutes at Large, or to Revised Statutes, and estimated amount required for each detailed object					Total amount to be appropriated under each head of appropriation	Amount appropriated for the fiscal year ending June 30, 1926
<i>Oil, Gas, and Oil Shale Investigations [and Leasing], Bureau of Mines—Continued.</i>						
	Estimated expenditures, 1927 appropriation		Estimated expenditures, 1926 appropriation		Expended and obligated, 1925	
Field service—Continued.						
Salaries and wages—Continued.						
Salary range, \$1,860 to \$2,400; average, \$2,100—	Average—		Average—		Average—	
	No.	Salary	No.	Salary	No.	Salary
Mechanic.....	1	\$2,300	1	\$2,300	1	\$2,100
Principal clerk.....	1		1		1	2,200
Senior clerk.....	1		1		1	2,100
Oil clerk.....	1	1,860	1	1,860	1	1,860
Engineer.....					1	2,100
Salary range, \$1,680 to \$2,040; average, \$1,860—						
Petroleum engineers.....					1	1,860
Bibliographer.....	1	1,740	1	1,740	1	1,740
Engineer draftsman.....	1	1,800	1	1,800	1	1,800
Clerks.....	3	1,700	3	1,700	10	1,633
Salary range, \$1,320 to \$1,680; average, \$1,500—						
Laborer.....					1	1,440
Oil clerks.....	5	1,476	6	1,476	1	1,540
Janitor.....					3	1,420
Clerks.....					10	1,512
Salary range, \$1,140 to \$1,500; average, \$1,320—						
Laborer.....	1	1,320	1	1,320	1	900
Total average number of employees.....	46		46		90	
Total salaries.....		127,804.00		127,804.00		220,883.00
Per diem laborers, etc.....						11,512.08
Total salaries and wages, field service.....		127,804.00		127,804.00		232,395.08
01 Total personal services.....		153,824.00		153,424.00		292,320.08
Supplies and materials:						
0200 Stationery and office supplies.....						3,863.61
0210 Medical and hospital supplies.....						630.70
0220 Scientific and educational supplies.....		626.00		960.00		6,023.40
0230 Fuel.....		3,000.00		3,000.00		6,151.63
0260 Sundry supplies.....		2,000.00		2,000.00		6,965.41
0290 Materials.....		3,000.00		2,956.00		4,137.37
02 Total supplies and materials.....		8,626.00		8,916.00		27,772.12
Communication service:						
0500 Telegraph service.....						90.94
0510 Telephone service.....		1,000.00		1,000.00		2,907.61
0520 Other communication service.....						72.71
05 Total communication service.....		1,000.00		1,000.00		3,071.16
06 Travel expense.....		27,100.00		26,500.00		38,369.32
07 Transportation of things.....		1,850.00		1,850.00		4,396.83
Printing and binding:						
0800 Printing and binding.....						409.68
0810 Lithographing, engraving, etc.....						939.95
0820 Stenographic work, typewriting, etc. (job).....						3.70
0830 Photographing.....		500.00		500.00		2,164.26
08 Total printing and binding.....		500.00		500.00		3,517.59
10 Furnishing light, heat, etc.....		1,000.00		1,000.00		3,929.09
Rents:						
1100 Rent of buildings and structures.....		2,100.00		2,100.00		7,085.39
1110 Other rents, machines, etc.....						347.60
11 Total rents.....		2,100.00		2,100.00		7,432.99
12 Repairs and alterations.....		3,000.00		3,000.00		16,734.62
13 Special and miscellaneous current expenses.....						4,049.60
Equipment:						
3000 Passenger-carrying vehicles.....		2,000.00		2,000.00		19,853.80
3010 Furniture, furnishings, and fixtures.....		1,000.00		1,000.00		5,802.97
3020 Educational, scientific, and recreational equipment.....		5,000.00		5,000.00		6,241.78
3050 Other equipment.....		4,000.00		4,000.00		12,041.37
30 Total equipment.....		12,000.00		12,000.00		43,939.92
32 Structures.....						6,474.55
Reserve.....				1,000.00		
Total.....		211,000.00		211,290.00		452,007.87

Estimates of appropriations required for the service of the fiscal year ending June 30, 1927—Continued

General object (title of appropriation), date of acts, references to Statutes at Large, or to Revised Statutes, and estimated amount required for each detailed object				Total amount to be appropriated under each head of appropriation	Amount appropriated for the fiscal year ending June 30, 1926
Oil Shale Investigations, Bureau of Mines— For development of oil shale, including [construction of necessary plant; purchase, lease, or condemnation of necessary land for erection of plant;] purchase or mining and transportation of shale, operation, repairs, and alteration of plant, the construction, maintenance, and repair of necessary camp buildings and appurtenances thereto, and the construction, operation, and maintenance of experimental refinery, and for all necessary expenses incident thereto, including clerical and technical assistance, [\$90,000] \$89,000, of which amount not to exceed \$8,000 may be expended for personal services in the District of Columbia [or elsewhere, to be immediately available] (acts May 16, 1910, vol. 36, p. 369, sec. 1-6; Feb. 25, 1913, vol. 37, p. 681, sec. 1; Mar. 3, 1925, vol. 43, p. 1175) -----				\$89,000. 00	\$89,150. 00
	Estimated expenditures, 1927 appropriation	Estimated expenditures, 1926 appropriation	Expended and obligated, 1925		
Departmental service:					
Salaries—					
Professional and scientific service—	<i>Average—</i>	<i>Average—</i>	<i>Average—</i>		
Grade 3, \$3,000 to \$3,600; average, \$3,300—	No. Salary	No. Salary	No. Salary		
Associate professional (scientist).....	1 \$3,000	1 \$3,000		
Subprofessional service—					
Grade 5, \$1,880 to \$2,040; average, \$1,860—					
Main subprofessional (draftsman).....	1 1,800	1 1,800		
Clerical, administrative, and fiscal service—					
Grade 4, \$1,680 to \$2,040; average, \$1,860—					
Main clerical.....	1 1,680	1 1,680		
Grade 3, \$1,500 to \$1,860; average, \$1,680—					
Assistant clerical.....	1 1,500	1 1,500		
Total average number of employees.....	4	4			
Total salaries, departmental service.....	7,980	7,980			
Field service:					
Salaries and wages—					
Salary range, \$3,800 to \$5,000; average, \$4,400—					
Refining engineer.....	1 4,000	1 4,000		
Salary range, \$2,700 to \$3,300; average, \$3,000—					
Chemical engineer.....	1 3,000	1 3,000	★ \$3,000		
Oil shale chemist.....	1 3,000	1 3,000		
Engineer.....	★ 3,000	★ 3,000		
Salary range, \$1,680 to \$2,040; average, \$1,860—					
Senior clerks.....	1★ 1,860	1★ 1,860		
Total average number of employees.....	4½	4½	★		
Total salaries.....	14,170. 00	14,170. 00	500. 00		
Per diem laborers, etc.....		1,500. 00	245. 34		
Total salaries and wages, field service.....	14,170. 00	15,670. 00	745. 34		
01 Total personal services.....	22,150. 00	23,650. 00	745. 34		
02 Supplies and materials.....	10,150. 00	5,000. 00			
06 Travel expenses.....	5,000. 00	4,600. 00	380. 86		
07 Transportation of things.....	700. 00	700. 00	5. 46		
13 Special and miscellaneous current expenses.....	1,000. 00	500. 00			
30 Equipment.....	50,000. 00	50,668. 34	1,900. 00		
Reserve.....		1,000. 00			
Total.....	80,000. 00	86,118. 34	3,031. 66		
Expenses, Mining Experiment Stations, Bureau of Mines—					
For the employment of personal services and all other expenses in connection with the establishment, maintenance, and operation of mining experiment stations, authorized by the act approved March 3, 1915, [\$200,000] \$173,000, of which amount not to exceed [\$15,000] \$10,000 may be expended for personal services in the District of Columbia (acts May 16, 1910, vol. 36, p. 369; Feb. 25, 1913, vol. 37, p. 681; Mar. 3, 1915, vol. 38, p. 959; Mar. 3, 1925, vol. 43, p. 1175) -----				173,000. 00	198,300. 00
	Estimated expenditures, 1927 appropriation	Estimated expenditures, 1926 appropriation	Expended and obligated, 1925		
Departmental service:					
Salaries—					
Professional and scientific service—	<i>Average—</i>	<i>Average—</i>	<i>Average—</i>		
Grade 5, \$5,200 to \$6,000; average, \$5,600—	No. Salary	No. Salary	No. Salary		
Senior professional (division chief).....	★ \$6,000	★ \$6,000		
Clerical, administrative, and fiscal service—					
Grade 6, \$2,100 to \$2,700; average, \$2,400—					
Principal clerical.....	1 2,300	1 2,300		
Grade 5, \$1,860 to \$2,400; average, \$2,100—					
Senior clerical.....	1 2,200	1 2,200		
Grade 4, \$1,680 to \$2,040; average, \$1,860—					
Main clerical.....	1 1,680	1 1,680		
Custodial service—					
Grade 1, \$600 to \$780; average, \$690—					
Junior messenger.....	★ 600	★ 600		
Total average number of employees.....	4½	4½			
Total salaries, departmental service.....	8,630	8,630			

Estimates of appropriations required for the service of the fiscal year ending June 30, 1927—Continued

General object (title of appropriation), date of acts, references to Statutes at Large, or to Revised Statutes, and estimated amount required for each detailed object				Total amount to be appropriated under each head of appropriation		Amount appropriated for the fiscal year ending June 30, 1926	
<i>Expenses, Mining Experiment Stations, Bureau of Mines—Continued.</i>							
		Estimated expenditures, 1927 appropriation	Estimated expenditures, 1926 appropriation	Expended and obligated, 1925			
Field service:							
Salaries and wages—		<i>Average—</i>	<i>Average—</i>	<i>Average—</i>			
Salary range, \$5,200 to \$6,000; average, \$5,600—	No.	Salary	No.	Salary	No.	Salary	
Metallurgist.....	1	\$5,200	1	\$5,200	1	\$5,167	
Salary range, \$3,800 to \$5,000; average, \$4,400—							
Superintendents of station.....	6½	4,175	7½	4,175	6½	4,200	
Metallurgists.....	3½	3,900	3½	3,900	3½	3,800	
Salary range, \$3,300 to \$3,900; average, \$3,600—							
Engineer.....	1	3,600	1	3,600	1	3,000	
Metallurgist.....	1	3,600	1	3,600	1	3,300	
Salary range, \$3,000 to \$3,600; average, \$3,300—							
Ceramic engineer.....			1	3,200	1	3,600	
Coal engineer.....	1	3,000	1	3,000			
Metallurgists.....	4	3,075	4	3,075	4½	3,070	
Microscopist.....	1	3,000	1	3,000	1	3,000	
Chemist.....	1	3,000	1	3,000	1	3,000	
Mineral technologist.....	1	3,000	1	3,000	1	2,900	
Salary range, \$2,400 to \$3,000; average, \$2,700—							
Assistant metallurgist.....	1	2,700	1	2,700	1	2,700	
Assistant chemist.....	1	2,800	1	2,800	1½	2,800	
Assistant engineer.....					1	2,400	
Salary range, \$2,100 to \$2,700; average, \$2,400—							
Junior metallurgists.....	1	2,300	1	2,300	2	2,250	
Fuel engineer.....					1	2,700	
Assistant chemists.....	3	2,267	3	2,267	1	2,400	
Ceramic engineer.....			1	2,100	1	2,400	
Salary range, \$1,860 to \$2,400; average, \$2,100—							
Junior metallurgist.....	1	2,200	1	2,200			
Junior computer.....					1	2,200	
Ceramic engineer.....			2	1,860			
Junior chemists.....	4	1,995	4	1,995	4½	1,952	
Mining engineer.....					1	1,860	
Senior clerks.....	4	2,004	5	2,004	5½	1,990	
Salary range, \$1,500 to \$1,860; average, \$1,680—							
Senior aid.....	1	1,500	1	1,500			
Electrician.....	1	1,680	1	1,680	1	1,740	
Clerks.....	5	1,620	5	1,620	3½	1,560	
Salary range, \$1,320 to \$1,680; average, \$1,500—							
Mechanics.....	3	1,500	3	1,500	2	1,560	
Junior clerks.....	1	1,440	2	1,440	2	1,440	
Laborers.....	2	1,470	2	1,470	3	1,460	
Salary range, \$1,140 to \$1,500; average, \$1,320—							
Laborers.....	2	1,220	3	1,220	3	1,210	
Salary range, \$900 to \$1,140; average, \$1,020—							
Laborer.....	1	900	1	900	1	900	
Salary range, \$780 to \$1,020; average, \$900—							
Senior aids.....					3	780	
Total average number of employees.....	52½		60½		58½		
Total salaries.....		134,758.00		152,619.00		143,786.00	
Per diem laborers, clerks, consulting engineers, etc.....						4,287.75	
Total salaries and wages, field service.....		134,758.00		152,619.00		148,073.75	
The difference between 1927 and 1926 is due to decrease in force, \$17,861.							
01 Total personal services.....		143,388.00		161,249.00		148,073.75	
Supplies and materials:							
0200 Stationery and office supplies.....						2,191.62	
0210 Medical and hospital supplies.....		500.00		1,151.00		1,040.00	
0220 Scientific and educational supplies.....		3,312.00		3,000.00		3,835.97	
0230 Fuel.....		1,800.00		2,000.00		2,396.69	
0280 Sundry supplies.....		5,000.00		5,000.00		4,959.50	
0290 Materials.....		200.00		200.00		2,594.30	
02 Total supplies and materials.....		10,812.00		11,351.00		17,018.08	
Communication service:							
0500 Telegraph service.....						3.80	
0510 Telephone service.....		700.00		800.00		842.25	
0520 Other communication service.....						35.85	
05 Total communication service.....		700.00		800.00		881.90	
Travel expense.....		12,000.00		13,300.00		19,230.55	
07 Transportation of things.....		1,500.00		2,000.00		2,396.01	
Printing and binding:							
0800 Printing and binding.....						53.42	
0810 Lithographing engraving, etc.....						50.68	
0820 Stenographic work, typewriting, etc. (job).....						30.00	
0830 Photographing.....		100.00		100.00		90.05	
08 Total printing and binding.....		100.00		100.00		224.15	
Rents:							
1100 Rent of buildings and structures.....						165.43	
1110 Other rents, machines, etc.....						18.50	
11 Total rents.....						183.93	
Repairs and alterations.....						3,867.22	
13 Special and miscellaneous current expenses.....						90.61	
Equipment:							
3010 Furniture, furnishings, and fixtures.....		500.00		500.00		2,880.76	
3020 Educational, scientific, and recreational equipment.....		3,000.00		3,000.00		13,418.88	
3050 Other equipment.....		1,000.00		1,000.00		5,337.20	
30 Total equipment.....		4,500.00		4,500.00		21,636.84	
Reserve.....				5,000.00			
Total.....		173,000.00		198,300.00		213,603.04	

Estimates of appropriations required for the service of the fiscal year ending June 30, 1927—Continued

General object (title of appropriation), date of acts, references to Statutes at Large, or to Revised Statutes, and estimated amount required for each detailed object				Total amount to be appropriated under each head of appropriation	Amount appropriated for the fiscal year ending June 30, 1926
Care, etc., of Buildings and Grounds, Bureau of Mines, Pittsburgh, Pa.—					
For care and maintenance of buildings and grounds at Pittsburgh, Pennsylvania, including personal services, the purchase, exchange as part payment for, operation, maintenance, and repair of passenger automobiles for official use, and all other expenses requisite for and incident thereto, including not to exceed \$5,000 for additions and improvements (<i>acts May 16, 1910, vol. 36, p. 369, secs. 1-6; Feb. 25, 1913, vol. 37, p. 681, sec. 1; Mar. 4, 1913, vol. 37, p. 888; Mar. 3, 1925, vol. 43, p. 1175</i>)				\$64, 320. 00	\$64, 320. 00
	Estimated expenditures, 1927 appropriation	Estimated expenditures, 1926 appropriation	Expended and obligated, 1925		
Field service:					
Salaries and wages—					
Salary range, \$2,400 to \$3,000; average, \$2,700—	Average—	Average—	Average—		
Mechanical superintendent.....	No. ★ Salary \$2, 700	No. ★ Salary \$2, 700	No. ★ Salary \$2, 700		
Salary range, \$1,680 to \$2,040; average, \$1,860—					
Electrician.....	1 1, 740	1 1, 740	1 1, 680		
Garageman.....	1 1, 740	1 1, 740	1 1, 680		
Plumber.....	1 1, 740	1 1, 740	1 1, 740		
Salary range, \$1,500 to \$1,860; average, \$1,680—					
Labor foreman.....	1 1, 620	1 1, 620	1 1, 620		
Salary range, \$1,140 to \$1,500; average, \$1,320—					
Captain of watch.....	1 1, 260	1 1, 260	1 1, 260		
Oiler.....	1 1, 200	1 1, 200	1 1, 200		
Janitor.....	1 1, 200	1 1, 200	1 1, 147		
Firemen.....	4 1, 260	4 1, 260	4 1, 260		
Laborers.....	1 1, 200	1 1, 200	2 1, 200		
Salary range, \$1,020 to \$1,260; average, \$1,140—					
Driver.....	1 1, 140	1 1, 140	1 1, 140		
Watchmen.....	3 1, 080	3 1, 080	2 1, 080		
Oiler.....	1 1, 140	1 1, 140	1 1, 140		
Mechanic.....	1 1, 020	1 1, 020	1 1, 020		
Laborers.....	5 1, 140	5 1, 140	5 1, 140		
Salary range, \$780 to \$1,020; average, \$900—					
Female laborers.....	8 900	8 900	7 900		
Salary range, \$600 to \$780; average, \$690—					
Messengers.....	2 660	2 660	1 660		
Total average number of employees.....	33 1/2	33 1/2	34 1/2		
Total salaries and wages, field service.....	38, 850. 00	38, 850. 00	40, 452. 00		
Supplies and materials:					
0200 Stationery and office supplies.....			530. 23		
0210 Medical and hospital supplies.....			105. 58		
0220 Scientific and educational supplies.....			357. 08		
1230 Fuel.....	5, 000. 00	5, 000. 00	4, 932. 59		
0280 Sundry supplies.....	3, 000. 00	3, 000. 00	3, 627. 65		
0290 Materials.....	3, 150. 00	3, 070. 00	3, 578. 11		
Total supplies and materials.....	11, 150. 00	11, 750. 00	13, 131. 24		
Communication service:					
0500 Telegraph service.....			80. 75		
0510 Telephone service.....	1, 000. 00	1, 000. 00	1, 425. 33		
0520 Other communication service.....					
Total communication service.....	1, 000. 00	1, 000. 00	1, 506. 08		
06 Travel expense.....			71. 20		
07 Transportation of things.....	220. 00	300. 00	306. 64		
10 Furnishing of light, heat, power, etc.....	2, 500. 00	2, 500. 00	2, 837. 77		
12 Repairs and alterations.....	2, 500. 00	2, 500. 00	2, 617. 01		
13 Special and miscellaneous current expenses.....	600. 00	600. 00	652. 65		
Equipment:					
3000 Passenger-carrying vehicles.....	500. 00	500. 00	1, 550. 00		
3010 Furniture, furnishings, and fixtures.....	2, 000. 00	1, 000. 00	15. 75		
3050 Other equipment.....			226. 96		
Total equipment.....	2, 500. 00	1, 500. 00	1, 792. 71		
32 Structures.....	5, 000. 00	5, 000. 00	2, 760. 65		
Reserve.....		1, 000. 00			
Total.....	64, 320. 00	64, 320. 00	68, 127. 95		

Persons employed during the fiscal year [1926] 1927 in field work outside of the District of Columbia under the Bureau of Mines may be detailed temporarily for service in the District of Columbia for purposes of preparing results of their field work; all persons so detailed shall be paid in addition to their regular compensation only their actual traveling expenses or per diem in lieu of subsistence in going to and returning therefrom: *Provided*, That nothing herein shall prevent the payment to employees of the Bureau of Mines of their necessary expenses, or per diem in lieu of subsistence while on temporary detail in the District of Columbia, for purposes only of consultation or investigations on behalf of the United States. All details made hereunder, and the purposes of each, during the preceding fiscal year shall be reported in the annual estimates of appropriations to Congress at the beginning of each regular session thereof (*act Mar. 3, 1925, vol. 43, p. 1175*).

The Secretary of the Treasury may detail medical officers of the Public Health Service for cooperative health, safety, or sanitation work with the Bureau of Mines, and the compensation and expenses of the officers so detailed may be paid from the applicable appropriations made herein for the Bureau of Mines (*act Mar. 3, 1925, vol. 43, p. 1175*).

Estimates of appropriations required for the service of the fiscal year ending June 30, 1927—Continued

General object (title of appropriation), date of acts, references to Statutes at Large, or to Revised Statutes, and estimated amount required for each detailed object	Total amount to be appropriated under each head of appropriation		Amount appropriated for the fiscal year ending June 30, 1926
Maintenance and Operation of Fuel Yards, District of Columbia, Bureau of Mines—			
Government fuel yards: For the purchase and transportation of fuel; storing and handling of fuel in yards; maintenance and operation of yards and equipment, including motor-propelled passenger-carrying vehicles for inspectors, purchase of equipment, rentals, and all other expenses requisite for and incident thereto, including personal services in the District of Columbia, the unexpended balance of the appropriations heretofore made for these purposes is reappropriated and made available for such purposes for the fiscal year [1926] 1927, and for payment of obligations for such purposes of prior years, and of such sum not exceeding \$500 shall be available to settle claims for damages caused to private property by motor vehicles used in delivering fuel: <i>Provided</i> , That all moneys received from the sales of fuel shall be credited to this appropriation and be available for the purposes of this paragraph (<i>act July 1, 1918, vol. 40, p. 672; Mar. 3, 1925, vol. 43, p. 1175</i>).			
	Estimated expenditures, 1927 appropriation	Estimated expenditures, 1926 appropriation	Expended and obligated, 1925
Departmental service:			
Salaries—			
Professional and scientific service—			
Grade 4, \$3,800 to \$5,000; average, \$4,400—	Average— No. 1 Salary \$4,600	Average— No. 1 Salary \$4,600	Average— No. 1 Salary \$4,600
Engineer	1	1	1
Grade 3, \$3,000 to \$3,600; average, \$3,300—			
Associate attorney			1 3,200
Subprofessional service—			
Grade 6, \$1,860 to \$2,400; average, \$2,100—			
Principal engineering inspector	1 2,300	1 2,300	1 2,300
Clerical, administrative, and fiscal service—			
Grade 7, \$2,400 to \$3,000; average, \$2,700—			
Junior administrative assistant	1 2,700	1 2,700	1 2,746
Grade 5, \$1,860 to \$2,400; average, \$2,100—			
Senior clerks	1 2,100	1 2,100	1 2,180
Grade 4, \$1,680 to \$2,040; average, \$1,960—			
Clerk-stenographer	1 1,920	1 1,920	1 1,920
Clerk	1 1,680	1 1,680	1 1,604
Grade 3, \$1,500 to \$1,860; average, \$1,680—			
Assistant clerk-stenographer	1 1,800	1 1,800	1 1,800
Assistant clerks	6 1,560	6 1,560	5 1,528
Grade 2, \$1,320 to \$1,680; average, \$1,500—			
Junior clerk			1 1,280
Custodial service—			
Grade 9, \$2,100 to \$2,700; average, \$2,400—			
Assistant mechanical superintendents	2 2,300	2 2,300	1 2,300
Grade 8, \$1,860 to \$2,400; average, \$2,100—			
Principal mechanics	2 2,110	2 2,110	1 2,190
Grade 7, \$1,680 to \$2,040; average, \$1,860—			
Senior mechanics	2 1,890	2 1,890	2 1,941
Grade 6, \$1,500 to \$1,860; average, \$1,680—			
Mechanics	5 1,680	5 1,680	5 1,679
Grade 5, \$1,320 to \$1,680; average, \$1,500—			
Junior mechanics	2 1,500	2 1,500	1 1,564
Grade 4, \$1,140 to \$1,500; average, \$1,320—			
Under mechanics	4 1,350	4 1,350	4 1,337
Head messenger		1 1,440	1 1,440
Grade 3, \$1,020 to \$1,260; average, \$1,140—			
Guard-watchmen	3 1,060	3 1,060	2 1,047
Grade 2, \$900 to \$1,140; average, \$1,020—			
Subordinate mechanic	1 1,080	1 1,080	1 1,080
Total number of employees	34	34	34
Total salaries, departmental service	60,120.00	60,840.00	60,745.50
Total wages, labor	52,166.33	52,166.33	52,166.33
01 Total salaries and wages, departmental service	112,286.33	113,006.33	112,911.83
The difference between 1927 and 1926 is due to decrease in force, \$720.			
Supplies and materials:			
0200 Stationery and office supplies	375.69	375.69	375.69
0202 Sundry office supplies	37.34	37.34	37.34
0204 Photographic supplies	17.22	17.22	17.22
0230 Fuel	1,077.25	1,077.25	1,077.25
0282 Mechanics' supplies	2,877.00	2,877.00	2,877.00
0290 Materials	27,161.79	27,161.79	27,161.79
02 Total supplies and materials	31,546.29	31,546.29	31,546.29
Communication service:			
0500 Telegraph service	21.54	21.54	21.54
0510 Telephone service	610.76	610.76	610.76
05 Total communication service	632.30	632.30	632.30
06 Travel expenses	232.56	232.56	232.56
07 Transportation of things	61.06	61.06	61.06
08 Printing and binding	307.38	307.38	307.38
09 Advertising	124.62	124.62	124.62
10 Heat, light, power	5,142.05	5,142.05	5,142.05
11 Rents of buildings	11,101.32	11,101.32	11,101.32
12 Repairs and alterations	176.25	176.25	176.25

66010-25†-27

Estimates of appropriations required for the service of the fiscal year ending June 30, 1927—Continued

General object (title of appropriation), date of acts, references to Statutes at Large, or to Revised Statutes, and estimated amount required for each detailed object	Total amount to be appropriated under each head of appropriation	Amount appropriated for the fiscal year ending June 30, 1926
--	--	--

Maintenance and Operation of Fuel Yards, District of Columbia, Bureau of Mines—Continued.

	Estimated expenditures, 1927 appropriation	Estimated expenditures, 1926 appropriation	Expended and obligated, 1925
Special miscellaneous and current expenses:			
1300 Accidents.....	\$86.82	\$86.82	\$86.82
1310 Unloading.....	2,420.82	2,420.82	2,420.82
13 Total special and miscellaneous current expenses.....	2,507.64	2,507.64	2,507.64
Equipment:			
3000 Passenger-carrying vehicles.....	683.60	683.60	683.60
3050 Other equipment.....	559.19	559.19	559.19
30 Total equipment.....	1,242.79	1,242.79	1,242.79
31 Land.....	245,266.40	245,266.40	245,266.40
Structures and parts, etc.:			
3211 Buildings.....	20,743.00	20,743.00	20,743.00
3200 Improvements to buildings.....	940.00	940.00	940.00
32 Total structures and parts, etc.....	21,683.00	21,683.00	21,683.00
33 Purchases for resale.....	1,345,890.95	1,345,890.95	1,345,890.95
Total.....	1,778,200.94	1,778,920.04	1,778,826.44

During the fiscal year [1926] 1927 the head of any department or independent establishment of the Government having funds available for scientific investigations and requiring cooperative work by the Bureau of Mines on scientific investigations within the scope of the functions of that bureau and which it is unable to perform within the limits of its appropriations may, with the approval of the Secretary of [the Interior,] Commerce, transfer to the Bureau of Mines such sums as may be necessary to carry on such investigations. The Secretary of the Treasury shall transfer on the books of the Treasury Department any sums which may be authorized hereunder, and such amounts shall be placed to the credit of the Bureau of Mines for the performance of work for the department or establishment from which the transfer is made: *Provided*, That any sums transferred by any department or independent establishment of the Government to the Bureau of Mines for cooperative work in connection with this appropriation may be expended in the same manner as sums appropriated herein may be expended (*act Mar. 3, 1925, vol. 43, p. 1176*).

Mineral Resources, Bureau of Mines—

For preparation of the reports of the mineral resources of the United States, including special statistical inquiries as to production, distribution, and consumption of the essential minerals, *including personal services, traveling expenses and subsistence*, \$123,000, of which amount not to exceed \$94,000 may be expended for personal services in the District of Columbia (*acts Mar. 3, 1879, vol. 20, p. 394; Aug. 7, 1882, vol. 22, p. 329; Mar. 3, 1925, vol. 43, p. 1173; Executive Order 4239, dated June 4, 1925*)

\$123,000.00

\$123,000.00

	Estimated expenditures, 1927 appropriation	Estimated expenditures, 1926 appropriation
Departmental service:		
Salaries—		
Professional and scientific service—		
Grade 4, \$3,800 to \$5,000; average, \$4,400—		
Full professional (geologists).....	Average— No. 2 Salary \$4,200	Average— No. 2 Salary \$4,200
Grade 3, \$3,000 to \$3,600; average, \$3,300—		
Associate professional (associate scientist).....	1 3,000	1 3,000
Grade 2, \$2,400 to \$3,000; average, \$2,700—		
Statisticians.....	2 1/2 2,733	2 1/2 2,733
Subprofessional service—		
Grade 6, \$1,860 to \$2,400; average, \$2,100—		
Senior subprofessional (assistant librarian).....	1 2,000	1 2,000
Clerical, administrative, and fiscal service—		
Grade 6, \$2,100 to \$2,700; average, \$2,400—		
Principal clerical.....	1 2,600	1 2,600
Grade 5, \$1,860 to \$2,400; average, \$2,100—		
Senior clerical (statistical clerks).....	13 2,086	13 2,086
Grade 4, \$1,680 to \$2,040; average, \$1,860—		
Main clerical.....	3 1,900	3 1,900
Grade 3, \$1,500 to \$1,860; average, \$1,680—		
Assistant clerical.....	15 1/2 1,680	15 1/2 1,680
Grade 2, \$1,320 to \$1,680; average, \$1,500—		
Junior clerical.....	5 1/2 1,470	5 1/2 1,470
Junior clerical (operatives).....	2 1/2 1,480	2 1/2 1,480
Grade 1, \$1,140 to \$1,500; average, \$1,320—		
Underclerical (operatives).....	1 1/2 1,350	1 1/2 1,350

Estimates of appropriations required for the service of the fiscal year ending June 30, 1927—Continued

General object (title of appropriation), date of acts, references to Statutes at Large, or to Revised Statutes, and estimated amount required for each detailed object				Total amount to be appropriated under each head of appropriation	Amount appropriated for the fiscal year ending June 30, 1926
<i>Mineral Resources, Bureau of Mines—Continued.</i>					
	Estimated expenditures, 1927 appropriation	Estimated expenditures, 1926 appropriation	Expended and obligated, 1925		
Departmental service—Continued.					
Salaries—Continued.					
Custodial service—					
Grade 1, \$600 to \$780; average, \$690—	Average— No. Salary	Average— No. Salary	Average— No. Salary		
Junior messengers.....	2½ \$720	2½ \$720	2½ \$720		
Total average number of employees.....	49½	49½	49½		
Total salaries, departmental service.....		93,400	93,400		
Field service:					
Salaries and wages—					
Salary range, \$3,800 to \$5,000; average, \$4,400—					
Geologists.....	2 3,800	2 3,800	2 3,800		
Statistician.....	1 3,800	1 3,800	1 3,800		
Salary range, \$2,700 to \$3,300; average, \$3,000—					
Economic analyst.....	1 3,100	1 3,100	1 3,100		
Statistician.....	1 3,000	1 3,000	1 3,000		
Salary range, \$1,860 to \$2,400; average, \$2,100—					
Clerks.....	2 2,050	2 2,050	2 2,050		
Salary range, \$1,680 to \$2,040; average, \$1,860—					
Clerks.....	2 1,740	2 1,740	2 1,740		
Salary range, \$1,320 to \$1,680; average, \$1,500—					
Clerk.....	1 1,440	1 1,440	1 1,440		
Total average number of employees.....	10	10	10		
Total salaries and wages, field service.....		26,520	26,520		
01 Total personal services.....		119,920.00	119,920.00		
02 Supplies and materials.....		175.00	175.00		
05 Communication service.....		155.00	155.00		
06 Travel expenses.....		2,500.00	1,695.00		
30 Equipment.....		250.00	250.00		
Reserve.....			805.00		
Total.....		123,000.00	123,000.00		

The purchase of supplies and equipment or the procurement of services for the [Department of the Interior, the bureaus and offices thereof, including Howard University and the Columbia Institution for the Deaf,] *Bureau of Mines*, at the seat of government, as well as [those located] in the field outside of the District of Columbia, may be made in open market without compliance with section[s] 3709 [and 3744] of the Revised Statutes of the United States, in the manner common among business men, when the aggregate amount of the purchase or the service does not exceed \$100 in any instance (*act Mar. 3, 1925, vol. 43, p. 1143*).

For the purchase or exchange of professional and scientific books, law books, and books to complete broken sets, periodicals, directories, and other books of reference relating to the business of the [department by the several offices and bureaus of the Interior Department herein named, to be available for a common library for the joint use of the several offices and bureaus named,] *Bureau of Mines*, there is hereby made available from any appropriations made for such bureau [or office] not to exceed [the following respective sums: Office of the Secretary, \$600; Indian Service, \$200; Bureau of Education, \$1,250; Bureau of Reclamation, \$1,500; Geological Survey, \$2,000; Bureau of Mines, \$3,500; National Park Service, \$500; General Land Office, \$500] \$3,500 (*act Mar. 3, 1925, vol. 43, p. 1143*).

Helium Production and Investigations—

For helium production and investigations, in accordance with the act approved March 3, 1925 (43 Stat., 1110), including supplies and equipment, stationery, furniture, expenses of travel and subsistence, maintenance and operation of motor-propelled passenger-carrying vehicles, and all other necessary expenses, and including not to exceed \$84,000 for personal services in the District of Columbia, \$830,000, of which amount \$650,000 shall be available for the purchase, lease, or construction of plants, pipe lines, compressor stations, camp buildings, and other facilities, for production, transportation, storage, and purification of helium and helium-bearing gas, and \$80,000 shall be available for investigations of resources of helium-bearing gas and of processes and methods of producing, storing, purifying, and utilizing helium and helium-bearing gas, and the remainder, \$100,000, together with all moneys received from the sale or leasing of helium, shall constitute a helium-production account and remain available for operation and maintenance of plants, pipe lines, compressor stations, camp buildings, and other facilities, for the production, transportation, storage, and purification of helium and helium-bearing gas (*acts Mar. 3, 1925, vol. 43, p. 1110; Mar. 3, 1925, vol. 43, p. 1331*) (submitted)

\$830,000.00

Estimates of appropriations required for the service of the fiscal year ending June 30, 1927—Continued

General object (title of appropriation), date of acts, references to Statutes at Large, or to Revised Statutes, and estimated amount required for each detailed object		Total amount to be appropriated under each head of appropriation	Amount appropriated for the fiscal year ending June 30, 1926
<i>Helium Production and Investigations—Continued.</i>			
Departmental service:	Estimated expenditures, 1927 appropriation		
Salaries—			
Professional and scientific service—	Average—		
Grade 5, \$5,200 to \$6,000; average, \$5,600—	No. Salary		
Senior professional (division chief).....	1 \$5,200		
Grade 4, \$3,800 to \$5,000; average, \$4,400—			
Full professional (physicist).....	1 4,600		
Full professional (chemist).....	1 4,400		
Full professional (chemists and engineers).....	5 3,800		
Grade 3, \$3,000 to \$3,600; average, \$3,300—			
Associate professional (chemists).....	2 3,050		
Grade 2, \$2,400 to \$3,000; average, \$2,700—			
Assistant professional (chemists).....	5 2,640		
Subprofessional service—			
Grade 7, \$2,100 to \$2,700; average, \$2,400—			
Principal subprofessional (laboratory mechanics).....	3 2,400		
Principal subprofessional (draftsmen).....	2 2,250		
Grade 6, \$1,860 to \$2,400; average, \$2,100—			
Senior subprofessional.....	2 1,860		
Grade 5, \$1,680 to \$2,040; average, \$1,860—			
Main subprofessional.....	1 1,680		
Clerical, administrative, and fiscal service—			
Grade 11, \$3,800 to \$5,000; average, \$4,400—			
Administrative officer (accountant).....	1 4,000		
Grade 5, \$1,860 to \$2,400; average, \$2,100—			
Senior clerical.....	1 2,200		
Grade 4, \$1,680 to \$2,040; average, \$1,860—			
Main clerical.....	1 1,800		
Grade 2, \$1,320 to \$1,680; average, \$1,500—			
Junior clerical (clerks).....	6 1,440		
Grade 1, \$1,140 to \$1,500; average, \$1,320—			
Underclerical.....	1 1,140		
Total average number of employees.....	33		
Total salaries, departmental service.....		83,080	
Field service:			
Salaries and wages—			
Salary range, \$5,200 to \$6,000; average, \$5,600—			
Senior engineer.....	1 5,200		
Salary range, \$3,800 to \$5,000; average, \$4,400—			
Engineers.....	2 3,850		
Mechanical engineer.....	1 3,800		
Salary range, \$3,000 to \$3,600; average, \$3,300—			
Associate engineers.....	2 3,000		
Salary range, \$2,400 to \$3,000; average, \$2,700—			
Office manager.....	1 2,800		
Engineers.....	2 2,400		
Salary range, \$1,860 to \$2,400; average, \$2,100—			
Mechanical draftsmen, mechanics, engineers.....	3 2,100		
Clerks.....	2 1,980		
Mechanics.....	2 1,860		
Salary range, \$1,500 to \$1,860; average, \$1,680—			
Clerk.....	1 1,680		
Stenographer.....	1 1,560		
Salary range, \$1,320 to \$1,680; average, \$1,500—			
Mechanics.....	3 1,400		
Stenographer.....	1 1,440		
Salary range, \$1,140 to \$1,500; average, \$1,320—			
Mechanics.....	4 1,200		
Total average number of employees.....	26		
Total.....		57,960	
Plant operating staff, per diem.....		175,972	
Consulting engineers, \$10 to \$8 per diem.....		2,100	
Total salaries, field service.....		236,032	
01 Total personal services.....		319,112	
02 Supplies and materials.....		137,078	
05 Communication service.....		400	
06 Travel expense.....		16,000	
07 Transportation of things.....		4,460	
10 Furnishing of heat, light, power, etc.....		218,950	
12 Repairs and alterations.....		10,000	
30 Equipment.....		5,000	
32 Structures and parts, and nonstructural improvements to land.....		619,000	
Total.....		1,330,000	
Estimated transfers of funds from Army and Navy Departments in payment for helium.....		500,000	
Total.....		830,000	
Total, Bureau of Mines.....		\$2,529,340. 00	\$1,730,950. 00
Total, Department of Commerce.....		30,402,847. 00	28,542,129. 00

ESTIMATES OF APPROPRIATIONS REQUIRED FOR THE SERVICE OF THE FISCAL YEAR ENDING JUNE 30, 1927

General object (title of appropriation), date of acts, references to Statutes at Large, or to Revised Statutes, and estimated amount required for each detailed object	Total amount to be appropriated under each head of appropriation	Amount appropriated for the fiscal year ending June 30, 1926
--	--	--

CHAPTER V.—DEPARTMENT OF THE INTERIOR

OFFICE OF THE SECRETARY

Salaries, Office of Secretary of the Interior—

Secretary of the Interior, **\$12,000**; First Assistant Secretary, Assistant Secretary, and other personal services in the District of Columbia, in accordance with "The Classification Act of 1923," **\$302,835** **\$318,000**; in all **\$314,835** **\$333,000**: *Provided*, That in expending appropriations or portions of appropriations, contained in this act, for the payment for personal services in the District of Columbia in accordance with the classification act of 1923, the average of the salaries of the total number of persons under any grade in any bureau, office, or other appropriation unit shall not at any time exceed the average of the compensation rates specified for the grade by such act, and in grades in which only one position is allocated the salary of such position shall not exceed the average of the compensation rates for the grade: *Provided*, That this restriction shall not apply (1) to grades 1, 2, 3, and 4 of the clerical-mechanical service, or (2) to require the reduction in salary of any person whose compensation was fixed, as of July 1, 1924, in accordance with the rules of section 6 of such act, (3) to require the reduction in salary of any person who is transferred from one position to another position in the same or different grade in the same or a different bureau, office, or other appropriation unit, or (4) to prevent the payment of a salary under any grade at a rate higher than the maximum rate of the grade when such higher rate is permitted by the classification act of 1923, and is specifically authorized by other law (acts Mar. 3, 1925, vol. 43, p. 1141; Mar. 4, 1925, vol. 43, p. 1301).

One clerk of grade 1, clerical, administrative, and fiscal service, who shall be designated by the President, to sign land patents (same acts).

\$333,000.00

\$314,835.00

NOTE.—This paragraph transferred to General Land Office.

The chief clerk of the Department of the Interior shall be the chief executive officer of the department and may be designated by the Secretary to sign official papers and documents, including the authorization of expenditures from the contingent and other appropriations for the department, its bureaus and offices, section 3683 of the Revised Statutes to the contrary notwithstanding (same acts).

	Estimated expenditures, 1927 appropriation	Estimated expenditures, 1926 appropriation	Expended and obligated, 1925
Departmental service:			
Salaries—			
Clerical, administrative, and fiscal service—			
Grade 14, \$7,500 and over—			
Secretary	Average— No. 1 Salary \$15,000	Average— No. 1 Salary \$15,000	Average— No. 1 Salary \$12,000
Special executive officer (First Assistant Secretary)	1 7,500	1 7,500	1 7,500
Special executive officer (Assistant Secretary)	1 7,500	1 7,500	1 7,500
Grade 12, \$5,200 to \$6,000; average, \$5,600—			
Senior administrative officer (administrative assistant)	1 5,600	1 5,600	1 6,000
Grade 11, \$3,800 to \$5,000; average, \$4,400—			
Administrative officer (chief clerk)	1 4,200	1 4,200	1 4,017
Administrative officer (supervisor of classification)	1 4,000	1 4,000	1 4,000
Assistant chief investigator (chief inspector)	1 4,600	1 4,600	1 4,600
Assistant chief investigators (inspectors)	3 3,800	2 3,800	1 3,800
Grade 10, \$3,300 to \$3,900; average, \$3,600—			
Junior administrative officers (executive assistants)	2 3,700	2 3,700	1 3,577
Junior administrative officer (chief, miscellaneous section)			1 3,300
Junior administrative officer (chief disbursing clerk)	1 2,600	1 2,600	1 2,513
Junior administrative officer (chief of division)	1 3,400	1 3,400	1 3,313
Grade 8, \$2,700 to \$3,300; average, \$3,000—			
Administrative assistants (chiefs of division)	2 2,900	2 2,900	2 2,775
Administrative assistant (deputy disbursing clerk)	1 2,800	1 2,800	1 2,713
Administrative assistant (private secretary)	1 2,800	1 2,800	1 2,713
Assistant traffic manager (traffic manager)	1 3,100	1 3,100	

\$1,000 additional is paid from salaries, Architect of the Capitol.

Estimates of appropriations required for the service of the fiscal year ending June 30, 1927—Continued

General object (title of appropriation), date of acts, references to Statutes at Large, or to Revised Statutes, and estimated amount required for each detailed object				Total amount to be appropriated under each head of appropriation	Amount appropriated for the fiscal year ending June 30, 1926
<i>Salaries, Office of Secretary of the Interior—Continued.</i>					
Departmental service—Continued.					
Salaries—Continued.					
Clerical, administrative, and fiscal service—Contd.					
Grade 7, \$2,400 to \$3,000; average, \$2,700—					
Assistant investigator (inspector).....	No.	Average—Salary	No.	Average—Salary	No. Salary
Junior administrative assistant (assistant chief of division).....	1	\$2,600	1	\$2,600	1 2,475
Junior administrative assistant (private secretary).....	1	2,400	1	2,400	1 2,400
Junior administrative assistants (clerks).....	2	2,450	1½	2,450	1½ 2,414
Senior transportation rate and traffic auditor.....	1	2,500	1	2,500	
Grade 6, \$2,100 to \$2,700; average, \$2,400—					
Principal clerks.....	3	2,300	3	2,300	3½ 2,188
Principal clerk-stenographers.....	2	2,400	2	2,400	2 2,275
Transportation rate and traffic auditor.....	1	2,200	1	2,200	
Grade 5, \$1,800 to \$2,400; average, \$2,111.43—					
Senior clerks.....	8	2,063	8	2,070	8½ 1,996
Senior clerk-stenographers.....	3	1,927	3	1,927	1 2,000
Grade 4, \$1,680 to \$2,040; average, \$1,860—					
Clerks.....	23	1,880	24	1,872	23½ 1,857
Clerk-stenographer.....	1	1,740	1	1,740	1½ 1,823
Transportation rate and traffic clerks.....	2	1,740	2	1,740	
Grade 3, \$1,500 to \$1,860; average, \$1,680—					
Assistant clerks.....	21	1,671	20	1,680	18½ 1,659
Assistant clerk-stenographers.....	2	1,620	1	1,500	½ 1,729
Senior operators, office devices.....	3	1,600	2	1,560	½ 1,560
Head typist.....	1	1,500	1	1,500	
Grade 2, \$1,320 to \$1,680; average, \$1,500—					
Junior clerks.....	9	1,427	9	1,427	10½ 1,431
Senior typists.....	2	1,440	1	1,380	½ 1,380
Junior clerk-stenographer.....	1	1,320	2	1,410	1½ 1,461
Junior operators, office devices.....	9	1,440	4	1,410	2 1,406
Grade 1, \$1,140 to \$1,500; average, \$1,320—					
Underclerks.....	6	1,290	7	1,311	8½ 1,266
Under operators, office devices.....	11	1,233	8	1,170	3½ 1,146
Professional and scientific service—					
Grade 2, \$2,400 to \$3,000; average, \$2,700—					
Assistant medical officer (medical officer).....	1	2,800	1	2,800	1 2,813
Subprofessional service—					
Grade 2, \$1,140 to \$1,500; average, \$1,320—					
Hospital attendant (matron).....	1	1,200	1	1,200	1 1,148
Custodial service—					
Grade 7, \$1,680 to \$2,040; average, \$1,860—					
Senior mechanics.....	2	1,800	2	1,800	1½ 1,714
Grade 6, \$1,500 to \$1,860; average, \$1,680—					
Mechanic.....	1	1,560	1	1,560	1½ 1,615
Grade 4, \$1,140 to \$1,500; average, \$1,320—					
Head messengers.....	2	1,380	2	1,380	2½ 1,326
Undermechanics.....	4	1,290	4	1,250	3½ 1,237
Grade 3, \$1,020 to \$1,260; average, \$1,140—					
Messengers.....	13	1,122	14	1,123	12½ 1,083
Senior laborers.....	8	1,103	8	1,103	7½ 1,047
Minor mechanics.....	9	1,147	10	1,134	10½ 1,090
Grade 2, \$900 to \$1,140; average, \$1,020—					
Assistant messenger.....	1	900	1	900	1½ 906
Junior laborer.....	1	960	1	960	½ 640
Grade 1, \$600 to \$780; average, \$690—					
Junior messenger.....					
Total average number of employees.....	175		166½		148½
Total salaries, departmental service.....		333,000.00		314,835.00	277,801.73
The difference between 1927 and 1926 is due to increase in force, \$15,165.					

Contingent Expenses, Department of the Interior—

For contingent expenses of the office of the Secretary and the bureaus and offices [and buildings] of the department; furniture, carpets, ice, lumber, hardware, dry goods, advertising, telegraphing, telephone service, street car fares for use of messengers not exceeding [\$250] \$150; and expressage, diagrams, awnings, filing and labor-saving devices, constructing model and other cases and furniture, postage stamps to prepay postage on matter addressed to Postal Union countries and for special-delivery and air-mail stamps for use in the United States; traveling expenses, fuel and light, typewriting and labor-saving machines; examination of estimates for appropriations in the field for any bureau, office, or service of the department; not exceeding \$500 shall be available for the payment of damages caused to private property by department motor vehicles [exclusive of those operated by the Government fuel yards]; purchase and exchange of motor trucks, motor cycles, and bicycles; maintenance, repair, and operation of motor-propelled passenger-carrying vehicles and motor trucks, motor cycles, and bicycles to be used only for official purposes; rent of department garage; expense of taking testimony and preparing the same in connection with disbarment proceedings instituted against persons charged with improper practices before the department, its bureaus and offices; not exceeding [\$450] \$500 for [the purchase of] newspapers, for

Estimates of appropriations required for the service of the fiscal year ending June 30, 1927—Continued

General object (title of appropriation), date of acts, references to Statutes at Large, or to Revised Statutes, and estimated amount required for each detailed object	Total amount to be appropriated under each head of appropriation	Amount appropriated for the fiscal year ending June 30, 1926
<p><i>Contingent Expenses, Department of the Interior—Continued.</i></p> <p>which payment may be made in advance, [notwithstanding the provisions of section 192 of the Revised Statutes of the United States]; stationery, including tags, labels, index cards, cloth-lined wrappers, and specimen bags, printed in the course of manufacture, and such printed envelopes as are not supplied under contracts made by the Postmaster General, for the department and its several bureaus and offices, and other absolutely necessary expenses not hereinbefore provided for, \$107,000; and in addition thereto, sums amounting to [\$90,000] \$79,100 shall be deducted from other appropriations made for the fiscal year [1926] 1927, as follows: Surveying public lands, \$3,500; protecting public lands and timber, \$2,000; contingent expenses local land offices, \$3,500; Geological Survey, [\$2,000] \$5,500; [Bureau of Mines, \$17,000]; Indian Service, [\$35,000] \$33,000; Freedmen's Hospital, [\$500] \$600; Saint Elizabeths Hospital, [\$3,500] \$3,000; National Park Service, \$5,000; Bureau of Reclamation, \$18,000: <i>Provided</i>, That any unexpended portion of this amount shall revert and be credited to the reclamation fund; and said sums so deducted shall be credited to and constitute, together with the first-named sum of \$107,000, the total appropriation for contingent expenses for the department and its several bureaus and offices for the fiscal year [1926] 1927 (act Mar. 3, 1925, vol. 43, p. 1142).</p>	\$107,000.00	\$111,700.00

NOTE.—This estimate is submitted in lieu of the two separate appropriations for contingent expenses and for stationery for the department, as provided in the annual appropriation act for 1926.

	Estimated expenditures, 1927 appropriation	Estimated expenditures, 1926 appropriation	Expended and obligated, 1925
Supplies and materials:			
0201 Stationery, including paper, envelopes, index cards and folders, blotting paper, binders' board, mailing supplies, and carbon paper.....	\$80,000.00	\$81,500.00	\$82,678.63
0202 Sundry office supplies, including pens, pencils, eradicators, ink, binders, rubber stamps, paste, sheeting for mounting maps.....	40,000.00	40,500.00	41,666.08
0203 Drafting and artists' supplies, including blue print paper, drawing and tracing cloth, ink, compasses, etc.....	9,100.00	8,940.00	9,669.60
0204 Photostat supplies and photographic supplies.....	5,200.00	5,200.00	6,470.67
0205 Cleaning and toilet supplies.....	1,000.00	1,000.00	1,439.02
0210 Medical and laboratory supplies.....	200.00	200.00	189.71
0222 Newspapers (including press clippings).....	450.00	450.00	353.55
0235 Special and miscellaneous fuel.....	400.00	400.00	400.00
0236 Gasoline and oil for operation of motor vehicles.....	1,500.00	1,500.00	1,432.31
0282 Mechanics', engineers', and electricians' supplies.....	1,000.00	1,000.00	1,230.44
0284 Miscellaneous supplies (not otherwise classified).....	1,500.00	1,500.00	2,366.79
0294 Lumber and wood products.....	1,500.00	1,500.00	1,752.60
0296 Paints and painters' materials.....	200.00	200.00	252.60
02 Total supplies and materials.....	142,050.00	143,890.00	149,900.00
Communication service:			
0500 Telegraph service.....	980.00	980.00	988.70
0510 Telephone service.....	9,000.00	9,000.00	16,248.57
0521 Postal service.....	500.00	500.00	582.60
05 Total communication service.....	10,480.00	10,480.00	17,819.87
Travel expenses:			
0613 Transportation.....	4,750.00	4,750.00	4,716.70
0616 Subsistence.....	2,850.00	2,850.00	2,845.26
06 Total travel expenses.....	7,600.00	7,600.00	7,561.96
07 Transportation of things (service).....	300.00	300.00	319.48
09 Advertising and publication of notices (service).....			6.30
10 Electricity.....	120.00	120.00	116.37
11 Rents.....	1,800.00		
Repairs and alterations:			
1280 Machinery and equipment.....	100.00	100.00	110.64
1281 Motor vehicles, bicycles, etc.....	1,500.00	1,500.00	1,164.45
1282 Office machines, furniture, and fixtures.....	3,000.00	3,000.00	3,495.70
12 Total repairs and alterations.....	4,600.00	4,600.00	4,770.79
13 Total special and miscellaneous expenses (laundry and towel service).....	1,000.00	1,000.00	1,450.84

Estimates of appropriations required for the service of the fiscal year ending June 30, 1927—Continued

General object (title of appropriation), date of acts, references to Statutes at Large, or to Revised Statutes, and estimated amount required for each detailed object				Total amount to be appropriated under each head of appropriation	Amount appropriated for the fiscal year ending June 30, 1926
<i>Contingent Expenses, Department of the Interior—Continued.</i>					
	Estimated expenditures, 1927 appropriation	Estimated expenditures, 1926 appropriation	Expended and obligated, 1925		
Equipment:					
3010 Furniture, furnishings, filing cases, and fixtures.....	\$11,850.00	\$12,500.00	\$14,099.16		
3017 Office machines and devices.....	5,000.00	5,850.00	6,059.31		
3021 Library stock.....	600.00	600.00	590.95		
3022 Surgical, laboratory, and photographic equipment.....	200.00	200.00	293.55		
3063 Bicycles, hand trucks, valises, and other transportation equipment.....	500.00	500.00	1,335.00		
30 Total equipment.....	18,150.00	19,650.00	22,377.97		
Total.....	186,100.00	187,640.00	204,323.58		
Amounts transferred to Department of Commerce.....		51,360.00	5,783.75		
Less amounts expended from other appropriations..	186,100.00	239,000.00	210,107.33		
Total.....	79,100.00	127,300.00	66,083.75		
Total.....	107,000.00	111,700.00	144,023.58		
<p>For the purchase or exchange of professional and scientific books, law books, and books to complete broken sets, periodicals, directories, and other books of reference relating to the business of the department by the several offices and bureaus of the Interior Department herein named [to be available for a common library for the joint use of the several offices and bureaus named], there is hereby made available from any appropriations made for such bureau or office not to exceed the following respective sums: Office of the Secretary, \$600; Indian Service, \$200; Bureau of Education, \$1,250; Bureau of Reclamation, \$1,500; Geological Survey, \$2,000; [Bureau of Mines, \$3,500]; National Park Service, \$500; General Land Office, \$500 (<i>act Mar. 3, 1925, vol. 43, pp. 1142-1143</i>).</p> <p>The purchase of supplies and equipment or the procurement of services for the Department of the Interior, the bureaus and offices thereof, [including] Howard University and the Columbia Institution for the Deaf, at the seat of government, as well as those located in the field outside the District of Columbia, may be made in open market without compliance with sections 3709 and 3744 of the Revised Statutes of the United States, in the manner common among business men, when the aggregate amount of the purchase or the service does not exceed \$100 in any instance (<i>same act</i>).</p>					
<i>Expenses of Inspectors, Department of the Interior—</i>					
<p>For per diem at not exceeding \$4 in lieu of subsistence to four inspectors while traveling on duty, and for actual necessary expenses of transportation and incidental expenses of negotiation, inspection, and investigation, including telegraphing, temporary employment of stenographers, and other assistance outside of the District of Columbia, \$8,000: <i>Provided</i>, That the four inspectors shall not receive per diem in lieu of subsistence for a longer period than thirty days at any one time at the seat of government (<i>act Mar. 3, 1925, vol. 43, p. 1143</i>).....</p>				\$8,000.00	\$8,000.00
	Estimated expenditures, 1927 appropriation	Estimated expenditures, 1926 appropriation	Expended and obligated, 1925		
01 Personal services (special and miscellaneous payments).....	\$100.00	\$100.00			
05 Communication service (telegraph, telephone, etc.).....	100.00	100.00	\$13.14		
Travel expenses:					
0615 Transportation.....	3,700.00	3,200.00	854.63		
0616 Subsistence.....	3,900.00	4,400.00	855.59		
0690 Special and miscellaneous expenses, not specified.....	200.00	200.00	18.50		
06 Total travel expenses.....	7,800.00	7,800.00	1,728.72		
Total.....	8,000.00	8,000.00	1,741.86		

Estimates of appropriations required for the service of the fiscal year ending June 30, 1927—Continued

General object (title of appropriation), date of acts, references to Statutes at Large, or to Revised Statutes, and estimated amount required for each detailed object	Total amount to be appropriated under each head of appropriation	Amount appropriated for the fiscal year ending June 30, 1926
Printing and Binding, Department of the Interior—		
For printing and binding for the Department of the Interior, including all of its bureaus, offices, institutions, and services in Washington, District of Columbia, and elsewhere, except the Alaska Railroad, the National Park Service and the Geological Survey, [the Bureau of Mines, and the Patent Office, \$119,000] \$118,000: <i>Provided</i> , That the annual reports of the department and of all its bureaus and establishments, including the Bureau of Reclamation, shall not exceed a total of one thousand two hundred [and fifty] pages (<i>act Mar. 3, 1925, vol. 43, p. 1143</i>) -----	\$118,000. 00	
For the Alaska Railroad, not to exceed [\$6,300] \$6,500 of the amount appropriated herein for maintenance and operation of railroads in Alaska shall be available for printing and binding (<i>same act</i>). -----		
For the National Park Service: For printing and binding (<i>same act</i>) -----	25,000. 00	
For the United States Geological Survey: For engraving the illustrations necessary for the annual report of the director and for the monographs, professional papers, bulletins, water-supply papers, [and the report on mineral resources] and for printing and binding the same publications, of which sum not more than \$45,000 may be used for engraving, [\$102,300] \$81,000; for miscellaneous printing and binding [\$12,700] \$11,000; in all, [\$115,000] \$92,000 (<i>same act</i>) -----	92,000. 00	
	\$235,000. 00	* \$241,630. 00

NOTE.—The appropriations for printing and binding for the Bureau of Mines for 1926, \$47,500, and for the Patent Office, \$880,000, were transferred to the Department of Commerce, and the corresponding estimates for 1927 appear under that department.

	Estimated expenditures, 1927 appropriation	Estimated expenditures, 1926 appropriation	Expended and obligated, 1925
0800 Printing and binding publications.....	\$178,330.00	\$185,366.47	\$211,436.47
02011 Printed forms, letterheads, blank books, cards, etc.....	56,670.00	56,263.53	64,257.92
Total.....	235,000.00	241,630.00	275,694.39

Statement showing, by major units, amounts estimated for printing and binding for 1927, estimated expenditures for 1926, and expenditures for 1925

Bureau or office	Estimated expenditures, 1927 appropriation	Estimated expenditures, 1926 appropriation	Expenditures, 1925
Office of the Secretary.....	\$13,500.00	\$13,500.00	\$13,874.09
General Land Office.....	23,260.00	24,060.00	22,329.39
Office of Indian Affairs.....	18,000.00	18,000.00	20,152.62
Bureau of Pensions.....	14,000.00	14,000.00	14,350.58
Bureau of Education.....	46,000.00	46,000.00	48,358.24
St. Elizabeths Hospital.....	2,000.00	2,000.00	2,031.23
Freedmen's Hospital.....	800.00	1,000.00	782.14
Government:			
Territory of Alaska.....	200.00	200.00	200.00
Territory of Hawaii.....	200.00	200.00	200.00
Board of Indian Commissioners.....	40.00	40.00	16.10
Total.....	118,000.00	119,000.00	122,294.39
National Park Service.....	25,000.00	25,000.00	25,000.00
The Alaska Railroad.....	(1)	(1)	7,400.00
Geological Survey:			
Publications and illustrations.....	81,000.00	85,930.00	110,000.00
Miscellaneous.....	11,000.00	11,700.00	10,000.00
Total.....	235,000.00	241,630.00	274,694.39

¹ Included in appropriation, maintenance, and operation railroads in Alaska.

NOTE.—Estimates for printing and binding not included in above estimates are included in appropriations as follows:

Maintenance and operation railroads in Alaska.....	\$6,500
Reclamation fund (special fund).....	30,000
Irrigation, Indian reservations (reimbursable).....	500
Opening Indian reservations.....	40
Deposits by individuals for surveying public lands.....	200
Surveying within land grants (reimbursable).....	50

* This amount does not include \$17,370 on account of the Geological Survey which was transferred to the Department of Commerce.

Estimates of appropriations required for the service of the fiscal year ending June 30, 1927—Continued

General object (title of appropriation), date of acts, references to Statutes at Large, or to Revised Statutes, and estimated amount required for each detailed object				Total amount to be appropriated under each head of appropriation	Amount appropriated for the fiscal year ending June 30, 1926
Salaries, Office of the Solicitor— For personal services in the District of Columbia in accordance with the Classification Act of 1923 (<i>act Mar. 3, 1925, vol. 43, p. 1144</i>)				\$120,280.00	\$120,920.00
	Estimated expenditures, 1927 appropriation	Estimated expenditures, 1926 appropriation	Expended and obligated, 1925		
Departmental service:					
Salaries—					
Professional and scientific service—					
Grade 5, \$6,000 to \$7,500; average, \$6,750—					
Chief attorney (solicitor).....	Average— No. 1 Salary \$6,500	Average— No. 1 Salary \$5,200	Average— No. 1 Salary \$5,200		
Grade 5, \$5,200 to \$6,000; average, \$5,600—					
Senior attorney (assistant to the solicitor).....	1 5,200	1 5,200	1 5,200		
Senior attorneys (members board of appeals).....	3 5,200	3 5,200	3 5,200		
Grade 4, \$3,800 to \$5,000; average, \$4,400—					
Attorneys.....	9 3,978	9 3,978	7½ 3,868		
Medical officer.....	1 4,000	1 4,000	1 3,817		
Grade 3, \$3,000 to \$3,600; average, \$3,300—					
Associate attorneys.....	8 3,075	10 3,060	11½ 3,004		
Associate medical officer.....	1 3,100	1 3,100	1 3,008		
Grade 2, \$2,400 to \$3,000; average, \$2,700—					
Assistant attorney.....			½ 2,421		
Clerical, administrative, and fiscal service—					
Grade 6, \$2,100 to \$2,700; average, \$2,400—					
Principal clerk-stenographer.....	1 2,200	1 2,200	1 2,108		
Grade 5, \$1,860 to \$2,400; average, \$2,111.43—					
Senior clerks.....	2 2,100	2 2,100	2 2,009		
Grade 4, \$1,680 to \$2,040; average, \$1,860—					
Principal stenographers.....	6 1,850	6 1,850	5½ 1,835		
Clerk-stenographer.....	1 1,860	1 1,860	1 1,860		
Grade 3, \$1,500 to \$1,860; average, \$1,680—					
Assistant clerk.....	1 1,680	1 1,680	1 1,680		
Senior stenographer.....			½ 1,680		
Grade 1, \$1,140 to \$1,500; average, \$1,320—					
Underclerk.....			½ 1,440		
Subprofessional service—					
Grade 5, \$1,680 to \$2,040; average, \$1,860—					
Library assistant.....	1 1,800	1 1,800	1 1,752		
Custodial service—					
Grade 3, \$1,020 to \$1,260; average, \$1,140—					
Messengers.....	2 1,140	3 1,140	3 1,100		
Total average number of employees.....	38	40	41		
Total salaries, departmental service.....	120,280.00	120,920.00	119,559.11		
The difference between 1927 and 1926 is due to decrease in force, \$640.					
Miscellaneous Indefinite Appropriation— Distribution of Revised Statutes, etc. (<i>act July 1, 1902, vol. 32, p. 631, sec. 6</i>)				500.00	500.00
	Estimated expenditures, 1927 appropriation	Estimated expenditures, 1926 appropriation	Expended and obligated, 1925		
3021 Equipment (library stock).....	\$500	\$500			
Total under Office of the Secretary.....				803,780.00	797,585.00
GENERAL LAND OFFICE					
Salaries, General Land Office— For Commissioner of the General Land Office and other personal services in the District of Columbia in accordance with the Classification Act of 1923, [\$805,000] \$700,000: <i>Provided, That the depositary acting for the commissioner as receiver of public moneys may, with the approval of the commissioner, designate a clerk of the General Land Office to act as such depositary in his absence (acts Apr. 25, 1812, vol. 2, p. 716; Mar. 3, 1849, vol. 9, p. 395; Mar. 3, 1925, vol. 43, p. 1144)</i> <i>One clerk of grade 1, clerical, administrative, and fiscal service, who shall be designated by the President, to sign land patents.</i>					
				700,000.00	805,000.00
NOTE.—This paragraph transferred from Secretary's office.					

Estimates of appropriations required for the service of the fiscal year ending June 30, 1927—Continued

General object (title of appropriation), date of acts, references to Statutes at Large, or to Revised Statutes, and estimated amount required for each detailed object	Total amount to be appropriated under each head of appropriation		Amount appropriated for the fiscal year ending June 30, 1926
<i>Salaries, General Land Office—Continued.</i>			
	Estimated expenditures, 1927 appropriation	Estimated expenditures, 1926 appropriation	Expended and obligated, 1925
Departmental service:			
Salaries—			
Clerical, administrative, and fiscal service—			
Grade 13, \$6,000 to \$7,500; average, \$6,750—	<i>Average—</i>	<i>Average—</i>	<i>Average—</i>
Executive officer (commissioner).....	No. 1 Salary \$6,500	No. 1 Salary \$6,500	No. 1 Salary \$7,125
Grade 12, \$5,200 to \$6,000; average, \$5,600—			
Senior administrative officer (assistant commissioner).....	1 5,400	1 5,300	1 5,200
Grade 11, \$3,800 to \$5,000; average, \$4,400—			
Administrative officer—			
Supervisor.....	1 4,200	1 4,100	1 3,833
Assistant chief inspector.....	1 4,200	1 4,100	1 3,850
Grade 10, \$3,300 to \$3,900; average, \$3,600—			
Junior administrative officer (chief clerk).....	1 3,600	1 3,550	1 3,392
Grade 9, \$3,000 to \$3,600; average, \$3,300—			
Senior administrative assistant—			
Chiefs of division.....	8 3,100	8 3,050	9 3,000
Assistant chief clerk.....			1 3,000
Assistant chief of field service.....			1 3,000
Grade 8, \$2,700 to \$3,300; average, \$3,000—			
Administrative assistant—			
Assistant chiefs of division.....	5 2,875	5 2,825	4 2,714
Law examiners.....	6 2,871	6 2,821	4 2,708
Associate accountant and auditor, Federal Power Commission.....	1 2,800	1 2,750	1 2,700
Associate investigator (inspector of land offices).....	1 2,800	1 2,750	1 2,700
Associate investigator (inspector, offices of surveyors general).....			1 2,773
Grade 7, \$2,400 to \$3,000; average, \$2,700—			
Junior administrative assistant—			
Chief of division (mails and files).....	1 2,700	1 2,650	
Assistant chief of division.....	1 2,500	1 2,450	1 2,467
Assistant to Commissioner.....	1 2,700	1 2,650	1 2,492
Law examiners.....	24 2,616	25 2,566	23 2,433
Chief clerk, Federal Power Commission.....	1 2,900	1 2,850	1 2,800
Grade 6, \$2,100 to \$2,700; average, \$2,400—			
Principal clerk—			
Chief of division (mails and files).....			1 2,417
Assistant chief of division.....			1 2,192
Principal adjudicating clerks.....	26 2,259	27 2,209	14 2,140
Grade 5, \$1,860 to \$2,400; average, \$2,100—			
Senior clerks.....	32 2,055	33 2,012	37 1,934
Head stenographer.....	1 2,400	1 2,350	1 2,192
Senior clerk-stenographer.....	1 2,300	1 2,250	1 2,175
Receiving clerk.....			1 2,300
Recorder.....	1 2,100	1 2,050	1 2,000
Grade 4, \$1,680 to \$2,040; average, \$1,860—			
Clerks.....	46 1,857	48 1,843	60 1,817
Principal stenographers.....	8 1,838	8 1,819	7 1,787
Clerk-stenographers.....	2 1,920	2 1,905	2 1,825
Grade 3, \$1,500 to \$1,860; average, \$1,680—			
Assistant clerks.....	60 1,683	65 1,675	91 1,617
Senior stenographers.....	11 1,658	11 1,630	9 1,557
Assistant clerk-stenographer.....	1 1,740	1 1,740	1 1,623
Senior operator, office devices.....	1 1,680	1 1,680	
Grade 2, \$1,320 to \$1,680; average, \$1,500—			
Junior clerks.....	28 1,512	30 1,512	34 1,493
Senior typists.....	8 1,502	8 1,502	8 1,464
Junior stenographers.....	2 1,410	2 1,410	3 1,457
Junior clerk-typists.....	1 1,560	1 1,560	1 1,488
Junior clerk-stenographer.....	1 1,380	1 1,380	1 1,330
Junior operators, office devices.....		2 1,500	1 1,495
Grade 1, \$1,140 to \$1,500; average, \$1,320—			
Underclerks.....	21 1,320	20 1,320	36 1,284
Junior typists.....		1 1,380	1 1,365
Underclerk-typist.....			1 1,260
Underoperators, office devices.....	1 1,420	3 1,420	3 1,357
Professional and scientific service—			
Grade 5, \$5,200 to \$6,000; average, \$5,600—			
Senior attorney (chief, board of law review).....			1 5,200
Senior attorney (legal adviser to Commissioner).....			1 5,200
Grade 4, \$3,800 to \$5,000; average, \$4,400—			
Attorneys.....	2 4,400	2 4,300	1 3,963
Engineer (cadastral, chief of division).....	1 4,000	1 3,900	1 3,800
Engineer (consulting cadastral).....	1 4,000	1 3,900	1 3,800
Engineer, Federal Power Commission.....	1 4,200	1 4,100	1 3,867
Grade 3, \$3,000 to \$3,600; average, \$3,300—			
Associate attorneys.....	8 3,150	8 3,100	6 3,027
Associate engineer (cadastral, assistant chief of division).....	1 3,100	1 3,050	1 3,042
Associate engineers (cadastral).....	2 3,150	2 3,100	2 3,002
Associate engineer (cartographic).....	1 3,100	1 3,050	1 3,000
Grade 2, \$2,400 to \$3,000; average, \$2,700—			
Assistant engineers (cadastral).....	1 2,500	1 2,450	2 2,400
Grade 1, \$1,860 to \$2,400; average, \$2,100—			
Junior engineer (cadastral).....			1 1,860
Subprofessional service—			
Grade 8, \$2,400 to \$3,000; average, \$2,700—			
Chief engineering draftsmen (cartographic).....			1 2,483
Chief lithographer, artistic (chief engraver).....	1 2,600	1 2,550	1 2,417
Grade 7, \$2,100 to \$2,700; average, \$2,400—			
Principal engineering draftsman (cartographic).....	1 2,200	1 2,150	
Grade 6, \$1,860 to \$2,400; average, \$2,100—			
Senior library assistant (law librarian and secretary).....	1 2,100	1 2,050	1 1,919
Senior engineering draftsmen (cartographic).....	5 1,962	5 1,918	1 2,192

Estimates of appropriations required for the service of the fiscal year ending June 30, 1927—Continued

General object (title of appropriation), date of acts, references to Statutes at Large, or to Revised Statutes, and estimated amount required for each detailed object				Total amount to be appropriated under each head of appropriation	Amount appropriated for the fiscal year ending June 30, 1926
Salaries, General Land Office—Continued.					
	Estimated expenditures, 1927 appropriation	Estimated expenditures, 1926 appropriation	Expended and obligated, 1925		
Departmental service—Continued.					
Salaries—Continued.					
Subprofessional service—Continued.					
Grade 5, \$1,680 to \$2,040; average, \$1,860—	Average— No. Salary	Average— No. Salary	Average— No. Salary		
Engineering draftsmen (cartographic).....	No. 3	No. 3	No. 3		
Custodial service—					
Grade 4, \$1,140 to \$1,500; average, \$1,320—					
Head messenger.....	1 \$1,320	1 \$1,290	1 1,195		
Grade 3, \$1,020 to \$1,260; average, \$1,140—					
Messengers.....	14 1,140	14 1,114	15 1,051		
Grade 2, \$900 to \$1,140; average, \$1,020—					
Junior laborers.....	2 900	2 900			
Grade 1, \$600 to \$780; average, \$690—					
Junior messenger.....			780		
Total average number of employees.....	347 1/2	364 1/2	418 1/2		
Reserve.....		84,807.00			
01 Total salaries, departmental service.....	700,000.00	720,193.00	782,108.22		
The difference between 1927 and 1926 is due to—					
Decrease in force.....	\$29,452				
Increase in salaries.....	9,259				
Net decrease.....	20,193				
Expenses of Inspectors, General Land Office—					
For per diem in lieu of subsistence, at not exceeding \$4, of examiners and clerks detailed to inspect offices in the public-land service, to investigate fraudulent land entries, trespasses on the public lands, and cases of official misconduct, actual necessary expenses of transportation, including necessary sleeping-car fares, and for employment of stenographers and other assistants when necessary to the efficient conduct of examinations, and when authorized by the Commissioner of the General Land Office (<i>acts Mar. 3, 1883, vol. 22, p. 556; Mar. 3, 1925, vol. 43, p. 1144</i>).....				\$2,000.00	\$3,000.00
	Estimated expenditures, 1927 appropriation	Estimated expenditures, 1926 appropriation	Expended and obligated, 1925		
05 Telegraph service.....	\$25.00	\$25.00	\$9.57		
Travel expenses:					
0615 Transportation.....	1,175	1,775	658.11		
0616 Subsistence.....	800	1,200	504.00		
06 Total travel expenses.....	1,975	2,975	1,162.11		
Total.....	2,000	3,000	1,171.68		
Maps of the United States—					
For connected and separate United States and other maps prepared in the General Land Office, \$15,000, all of which maps shall be delivered to the Senate and House of Representatives, except 10 per centum, which shall be delivered to the Commissioner of the General Land Office for official purposes. All maps delivered to the Senate and House of Representatives hereunder shall be mounted with rollers ready for use (<i>acts Aug. 15, 1876, vol. 19, p. 163; Apr. 28, 1902, vol. 32, p. 153; Mar. 3, 1925, vol. 43, p. 1144</i>).....				15,000.00	15,000.00
	Estimated expenditures, 1927 appropriation	Estimated expenditures, 1926 appropriation	Expended and obligated, 1925		
02 Sundry supplies.....	\$3,000.00	\$3,000.00	\$3,565.16		
08 Lithographing.....	12,000.00	12,000.00	14,434.84		
Total.....	15,000.00	15,000.00	18,000.00		
State and Territorial Maps—					
For separate State and Territorial maps of public-land States, including maps showing areas designated by the Secretary of the Interior under the enlarged homestead acts, prepared in the General Land Office (<i>acts Mar. 18, 1905, vol. 33, p. 125; Mar. 3, 1925, vol. 43, p. 1144</i>).....				1,300.00	1,300.00
	Estimated expenditures, 1927 appropriation	Estimated expenditures, 1926 appropriation	Expended and obligated, 1925		
08 Lithographing.....	\$1,300	\$1,300	\$420		

General object (title of appropriation), date of acts, references to Statutes at Large, or to Revised Statutes, and estimated amount required for each detailed object

Total amount to be appropriated under each head of appropriation

Amount appropriated
for the fiscal year end-
ing June 30, 1926

For surveys and resurveys of public lands, examination of surveys heretofore made and reported to be defective or fraudulent, inspecting mineral deposits, coal fields, and timber districts, making fragmentary surveys, and such other surveys or examinations as may be required for identification of lands for purposes of evidence in any suit or proceeding in behalf of the United States, under the supervision of the Commissioner of the General Land Office and direction of the Secretary of the Interior, **[\$840,-290]** *Provided*, That the sum of not exceeding 10 per centum of the amount hereby appropriated may be expended by the Commissioner of the General Land Office, with the approval of the Secretary of the Interior, for the purchase of metal or other equally durable monuments to be used for public land survey corners wherever practicable: *Provided further*, That not to exceed \$10,000 of this appropriation may be expended for salaries of employees of the field surveying service temporarily detailed to the General Land Office: *Provided further*, That not to exceed \$15,000 of this appropriation may be used for the survey, classification, and sale of the lands and timber of the so-called Oregon and California Railroad lands and the Coos Bay Wagon Road lands: *Provided further*, That not to exceed \$50,000 of this appropriation may be used for surveys and resurveys, under the rectangular system provided by law, of public lands deemed to be valuable for oil and oil shale: *Provided further*, That whenever the Commissioner of the General Land Office shall find that the expense of travel can be reduced thereby, he may, in lieu of actual operating expenses, under such regulations as he may prescribe, authorize the payment of not to exceed 7 cents per mile for an automobile used on official business (acts June 25, 1910, vol. 36, p. 740; Mar. 3, 1925, vol. 43, p. 1145)-----

\$810, 000. 00

\$840, 290. 00

	Estimated expenditures, 1927 approp- riation	Estimated expenditures, 1926 approp- riation	Expended and obligated, 1925
Field service:			
Salaries and wages—			
Salary range, \$5,200 to \$6,000; average, \$5,600—	<i>Average—</i>	<i>Average—</i>	<i>Average—</i>
Supervisor of surveys.....	No. 1 \$5,400	No. 1 \$5,300	No. 1 \$5,200
Salary range, \$3,800 to \$5,000; average, \$4,400—			
Associate supervisor of surveys.....	1 4,000	1 3,900	1 3,800
District cadastral engineers.....	9 4,000	9 3,900	9 3,867
Surveyor general (Alaska).....			1 4,400
Salary range, \$3,300 to \$3,900; average, \$3,600—			
Senior accountant and auditor.....	1 3,400	1 3,350	1 3,300
Surveyor general.....			11 3,300
Salary range, \$3,000 to \$3,600; average, \$3,300—			
Cadastral engineers.....	44 3,100	49 3,050	52 3,029
Office cadastral engineers.....	8 3,100	8 3,050	8 3,000
Chief draftsman and computer.....	1 3,100	1 3,050	1 3,000
Salary range, \$2,700 to \$3,300; average, \$3,000—			
Topographic draftsman (Alaska).....	1 2,800	1 2,750	1 2,700
Associate accountants and auditors.....	2 2,800	2 2,750	2 2,700
Salary range, \$2,400 to \$3,000; average, \$2,700—			
Surveyors.....	16 2,500	18 2,450	22 2,400
Office cadastral engineers.....	3 2,500	3 2,450	4 2,500
Chief mineral clerks.....	2 2,500	2 2,450	2 2,400
Chief draftsmen.....	9 2,500	9 2,450	9 2,400
Draftsmen.....	3 2,500	3 2,450	3 2,400
Mineral clerk.....			1 2,400
Salary range, \$2,100 to \$2,700; average, \$2,400—			
Draftsmen.....	11 2,200	11 2,150	11 2,100
Technical assistant.....	1 2,200	1 2,150	1 2,100
Financial clerks.....			2 2,200
Stenographer and typewriter.....	1 2,200	1 2,150	1 2,100
Salary range, \$1,860 to \$2,400; average, \$2,100—			
Surveyors.....	8 1,920	8 1,890	8 1,883
Draftsmen.....	1 920	9 1,890	14 1,912
Financial clerks.....			7 1,878
Clerks.....	2 1,920	2 1,890	3 1,860
Transitmen.....	10 1,920	12 1,890	13 1,860
Salary range, \$1,680 to \$2,040; average, \$1,860—			
Clerks.....	4 1,740	4 1,710	4 1,740
Draftsmen.....	5 1,740	5 1,710	1 1,680
Stenographers and typewriters.....	5 1,740	5 1,710	5 1,723
Salary range, \$1,500 to \$1,860; average, \$1,680—			
Clerks.....			3 1,552
Draftsman.....			1 1,620
Typists.....	3 1,560	3 1,530	3 1,517
Salary range, \$1,320 to \$1,680; average, \$1,500—			
Clerks.....	2 1,380	2 1,350	2 1,350
Typist.....			1 1,380
Salary range, \$1,140 to \$1,500; average, \$1,320—			
Clerk.....			1 1,140
Miscellaneous and temporary services.....	194 800	207 800	236 800
Total average number of employees.....	356	378	444 1/2
Total salaries and wages, field service.....	575,280.00	601,920.00	712,418.00
The difference between 1927 and 1926 is due to—			
Decrease in force.....	34,330		
Increase in salaries.....	7,690		
Net decrease.....	26,640		

Estimates of appropriations required for the service of the fiscal year ending June 30, 1927—Continued

General object (title of appropriation), date of acts, references to Statutes at Large, or to Revised Statutes, and estimated amount required for each detailed object

Total amount to be appropriated under each head of appropriation

Amount appropriated for the fiscal year ending June 30, 1926

Surveying the Public Lands—Continued.

	Estimated expenditures, 1927 appropriation	Estimated expenditures, 1926 appropriation	Expended and obligated, 1925
Supplies and materials:			
0200 Stationery and office supplies.....	\$3,500.00	\$3,900.00	\$3,950.32
0230 Fuel.....	8,500.00	9,000.00	9,511.78
0250 Forage and other supplies for animals.....	10,000.00	12,500.00	13,654.40
0260 Provisions.....	72,000.00	76,750.00	76,419.62
0280 Sundry supplies.....	4,000.00	5,100.00	5,050.80
0290 Materials.....	1,000.00	1,100.00	1,089.51
02 Total supplies and materials.....	99,000.00	108,350.00	109,676.43
03 Subsistence and support of persons (service).....	26,000.00	29,000.00	28,457.92
04 Subsistence and care of animals and storage and care of vehicles (service).....	7,000.00	8,000.00	7,918.64
Communication service:			
0500 Telegraph service.....	500.00	560.00	581.16
0510 Telephone service.....	1,100.00	1,500.00	1,739.30
0520 Other communication service.....	100.00	175.00	151.16
05 Total communication service.....	1,700.00	2,235.00	2,471.62
Travel expenses:			
0615 Transportation.....	21,000.00	22,650.00	22,662.59
0616 Subsistence.....	5,200.00	6,000.00	5,865.25
06 Total travel expenses.....	26,200.00	28,650.00	28,527.84
07 Transportation of things (service).....	18,000.00	19,000.00	18,838.54
08 Lithographing (service).....	2,000.00	2,750.00	2,783.34
10 Furnishing heat, light, and power (service).....	100.00	175.00	178.44
Rents:			
1100 Rent of buildings.....	4,000.00	4,260.00	4,280.34
1110 Other rents.....	30,000.00	33,000.00	33,120.67
11 Total rents.....	34,000.00	37,260.00	37,401.01
12 Repairs and alterations.....	10,000.00	12,000.00	11,199.09
13 Special and miscellaneous current expenses.....	255.00	450.00	452.53
Equipment:			
3010 Furniture, furnishings, and fixtures.....	10,000.00	12,000.00	13,219.69
3020 Scientific equipment.....	6,000.00	10,000.00	9,780.64
3040 Livestock.....	400.00	500.00	420.00
3050 Other equipment.....	20,000.00	23,000.00	22,074.74
30 Total equipment.....	36,400.00	45,500.00	45,495.07
32 Structures (iron posts).....	24,000.00	25,000.00	25,000.00
Total.....	860,000.00	920,290.00	1,030,818.47
Deduct amount expended under appropriation "Salaries and expenses, offices of surveyors general, 1925," which appropriation was merged with the appropriation "Surveying the public lands" by the Interior appropriation act of Mar. 3, 1925.....			201,613.30
	860,000.00	920,290.00	829,205.17
Deduct contributed funds from deposits by individuals or indefinite appropriations for surveys of granted lands, reserved lands, or Indian lands.....	50,000.00	80,000.00	42,665.12
Total.....	810,000.00	840,290.00	786,540.05

Reproducing Plats of Surveys, General Land Office—

To enable the Commissioner of the General Land Office to continue to reproduce worn and defaced official plats of surveys on file, and other plats constituting a part of the records of said office, to furnish local land offices with the same, and for reproducing by photolithography original plats of surveys prepared in [the offices of surveyors general] public survey offices (acts June 20, 1878, vol. 20, p. 229; July 7, 1884, vol. 23, p. 210; Mar. 3, 1925, vol. 43, p. 1145).....

\$7,000.00

\$6,000.00

	Estimated expenditures, 1927 appropriation	Estimated expenditures, 1926 appropriation	Expended and obligated, 1925
08 Lithographing.....	\$7,000	\$6,000	\$5,000

Estimates of appropriations required for the service of the fiscal year ending June 30, 1927—Continued

General object (title of appropriation), date of acts, references to Statutes at Large, or to Revised Statutes, and estimated amount required for each detailed object				Total amount to be appropriated under each head of appropriation	Amount appropriated for the fiscal year ending June 30, 1926
Salaries and Commissions of Registers [and Receivers]— For salaries and commissions of registers of district land offices, at not exceeding \$3,000 per annum each [\$175,000: <i>Provided</i> , That the offices of register and receiver of such land offices as may now have two officials shall be consolidated, effective July 1, 1925, and the applicable provisions of the act approved October 28, 1921, shall be followed in effecting such consolidations] (acts Mar. 26, 1804, vol. 2, p. 277; Mar. 3, 1885, vol. 23, p. 498; Mar. 3, 1925, vol. 43, p. 1145)				\$110, 000. 00	\$175, 000. 00
	Estimated expenditures, 1927 appropriation	Estimated expenditures, 1926 appropriation	Expended and obligated, 1925		
Field service—					
Salaries and wages—					
Salary range, \$3,000 maximum—	Average—	Average—	Average—		
Registers and receivers.....	No. 40 Salary \$2, 750	No. 42 Salary \$2, 976	No. 110½ Salary \$2, 549		
Reserve.....		50, 000. 00			
01 Total salaries and wages, field service.....	110, 000. 00	125, 000. 00	282, 721. 95		
Contingent Expenses of Land Offices— For clerk hire, rent, and other incidental expenses of the district land offices, including the expenses of depositing public money; per diem, in lieu of subsistence, of clerks detailed to examine the books and management of district land offices and to assist in the operation of said offices and in the opening of new land offices and reservations, when allowed pursuant to section 13 of the sundry civil appropriation act approved August 1, 1914, and for actual necessary traveling expenses of said clerks and of clerks transferred in the interest of the public service from one district land office to another: <i>Provided</i> , That no expenses chargeable to the Government shall be incurred by registers in the conduct of local land offices except upon previous specific authorization by the Commissioner of the General Land Office (acts Feb. 18, 1881, vol. 12, p. 131; Aug. 4, 1886, vol. 24, p. 239; Mar. 3, 1925, vol. 43, p. 1145)				250, 000. 00	350, 000. 00
	Estimated expenditures, 1927 appropriation	Estimated expenditures, 1926 appropriation	Expended and obligated, 1925		
Field service:					
Salaries and wages—	Average—	Average—	Average—		
Salary range, \$2,400 to \$3,000; average, \$2,700—	No. 1 Salary \$2, 700	No. 1 Salary \$2, 700	No. 1 Salary \$2, 700		
Clerk (Alaska).....	9 2, 014	9 1, 994	10½ 1, 986		
Salary range, \$1,860 to \$2,400; average, \$2,100—					
Chief clerks.....	52 1, 860	54 1, 845	54½ 1, 819		
Salary range, \$1,680 to \$2,040; average, \$1,860—					
Clerks.....	44 1, 583	48 1, 568	76½ 1, 553		
Salary range, \$1,500 to \$1,860; average, \$1,680—					
Clerks.....	13 1, 425	16 1, 410	27½ 1, 358		
01 Total average number of employees.....	119	128	169½		
Total salaries and wages, field service.....	205, 723. 00	218, 100. 00	277, 869. 81		
The difference between 1927 and 1926 is due to—					
Decrease in force.....					
Increase in salaries.....					
Net decrease.....	12, 377. 00				
Supplies and materials:					
0200 Stationery and office supplies.....	3, 500. 00	3, 500. 00	3, 002. 50		
0230 Fuel.....			60. 05		
0280 Sundry supplies.....	50. 00	50. 00	51. 25		
0290 Materials.....	100. 00	100. 00	115. 10		
02 Total supplies and materials.....	3, 650. 00	3, 650. 00	3, 229. 00		
Communication service:					
0500 Telegraph service.....	300. 00	300. 00	407. 40		
0510 Telephone service.....	2, 352. 00	2, 400. 00	3, 057. 24		
0520 Other communication service.....	12, 000. 00	12, 000. 00	6, 599. 20		
05 Total communication service.....	14, 652. 00	14, 700. 00	10, 063. 84		
Travel expenses:					
0615 Transportation.....	1, 500. 00	1, 500. 00	1, 374. 08		
0616 Subsistence.....	1, 440. 00	1, 440. 00	1, 440. 00		
06 Total travel expenses.....	2, 940. 00	2, 940. 00	2, 814. 08		
Transportation of things (service).....	2, 250. 00	3, 500. 00	10, 996. 59		
07 Advertising and publication of notices (service).....	8, 100. 00	9, 000. 00	8, 831. 29		
09 Furnishing of electricity (service).....	60. 00	60. 00	62. 41		
10 Rent of buildings.....	11, 598. 00	13, 638. 00	29, 280. 00		
12 Repairs and alterations.....	500. 00	500. 00	2, 029. 26		
13 Special and miscellaneous current expenses.....	27. 00	50. 00	15. 39		
30 Furniture, furnishings, and fixtures.....	500. 00	500. 00	503. 36		
Reserve.....		83, 362. 00			
Total.....	250, 000. 00	266, 638. 00	345, 785. 03		

Estimates of appropriations required for the service of the fiscal year ending June 30, 1927—Continued

General object (title of appropriation), date of acts, references to Statutes at Large, or to Revised Statutes, and estimated amount required for each detailed object				Total amount to be appropriated under each head of appropriation	Amount appropriated for the fiscal year ending June 30, 1926
Protecting Public Lands, Timber, etc.— Depredations on public timber, protecting public lands, and settlement of claims for swamp land and swamp-land indemnity: For protecting timber on the public lands, and for the more efficient execution of the law and rules relating to the cutting thereof; of protecting public lands from illegal and fraudulent entry or appropriation, and of adjusting claims for swamp lands, and indemnity for swamp lands, [\$420,000] \$405,000, including not exceeding \$35,000 for the purchase of motor-propelled passenger-carrying vehicles for the use of agents and others employed in the field service and for operation, maintenance, and exchange of same and for operation and maintenance of a motor boat: <i>Provided, That agents and others employed under this appropriation may be allowed per diem in lieu of subsistence, pursuant to section 13 of the sundry civil appropriation act approved August 1, 1914, and actual necessary expenses for transportation, except when agents are employed in Alaska they may be allowed not exceeding \$5 per day each in lieu of subsistence (acts June 10, 1872, vol. 17, p. 359; Aug. 7, 1882, vol. 22, p. 327; Mar. 3, 1883, vol. 22, p. 623; Mar. 3, 1925, vol. 43, p. 1145)</i>				\$405, 000. 00	\$420, 000. 00
	Estimated expenditures, 1927 appropriation	Estimated expenditures, 1926 appropriation	Expended and obligated, 1926		
Field service:					
Salaries and wages—	Average—	Average—	Average—		
Salary range, \$3,000 to \$3,600; average, \$3,300—	No. Salary	No. Salary	No. Salary		
Division inspectors.....	8 \$3, 100	8 \$3, 037	8 1/2 \$3, 003		
Salary range, \$2,700 to \$3,300; average, \$3,000—					
Inspectors.....	34 2, 800	35 2, 700	36 1/2 2, 700		
Salary range, \$2,400 to \$3,000; average, \$2,700—					
Inspectors.....	21 2, 500	23 2, 400	24 1/2 2, 400		
Salary range, \$2,100 to \$2,700; average, \$2,300—					
Inspectors.....	15 2, 200	17 2, 100	18 1/2 2, 100		
Special disbursing agent.....	1 2, 300	1 2, 300	1 1/2 2, 300		
Salary range, \$1,860 to \$2,400; average, \$2,100—					
Inspectors.....	4 2, 100	6 1, 982	7 1/2 1, 980		
Clerks.....	4 1, 920	4 1, 875	4 1/2 1, 860		
Salary range, \$1,680 to \$2,040; average, \$1,860—					
Clerks.....	5 1, 800	5 1, 716	5 1/2 1, 712		
Salary range, \$1,500 to \$1,860; average, \$1,680—					
Clerks.....	7 1, 620	11 1, 544	9 1/2 1, 545		
Salary range, \$1,320 to \$1,680; average, \$1,500—					
Clerks.....	8 1, 440	9 1, 342	11 1/2 1, 352		
Salary range, \$1,140 to \$1,500; average, \$1,320—					
Clerks.....	2 1, 200	2 1, 170	2 1/2 1, 172		
Miscellaneous and temporary services.....			7 1/2 1, 200		
Total average number of employees.....	109	121	137		
Total salaries and wages, field service.....	258, 140. 00	271, 370. 00	297, 711. 94		
The difference between 1927 and 1926 is due to—					
Increase in salaries.....	\$23, 182				
Decrease in force.....	9, 952				
Net decrease.....	13, 230				
Supplies and materials:					
0200 Stationery and office supplies.....	2, 000. 00	2, 000. 00	2, 241. 71		
0220 Scientific and educational supplies.....	100. 00	140. 00	144. 34		
0230 Fuel.....	8, 000. 00	8, 000. 00	9, 005. 34		
0260 Provisions.....	500. 00	500. 00	722. 63		
0280 Sundry supplies.....	2, 000. 00	2, 000. 00	2, 263. 12		
0290 Materials.....	30. 00	30. 00	44. 72		
02 Total supplies and materials.....	12, 630. 00	12, 630. 00	14, 421. 86		
03 Subsistence and support of persons (service).....	200. 00	250. 00	283. 10		
04 Storage and care of vehicles.....	3, 000. 00	3, 000. 00	3, 413. 44		
Communication service:					
0500 Telegraph service.....	1, 000. 00	1, 000. 00	1, 104. 06		
0510 Telephone service.....	1, 200. 00	1, 200. 00	1, 302. 11		
0520 Other communication service.....	200. 00	200. 00	224. 11		
05 Total communication service.....	2, 400. 00	2, 400. 00	2, 630. 28		
Travel expenses					
0615 Transportation.....	39, 230. 00	40, 000. 00	48, 816. 72		
0616 Subsistence.....	69, 000. 00	70, 000. 00	79, 331. 70		
06 Total travel expenses.....	108, 300. 00	110, 000. 00	128, 148. 42		
07 Transportation of things (service).....	1, 600. 00	1, 600. 00	2, 062. 41		
08 Photographing and making photographs and prints.....	450. 00	450. 00	463. 75		
10 Furnishing of light.....	50. 00	50. 00	46. 50		
11 Rent of buildings.....	2, 160. 00	2, 160. 00	2, 011. 53		
12 Repairs and alterations.....	10, 000. 00	10, 000. 00	14, 218. 36		
13 Special and miscellaneous current expenses.....	50. 00	50. 00	57. 60		
Equipment:					
3010 Furniture, furnishings, and fixtures.....	500. 00	500. 00	652. 30		
3020 Educational and scientific equipment.....	400. 00	400. 00	544. 37		
3000 Passenger-carrying vehicles.....	5, 000. 00	5, 000. 00	6, 912. 35		
3050 Other equipment.....	100. 00	100. 00	324. 15		
30 Total equipment.....	6, 000. 00	6, 000. 00	8, 433. 17		
Total.....	405, 000. 00	420, 000. 00	473, 902. 36		

Estimates of appropriations required for the service of the fiscal year ending June 30, 1927—Continued

General object (title of appropriation), date of acts, references to Statutes at Large, or to Revised Statutes, and estimated amount required for each detailed object				Total amount to be appropriated under each head of appropriation	Amount appropriated for the fiscal year ending June 30, 1926
Expenses of Hearings in Land Entries— For hearings or other proceedings held by order of the Commissioner of the General Land Office to determine the character of lands, whether alleged fraudulent entries are of that character or have been made in compliance with law, and of hearings in disbarment proceedings, \$15,000: <i>Provided</i> , That where depositions are taken for use in such hearings the fees of the officer taking them shall be 20 cents per folio for taking and certifying same and 10 cents per folio for each copy furnished to a party on request (<i>acts Mar. 3, 1885, vol. 23, p. 514; Mar. 3, 1915, vol. 38, p. 855; Mar. 3, 1925, vol. 43, p. 1145</i>)				\$15,000.00	\$15,000.00
	Estimated expenditures, 1927 appropriation	Estimated expenditures, 1926 appropriation	Expended and obligated, 1925		
01 Personal services (witness fees and fees of officers taking depositions)	\$10,000.00	\$10,000.00	\$8,144.07		
06 Travel expenses (mileage of witnesses)	5,000.00	5,000.00	3,083.51		
Total	15,000.00	15,000.00	11,227.58		
Restoration of Lands in Forest Reserves— To enable the Secretary of the Interior to advertise the restoration to the public domain of lands in forest reserves or of lands temporarily withdrawn for forest reserve purposes (<i>acts June 4, 1897, vol. 30, p. 36; June 11, 1906, vol. 34, p. 233; Mar. 3, 1925, vol. 43, p. 1146</i>)				1,000.00	2,000.00
	Estimated expenditures, 1927 appropriation	Estimated expenditures, 1926 appropriation	Expended and obligated, 1925		
09 Publication of notices (service)	\$1,000.00	\$2,000.00	\$605.18		
Opening Indian Reservations (Reimbursable)— For expenses pertaining to the opening to entry and settlement of such Indian reservation lands as may be opened during the fiscal year [1926] 1927: <i>Provided</i> , That the expenses pertaining to the opening of each of said reservations and paid for out of this appropriation shall be reimbursed to the United States from the money received from the sale of the lands embraced in said reservations, respectively (<i>acts May 31, 1906, vol. 34, p. 205; Mar. 3, 1925, vol. 43, p. 1146</i>)				1,000.00	1,000.00
	Estimated expenditures, 1927 appropriation	Estimated expenditures, 1926 appropriation	Expended and obligated, 1925		
01 Personal services	\$100.00	\$100.00	\$51.46		
06 Travel expenses	900.00	900.00	278.34		
Total	1,000.00	1,000.00	329.80		
Total annual appropriations				2,317,300.00	2,633,590.00
Repayment for Lands Erroneously Sold— Indefinite appropriation to pay to the purchaser or purchasers the sum or sums of money received for lands erroneously sold by the United States (R. S., p. 728, sec. 3689; act June 16, 1880, vol. 21, p. 287) and to provide for the repayment of certain commissions, excess payments, and purchase moneys paid under the public-land laws (<i>acts Mar. 26, 1908, vol. 35, p. 48; Dec. 11, 1919, vol. 41, p. 366</i>)				65,000.00	70,000.00
	Estimated expenditures, 1927 appropriation	Estimated expenditures, 1926 appropriation	Expended and obligated, 1925		
53 Refund to purchasers on erroneous sales of land by the United States	\$65,000.00	\$70,000.00	\$90,588.06		

Estimates of appropriations required for the service of the fiscal year ending June 30, 1927—Continued

General object (title of appropriation), date of acts, references to Statutes at Large, or to Revised Statutes, and estimated amount required for each detailed object	Total amount to be appropriated under each head of appropriation	Amount appropriated for the fiscal year ending June 30, 1926
--	--	--

Surveying within Land Grants (Reimbursable)—

For the survey of lands within the limits of railroad grants (act Mar. 2, 1895, vol. 28, p. 937).....

\$5,000.00

\$10,000.00

	Estimated expenditures, 1927 appropriation	Estimated expenditures, 1926 appropriation	Expended and obligated, 1925
01 Salaries and wages, field service.....	\$3,750.00	\$7,500.00	\$2,899.39
Supplies and materials:			
0230 Fuel.....	50.00	100.00	28.27
0260 Provisions.....	750.00	1,500.00	499.15
0280 Sundry supplies.....	50.00	100.00	16.11
02 Total supplies and materials.....	850.00	1,700.00	511.53
03 Subsistence and support of persons (service).....	100.00	200.00	60.99
06 Travel expenses.....	150.00	300.00	98.51
07 Transportation of things (service).....	50.00	100.00	33.64
11 Rent of equipment.....	50.00	100.00	24.00
13 Special and miscellaneous current expenses.....	50.00	100.00	39.69
Total.....	5,000.00	10,000.00	3,667.75

NOTE.—The detail as to number of employees and rates of pay is shown under the title "Surveying the public lands," the two appropriations providing for a single service. Employees are regularly employed under the appropriation "Surveying the public lands," and are paid from the appropriation "Surveying within land grants (reimbursable)" for only such part of the time they are actually engaged on work chargeable to that appropriation. None of the employees is employed regularly under this appropriation.

Deposits by Individuals for Surveying Public Lands—

Indefinite appropriation of the amount deposited by individuals to pay the cost and expenses incident to the survey of lands, not mineral or reserved, upon which they have settled, any excess of the sums so deposited, over and above the actual cost of surveys, comprising all expenses incident thereto, for which they were severally deposited, to be repaid to the depositors, respectively (*R. S.*, p. 728, sec. 3689).....

45,000.00

70,000.00

	Estimated expenditures, 1927 appropriation	Estimated expenditures, 1926 appropriation	Expended and obligated, 1925
01 Salaries and wages, field service.....	\$27,000.00	\$48,000.00	\$29,047.29
Supplies and materials:			
0200 Stationery and office supplies.....	100.00	100.00	83.07
0230 Fuel.....	300.00	450.00	263.82
0250 Forage and other supplies for animals.....	600.00	900.00	619.72
0260 Provisions.....	2,000.00	3,000.00	1,723.75
0280 Sundry supplies.....	150.00	250.00	157.58
0290 Materials.....	50.00	100.00	61.93
02 Total supplies and materials.....	3,200.00	4,800.00	2,909.87
03 Subsistence and support of persons (service).....	300.00	400.00	267.55
04 Subsistence and care of animals and storage and care of vehicles (service).....	100.00	100.00	76.20
06 Travel expenses.....	300.00	400.00	285.06
07 Transportation of things (service).....	200.00	250.00	157.96
08 Lithographic service.....	1,900.00	2,000.00	1,915.25
Rents:			
1100 Rent of buildings.....	600.00	600.00	600.00
1110 Other rents.....	3,200.00	4,800.00	2,937.94
11 Total rents.....	3,800.00	5,400.00	3,537.94
12 Repairs and alterations.....	90.00	140.00	83.30
13 Special and miscellaneous current expenses.....	10.00	10.00	1.25
Equipment:			
3010 Furniture, furnishings, and fixtures.....	300.00	500.00	265.00
3050 Other equipment.....	300.00	500.00	281.35
30 Total equipment.....	600.00	1,000.00	546.35
52 Repayment of deposits.....	7,500.00	7,500.00	6,165.22
Total.....	45,000.00	70,000.00	44,998.24

NOTE.—The detail as to number of employees and rates of pay is shown under the title "Surveying the public lands," the two appropriations providing for a single service. Employees are regularly employed under the appropriation "Surveying the public lands," and are paid from the appropriation "Deposits by individuals for surveying public lands" for only such part of the time they are actually engaged on work chargeable to that appropriation. None of the employees is employed regularly under this appropriation.

Estimates of appropriations required for the service of the fiscal year ending June 30, 1927—Continued

General object (title of appropriation), date of acts, references to Statutes at Large, or to Revised Statutes, and estimated amount required for each detailed object				Total amount to be appropriated under each head of appropriation	Amount appropriated for the fiscal year ending June 30, 1926
Five, Three, and Two Per Cent Funds to States (Lands)— Indefinite appropriations to pay to the several States 5 per cent of the net proceeds of sales of public lands lying within their limits, for the purpose of education, or of making public roads and improvements (<i>R. S.</i> , p. 728, sec. 3689)-----				\$15, 000. 00	\$10, 000. 00
	Estimated expenditures, 1927 appropriation	Estimated expenditures, 1926 appropriation	Expended and obligated, 1925		
22 Grants to States for roads and educational purposes.	\$15, 000. 00	\$15, 000. 00	\$16, 547. 11		
Payments to States from Receipts under Mineral Leasing Act— Indefinite appropriation of 20 per cent of past production and 37½ per cent of future production of the amounts derived from bonuses, royalties, and rentals under the provisions of the mineral leasing act of February 25, 1920, to be paid by the Secretary of the Treasury after the expiration of each fiscal year to the States within the boundaries of which the leased lands or deposits are or were located, said moneys to be used by the States or subdivisions thereof for the construction and maintenance of public roads or for the support of public schools or other educational institutions as the legislatures of the States may direct (<i>act Feb. 25, 1920, vol. 41, p. 450</i>)-----				3, 000, 000. 00	3, 500, 000. 00
	Estimated expenditures, 1927 appropriation	Estimated expenditures, 1926 appropriation	Expended and obligated, 1925		
22 Grants to States for roads and educational purposes.	\$3, 000, 000. 00	\$3, 456, 718. 44	\$4, 666, 208. 48		
Miscellaneous Trust Funds— Outstanding liabilities, lands (<i>act Mar. 2, 1907, vol. 34, p. 1245</i>)-----				500. 00	500. 00
	Estimated expenditures, 1927 appropriation	Estimated expenditures, 1926 appropriation	Expended and obligated, 1925		
52 Outstanding liabilities, lands-----	\$500. 00	\$500. 00	\$373. 61		
Unearned moneys, lands (<i>act Jan. 27, 1898, vol. 30, p. 234</i>)-----				500. 00	500. 00
	Estimated expenditures, 1927 appropriation	Estimated expenditures, 1926 appropriation	Expended and obligated, 1925		
52 Unearned moneys, lands-----	\$500. 00	\$500. 00	\$189. 82		
Appropriation for 1926 not asked for 1927-----					700. 00
Total permanent and indefinite under General Land Office-----				3, 131, 000. 00	3, 661, 700. 00
Total under General Land Office-----				5, 448, 300. 00	6, 295, 290. 00

Estimates of appropriations required for the service of the fiscal year ending June 30, 1927—Continued

General object (title of appropriation), date of acts, references to Statutes at Large, or to Revised Statutes, and estimated amount required for each detailed object				Total amount to be appropriated under each head of appropriation	Amount appropriated for the fiscal year ending June 30, 1926
INDIAN AFFAIRS					
Salaries, Bureau of Indian Affairs—					
For the Commissioner of Indian Affairs and other personal services in the District of Columbia in accordance with the classification act of 1923 (acts Jan. 24, 1923, vol. 42, p. 1180, sec. 1; Mar. 3, 1925, vol. 43, p. 1146) -----				\$356, 170. 00	\$381, 500. 00
	Estimated expenditures, 1927 appropriation	Estimated expenditures, 1926 appropriation	Expended and obligated, 1925		
Departmental service:					
Salaries—					
Clerical, administrative, and fiscal service—					
Grade 13, \$6,000 to \$7,500; average, \$6,750—	<i>Average—</i>	<i>Average—</i>	<i>Average—</i>		
Executive officer (commissioner).....	No. 1 Salary \$6, 500	No. 1 Salary \$6, 500	No. 1 Salary \$7, 125		
Grade 12, \$5,200 to \$6,000; average, \$5,600—					
Senior administrative officer (assistant commissioner).....	1 5, 200	1 5, 200	1 5, 200		
Grade 10, \$3,300 to \$3,900; average, \$3,600—					
Junior administrative officer (chief clerk).....	1 3, 400	1 3, 400	1 3, 317		
Grade 9, \$3,000 to \$3,600; average, \$3,300—					
Senior administrative assistants.....	5 3, 100	5 3, 100	5 3, 013		
Grade 8, \$2,700 to \$3,300; average, \$3,000—					
Administrative assistants.....	5 2, 780	5 2, 780	5 2, 711		
Grade 7, \$2,400 to \$3,000; average, \$2,700—					
Junior administrative assistants.....	14 2, 486	14 2, 486	13 2, 412		
Senior rate and traffic auditor.....			1 2, 400		
Grade 6, \$2,100 to \$2,700; average, \$2,400—					
Principal clerks.....	18 2, 167	18 2, 167	19 2, 108		
Traffic auditor.....			1 2, 100		
Grade 5, \$1,860 to \$2,400; average, \$2,111.42—					
Head stenographer.....	1 1, 920	1 1, 920	1 1, 870		
Senior clerks.....	25 1, 902	25 1, 902	25 1, 868		
Grade 4, \$1,680 to \$2,040; average, \$1,860—					
Principal stenographers.....	2 1, 710	2 1, 710	2 1, 683		
Clerks.....	19 1, 756	19 1, 756	17 1, 728		
Traffic clerks.....			2 1, 688		
Clerk-stenographer.....			1 1, 764		
Grade 3, \$1,500 to \$1,860; average, \$1,680—					
Senior stenographers.....	23 1, 563	24 1, 563	26 1, 514		
Assistant clerks.....	31 1, 569	31 1, 569	39 1, 541		
Grade 2, \$1,320 to \$1,680; average, \$1,500—					
Junior operators, office devices.....		1 1, 500	1 1, 406		
Junior clerks.....	8 1, 398	10 1, 398	9 1, 370		
Junior stenographers.....	8 1, 365	8 1, 365	7 1, 340		
Senior typists.....	5 1, 380	5 1, 380	2 1, 332		
Grade 1, \$1,140 to \$1,500; average, \$1,320—					
Underoperators, office devices.....			1 1, 140		
Underclerks.....	3 1, 395	4 1, 395	6 1, 324		
Junior typists.....	2 1, 350	2 1, 350	2 1, 376		
Professional service—					
Grade 4, \$3,800 to \$5,000; average, \$4,400—					
Attorney.....	1 4, 000	1 4, 000	1 3, 833		
Grade 3, \$3,000 to \$3,600; average, \$3,300—					
Associate attorney.....	1 3, 100	1 3, 100	1 3, 009		
Associate architect.....	1 3, 100	1 3, 100	1 3, 009		
Associate scientist.....	1 3, 100	1 3, 100	1 3, 009		
Grade 2, \$2,400 to \$3,000; average, \$2,700—					
Assistant attorney.....	1 2, 400	1 2, 400	1 2, 400		
Subprofessional service—					
Grade 7, \$2,100 to \$2,700; average, \$2,400—					
Principal engineer draftsmen.....	2 2, 100	2 2, 100	1 2, 100		
Grade 6, \$1,860 to \$2,400; average, \$2,111.42—					
Senior engineer draftsmen.....	1 1, 920	1 1, 920	1 1, 872		
Grade 5, \$1,680 to \$2,040; average, \$1,860—					
Library assistant.....	1 1, 860	1 1, 860	1 1, 860		
Custodial service—					
Grade 4, \$1,140 to \$1,500; average, \$1,320—					
Head messenger.....	1 1, 140	1 1, 140	1 1, 140		
Grade 3, \$1,020 to \$1,260; average, \$1,140—					
Messengers.....	3 1, 080	3 1, 080	2 1, 027		
Grade 1, \$600 to \$780; average, \$690—					
Junior messengers.....	3 650	3 650	3 662		
Total number of employees.....	188	192 1/4	207 1/4		
Total salaries, departmental service.....	356, 170. 00	361, 790. 00	378, 044. 64		
Reserve.....		19, 710. 00			
	356, 170. 00	381, 500. 00	378, 044. 64		
The difference between 1927 and 1926 is due to decrease in force, \$5,620.					

General Expenses, Indian Service—

For pay of special agents, for traveling and incidental expenses of such special agents, including sleeping-car fare, and a per diem of not to exceed \$4 in lieu of subsistence, in the discretion of the Secretary of the Interior, when actually employed on duty in the field or ordered to the seat of government; for transportation and incidental expenses of officers and clerks of the Office of Indian Affairs when traveling on official duty; for pay of employees not otherwise provided for; for telegraph and telephone toll messages on business pertaining to the Indian Service sent and received by the Bureau of Indian Affairs at Washington; for expenses incident to the administration of the restricted or trust property of Indians under the Quapaw Indian Agency, reimbursable to the United States as provided in the act of February 14, 1920, 41 Stat. L., p. 416, and for other necessary expenses of the Indian Service for which no other appropriation is avail-

Estimates of appropriations required for the service of the fiscal year ending June 30, 1927—Continued

General object (title of appropriation), date of acts, references to Statutes at Large, or to Revised Statutes, and estimated amount required for each detailed object	Total amount to be appropriated under each head of appropriation	Amount appropriated for the fiscal year ending June 30, 1926
<i>General Expenses, Indian Service—Continued.</i>		
able, [§107,000] \$105,000: <i>Provided</i> , That not to exceed \$5,000 of this appropriation may be used for continuing the work of the Competency Commission to the Five Civilized Tribes of Oklahoma: <i>Provided</i> , That not to exceed \$15,000 of the amount herein appropriated may be expended out of applicable funds in the work of determining the competency of Indians on Indian reservations outside of the Five Civilized Tribes in Oklahoma (acts Mar. 3, 1885, vol. 10, p. 686, sec. 1; Mar. 3, 1925, vol. 43, p. 1146)	\$105, 000. 00	\$107, 000. 00

Estimates of appropriations required for the service of the fiscal year ending June 30, 1927—Continued

General object (title of appropriation), date of acts, references to Statutes at Large, or to Revised Statutes, and estimated amount required for each detailed object	Total amount to be appropriated under each head of appropriation	Amount appropriated for the fiscal year ending June 30, 1926																																																																																																																																																																																																																
Purchase and Transportation of Indian Supplies— For expenses necessary to the purchase of goods and supplies for the Indian Service, including inspection, pay of necessary employees, and all other expenses connected therewith, including advertising, storage, and transportation of Indian goods and supplies, \$500,000: <i>Provided</i> , That no part of the sum hereby appropriated shall be used for the maintenance of to exceed three warehouses in the Indian Service: <i>Provided further</i> , That no part of this appropriation shall be used in payment for any services except bill therefor is rendered within one year from the time the service is performed (<i>acts Aug. 15, 1876, vol. 19, p. 196, sec. 1; Mar. 3, 1925, vol. 43, p. 1146</i>)	\$500,000.00	\$500,000.00																																																																																																																																																																																																																
<table><thead><tr><th></th><th>Estimated expenditures, 1927 appropriation</th><th>Estimated expenditures, 1926 appropriation</th><th>Expended and obligated, 1925</th></tr></thead><tbody><tr><td>Field service:</td><td></td><td></td><td></td></tr><tr><td>Salaries and wages—</td><td></td><td></td><td></td></tr><tr><td>Salary range, \$2,700 to \$3,300; average, \$3,000—</td><td><i>Average—</i></td><td><i>Average—</i></td><td><i>Average—</i></td></tr><tr><td>Superintendents of warehouse.....</td><td><i>No. Salary</i></td><td><i>No. Salary</i></td><td><i>No. Salary</i></td></tr><tr><td>Salary range, \$1,860 to \$2,400; average, \$2,100—</td><td></td><td></td><td></td></tr><tr><td>Clerk.....</td><td>3 \$2,700</td><td>3 \$2,700</td><td>3 \$2,700</td></tr><tr><td>Salary range, \$1,680 to \$2,040; average, \$1,860—</td><td></td><td></td><td></td></tr><tr><td>Clerks.....</td><td>1 1,860</td><td>1 1,860</td><td>1 1,860</td></tr><tr><td>Salary range, \$1,500 to \$1,860; average, \$1,680—</td><td></td><td></td><td></td></tr><tr><td>Financial clerk.....</td><td>3 1,680</td><td>3 1,680</td><td>3 1,680</td></tr><tr><td>Clerks.....</td><td>1 1,500</td><td>1 1,500</td><td>1 1,500</td></tr><tr><td>Salary range, \$1,320 to \$1,680; average, \$1,500—</td><td></td><td></td><td></td></tr><tr><td>Clerks.....</td><td>4 1,500</td><td>4 1,500</td><td>3½ 1,500</td></tr><tr><td>Laborer-foreman.....</td><td>1 1,344</td><td>1 1,344</td><td>1 1,344</td></tr><tr><td>Salary range, \$1,140 to \$1,500; average, \$1,320—</td><td></td><td></td><td></td></tr><tr><td>Clerks.....</td><td>1 1,320</td><td>1 1,320</td><td>1 1,320</td></tr><tr><td>Salary range, \$900 to \$1,260; average, \$1,080—</td><td></td><td></td><td></td></tr><tr><td>Laborer and watchman.....</td><td>9½ 1,140</td><td>9½ 1,140</td><td>7½ 1,140</td></tr><tr><td>Watchman.....</td><td>1 1,140</td><td>1 1,140</td><td>1 1,140</td></tr><tr><td>Ungraded—</td><td></td><td></td><td></td></tr><tr><td>Laborers.....</td><td>1 960</td><td>1 960</td><td>1 960</td></tr><tr><td></td><td>15½ 1,002</td><td>15½ 1,002</td><td>10½ 1,009</td></tr><tr><td>Total average number of employees.....</td><td>44½</td><td>44½</td><td>37½</td></tr><tr><td>01 Total salaries and wages, field service.....</td><td>57,015.00</td><td>57,015.00</td><td>49,577.27</td></tr><tr><td>Supplies and materials:</td><td></td><td></td><td></td></tr><tr><td>0200 Stationery and office supplies.....</td><td>50.00</td><td>50.00</td><td>67.30</td></tr><tr><td>0230 Fuel.....</td><td>350.00</td><td>350.00</td><td>334.00</td></tr><tr><td>0280 Sundry supplies.....</td><td>500.00</td><td>600.00</td><td>507.00</td></tr><tr><td>02 Total supplies and materials.....</td><td>900.00</td><td>1,000.00</td><td>908.30</td></tr><tr><td>Communication service:</td><td></td><td></td><td></td></tr><tr><td>0500 Telegraph service.....</td><td>100.00</td><td>100.00</td><td>95.17</td></tr><tr><td>0510 Telephone service.....</td><td>500.00</td><td>500.00</td><td>467.78</td></tr><tr><td>05 Total communication service.....</td><td>600.00</td><td>600.00</td><td>562.95</td></tr><tr><td>Travel expenses:</td><td></td><td></td><td></td></tr><tr><td>0615 Transportation.....</td><td>2,500.00</td><td>2,500.00</td><td>2,197.07</td></tr><tr><td>0616 Subsistence.....</td><td>1,500.00</td><td>1,500.00</td><td>1,212.00</td></tr><tr><td>06 Total travel expenses.....</td><td>4,000.00</td><td>4,000.00</td><td>3,409.07</td></tr><tr><td>07 Transportation of things (service).....</td><td>429,285.00</td><td>418,900.00</td><td>437,782.83</td></tr><tr><td>10 Furnishing of heat, light, power, water, and electricity (service).....</td><td>1,500.00</td><td>1,500.00</td><td>1,134.08</td></tr><tr><td>Rents:</td><td></td><td></td><td></td></tr><tr><td>1100 Rent of buildings and structures.....</td><td>6,050.00</td><td>6,050.00</td><td>6,015.32</td></tr><tr><td>1110 Other rents.....</td><td>50.00</td><td>50.00</td><td>8.00</td></tr><tr><td>11 Total rents.....</td><td>6,100.00</td><td>6,100.00</td><td>6,023.32</td></tr><tr><td>12 Repairs and alterations.....</td><td>300.00</td><td>500.00</td><td>384.12</td></tr><tr><td>13 Special and miscellaneous expenses.....</td><td></td><td>85.00</td><td>27.77</td></tr><tr><td>Equipment:</td><td></td><td></td><td></td></tr><tr><td>3010 Furniture, furnishings, and fixtures.....</td><td></td><td></td><td>142.86</td></tr><tr><td>3050 Other equipment.....</td><td>300.00</td><td>300.00</td><td>47.43</td></tr><tr><td>30 Total equipment.....</td><td>300.00</td><td>300.00</td><td>190.29</td></tr><tr><td>Reserve.....</td><td></td><td>10,000.00</td><td></td></tr><tr><td>Total.....</td><td>500,000.00</td><td>500,000.00</td><td>500,000.00</td></tr></tbody></table>		Estimated expenditures, 1927 appropriation	Estimated expenditures, 1926 appropriation	Expended and obligated, 1925	Field service:				Salaries and wages—				Salary range, \$2,700 to \$3,300; average, \$3,000—	<i>Average—</i>	<i>Average—</i>	<i>Average—</i>	Superintendents of warehouse.....	<i>No. Salary</i>	<i>No. Salary</i>	<i>No. Salary</i>	Salary range, \$1,860 to \$2,400; average, \$2,100—				Clerk.....	3 \$2,700	3 \$2,700	3 \$2,700	Salary range, \$1,680 to \$2,040; average, \$1,860—				Clerks.....	1 1,860	1 1,860	1 1,860	Salary range, \$1,500 to \$1,860; average, \$1,680—				Financial clerk.....	3 1,680	3 1,680	3 1,680	Clerks.....	1 1,500	1 1,500	1 1,500	Salary range, \$1,320 to \$1,680; average, \$1,500—				Clerks.....	4 1,500	4 1,500	3½ 1,500	Laborer-foreman.....	1 1,344	1 1,344	1 1,344	Salary range, \$1,140 to \$1,500; average, \$1,320—				Clerks.....	1 1,320	1 1,320	1 1,320	Salary range, \$900 to \$1,260; average, \$1,080—				Laborer and watchman.....	9½ 1,140	9½ 1,140	7½ 1,140	Watchman.....	1 1,140	1 1,140	1 1,140	Ungraded—				Laborers.....	1 960	1 960	1 960		15½ 1,002	15½ 1,002	10½ 1,009	Total average number of employees.....	44½	44½	37½	01 Total salaries and wages, field service.....	57,015.00	57,015.00	49,577.27	Supplies and materials:				0200 Stationery and office supplies.....	50.00	50.00	67.30	0230 Fuel.....	350.00	350.00	334.00	0280 Sundry supplies.....	500.00	600.00	507.00	02 Total supplies and materials.....	900.00	1,000.00	908.30	Communication service:				0500 Telegraph service.....	100.00	100.00	95.17	0510 Telephone service.....	500.00	500.00	467.78	05 Total communication service.....	600.00	600.00	562.95	Travel expenses:				0615 Transportation.....	2,500.00	2,500.00	2,197.07	0616 Subsistence.....	1,500.00	1,500.00	1,212.00	06 Total travel expenses.....	4,000.00	4,000.00	3,409.07	07 Transportation of things (service).....	429,285.00	418,900.00	437,782.83	10 Furnishing of heat, light, power, water, and electricity (service).....	1,500.00	1,500.00	1,134.08	Rents:				1100 Rent of buildings and structures.....	6,050.00	6,050.00	6,015.32	1110 Other rents.....	50.00	50.00	8.00	11 Total rents.....	6,100.00	6,100.00	6,023.32	12 Repairs and alterations.....	300.00	500.00	384.12	13 Special and miscellaneous expenses.....		85.00	27.77	Equipment:				3010 Furniture, furnishings, and fixtures.....			142.86	3050 Other equipment.....	300.00	300.00	47.43	30 Total equipment.....	300.00	300.00	190.29	Reserve.....		10,000.00		Total.....	500,000.00	500,000.00	500,000.00		
	Estimated expenditures, 1927 appropriation	Estimated expenditures, 1926 appropriation	Expended and obligated, 1925																																																																																																																																																																																																															
Field service:																																																																																																																																																																																																																		
Salaries and wages—																																																																																																																																																																																																																		
Salary range, \$2,700 to \$3,300; average, \$3,000—	<i>Average—</i>	<i>Average—</i>	<i>Average—</i>																																																																																																																																																																																																															
Superintendents of warehouse.....	<i>No. Salary</i>	<i>No. Salary</i>	<i>No. Salary</i>																																																																																																																																																																																																															
Salary range, \$1,860 to \$2,400; average, \$2,100—																																																																																																																																																																																																																		
Clerk.....	3 \$2,700	3 \$2,700	3 \$2,700																																																																																																																																																																																																															
Salary range, \$1,680 to \$2,040; average, \$1,860—																																																																																																																																																																																																																		
Clerks.....	1 1,860	1 1,860	1 1,860																																																																																																																																																																																																															
Salary range, \$1,500 to \$1,860; average, \$1,680—																																																																																																																																																																																																																		
Financial clerk.....	3 1,680	3 1,680	3 1,680																																																																																																																																																																																																															
Clerks.....	1 1,500	1 1,500	1 1,500																																																																																																																																																																																																															
Salary range, \$1,320 to \$1,680; average, \$1,500—																																																																																																																																																																																																																		
Clerks.....	4 1,500	4 1,500	3½ 1,500																																																																																																																																																																																																															
Laborer-foreman.....	1 1,344	1 1,344	1 1,344																																																																																																																																																																																																															
Salary range, \$1,140 to \$1,500; average, \$1,320—																																																																																																																																																																																																																		
Clerks.....	1 1,320	1 1,320	1 1,320																																																																																																																																																																																																															
Salary range, \$900 to \$1,260; average, \$1,080—																																																																																																																																																																																																																		
Laborer and watchman.....	9½ 1,140	9½ 1,140	7½ 1,140																																																																																																																																																																																																															
Watchman.....	1 1,140	1 1,140	1 1,140																																																																																																																																																																																																															
Ungraded—																																																																																																																																																																																																																		
Laborers.....	1 960	1 960	1 960																																																																																																																																																																																																															
	15½ 1,002	15½ 1,002	10½ 1,009																																																																																																																																																																																																															
Total average number of employees.....	44½	44½	37½																																																																																																																																																																																																															
01 Total salaries and wages, field service.....	57,015.00	57,015.00	49,577.27																																																																																																																																																																																																															
Supplies and materials:																																																																																																																																																																																																																		
0200 Stationery and office supplies.....	50.00	50.00	67.30																																																																																																																																																																																																															
0230 Fuel.....	350.00	350.00	334.00																																																																																																																																																																																																															
0280 Sundry supplies.....	500.00	600.00	507.00																																																																																																																																																																																																															
02 Total supplies and materials.....	900.00	1,000.00	908.30																																																																																																																																																																																																															
Communication service:																																																																																																																																																																																																																		
0500 Telegraph service.....	100.00	100.00	95.17																																																																																																																																																																																																															
0510 Telephone service.....	500.00	500.00	467.78																																																																																																																																																																																																															
05 Total communication service.....	600.00	600.00	562.95																																																																																																																																																																																																															
Travel expenses:																																																																																																																																																																																																																		
0615 Transportation.....	2,500.00	2,500.00	2,197.07																																																																																																																																																																																																															
0616 Subsistence.....	1,500.00	1,500.00	1,212.00																																																																																																																																																																																																															
06 Total travel expenses.....	4,000.00	4,000.00	3,409.07																																																																																																																																																																																																															
07 Transportation of things (service).....	429,285.00	418,900.00	437,782.83																																																																																																																																																																																																															
10 Furnishing of heat, light, power, water, and electricity (service).....	1,500.00	1,500.00	1,134.08																																																																																																																																																																																																															
Rents:																																																																																																																																																																																																																		
1100 Rent of buildings and structures.....	6,050.00	6,050.00	6,015.32																																																																																																																																																																																																															
1110 Other rents.....	50.00	50.00	8.00																																																																																																																																																																																																															
11 Total rents.....	6,100.00	6,100.00	6,023.32																																																																																																																																																																																																															
12 Repairs and alterations.....	300.00	500.00	384.12																																																																																																																																																																																																															
13 Special and miscellaneous expenses.....		85.00	27.77																																																																																																																																																																																																															
Equipment:																																																																																																																																																																																																																		
3010 Furniture, furnishings, and fixtures.....			142.86																																																																																																																																																																																																															
3050 Other equipment.....	300.00	300.00	47.43																																																																																																																																																																																																															
30 Total equipment.....	300.00	300.00	190.29																																																																																																																																																																																																															
Reserve.....		10,000.00																																																																																																																																																																																																																
Total.....	500,000.00	500,000.00	500,000.00																																																																																																																																																																																																															
Inspectors, Indian Service— For pay of special Indian Service inspector and [four] two Indian Service inspectors, and actual traveling and incidental expenses, and not to exceed \$4 per diem in lieu of subsistence when actually employed on duty in the field away from home or designated headquarters (<i>acts Aug. 1, 1914, vol. 38, p. 586, sec. 1; Mar. 3, 1925, vol. 43, p. 1146</i>)	16,000.00	22,000.00																																																																																																																																																																																																																

Estimates of appropriations required for the service of the fiscal year ending June 30, 1927—Continued

General object (title of appropriation), date of acts, references to Statutes at Large, or to Revised Statutes, and estimated amount required for each detailed object				Total amount to be appropriated under each head of appropriation	Amount appropriated for the fiscal year ending June 30, 1926
<i>Inspectors, Indian Service—Continued.</i>					
	Estimated expenditures, 1927 appropriation	Estimated expenditures, 1926 appropriation	Expended and obligated, 1925		
Field service:					
Salaries and wages—	<i>Average—</i>	<i>Average—</i>	<i>Average—</i>		
Salary range, \$3,800 to \$5,000; average, \$4,400—	No. Salary	No. Salary	No. Salary		
Special inspector	1 \$3,800	1 \$3,800	1 \$3,800		
Salary range, \$3,000 to \$3,600; average, \$3,300—					
Inspectors	2 3,000	4 3,000	2½ 3,000		
Total average number of employees	5	5	3½		
01 Total salaries and wages, field service	9,800.00	15,800.00	12,123.75		
02 Supplies and materials			42.18		
Communication service:					
0500 Telegraph service	25.00	25.00	13.17		
0510 Telephone service	25.00	25.00	31.00		
0520 Other communication service			3.50		
05 Total communication service	50.00	50.00	47.67		
Travel expenses:					
0615 Transportation	2,500.00	2,300.00	1,533.74		
0616 Subsistence	3,500.00	3,300.00	3,934.00		
06 Total travel expenses	6,000.00	5,600.00	5,467.74		
11 Rents			20.00		
13 Special and miscellaneous expenses	150.00	50.00	24.30		
30 Equipment			32.50		
Reserve		500.00			
Total	16,000.00	22,000.00	17,758.14		
<i>Pay of Judges, Indian Courts—</i>					
For pay of 70 judges of Indian courts where tribal relations now exist (acts June 29, 1888, vol. 25, p. 233, sec. 1; Mar. 3, 1925, vol. 43, p. 1147)				\$8,400.00	\$8,400.00
	Estimated expenditures, 1927 appropriation	Estimated expenditures, 1926 appropriation	Expended and obligated, 1925		
Field service:					
Salaries and wages—	<i>Average—</i>	<i>Average—</i>	<i>Average—</i>		
Ungraded—	No. Salary	No. Salary	No. Salary		
Judges	70 \$120	68½ \$120	70 \$140		
Total average number of employees	70	68½	70		
01 Total salaries and wages	8,400	8,200	9,853		
Reserve		200			
Total	8,400	8,400	9,853		
<i>Pay of Indian Police—</i>					
For pay of Indian police, including chiefs of police at not to exceed \$60 per month each and privates at not to exceed \$40 per month each, to be employed in maintaining order, for purchase of equipments and supplies, and for rations for policemen at nonration agencies (acts May 27, 1878, vol. 20, p. 86, sec. 1; Mar. 3, 1925, vol. 43, p. 1147)				165,000.00	177,760.00
	Estimated expenditures, 1927 appropriation	Estimated expenditures, 1926 appropriation	Expended and obligated, 1925		
Field service:					
Salaries and wages—	<i>Average—</i>	<i>Average—</i>	<i>Average—</i>		
Salary range, \$420 to \$480; average, \$450—	No. Salary	No. Salary	No. Salary		
Privates	83 \$480	83 \$480	88 \$480		
Privates	128 420	128 420	135½ 420		
Salary range, \$600 to \$720; average, \$660—					
Chiefs of police	50 720	50 720	51 720		
Chiefs of police	7 600	7 600	8 600		
Total average number of employees	268	268	282½		
01 Total salaries and wages, field service	133,800.00	133,800.00	142,571.16		

¹Shortened grade for Indian Service.

Estimates of appropriations required for the service of the fiscal year ending June 30, 1927—Continued

General object (title of appropriation), date of acts, references to Statutes at Large, or to Revised Statutes, and estimated amount required for each detailed object				Total amount to be appropriated under each head of appropriation	Amount appropriated for the fiscal year ending June 30, 1926
<i>Pay of Indian Police—Continued.</i>					
	Estimated expenditures, 1927 appropriation	Estimated expenditures, 1926 appropriation	Expended and obligated, 1925		
Supplies and materials:					
0230 Fuel.....	\$1,600.00	\$1,600.00	\$1,580.99		
0240 Wearing apparel and sewing supplies.....	10,000.00	14,000.00	8,096.85		
0250 Forage and other supplies for animals.....	3,000.00	4,000.00	2,493.62		
0260 Provisions.....	13,000.00	15,000.00	8,879.68		
0280 Sundry supplies.....	2,940.00	4,000.00	515.69		
02 Total supplies and materials.....	30,540.00	38,600.00	21,566.83		
12 Repairs and alterations.....			151.97		
13 Special and miscellaneous expenses.....	60.00	360.00	31.64		
Equipment:					
3000 Passenger-carrying vehicles.....			718.00		
3010 Furniture, furnishings, and fixtures.....			129.43		
3030 Other equipment.....	600.00	3,000.00	268.00		
30 Total equipment.....	600.00	3,000.00	1,115.43		
Reserve.....		2,000.00			
Total.....	165,000.00	177,760.00	165,437.03		
<i>Suppressing Liquor Traffic among Indians—</i>					
For the suppression of the traffic in intoxicating liquors and deleterious drugs, including peyote, among Indians (acts Jan. 30, 1897, vol. 29, p. 506, sec. 1; May 25, 1918, vol. 40, p. 563, sec. 1; Mar. 3, 1925, vol. 43, p. 1147).....				\$22,000.00	\$22,000.00
	Estimated expenditures, 1927 appropriation	Estimated expenditures, 1926 appropriation	Expended and obligated, 1925		
Field service:					
Salaries and wages—	Average—	Average—	Average—		
Salary range, \$1,860 to \$2,200; average, \$2,000 ¹ —	No. Salary	No. Salary	No. Salary		
Special officers.....	7 \$1,860.00	7 \$1,860.00	6 \$1,860.00		
Total average number of employees.....	7	7	6		
Total salaries and wages, field service.....	13,020.00	13,020.00	11,160.00		
Possemen, deputies, etc., \$5 to \$2.50 per diem.....			1,163.00		
01 Total salaries and wages.....	13,020.00	13,020.00	12,263.00		
Travel expenses:					
0615 Transportation.....	5,100.00	5,100.00	6,403.43		
0616 Subsistence.....	3,000.00	3,200.00	4,299.00		
06 Total travel expenses.....	8,100.00	8,300.00	10,702.43		
12 Repairs and alterations.....	330.00	100.00	196.10		
13 Special and miscellaneous expenses.....		80.00	4.00		
Equipment:					
3000 Passenger-carrying vehicles.....	550.00		453.00		
3010 Furniture, furnishings, and fixtures.....			35.00		
30 Total equipment.....	550.00		488.00		
Reserve.....		50.00			
Total.....	22,000.00	22,000.00	23,653.53		
¹ Shortened grade for Indian Service.					
<i>Indian Agency Buildings—</i>					
For construction, lease, purchase, repair and improvement of agency buildings, including the purchase of necessary lands and the installation, repair, and improvement of heating, lighting, power, and sewerage and water systems in connection therewith, \$150,000: <i>Provided</i> , That this appropriation shall be available for the payment of salaries and expenses of persons employed in the supervision of construction or repair work of roads and bridges on Indian reservations and other lands devoted to the Indian Service: [<i>Provided further</i> , That the Secretary of the Interior is authorized to allow employees in the Indian Service, who are furnished quarters, necessary heat and light for such quarters without charge, such heat and light to be paid for out of the fund chargeable with the cost of heating and lighting other buildings at the same place] (acts Mar. 1, 1893, vol. 28, p. 448, sec. 1; Mar. 3, 1911, vol. 36, p. 1060, sec. 1; Mar. 3, 1925, vol. 43, p. 1147).....				150,000.00	150,000.00

Estimates of appropriations required for the service of the fiscal year ending June 30, 1927—Continued

General object (title of appropriation), date of acts, references to Statutes at Large, or to Revised Statutes, and estimated amount required for each detailed object	Total amount to be appropriated under each head of appropriation	Amount appropriated for the fiscal year ending June 30, 1926
--	--	--

Indian Agency Buildings—Continued.

	Estimated expenditures, 1927 appropriation	Estimated expenditures, 1926 appropriation	Expended and obligated, 1925
Field service:			
Salaries and wages—			
Salary range, \$2,400 to \$3,000; average, \$2,700—	Average—	Average—	Average—
Superintendent of construction	No. Salary	No. Salary	No. Salary
	1 2,600	1 2,600	1 2,600
Total average number of employees	1 1,734.00	1 1,734.00	1 1,753.36
01 Total salaries and wages, field service	1,734.00	1,734.00	1,753.36
02 Supplies and materials	50.00	50.00	15.77
Travel expenses:			
0615 Transportation	200.00	200.00	117.35
0616 Subsistence	500.00	500.00	401.00
06 Total travel expenses	700.00	700.00	518.35
11 Rents	40,000.00	40,000.00	38,834.39
12 Repairs and alterations	97,000.00	89,000.00	47,853.10
13 Special and miscellaneous expenses	516.00	516.00	
31 Land and interest in land			3,125.00
32 Structures and parts and nonstructural improvements to land	10,000.00	8,000.00	5,863.32
Reserve		10,000.00	
Total	150,000.00	150,000.00	97,963.29

Vehicles, Indian Service—

That not to exceed \$150,000 of applicable appropriations made herein for the Bureau of Indian Affairs shall be available for the maintenance, repair, and operation of motor-propelled and horse-drawn passenger-carrying vehicles for the use of superintendents, farmers, physicians, field matrons, allotting, irrigation, and other employees in the Indian field service: *Provided*, That not to exceed \$14,000 may be used in the purchase of horse-drawn passenger-carrying vehicles, and not to exceed \$35,000 for the purchase of motor-propelled passenger-carrying vehicles, and that such vehicles shall be used only for official service: *Provided further*, That such motor-propelled vehicles shall be purchased from the War Department, if practicable (acts July 16, 1914, vol. 38, p. 508, sec. 5; Mar. 3, 1925, vol. 43, p. 1147).

Determining Heirs of Deceased Indian Allottees—

For the purpose of determining the heirs of deceased Indian allottees having right, title, or interest in any trust or restricted property, under regulations prescribed by the Secretary of the Interior, ~~[\$83,680]~~ \$70,800, reimbursable as provided by existing law: *Provided*, That the Secretary of the Interior is hereby authorized to use not to exceed ~~[\$17,000]~~ \$14,000 for the employment of additional clerks in the Indian Office in connection with the work of determining the heirs of deceased Indians, and examining their wills, out of the ~~[\$83,680]~~ \$70,800 appropriated herein: *Provided further*, That the provisions of this paragraph shall not apply to the Osage Indians nor to the Five Civilized Tribes of Oklahoma (acts June 25, 1910, vol. 36, p. 855, sec. 1; Feb. 14, 1920, vol. 41, p. 413, sec. 1; Mar. 3, 1921, vol. 41, p. 1230, sec. 1; Mar. 3, 1925, vol. 43, p. 1147).

\$70,800.00

\$83,680.00

	Estimated expenditures, 1927 appropriation	Estimated expenditures, 1926 appropriation	Expended and obligated, 1925
Departmental service:			
Salaries—			
Professional service—			
Grade 3, \$3,000 to \$3,600; average, \$3,300—	Average—	Average—	Average—
Associate attorney	No. Salary	No. Salary	No. Salary
	1 3,100	1 3,100	1 3,050
Grade 2, \$2,400 to \$3,000; average, \$2,700—			
Assistant attorneys	3 2,400	3 2,400	1 2,400
Grade 1, \$1,860 to \$2,400; average, \$2,111.42—			
Junior attorneys			2 2,150
Clerical, administrative, and fiscal service—			
Grade 5, \$1,850 to \$2,400; average, \$2,111.42—			
Senior clerk		1 1,860	1 1,860
Grade 3, \$1,500 to \$1,860; average, \$1,680—			1 2,400
Senior stenographers	2 1,650	2 1,650	1 1,710
Total average number of employees	6	6 1/3	6 1/3
Total salaries, departmental service	13,600.00	13,750.00	14,973.65
The difference between 1927 and 1926 is due to decrease in force, \$150.			

Estimates of appropriations required for the service of the fiscal year ending June 30, 1927—Continued

General object (title of appropriation), date of acts, references to Statutes at Large, or to Revised Statutes, and estimated amount required for each detailed object				Total amount to be appropriated under each head of appropriation	Amount appropriated for the fiscal year ending June 30, 1926
<i>Determining Heirs of Deceased Indian Allottees—Continued.</i>					
	Estimated expenditures, 1927 appropriation	Estimated expenditures, 1926 appropriation	Expended and obligated, 1925		
Field service:					
Salaries and wages—	Average—	Average—	Average—		
Salary range, \$2,400 to \$3,000; average, \$2,700—	No. Salary	No. Salary	No. Salary		
Examiners of inheritance.....	11 \$2,700.00	12½ \$2,666.00	13 \$2,400.00		
Salary range, \$1,320 to \$1,680; average, \$1,500—					
Stenographers and typewriters.....	11 \$1,500.00	12½ \$1,484.00	13 \$1,320.00		
Total average number of employees.....	22	24½	26		
Total salaries and wages, field service.....	46,200.00	50,930.00	48,360.00		
The difference between 1927 and 1926 is due to decrease in force and adjustment of compensation, \$530.					
Temporary interpreters, \$3 to \$2 per diem.....	3,800.00	4,000.00	4,019.59		
Total salaries and wages, field service.....	50,000.00	54,930.00	52,379.59		
01 Total personal services.....	63,600.00	68,680.00	67,353.24		
02 Supplies and materials.....	100.00	300.00	566.42		
Travel expenses:					
0615 Transportation.....	5,200.00	6,600.00	5,988.29		
0616 Subsistence.....	300.00	500.00	69.00		
06 Total travel expenses.....	5,500.00	7,100.00	6,057.29		
07 Transportation of things (service).....	50.00	100.00	55.52		
10 Furnishing of heat, light, power, water, and electricity (service).....	100.00	250.00	199.44		
11 Rents.....	1,000.00	1,000.00	2,231.25		
12 Repairs and alterations.....	100.00	500.00	406.51		
13 Special and miscellaneous expenses.....		750.00	7.75		
Equipment:					
3000 Passenger-carrying vehicles.....		1,000.00	908.34		
3010 Furniture, furnishings, and fixtures.....		500.00	110.00		
3050 Other equipment.....	350.00	500.00			
30 Total equipment.....	350.00	2,000.00	1,018.34		
Reserve.....		3,000.00			
Total.....	70,800.00	83,680.00	77,895.76		
<i>Probate Attorneys, Five Civilized Tribes, Oklahoma—</i>					
For salaries and expenses of such attorneys and other employees as the Secretary of the Interior may, in his discretion, deem necessary in probate matters affecting restricted allottees or their heirs in the Five Civilized Tribes and in the several tribes of the Quapaw Agency, and for the costs and other necessary expenses incident to suits instituted or conducted by such attorneys, [\$40,000] \$38,800: Provided, That no part of this appropriation shall be available for the payment of attorneys or other employees unless appointed after a competitive examination by the Civil Service Commission and from an eligible list furnished by such commission (acts Aug. 1, 1914, vol. 38, p. 698, sec. 17; Mar. 3, 1925, vol. 43, p. 1147)					
	Estimated expenditures, 1927 appropriation	Estimated expenditures, 1926 appropriation	Expended and obligated, 1925	\$38,800.00	\$40,000.00
Field service:					
Salaries and wages—	Average—	Average—	Average—		
Salary range, \$3,000 to \$3,600; average, \$3,300—	No. Salary	No. Salary	No. Salary		
Probate attorney.....	1 \$3,000	1 \$3,000	1 \$3,000		
Salary range, \$2,700 to \$3,300; average, \$3,000—					
Probate attorneys.....	7 2,786	7 2,786	6½ 2,800		
Salary range, \$2,100 to \$2,700; average, \$2,400—					
Probate clerk.....	1 2,100	1 2,100	1 2,100		
Salary range, \$1,500 to \$1,860; average, \$1,680—					
Probate clerk.....			1 1,500		
Salary range, \$1,320 to \$1,680; average, \$1,500—					
Probate clerk.....	1 1,500	1 1,500	1 1,500		
Clerks.....	2 1,320	2 1,320	3 1,320		
Clerk-stenographers.....	2 1,320	2 1,320	3 1,320		
Salary range, \$1,140 to \$1,500; average, \$1,320—					
Assistant clerk-stenographer.....	1 1,320	1 1,320	1 1,329		
Clerks.....	1 1,140	2 1,170	2 1,170		
Total average number of employees.....	16	17	19½		
01 Total salaries and wages, field service.....	33,840.00	35,040.00	37,164.93		
02 Supplies and materials.....			7.60		

Estimates of appropriations required for the service of the fiscal year ending June 30, 1927—Continued

General object (title of appropriation), date of acts, references to Statutes at Large, or to Revised Statutes, and estimated amount required for each detailed object				Total amount to be appropriated under each head of appropriation	Amount appropriated for the fiscal year ending June 30, 1926
<i>Probate Attorneys, Five Civilized Tribes, Oklahoma—Continued.</i>					
	Estimated expenditures, 1927 appropriation	Estimated expenditures, 1926 appropriation	Expended and obligated, 1925		
Communication service:					
0500 Telegraph service.....			\$4.56		
0510 Telephone service.....	\$650.00	\$700.00	659.24		
0520 Other communication service.....	50.00	50.00	17.77		
05 Total communication service.....	700.00	750.00	681.57		
Travel expenses:					
0615 Transportation.....	2,750.00	2,500.00	3,622.48		
0616 Subsistence.....	500.00	500.00	1,300.00		
06 Total travel expenses.....	3,250.00	3,000.00	4,922.48		
Printing, binding, photographing, etc.					
08 Printing, binding, photographing, etc.....			13.50		
11 Rents.....	1,000.00	1,000.00	1,017.50		
12 Repairs and alterations.....			79.27		
13 Special and miscellaneous expenses.....	10.00	210.00	61.65		
30 Equipment.....			465.00		
Total.....	38,800.00	40,000.00	44,413.50		
<i>Expenses of Indian Commissioners—</i>					
For expenses of the Board of Indian Commissioners, \$10,000, of which amount not to exceed \$7,560 may be expended for personal services in the District of Columbia (<i>acts Apr. 10, 1869, vol. 16, p. 40, sec. 4; Mar. 3, 1925, vol. 43, p. 1148</i>).....				\$10,000.00	\$10,000.00
	Estimated expenditures, 1927 appropriation	Estimated expenditures, 1926 appropriation	Expended and obligated, 1925		
Departmental service:					
Salaries—					
Clerical, administrative, and fiscal service—					
Grade 11, \$3,800 to \$5,000; average, \$4,400—					
Administrative officer.....					
Grade 5, \$1,860 to \$2,400; average, \$2,100—					
Senior clerk.....					
Grade 3, \$1,500 to \$1,860; average, \$1,680—					
Senior stenographer.....					
Total number of employees.....					
Total salaries and wages, field service.....					
Temporary stenographic service.....					
01 Total salaries, departmental service.....	7,460.00	7,460.00	7,379.18		
02 Supplies and materials.....	100.00	100.00	102.07		
Communication service:					
0500 Telegraph service.....					
0510 Telephone service.....					
05 Total communication service.....	75.00	75.00	63.39		
Travel expenses:					
0615 Transportation.....					
0616 Subsistence.....					
06 Total travel expenses.....	2,365.00	1,865.00	2,603.31		
Reserve.....					
Total.....	10,000.00	10,000.00	10,147.95		
<i>Surveying and Allotting Indian Reservations (Reimbursable)—</i>					
For the survey, resurvey, classification, and allotment of lands in severalty under the provisions of the act of February 8, 1887 (Twenty-fourth Statutes at Large, page 388), entitled "An act to provide for the allotment of lands in severalty to Indians," and under any other act or acts providing for the survey or allotment of Indian lands, [\$50,000], \$45,000, reimbursable: <i>Provided</i> , That no part of said sum shall be used for the survey, resurvey, classification, or allotment of any land in severalty on the public domain to any Indian, whether of the Navajo or other tribes, within the State of New Mexico and the State of Arizona, who was not residing upon the public domain prior to June 30, 1914 (<i>acts Feb. 8, 1887, vol. 24, p. 388, sec. 1; Mar. 3, 1925, vol. 43, p. 1148</i>).....				45,000.00	50,000.00

Estimates of appropriations required for the service of the fiscal year ending June 30, 1927—Continued

General object (title of appropriation), date of acts, references to Statutes at Large, or to Revised Statutes, and estimated amount required for each detailed object				Total amount to be appropriated under each head of appropriation	Amount appropriated for the fiscal year ending June 30, 1926
<i>Surveying and Allotting Indian Reservations (Reimbursable)—Continued.</i>					
	Estimated expenditures, 1927 appropriation	Estimated expenditures, 1926 appropriation	Expended and obligated, 1925		
Field service:					
Salaries and wages—					
Salary range, \$2,200 to \$2,700; average, \$2,450—	Average— No. Salary	Average— No. Salary	Average— No. Salary		
Special allotting agents	3 \$2,333.00	3 \$2,333.00	3 \$2,333.00		
Salary range, \$2,100 to \$2,700; average, \$2,400 ¹ —					
Surveyor	1 2,100.00	1 2,100.00			
Total average number of employees	4	4	3		
Total salaries and wages, field service	9,100.00	9,100.00	7,000.00		
Miscellaneous and temporary labor, \$8 to \$2.50 per diem	20,000.00	18,500.00	29,438.58		
01 Total salaries and wages	29,100.00	27,600.00	36,438.58		
Supplies and materials:					
0200 Stationery and office supplies	50.00	50.00			
0230 Fuel	500.00	500.00	494.64		
0250 Forage and other supplies for animals	500.00	500.00	384.00		
0260 Provisions	5,500.00	5,500.00	4,214.58		
0280 Sundry supplies	1,000.00	3,000.00	83.08		
02 Total supplies and materials	7,550.00	9,550.00	5,176.30		
05 Communication service			4.06		
Travel expenses:					
0615 Transportation	3,000.00	5,000.00	2,780.41		
0616 Subsistence	1,300.00	2,000.00	1,158.00		
06 Total travel expenses	4,300.00	7,000.00	3,938.41		
07 Transportation of things (service)	500.00	500.00	447.92		
Printing, binding, photographing, etc.:					
0800 Printing and binding	150.00	150.00	116.00		
0830 Photographing and blue prints	100.00	100.00	9.86		
08 Total printing, binding, photographing, etc.	250.00	250.00	125.86		
10 Furnishing of heat, light, power, water, and electricity (service)			76.50		
Rents:					
1100 Rent of buildings and structures	300.00	300.00	653.50		
1110 Other rents	400.00	400.00	584.55		
11 Total rents	700.00	700.00	1,238.05		
12 Repairs and alterations	1,500.00	1,500.00	1,513.14		
13 Special and miscellaneous expenses	500.00	400.00	286.79		
Equipment:					
3010 Furniture, furnishings, and fixtures	100.00		81.82		
3040 Livestock			100.00		
3050 Other equipment	500.00	500.00	543.66		
30 Total equipment	600.00	500.00	725.48		
Reserve		2,000.00			
Outstanding obligations			1,828.91		
Total	48,000.00	50,000.00	51,800.00		
¹ Shortened grade for Indian Service.					
<i>Advertising Sale of Indian Lands (Reimbursable)—</i>					
For the payment of newspaper advertisements of sales of Indian lands, \$1,000; \$500, reimbursable from payments by purchasers of costs of sale, under such rules and regulations as the Secretary of the Interior may prescribe (acts Feb. 14, 1920, vol. 41, p. 414, sec. 1; Mar. 3, 1925, vol. 43, p. 1148)				\$500.00	\$1,000.00
	Estimated expenditures, 1927 appropriation	Estimated expenditures, 1926 appropriation	Expended and obligated, 1925		
09 Advertising and publication of notices	\$500.00	\$800.00	\$426.78		
Reserve		200.00			
Total	500.00	1,000.00	426.78		

Estimates of appropriations required for the service of the fiscal year ending June 30, 1927—Continued

General object (title of appropriation), date of acts, references to Statutes at Large, or to Revised Statutes, and estimated amount required for each detailed object	Total amount to be appropriated under each head of appropriation	Amount appropriated for the fiscal year ending June 30, 1926
Counsel for Pueblo Indians of New Mexico— For the pay of one special attorney for the Pueblo Indians of New Mexico, to be designated by the Secretary of the Interior, and for necessary traveling expenses of said attorney, [\$3,000] \$3,500 , or so much thereof as the Secretary of the Interior may deem necessary (<i>acts July 1, 1898, vol. 30, p. 594, sec. 1; June 30, 1919, vol. 41, p. 13, sec. 13; Mar. 3, 1925, vol. 43, p. 1148</i>)	\$3, 500. 00	\$3, 000. 00

	Estimated expenditures, 1927 appropriation	Estimated expenditures, 1926 appropriation	Expended and obligated, 1925
Field service:			
Salaries and wages—	<i>Average—</i>	<i>Average—</i>	<i>Average—</i>
Salary range, \$3,000 to \$3,300; average, \$3,150 ¹ —	No. Salary	No. Salary	No. Salary
01 Special attorney for Pueblo Indians	1 \$3, 000. 00	1 \$3, 000. 00	1 \$3, 000. 00
06 Travel expenses	500. 00		
13 Special and miscellaneous expenses			355. 45
Total	3, 500. 00	3, 000. 00	3, 355. 45

¹ Shortened grade for Indian Service.**Sale of Unallotted Lands, etc., Five Civilized Tribes (Tribal Funds)—**

For payment of salaries of employees and other expenses of advertising and sale in connection with the further sales of unallotted lands and other tribal property belonging to any of the Five Civilized Tribes, including the advertising and sale of the land within the segregated coal and asphalt area of the Choctaw and Chickasaw Nations, or of the surface thereof, as provided for in the act approved February 22, 1921, entitled "An act authorizing the Secretary of the Interior to offer for sale remainder of the coal and asphalt deposits in segregated mineral land in the Choctaw and Chickasaw Nations, State of Oklahoma" (Forty-first Statutes at Large, page 1107), and of the improvements thereon, which is hereby expressly authorized, and for other work necessary to a final settlement of the affairs of the Five Civilized Tribes, **[\$6,860] \$6,500**, to be paid from the proceeds of sales of such tribal lands and property: *Provided*, That not to exceed \$2,000 of such amount may be used in connection with the collection of rents of unallotted lands and tribal buildings: *Provided further*, That the Secretary of the Interior is hereby authorized to continue during the ensuing fiscal year the tribal and other schools among the Choctaw, Chickasaw, Creek, and Seminole Tribes from the tribal funds of those nations, within his discretion and under such rules and regulations as he may prescribe: *Provided further*, That for the current fiscal year money may be so expended from such tribal funds for equalization of allotments, per capita, and other payments authorized by law to individual members of the respective tribes, tribal and other Indian schools under existing law, salaries and contingent expenses of the governor of the Chickasaw Nation and chief of the Choctaw Nation and one mining trustee for the Choctaw and Chickasaw Nations at salaries at the rate heretofore paid and the chief of the Creek Nation at a salary not to exceed \$600 per annum, and one attorney each for the Choctaw and Chickasaw Tribes employed under contract approved by the President under existing law: *Provided further*, That the expenses of any of the above-named officials shall not exceed \$1,500 per annum each for chiefs and governor except in the case of tribal attorneys whose expenses shall be determined and limited by the Commissioner of Indian Affairs, not to exceed \$2,000: *And provided further*, That the Secretary of the Interior is hereby empowered, during the fiscal year ending June 30, **[1926] 1927**, to expend funds of the Choctaw, Chickasaw, Creek, and Seminole Nations available for school purposes under existing law for such repairs, improvements, or new buildings as he may deem essential for the proper conduct of the several schools of said tribes (*acts July 1, 1902, vol. 32, p. 542, sec. 14; Aug. 1, 1914, vol. 38, p. 599, sec. 17; Mar. 3, 1925, vol. 43, p. 1148*).

	Estimated expenditures, 1927 appropriation	Estimated expenditures, 1926 appropriation	Expended and obligated, 1925
Field service:			
Salaries and wages—	<i>Average—</i>	<i>Average—</i>	<i>Average—</i>
Salary range, \$2,100 to \$2,700; average, \$2,400—	No. Salary	No. Salary	No. Salary
Clerk	1 \$2, 100	1 \$2, 100	1 \$2, 100
Salary range, \$1,680 to \$2,040; average, \$1,860—			
Clerk	1 1, 680	1 1, 680	1 1, 680
Salary range, \$1,140 to \$1,500; average, \$1,320—			
Clerk	1 1, 260	1 1, 260	1 1, 280
Total average number of employees	3	3	3
01 Total salaries and wages	5, 040. 00	5, 040. 00	5, 039. 50
06 Travel expenses	300. 00	300. 00	239. 28
09 Printing, binding, photographing, etc.	500. 00	500. 00	439. 75
09 Advertising and publication of notices	60. 00	60. 00	17. 25
13 Special and miscellaneous expenses	600. 00	960. 00	333. 72
Total	6, 500. 00	6, 860. 00	6, 069. 50

Estimates of appropriations required for the service of the fiscal year ending June 30, 1927—Continued

General object (title of appropriation), date of acts, references to Statutes at Large, or to Revised Statutes, and estimated amount required for each detailed object				Total amount to be appropriated under each head of appropriation	Amount appropriated for the fiscal year ending June 30, 1926
Purchase of Lands for Landless Indians in California— For the purchase of lands for the homeless Indians in California, including improvements thereon, for the use and occupancy of said Indians, \$7,000, said funds to be expended under such regulations and conditions as the Secretary of the Interior may prescribe (<i>acts May 27, 1902, vol. 32, p. 257, sec. 1; Mar. 3, 1925, vol. 43, p. 1149</i>)-----				\$7,000.00	\$7,000.00
	Estimated expenditures, 1927 appropriation	Estimated expenditures, 1926 appropriation	Expended and obligated, 1925		
31 Land and interests in land Reserve.....	\$7,000	\$6,500 500	\$3,150		
Total.....	7,000	7,000	3,150		
[Purchase of Land for the Temoak Band of Homeless Indians, Ruby Valley, Nevada—] [For the purchase of land, with sufficient water right attached, for the Temoak Band of homeless Indians in Ruby Valley, Nevada]-----					25,000.00
	Estimated expenditures, 1927 appropriation	Estimated expenditures, 1926 appropriation	Expended and obligated, 1925		
31 Land and interest in land.....		\$25,000			
Purchase of Lands for Choctaw Indians, Mississippi— For the purchase of lands, including improvements thereon, not exceeding eighty acres for any one family, for the use and occupancy of the full-blood Choctaw Indians of Mississippi, to be expended under conditions to be prescribed by the Secretary of the Interior for its repayment to the United States under such rules and regulations as he may direct (<i>acts May 25, 1918, vol. 40, p. 573, sec. 9; Mar. 3, 1925, vol. 43, p. 1149</i>)-----				3,500.00	4,000.00
	Estimated expenditures, 1927 appropriation	Estimated expenditures, 1926 appropriation	Expended and obligated, 1925		
31 Land and interest in land Reserve.....	\$3,500	\$3,800 200	\$3,500		
Total.....	3,500	4,000	3,500		
Expenses, Closing Affairs Eastern Cherokees, North Carolina— For carrying out the provisions of the act entitled "An act providing for the final disposition of the affairs of the Eastern Band of Cherokee Indians in North Carolina," approved June 4, 1924, [\$10,000] \$8,000, or so much thereof as may be necessary (<i>act Mar. 3, 1925, vol. 43, p. 1149</i>)-----				8,000.00	10,000.00
	Estimated expenditures, 1927 appropriation	Estimated expenditures, 1926 appropriation	Expended and obligated, 1925		
01 Total salaries and wages (irregular labor, \$10 to \$2 per diem).....	\$4,500	\$4,500			
02 Sundry supplies.....	1,000	1,500			
06 Travel expense.....	500	500			
13 Special and miscellaneous expenses.....	1,500	2,000			
30 Equipment Reserve.....	500	1,000 500			
Total.....	8,000	10,000			

Estimates of appropriations required for the service of the fiscal year ending June 30, 1927—Continued

General object (title of appropriation), date of acts, references to Statutes at Large, or to Revised Statutes, and estimated amount required for each detailed object				Total amount to be appropriated under each head of appropriation	Amount appropriated for the fiscal year ending June 30, 1926
Kiowas, Comanches, and Apaches, Homesteads, Oklahoma (Tribal Funds)— For maintenance and support and improvement of the homesteads of the Kiowa, Comanche, and Apache Tribes of Indians in Oklahoma, [\$150,000] \$100,000, to be paid from the funds held by the United States in trust for said Indians and to be expended under such rules and regulations as the Secretary of the Interior may prescribe: <i>Provided, That the Secretary of the Interior shall report to Congress on the first Monday in December, [1926] 1927, a detailed statement as to all moneys expended as provided for herein (acts Apr. 4, 1910, vol. 36, p. 280, sec. 18; Mar. 3, 1925, vol. 43, p. 1149).</i>					
	Estimated expenditures, 1927 appropriation	Estimated expenditures, 1926 appropriation	Expended and obligated, 1925		
5230 Payments to Indians of trust funds (per capita payments).....	\$100,000	\$150,000	\$195,050		
Industrial Work and Care of Timber— For the purposes of preserving living and growing timber on Indian reservations and allotments, and to educate Indians in the proper care of forests; for expenses incidental to the sale of timber, reimbursable to the United States as provided in the act of February 14, 1920, 41 Stat. L., p. 415; for the employment of suitable persons as matrons to teach Indian women and girls housekeeping and other household duties, for necessary traveling expenses of such matrons, and for furnishing necessary equipments and supplies and renting quarters for them where necessary; for the conducting of experiments on Indian school or agency farms designed to test the possibilities of soil and climate in the cultivation of trees, grains, vegetables, cotton, and fruits, and for the employment of practical farmers and stockmen, in addition to the agency and school farmers now employed; for necessary traveling expenses of such farmers and stockmen and for furnishing necessary equipment and supplies for them; and for superintending and directing farming and stock raising among Indians, [\$422,000] \$500,000, of which sum not less than [\$50,000] \$65,000 shall be used for the employment of field matrons and nurses: <i>Provided, That the foregoing shall not, as to timber, apply to the Menominee Indian Reservation in Wisconsin: Provided further, That not to exceed \$20,000 of the amount herein appropriated may be used to conduct experiments on Indian school or agency farms to test the possibilities of soil and climate in the cultivation of trees, cotton, grain, vegetables, and fruits: Provided also, That the amounts paid to matrons, foresters, farmers, physicians, nurses, and other hospital employees, and stockmen provided for in this act shall not be included within the limitations on salaries and compensation of employees contained in the act of August 24, 1912 (acts Apr. 30, 1908, vol. 35, p. 72, sec. 1; Mar. 3, 1925, vol. 43, p. 1149).</i>				\$500,000.00	\$422,000.00
	Estimated expenditures, 1927 appropriation	Estimated expenditures, 1926 appropriation	Expended and obligated, 1925		
Field service:					
Salaries and wages—	Average—	Average—	Average—		
Salary range, \$5,200 to \$6,000; average, \$5,600—	No. Salary	No. Salary	No. Salary		
Chief supervisor of forests.....	1 \$5,200	1 \$5,200	1 \$5,200		
Salary range, \$3,800 to \$5,000; average, \$4,400—					
Forest valuation engineer.....	1 3,800	1 3,800	1 3,800		
Salary range, \$3,000 to \$3,600; average, \$3,300—					
Supervisors of forests.....	2 3,000	2 3,000	2 3,000		
Lumberman.....	1 3,000	1 3,000	1 3,000		
Salary range, \$2,700 to \$3,300; average, \$3,000—					
Forest examiners.....	2 2,700	2 2,700	2 2,700		
Forest topographer.....	1 2,700	1 2,700	1 2,700		
Logging engineer.....	1 2,700	1 2,700	1 2,700		
Salary range, \$2,400 to \$3,000; average, \$2,700—					
Supervisor of field nurses and field matrons.....	1 2,400	1 2,400	1 2,400		
Forest supervisors.....	2 2,400	1 2,400	1 2,400		
Salary range, \$2,100 to \$2,500; average, \$2,300—					
Wireman.....	1 2,100	1 2,100	1 2,100		
Salary range, \$2,100 to \$2,700; average, \$2,400—					
Deputy supervisors of forests.....	3 2,100	1½ 2,100	1½ 2,100		
Salary range, \$1,860 to \$2,200; average, \$2,000—					
Senior forest ranger.....	1 1,860	1 1,860	1 1,860		
Forest assistant.....	1 1,860	1 1,860	1 1,860		
Stock detective.....	1 1,860	1 1,860	1 1,860		
Salary range, \$1,860 to \$2,400; average, \$2,100—					
Senior forest ranger.....	1 1,860	1 1,860	1 1,860		
Ranger.....	1½ 1,860	1½ 1,860	1½ 1,860		
Forest supervisor.....	1 1,860				
Forest assistants.....	5 1,860				
Deputy supervisors of forests.....	2 1,860				
Cruiser.....	1 1,860				
Salary range, \$1,680 to \$2,040; average, \$1,860—					
Rangers.....	5 1,680				
General mechanics.....	1 1,680				

¹ Shortened grade for Indian Service.

Estimates of appropriations required for the service of the fiscal year ending June 30, 1927—Continued

General object (title of appropriation), date of acts, references to Statutes at Large, or to Revised Statutes, and estimated amount required for each detailed object				Total amount to be appropriated under each head of appropriation	Amount appropriated for the fiscal year ending June 30, 1926
<i>Industrial Work and Care of Timber—Continued.</i>					
	Estimated expenditures, 1927 appropriation	Estimated expenditures, 1926 appropriation	Expended and obligated, 1925		
Field service—Continued.					
Salaries and wages—Continued.					
Salary range, \$1,500 to \$1,860; average, \$1,680—	Average—	Average—	Average—		
Scalers.....	No. 34½ Salary \$1,500	No. 1 Salary \$1,500	No. 1 Salary \$1,500		
Cruisers.....					
Rangers.....	4 1,500				
Field nurses.....	8 1,500	8 1,500	2 1,500		
Nurse and field matron.....	½ 1,500	½ 1,500	½ 1,500		
Salary range, \$1,320 to \$1,680; average, \$1,500—					
Superintendents of livestock.....	3 1,440	3 1,440	3 1,440		
Stockmen.....	2 1,380	2 1,380	4 1,260		
Forest guards.....	4½ 1,440	3½ 1,440	4 1,440		
Do.....	5 1,320		3½ 1,320		
Timber clerk.....	1 1,320				
Scalers.....	3½ 1,320	1 1,320	1 1,320		
Salary range, \$1,200 to \$1,500; average, \$1,350—					
Field matrons.....	34 1,200	34 1,200	48 1,200		
Outing and field matron.....	½ 1,200	½ 1,200	1 1,230		
Farmers.....	101½ 1,241	101½ 1,241	107½ 1,236		
Stockmen.....	3 1,180	3 1,180	6 1,320		
Salary range, \$1,260 to \$1,500; average, \$1,380—					
Stockman.....	1 1,440	1 1,440			
Salary range, \$1,140 to \$1,500; average, \$1,320—					
Stockmen.....	17 1,200	17 1,200	15½ 1,159		
Forest guards.....	5½ 1,151	5½ 1,151	14½ 1,175		
Assistant scaler.....	1 1,140				
Salary range, \$900 to \$1,260; average, \$1,080—					
Junior forest guard.....	1 900	1 900	1 900		
Forest guard.....			3½ 1,200		
Salary range, \$900 to \$1,140; average, \$1,020—					
Assistant stockmen.....	2 900	2 900	2 900		
Salary range, \$780 to \$1,140; average, \$960—					
Assistant stockman.....	1 780	1 780	1 780		
Stockman.....	1 1,140	1 1,140	1 1,140		
Salary range, \$600 to \$780; average, \$690—					
Assistant farmer.....			5 600		
Grade 1 (c)—					
Field matron.....	1 480	1 480	1 480		
Assistant field matrons.....	2 480	2 480	2 480		
Ungraded—					
Laborers.....	3 900	3 900	3 900		
Total average number of employees.....	276½	211	249½		
Total salaries and wages, field service.....	388,270.00	285,570.00	324,485.00		
The difference between 1927 and 1926 is due to transfer of employees heretofore paid from the fund "Expense account, timber," increase, \$102,700.					
Miscellaneous and temporary labor, \$4 to \$1 per diem.....	25,000.00	25,000.00	26,618.94		
01 Total salaries and wages.....	413,270.00	310,570.00	351,103.94		
Supplies and materials:					
0210 Medical and hospital supplies.....	100.00	100.00	66.47		
0230 Fuel.....	22,000.00	25,000.00	24,185.79		
0240 Wearing apparel and sewing supplies.....	500.00	1,000.00	560.61		
0250 Forage and other supplies for animals.....	15,000.00	18,000.00	17,212.75		
0260 Provisions.....	2,000.00	4,000.00	2,647.81		
0280 Sundry supplies.....	2,100.00	5,000.00	1,417.78		
02 Total supplies and materials.....	41,700.00	53,100.00	46,071.21		
05 Communication service.....	400.00	400.00	359.33		
Travel expenses:					
0615 Transportation.....	9,000.00	9,000.00	10,834.09		
0616 Subsistence.....	3,000.00	3,000.00	2,576.00		
06 Total travel expenses.....	12,000.00	12,000.00	13,410.09		
07 Transportation of things (service).....	500.00	500.00	456.69		
08 Printing, binding, photographing, etc.....			87.44		
10 Furnishing of heat, light, power, water, and electricity (service).....	1,000.00	1,000.00	1,067.00		
Rents:					
1100 Rent of buildings and structures.....	2,000.00	6,000.00	5,857.40		
1110 Other rents.....	350.00	350.00	312.18		
11 Total rents.....	2,350.00	6,350.00	6,169.58		
12 Repairs and alterations.....	13,500.00	14,000.00	12,108.070		
13 Special and miscellaneous expenses.....	1,280.00	2,080.00	781.85		
Equipment:					
3000 Passenger-carrying vehicles.....	2,000.00	1,000.00	5,232.69		
3010 Furniture, furnishings, and fixtures.....	1,000.00	3,000.00	2,926.07		
3020 Educational, scientific, and recreational equipment.....			45.40		
3040 Livestock.....	1,000.00	1,000.00	200.00		
3050 Other equipment.....	10,000.00	12,000.00	7,850.65		
30 Total equipment.....	14,000.00	17,000.00	16,254.81		
32 Structures and parts and nonstructural improvements to land.....			946.32		
Reserve.....		5,000.00			
Total.....	500,000.00	422,000.00	448,704.33		

¹ Shortened grade for Indian Service.

Estimates of appropriations required for the service of the fiscal year ending June 30, 1927—Continued

General object (title of appropriation), date of acts, references to Statutes at Large, or to Revised Statutes, and estimated amount required for each detailed object				Total amount to be appropriated under each head of appropriation	Amount appropriated for the fiscal year ending June 30, 1926
Industry among Indians—					
For the purpose of encouraging industry and self-support among the Indians and to aid them in the culture of fruits, grains, and other crops, [\$158,000] \$153,000, or so much thereof as may be necessary, which sum may be used for the purchase of seeds, animals, machinery, tools, implements, and other equipment necessary, in the discretion of the Secretary of the Interior, to enable Indians to become self-supporting: <i>Provided</i> , That said sum shall be expended under conditions to be prescribed by the Secretary of the Interior for its repayment to the United States on or before June 30, 1932: <i>Provided further</i> , That not to exceed \$15,000 of the amount herein appropriated shall be expended on any one reservation or for the benefit of any one tribe of Indians, and that no part of this appropriation shall be used for the purchase of tribal herds (<i>acts Mar. 3, 1911, vol. 36, p. 1061, sec. 1; Mar. 3, 1925, vol. 43, p. 1150</i>)				\$153, 000. 00	\$158, 000. 00
	Estimated expenditures, 1927 appropriation	Estimated expenditures, 1926 appropriation	Expended and obligated, 1925		
01 Total salaries and wages (irregular labor).....	\$10, 000. 00	\$9, 000. 00	\$8, 152. 09		
Supplies and materials:					
0230 Fuel.....	400. 00	400. 00	484. 12		
0250 Forage and other supplies for animals.....	9, 000. 00	10, 000. 00	9, 007. 15		
0260 Provisions.....	1, 500. 00	2, 000. 00	4, 137. 47		
0280 Sundry supplies (seed).....	40, 000. 00	45, 000. 00	44, 662. 56		
02 Total supplies and materials.....	50, 900. 00	57, 400. 00	58, 291. 30		
06 Travel expense.....	500. 00	600. 00	609. 74		
07 Transportation of things (service).....	6, 000. 00	6, 000. 00	5, 821. 72		
11 Rents.....	100. 00	100. 00	55. 00		
12 Repairs and alterations.....	1, 500. 00	2, 000. 00	1, 851. 06		
Equipment:					
3040 Livestock.....	60, 000. 00	54, 000. 00	38, 140. 92		
3050 Other equipment.....	22, 000. 00	19, 000. 00	21, 712. 91		
30 Total equipment.....	82, 000. 00	73, 000. 00	57, 853. 83		
32 Structures and parts and nonstructural improvements to land.....	2, 000. 00	4, 900. 00	9, 556. 93		
Reserve.....		5, 000. 00			
Total.....	153, 000. 00	158, 000. 00	142, 191. 67		
¹ Includes \$7,500 industry among Choctaws in Mississippi.					
Suppressing Contagious Diseases Among Livestock of Indians—					
For reimbursing Indians for livestock which may be hereafter destroyed on account of being infected with dourine or other contagious diseases, and for expenses in connection with the work of eradicating and preventing such diseases, to be expended under such rules and regulations as the Secretary of the Interior may prescribe (<i>acts May 18, 1916, vol. 39, p. 128, sec. 1; Mar. 3, 1925, vol. 43, p. 1150</i>)				8, 000. 00	10, 000. 00
	Estimated expenditures, 1927 appropriation	Estimated expenditures, 1926 appropriation	Expended and obligated, 1925		
01 Total salaries and wages (irregular labor).....	\$1, 000. 00	\$1, 000. 00	\$1, 346. 25		
02 Supplies and materials.....	100. 00	100. 00	4. 00		
06 Travel expense.....	75. 00	75. 00	61. 15		
13 Special and miscellaneous expenses, including reimbursement for horses killed.....	6, 825. 00	8, 325. 00	8, 529. 75		
Reserve.....		500. 00			
Total.....	8, 000. 00	10, 000. 00	9, 941. 15		

Estimates of appropriations required for the service of the fiscal year ending June 30, 1927—Continued

General object (title of appropriation), date of acts, references to Statutes at Large, or to Revised Statutes, and estimated amount required for each detailed object				Total amount to be appropriated under each head of appropriation	Amount appropriated for the fiscal year ending June 30, 1926
Water Supply for Stock and Increasing Grazing Range on Unallotted Indian Lands (Reimbursable)— For improving springs, drilling wells, and otherwise developing and conserving water for the use of Indian stock, including the purchase, construction, and installation of pumping machinery, tanks, troughs, and other necessary equipment, and for necessary investigations and surveys, for the purpose of increasing the available grazing range on unallotted lands on Indian reservations, [\$10,000] \$5,000 , to be reimbursed under such rules and regulations as the Secretary of the Interior may prescribe: <i>Provided, That the necessity exists on any Indian reservation so far as the Indians themselves are concerned (acts June 30, 1919, vol. 41, p. 8, sec. 1; Mar. 3, 1925, vol. 43, p. 1150)</i>				\$5,000.00	\$10,000.00
	Estimated expenditures, 1927 appropriation	Estimated expenditures, 1926 appropriation	Expended and obligated, 1925		
01 Total salaries and wages (irregular)	\$2,500.00	\$5,000.00	\$2,983.75		
Supplies and materials:					
0250 Forage and other supplies for animals	1,000.00	2,000.00	1,135.31		
0280 Sundry supplies	700.00	1,000.00	66.40		
02 Total supplies and materials	1,700.00	3,000.00	1,201.71		
32 Structures and parts and nonstructural improvements to land	800.00	1,500.00	381.58		
Reserve		500.00			
Total	5,000.00	10,000.00	4,567.04		
Maintenance and Operation, Water Works, Papago Indian Villages, Arizona— For operation and maintenance of pumping plants for distribution of a water supply for Papago Indian villages in southern Arizona, <i>including construction of charcos (acts Aug. 1, 1914, vol. 38, p. 588, sec. 2; Mar. 3, 1925, vol. 43, p. 1150)</i>				18,000.00	18,000.00
	Estimated expenditures, 1927 appropriation	Estimated expenditures, 1926 appropriation	Expended and obligated, 1925		
Field service:					
Salaries and wages—	Average—	Average—	Average—		
Salary range, \$3,000 to \$3,600; average, \$3,300—	No. Salary	No. Salary	No. Salary		
Engineer	1 \$3,000	1 \$3,000	1 \$3,000		
Salary range, \$1,860 to \$2,400; average, \$2,030—					
Instrumentman	1 1,920	1 1,920	1 1,920		
Clerk	1 1,860	1 1,860	1 1,860		
Stationery engineers	2 1,860	2 1,860	2 1,860		
Foreman	1 2,000	1 2,000	1 2,000		
Salary range, \$1,230 to \$1,680; average, \$1,500—					
Timekeeper	1 1,500	1 1,500	3 1,500		
Total average number of employees	3 1/2	3 1/2	3 1/2		
Total salaries and wages, field service	6,583.00	6,583.00	6,583.00		
Miscellaneous and temporary labor, \$3 to \$2 per diem	5,417.00	5,417.00	5,941.05		
01 Total salaries and wages	12,000.00	12,000.00	12,524.05		
Supplies and materials:					
0230 Fuel	1,000.00	1,000.00	1,842.44		
0280 Sundry supplies	150.00	150.00	120.60		
02 Total supplies and materials	1,150.00	1,150.00	1,963.04		
06 Communication service			4.44		
06 Travel expense	250.00	250.00	198.24		
07 Transportation of things (service)	200.00	200.00	118.96		
08 Printing, binding, photographing, etc.			24.41		
12 Repairs and alterations	3,300.00	3,300.00	2,524.06		
30 Equipment	600.00		4,191.72		
32 Structures and parts and nonstructural improvements to land	500.00	500.00	920.32		
Reserve		600.00			
Total	18,000.00	18,000.00	22,470.24		

Estimates of appropriations required for the service of the fiscal year ending June 30, 1927—Continued

General object (title of appropriation), date of acts, references to Statutes at Large, or to Revised Statutes, and estimated amount required for each detailed object				Total amount to be appropriated under each head of appropriation	Amount appropriated for the fiscal year ending June 30, 1926
Water Supply, Navajo and Hopi Indians, Arizona (Reimbursable)— For continuing the development of a water supply for the Navajo and Hopi Indians on the Hopi Reservation, and the Navajo, Pueblo Bonito, San Juan, and Western Navajo subdivisions of the Navajo Reservation in Arizona and New Mexico, [\$45,000] \$40,000, reimbursable out of any funds of said Indians now or hereafter available (<i>acts June 30, 1913, vol. 38, p. 88, sec. 2; Mar. 3, 1925, vol. 43, p. 1150</i>)				\$40,000.00	\$45,000.00
	Estimated expenditures, 1927 appropriation	Estimated expenditures, 1926 appropriation	Expended and obligated, 1925		
Field service:					
Salaries and wages—	<i>Average—</i>	<i>Average—</i>	<i>Average—</i>		
Salary range, \$2,100 to \$2,700; average, \$2,400—	<i>No. Salary</i>	<i>No. Salary</i>	<i>No. Salary</i>		
Foreman.....	1 \$2,100	1 \$2,100	1 \$2,100		
Assistant engineer.....	1 2,400	1 2,400	1 2,400		
Salary range, \$1,320 to \$1,680; average, \$1,500—					
Assistant foreman.....	1 1,320	1 1,320	1 1,320		
Total average number of employees.....	2½	2½	2½		
Total salaries and wages, field service.....	3,620.00	3,620.00	3,620.00		
Miscellaneous and temporary labor, \$8 to \$2 per diem.....	19,380.00	21,380.00	21,378.80		
01 Total salaries and wages.....	23,000.00	25,000.00	24,998.80		
Supplies and materials:					
0230 Fuel.....	500.00	500.00	555.71		
0280 Sundry supplies.....	50.00	50.00	30.15		
02 Total supplies and materials.....	550.00	550.00	585.86		
06 Travel expense.....	550.00	550.00	566.04		
07 Transportation of things (service).....	5,600.00	6,000.00	5,683.66		
12 Repairs and alterations.....	2,400.00	3,900.00	2,968.50		
13 Special and miscellaneous expenses.....			15.31		
30 Equipment.....	2,000.00	2,000.00	3,441.38		
32 Structures and parts and nonstructural improvements to land.....	6,000.00	6,000.00	6,543.83		
Reserve.....		1,000.00			
Total.....	40,000.00	45,000.00	44,793.38		
Water Supply, Pueblo Indians, New Mexico— For continuing the sinking of wells on Pueblo Indian land, New Mexico, to provide water for domestic and stock purposes, and for building tanks, troughs, pipe lines, and other necessary structures for the utilization of such water (<i>acts June 30, 1919, vol. 41, p. 18, sec. 13; Mar. 3, 1925, vol. 43, p. 1150</i>)				2,500.00	4,300.00
	Estimated expenditures, 1927 appropriation	Estimated expenditures, 1926 appropriation	Expended and obligated, 1925		
Field service:					
Salaries and wages—	<i>Average—</i>	<i>Average—</i>	<i>Average—</i>		
Salary range, \$1,140 to \$1,500; average, \$1,320—	<i>No. Salary</i>	<i>No. Salary</i>	<i>No. Salary</i>		
Rodman.....	1 \$1,440.00	1 \$1,440.00	1 \$1,440.00		
Total average number of employees.....	1½	1½	1½		
Total salaries and wages, field service.....	120.00	120.00	120.00		
Miscellaneous and temporary labor, \$8 to \$2 per diem.....	1,880.00	1,880.00	1,820.00		
01 Total salaries and wages.....	2,000.00	2,000.00	1,940.00		
02 Supplies and materials.....	50.00	100.00	61.39		
06 Travel expense.....	50.00	100.00	91.43		
11 Rents.....	120.00	120.00	112.00		
12 Repairs and alterations.....	280.00	1,480.00	1,147.92		
30 Equipment.....		300.00	327.86		
Reserve.....		200.00			
Total.....	2,500.00	4,300.00	3,690.60		

Estimates of appropriations required for the service of the fiscal year ending June 30, 1927—Continued

General object (title of appropriation), date of acts, references to Statutes at Large, or to Revised Statutes, and estimated amount required for each detailed object	Total amount to be appropriated under each head of appropriation	Amount appropriated for the fiscal year ending June 30, 1926
<p>Irrigation, Indian Reservations (Reimbursable)—</p> <p>For the construction, repair, and maintenance of irrigation systems, and for purchase or rental of irrigation tools and appliances, water rights, ditches, and lands necessary for irrigation purposes for Indian reservations and allotments; for operation of irrigation systems or appurtenances thereto when no other funds are applicable or available for the purpose; for drainage and protection of irrigable lands from damage by floods or loss of water rights, upon the Indian irrigation projects named below, in not to exceed the following amounts, respectively:</p> <p>Irrigation district one: Colville Reservation, Washington, [\$5,000] \$13,000;</p> <p>Irrigation district two: Walker River Reservation, Nevada, [\$5,000] \$4,500; Western Shoshone Reservation, Idaho and Nevada, [\$2,000] \$1,500; Shivwits, Utah, [\$500] \$800;</p> <p>[Irrigation district three: Tongue River, Montana, \$750;]</p> <p>Irrigation district four: Ak Chin Reservation, Arizona, \$4,000; Chiu Chui pumping plants, Arizona, \$6,000; Coachella Valley pumping plants, California, [\$4,000] \$3,500; [Hoopa Valley, California, \$20,000;] Morongo Reservation, California, \$3,500; Pala [Reservation] and Rincon [Reservation] Reservations, California, \$2,000; miscellaneous projects, [\$5,000] \$4,500;</p> <p>Irrigation district five: New Mexico Pueblos, \$10,000; Zuni Reservation, New Mexico, \$7,500; Navajo and Hopi, miscellaneous projects, Arizona and New Mexico, including Tes-nos-pos, Moencopi Wash, Kin-le-chee, Wide Ruins, Red Lake, Corn Creek, Wepo Wash, Oraibi Wash, and Polacca Wash, \$10,000; Southern Ute Reservation, Colorado, \$13,000;</p> <p>For necessary miscellaneous expenses incident to the general administration of Indian irrigation projects, including salaries of not to exceed five supervising engineers, for pay of one chief irrigation engineer, one assistant chief irrigation engineer, one superintendent of irrigation competent to pass upon water rights, one field cost accountant, and for traveling and incidental expenses of officials and employees of the Indian irrigation service, including sleeping-car fare and a per diem not exceeding \$4 in lieu of subsistence when actually employed in the field and away from designated headquarters, \$75,000;</p> <p>[For necessary surveys and investigations to determine the feasibility and estimated cost of new projects and power and reservoir sites on Indian reservations in accordance with the provisions of section 13 of the act of June 25, 1910, \$1,000;]</p> <p>[For reconnaissance work along the upper waters of the San Juan River in La Plata County, Colorado, to determine the water supply available for irrigation of lands in that vicinity by gravity and to determine whether or not such supply can be augmented by the impounding of flood waters and whether there are any feasible reservoir sites should investigations develop the feasibility of impounding such flood waters for irrigation purposes, \$10,000. Said sum or any part thereof that may be expended for this work shall be charged to lands that may hereafter be benefited by reason of these investigations, and before any development pursuant to investigations made under authority of this act shall be carried out the Secretary of the Interior shall execute with the landowners to be so benefited contracts providing for payment of the money expended;]</p> <p>For cooperative stream gauging with the United States Geological Survey, \$850;</p> <p>In all, for irrigation on Indian reservations, not to exceed [\$130,000] \$159,150, [together with the unexpended balance of \$45,915.21 remaining from the appropriation of \$335,000 for such purposes in the act approved August 1, 1914,] reimbursable as provided in the act of August 1, 1914 (Thirty-eighth Statutes at Large, page 582): <i>Provided</i>, That no part of this appropriation shall be expended on any irrigation system or reclamation project for which public funds are or may be otherwise available: <i>Provided further</i>, That the foregoing amounts appropriated for such purposes shall be available interchangeably in the discretion of the Secretary of the Interior for the necessary expenditures for damages by floods and other unforeseen exigencies: <i>Provided, however</i>, That the amount so interchanged shall not exceed in the aggregate 10 per centum of all the amounts so appropriated (<i>acts July 4, 1884, vol. 23, p. 94, sec. 1; June 25, 1910, vol. 36, p. 858, sec. 13; Mar. 3, 1925, vol. 43, p. 1150</i>)</p>	\$159, 150. 00	\$130, 000. 00

Estimates of appropriations required for the service of the fiscal year ending June 30, 1927—Continued

General object (title of appropriation), date of acts, references to Statutes at Large, or to Revised Statutes, and estimated amount required for each detailed object	Total amount to be appropriated under each head of appropriation			Amount appropriated for the fiscal year ending June 30, 1926		
Irrigation, Indian Reservations (Reimbursable)—Continued.						
	Estimated expenditures, 1927 appropriation		Estimated expenditures, 1926 appropriation		Expended and obligated, 1925	
Field service:						
Salaries and wages—	Average—		Average—		Average—	
Salary range, \$5,200 to \$6,000; average, \$5,600—	No.	Salary	No.	Salary	No.	Salary
Chief engineer	1	\$5,200	1	\$5,200	1	\$5,200
Salary range, \$3,800 to \$5,000; average, \$4,400—						
Assistant chief engineer	1	3,800	1	3,800	1	3,800
Supervising engineers	5	3,800	5	3,800	5	3,800
Salary range, \$3,300 to \$3,900; average, \$3,600—						
Superintendent of irrigation	1	3,300	1	3,300	1	3,300
Salary range, \$3,000 to \$3,600; average, \$3,300—						
Engineer	1	3,000	1	3,000	1	3,000
Field cost accountant	1	3,000	1	3,000	1	3,000
Salary range, \$2,400 to \$3,000; average, \$2,700—						
Clerk and special disbursing agents	2	2,400	2	2,400	2	2,400
Assistant engineers	1	2,400	1	2,400	1	2,400
Superintendents of construction	1	2,400	1	2,400	1	2,400
Salary range, \$2,100 to \$2,700; average, \$2,400—						
Clerk and special disbursing agents	2	2,100	2	2,100	2	2,100
Foreman	1	2,100	1	2,100	1	2,100
Salary range, \$1,800 to \$2,400; average, \$2,100—						
Instrumentman	1	1,920	1	1,920	1	1,920
Clerks	2	1,833	2	1,833	2	1,833
Draftsman	1	1,860	1	1,860	1	1,860
Salary range, \$1,680 to \$2,040; average, \$1,860—						
Clerk	1	1,680	1	1,680	1	1,680
Timekeeper	1	1,680	1	1,680	1	1,680
Salary range, \$1,500 to \$1,860; average, \$1,680—						
Blacksmith	1	1,560	1	1,560	1	1,560
Clerk	1	1,500	1	1,500	1	1,500
Salary range, \$1,320 to \$1,680; average, \$1,500—						
Clerks	1	1,380	1	1,380	1	1,380
Rodman	1	1,320	1	1,320	1	1,320
Salary range, \$1,140 to \$1,500; average, \$1,320—						
Stenographer	1	1,200	1	1,200	1	1,200
Total average number of employees	26		26		26	
Total salaries and wages, field service		67,485.00		67,485.00		67,485.00
Miscellaneous and temporary labor, \$8 to \$2 per diem		61,515.00		62,515.00		60,245.68
01 Total salaries and wages		129,000.00		130,000.00		127,730.68
Supplies and materials:						
0200 Stationery and office supplies		100.00		100.00		92.10
0230 Fuel		2,500.00		3,700.00		3,879.51
0280 Sundry supplies		400.00		400.00		695.03
02 Total supplies and materials		3,000.00		4,200.00		4,666.64
Communication service:						
0500 Telegraph service						57.95
0510 Telephone service		250.00		750.00		777.28
0520 Other communication service		50.00		50.00		55.00
05 Total communication service		300.00		800.00		890.23
Travel expenses:						
0615 Transportation		4,575.00		7,288.45		7,076.96
0616 Subsistence		1,025.00		1,025.00		1,025.00
06 Total travel expenses		5,600.00		8,293.45		8,101.96
07 Transportation of things (service)		2,000.00		2,000.00		1,970.80
Printing, binding, photographing, etc.:						
0800 Printing and binding		500.00		500.00		787.56
0830 Photographing and blue prints		150.00		150.00		184.25
08 Total printing, binding, photographing, etc.		650.00		650.00		971.81
10 Furnishing of heat, light, power, water, and electricity (service)		50.00		50.00		42.49
11 Rents		4,750.00		4,750.00		4,730.00
12 Repairs and alterations		6,000.00		6,000.00		15,722.85
13 Special and miscellaneous expenses		750.00		750.00		816.28
Equipment:						
3000 Passenger-carrying vehicles		1,200.00				1,148.00
3010 Furniture, furnishings, and fixtures		100.00		100.00		112.17
3050 Other equipment		5,000.00		8,000.00		4,933.03
30 Total equipment		6,300.00		8,100.00		6,193.20
32 Structures and parts and nonstructural improvements to land		750.00		7,750.00		8,609.79
Reserve				1,000.00		
Total		159,150.00		174,343.45		180,446.73

Estimates of appropriations required for the service of the fiscal year ending June 30, 1927—Continued

General object (title of appropriation), date of acts, references to Statutes at Large, or to Revised Statutes, and estimated amount required for each detailed object				Total amount to be appropriated under each head of appropriation	Amount appropriated for the fiscal year ending June 30, 1926
Maintenance and Operation, Irrigation System, Pima Indian Lands, Arizona (Reimbursable)— For continuing the [work of constructing the] operation and maintenance of the pumping plants and irrigation system for the irrigation of the lands of the Pima Indians in the vicinity of Sacaton, on the Gila River Indian Reservation, Arizona, [within the limit of cost fixed by the act of March 3, 1905 (Thirty-third Statutes at Large, page 1081), \$5,000; and for maintenance and operation of the pumping plants and canal systems] \$15,000, [in all, \$20,000] reimbursable as provided in section 2 of the act of August 24, 1912 (Thirty-seventh Statutes at Large, page 522) (acts June 21, 1906, vol. 34, p. 333, sec. 1; Mar. 3, 1925, vol. 43, p. 1152)				\$15, 000. 00	\$20, 000. 00
	Estimated expenditures, 1927 appropriation	Estimated expenditures, 1926 appropriation	Expended and obligated, 1925		
Field service:					
Salaries and wages—	Average—	Average—	Average—		
Salary range, \$3,000 to \$3,600; average, \$3,300—	No. Salary	No. Salary	No. Salary		
Engineer.....	1 3,000	1 3,000	1 3,000		
Salary range, \$1,680 to \$2,040; average, \$1,860—					
Engineer, stationary.....	1 1,740	1 1,740	1 1,740		
Instrumentman.....	1 1,920	1 1,920	1 1,920		
Draftsman.....	1 1,860	1 1,860	1 1,860		
Salary range, \$1,320 to \$1,680; average, \$1,500—					
Engineer, stationary.....	1 1,440	1 1,440	1 1,440		
Salary range, \$900 to \$1,140; average, \$1,020—					
Ditch riders.....	2 900	2 900	2 900		
Total average number of employees.....	4 1/2	4 1/2	4 1/2		
Total salaries and wages, field service.....	5,545. 00	5,545. 00	5,545. 00		
Miscellaneous and temporary labor, \$8 to \$2 per diem.....	1,455. 00	1,455. 00	1,835. 31		
01 Total salaries and wages.....	7,000. 00	7,000. 00	7,380. 31		
Supplies and materials:					
0230 Fuel.....	250. 00	250. 00	389. 40		
0280 Sundry supplies.....	100. 00	100. 00	79. 48		
02 Total supplies and materials.....	350. 00	350. 00	468. 88		
05 Communication service.....			3. 21		
06 Travel expense.....	150. 00	150. 00	96. 05		
07 Transportation of things (service).....	1,000. 00	1,000. 00	608. 71		
08 Printing, binding, photographing, etc.....			5. 20		
10 Furnishing of heat, light, power, water, and electricity (service).....	1,650. 00	5,650. 00	6,557. 39		
11 Rents.....			38. 00		
12 Repairs and alterations.....	2,100. 00	2,500. 00	1,601. 51		
Equipment:					
3000 Passenger-carrying vehicles.....			861. 00		
3050 Other equipment.....			3,288. 96		
30 Total equipment.....			4,149. 96		
32 Structures and parts and nonstructural improvements to land.....	2,750. 00	2,750. 00			
Reserve.....		600. 00			
Total.....	15,000. 00	20,000. 00	20,909. 22		
Irrigation Project, Gila River Reservation, Arizona (Reimbursable)— For continuing the construction of the necessary canals and structures to carry the natural flow of the Gila River to the Indian lands of the Gila River Indian Reservation and to public and private lands in Pinal County, Arizona, reimbursable as provided in the Indian appropriation act approved May 18, 1916, [\$200,000] \$150,000, of which amount not to exceed [\$10,000] \$5,000 shall be available for acquiring by purchase or condemnation proceedings lands needed for necessary rights of way in connection with the construction of the project (acts May 18, 1916, vol. 39, p. 130, sec. 2; Mar. 3, 1925, vol. 43, p. 1152)				150, 000. 00	200, 000. 00
	Estimated expenditures, 1927 appropriation	Estimated expenditures, 1926 appropriation	Expended and obligated, 1925		
Field service:					
Salaries and wages—	Average—	Average—	Average—		
Salary range, \$2,700 to \$3,300; average, \$3,000—	No. Salary	No. Salary	No. Salary		
Engineer.....	1 2,700	1 2,700	1 2,700		
Salary range, \$2,400 to \$3,000; average, \$2,700—					
Superintendent of construction.....	1 2,640	1 2,640	1 2,640		
Salary range, \$2,100 to \$2,700; average, \$2,400—					
Engineer.....	1 2,500	1 2,500	1 2,500		
Chief clerk.....	1 2,100	1 2,100	1 2,100		
Assistant engineer.....	1 2,250	1 2,250	1 2,250		
Foreman.....	1 2,300	1 2,300	1 2,300		
Total average number of employees.....	5 1/2	5 1/2	5 1/2		
Total salaries and wages, field service.....	13,265. 00	13,265. 00	13,265. 00		
Miscellaneous and temporary labor, \$8 to \$2 per diem.....	86,735. 00	96,735. 00	128,284. 68		
01 Total salaries and wages.....	100,000. 00	110,000. 00	141,549. 68		

Estimates of appropriations required for the service of the fiscal year ending June 30, 1927—Continued

General object (title of appropriation), date of acts, references to Statutes at Large, or to Revised Statutes, and estimated amount required for each detailed object				Total amount to be appropriated under each head of appropriation	Amount appropriated for the fiscal year ending June 30, 1926
<i>Irrigation Project, Gila River Reservation (Reimbursable)—Continued.</i>					
	Estimated expenditures, 1927 appropriation	Estimated expenditures, 1926 appropriation	Expended and obligated, 1925		
Supplies and materials:					
0230 Fuel.....	\$8,000.00	\$10,000.00	\$11,409.33		
0250 Forage and other supplies for animals.....	7,000.00	12,500.00	15,662.37		
0260 Provisions.....	3,000.00	7,500.00	9,938.74		
0280 Sundry supplies.....	500.00	2,000.00	1,810.40		
02 Total supplies and materials.....	18,500.00	32,000.00	38,820.84		
05 Communication service.....	250.00	250.00	301.93		
Travel expenses:					
0615 Transportation.....	250.00	500.00	554.93		
0616 Subsistence.....		50.00	42.00		
06 Total travel expenses.....	250.00	550.00	596.93		
07 Transportation of things (service).....	1,000.00	12,000.00	15,972.48		
08 Printing, binding, photographing, etc.....		25.00	38.74		
Rents:					
1100 Rent of buildings and structures.....		250.00	233.33		
1110 Other rents.....	3,000.00	5,750.00	8,746.95		
11 Total rents.....	3,000.00	6,000.00	8,980.28		
12 Repairs and alterations.....	10,000.00	10,000.00	8,550.01		
Equipment:					
3000 Passenger-carrying vehicles.....		1,000.00	1,119.50		
3050 Other equipment.....	2,000.00	2,000.00	11,996.30		
30 Total equipment.....	2,000.00	3,000.00	13,115.80		
32 Structures and parts and nonstructural improvements to land.....	15,000.00	21,175.00	24,333.35		
Reserve.....		5,000.00			
Total.....	150,000.00	200,000.00	252,160.00		
<i>Coolidge Dam Across Canyon of Gila River Near San Carlos, Ariz. (Reimbursable)—</i>					
For [commencement of] continuing construction [work on a] of the Coolidge Dam across the Canyon of the Gila River near San Carlos, Arizona [to be hereafter known as the Coolidge Dam, for the purpose, first, of providing water for the irrigation of lands allotted to the Pima Indians on the Gila River Reservation; and, second, for the irrigation of such other lands in public or private ownership as in the opinion of the Secretary of the Interior can be served water impounded by said dam without diminishing the supply necessary for said Indian lands as provided for in the act approved] as authorized by the act of June 7, 1924 (Forty-third Statutes at Large, pages 475 and 476), \$450,000, to be immediately available, reimbursable as provided in said act: Provided, That said sum, or so much thereof as may be required, shall be available for purchase and acquiring of land and necessary rights of way needed in connection with the construction of the project: [And provided further, That the total amount appropriated shall be reimbursed to the Treasury of the United States in accordance with said act of June 7, 1924] (act Mar. 3, 1925, vol. 43, p. 1152)				\$450,000.00	\$450,000.00
	Estimated expenditures, 1927 appropriation	Estimated expenditures, 1926 appropriation	Expended and obligated, 1925		
Field service:					
Salaries and wages—	Average—	Average—	Average—		
Salary range, \$2,700 to \$3,300; average, \$3,000—	No. Salary	No. Salary	No. Salary		
Engineers.....	2 \$2,700	2 \$2,700	1 \$2,700		
Superintendent of irrigation.....	1 3,300	1 3,300	1 3,300		
Salary range, \$2,400 to \$3,000; average, \$2,700—					
Assistant engineers.....	2 2,400	2 2,400	1 2,400		
Salary range, \$1,880 to \$2,400; average, \$1,860—					
Draftsmen.....	2 1,880	2 1,880	1 1,880		
Instrumentmen.....	3 1,860	3 1,860	1 1,860		
Salary range, \$1,320 to \$1,680; average, \$1,500—					
Stenographers.....	2 1,320	2 1,320	1 1,320		
Timekeepers.....	3 1,320	3 1,320	1 1,320		
Total average number of employees.....	15	15	11		
Total salaries and wages, field service.....	29,400.00	29,400.00	3,175.00		
Miscellaneous and temporary labor, \$8 to \$2 per diem.....	195,600.00	195,600.00	5,909.66		
01 Total salaries and wages.....	225,000.00	225,000.00	9,084.66		

Estimates of appropriations required for the service of the fiscal year ending June 30, 1927—Continued

General object (title of appropriation), date of acts, references to Statutes at Large, or to Revised Statutes, and estimated amount required for each detailed object				Total amount to be appropriated under each head of appropriation	Amount appropriated for the fiscal year ending June 30, 1926
<i>Coolidge Dam Across Canyon of Gila River near San Carlos, Ariz. (Reimbursable)—Continued.</i>					
	Estimated expenditures, 1927 appropriation	Estimated expenditures, 1926 appropriation	Expended and obligated, 1925		
Supplies and materials:					
0230 Fuel.....	\$5,000.00	\$5,000.00	\$70.00		
0250 Forage and other supplies for animals.....	3,000.00	3,000.00	398.97		
0260 Provisions.....	10,000.00	10,000.00	69.20		
0280 Sundry supplies.....	20,000.00	20,000.00			
02 Total supplies and materials.....	38,000.00	38,000.00	538.17		
Communication service:					
0500 Telegraph service.....	300.00	300.00	1.22		
0510 Telephone service.....	150.00	150.00			
05 Total communication service.....	450.00	450.00	1.22		
06 Travel expenses.....	1,000.00	1,000.00	21.09		
07 Transportation of things (service).....	4,400.00	4,400.00	1,826.07		
08 Printing, binding, photographing, etc.....	100.00	100.00	55.20		
13 Special and miscellaneous expenses.....	3,050.00	3,050.00			
Equipment:					
3000 Passenger-carrying vehicles.....	1,000.00	1,000.00			
3010 Furniture, furnishings, and fixtures.....	1,000.00	1,000.00			
3040 Livestock.....	3,000.00	3,000.00			
3050 Other equipment.....	90,000.00	41,764.13	46,709.46		
Total equipment.....	95,000.00	46,764.13	46,709.46		
32 Structures and parts and nonstructural improvements to land.....	83,000.00	63,000.00			
Reserve.....		10,000.00			
Total.....	450,000.00	391,764.13	58,235.87		

Irrigation, Colorado River Reservation, Ariz. (Reimbursable)—

For continuing the construction of the necessary canals and laterals for the utilization of water from the pumping plant on the Colorado River Indian Reservation, Arizona, as provided in the act of April 4, 1910 (Thirty-sixth Statutes at Large, page 273), **[\$10,000] \$5,000**; and for maintaining and operating the pumping plant, canals, and structures, \$10,000; in all, **[\$20,000] \$15,000**, reimbursable as provided in the aforesaid act (acts Apr. 4, 1910, vol. 36, p. 273, sec. 3; Mar. 3, 1925, vol. 43, p. 1152).....

\$15,000.00

\$20,000.00

	Estimated expenditures, 1927 appropriation	Estimated expenditures, 1926 appropriation	Expended and obligated, 1925
Field service:			
Salaries and wages—			
Salary range, \$2,400 to \$3,000; average, \$2,700—			
Engineer.....	Average— No. Salary 1 \$2,400	Average— No. Salary 1 \$2,400	Average— No. Salary 1 \$2,400
Assistant engineer.....	1 2,400	1 2,400	1 2,400
Salary range, \$1,860 to \$2,400; average, \$2,100—			
Watermaster.....	1 1,860	1 1,860	1 1,860
Instrument man.....	1 1,920	1 1,920	1 1,920
Clerk.....	1 1,830	1 1,830	1 1,830
Stationary engineers.....	2 1,860	2 1,860	2 1,860
Timekeeper.....	1 1,860	1 1,860	1 1,860
Total average number of employees.....	5	5	5
Total salaries and wages, field service.....	9,840.00	9,840.00	9,840.00
Miscellaneous and temporary labor, \$8 to \$2 per diem.....	2,160.00	4,160.00	16,290.04
01 Total salaries and wages.....	12,000.00	14,000.00	26,130.04
Supplies and materials:			
0230 Fuel.....	750.00	2,000.00	3,753.52
0280 Sundry supplies.....	300.00	300.00	504.61
02 Total supplies and materials.....	1,050.00	2,300.00	4,258.13
05 Communication service.....			6.10
06 Travel expenses.....			185.35
07 Transportation of things (service).....	500.00	500.00	4,408.79
08 Printing, binding, photographing, etc.....			25.65
12 Repairs and alterations.....	1,200.00	1,250.00	2,822.60
30 Equipment.....			310.79
32 Structures and parts and nonstructural improvements to land.....	250.00	250.00	410.41
Reserve.....		1,700.00	
Total.....	15,000.00	20,000.00	38,567.96

Estimates of appropriations required for the service of the fiscal year ending June 30, 1927—Continued

General object (title of appropriation), date of acts, references to Statutes at Large, or to Revised Statutes, and estimated amount required for each detailed object				Total amount to be appropriated under each head of appropriation	Amount appropriated for the fiscal year ending June 30, 1926
Maintenance and Operation, Ganado Irrigation Project, Navajo Reservation, Ariz. (Reimbursable)— For operation and maintenance of the Ganado irrigation project, Arizona, reimbursable under such rules and regulations as the Secretary of the Interior may prescribe (<i>acts Aug. 24, 1912, vol. 37, p. 522, sec. 2; Mar. 3, 1925, vol. 43, p. 1152</i>)				\$4, 000. 00	\$2, 800. 00
	Estimated expenditures, 1927 appropriation	Estimated expenditures, 1926 appropriation	Expended and obligated, 1925		
Field service:					
Salaries and wages—	Average—	Average—	Average—		
Salary range, \$2,400 to \$3,000; average, \$2,700—	No. Salary	No. Salary	No. Salary		
Superintendent of construction	1 \$2,500.00	1 \$2,500.00	1 \$2,500.00		
Total average number of employees	1	1	1		
Total salaries and wages, field service	625.00	625.00	625.00		
Miscellaneous and temporary, labor \$8 to \$2 per diem	1,875.00	1,375.00	1,722.67		
01 Total salaries and wages	2,500.00	2,000.00	2,347.67		
Supplies and materials:					
0230 Fuel	100.00	100.00	59.43		
0280 Sundry supplies	25.00	25.00			
02 Total supplies and materials	125.00	125.00	59.43		
06 Travel expenses			12.51		
07 Transportation of things (service)	500.00	200.00	451.09		
12 Repairs and alterations	100.00	75.00	86.30		
30 Equipment	100.00	50.00	96.25		
32 Structures and parts and nonstructural improvements to land	675.00	250.00	541.55		
Reserve		100.00			
Total	4,000.00	2,800.00	3,594.80		
Maintenance and Operation, Pumping Plants, San Xavier Reservation, Ariz. (Reimbursable)— For operation and maintenance of the pumping plants on the San Xavier Indian Reservation, Arizona, [\$5,000] \$3,000, reimbursable out of any funds of the Indians of this reservation now or hereafter available (<i>acts May 18, 1916, vol. 39, p. 130, sec. 2; Mar. 3, 1925, vol. 43, p. 1152</i>)				3, 000. 00	5, 000. 00
	Estimated expenditures, 1927 appropriation	Estimated expenditures, 1926 appropriation	Expended and obligated, 1925		
Field service:					
Salaries and wages—	Average—	Average—	Average—		
Salary range, \$3,000 to \$3,600; average, \$3,300—	No. Salary	No. Salary	No. Salary		
Engineer	1 \$3,000	1 \$3,000	1 \$3,000		
Salary range, \$2,100 to \$2,700; average, \$2,400—	1 2,250	1 2,250	1 2,250		
Foreman	1 1,920	1 1,920	1 1,920		
Salary range, \$1,680 to \$2,040; average, \$1,860—	1 1,680	1 1,680	1 1,680		
Instrument man	1 1,320	1 1,320	1 1,320		
Timekeeper					
Salary range, \$1,320 to \$1,680; average, \$1,500—	1 1,320	1 1,320	1 1,320		
Timekeeper					
Total average number of employees	11	11	11		
Total salaries and wages, field service	2,035.00	2,035.00	2,035.00		
Miscellaneous and temporary labor, \$8 to \$2 per diem	465.00	1,965.00	7,375.29		
01 Total salaries and wages	2,500.00	4,000.00	9,410.29		
Supplies and materials:					
0230 Fuel		100.00	501.12		
0280 Sundry supplies		50.00	39.48		
02 Total supplies and materials		150.00	540.60		
06 Travel expenses		25.00	10.60		
07 Transportation of things (service)		25.00	21.83		
12 Repairs and alterations	500.00	500.00	117.37		
32 Structures and parts and nonstructural improvements to land		100.00			
Reserve		200.00			
Total	3,000.00	5,000.00	10,100.69		

Estimates of appropriations required for the service of the fiscal year ending June 30, 1927—Continued

General object (title of appropriation), date of acts, references to Statutes at Large, or to Revised Statutes, and estimated amount required for each detailed object				Total amount to be appropriated under each head of appropriation	Amount appropriated for the fiscal year ending June 30, 1926
Operation and Maintenance, Pumping Plants, San Carlos Reservation, Arizona (Tribal Funds)— For the operation and maintenance of pumping plants and for the drilling of wells and installation of additional pumping plants for the irrigation of lands on the San Carlos Reservation in Arizona, [\$8,760] \$10,000, to be paid from the funds held by the United States in trust for the Indians of such reservation: <i>Provided</i> , That the sum so used shall be reimbursed to the tribe by the Indians benefited, under such rules and regulations as the Secretary of the Interior may prescribe (<i>acts June 30, 1919, vol. 41, p. 11, sec. 2; Mar. 3, 1925, vol. 43, p. 1152</i>).					
	Estimated expenditures, 1927 appropriation	Estimated expenditures, 1926 appropriation	Expended and obligated, 1925		
Field service:					
Salaries and wages—					
Salary range, \$3,000 to \$3,600; average, \$3,300—					
Engineer.....	Average— No. 1 1/2 Salary \$3,000	Average— No. 1 1/2 Salary \$3,000	Average— No. 1 1/2 Salary \$3,000		
Salary range, \$1,860 to \$2,400; average, \$2,130—					
Instrumentman.....	1 1/2 1,920	1 1/2 1,920	1 1/2 1,920		
Clerk.....	1 1/2 1,860	1 1/2 1,860	1 1/2 1,860		
Timekeeper.....	1 1/2 1,860	1 1/2 1,860	1 1/2 1,860		
Stationary engineer.....	1 1 1,860	1 1 1,860	1 1 1,860		
Total average number of employees.....	1 1/2	1 1/2	1 1/2		
Total salaries and wages, field service.....	3,080.00	3,080.00	3,080.00		
Miscellaneous and temporary labor, \$8 to \$2 per diem.....	2,920.00	1,920.00	6,055.65		
01 Total salaries and wages.....	6,000.00	5,000.00	9,135.65		
Supplies and materials:					
0230 Fuel.....	2,000.00	2,000.00	2,579.04		
0280 Sundry supplies.....	200.00	200.00	306.89		
02 Total supplies and materials.....	2,200.00	2,200.00	2,885.93		
Communication service:					
0500 Telegraph service.....			3.44		
0510 Telephone service.....			23.82		
05 Total communication service.....			27.26		
06 Travel expenses.....			33.53		
07 Transportation of things (service).....	1,240.00	1,000.00	3,205.99		
08 Printing, binding, photographing, etc.....			18.65		
12 Repairs and alterations.....	200.00	200.00	965.55		
30 Equipment.....			47.69		
32 Structures and parts and nonstructural improvements to land.....	360.00	360.00	247.39		
Total.....	10,000.00	8,760.00	16,567.64		
Maintenance and Operation, Sacaton Dam, Ariz.— For necessary repairs, operation, and maintenance of the Sacaton Dam and bridge superstructure across the Gila River, near Sacaton, Arizona, reimbursable in accordance with the act of August 24, 1912 (Thirty-seventh Statutes at Large, page 522), there is hereby made available until June 30, 1927, not exceeding \$7,000 of the appropriation made in the act of March 2, 1917 (Thirty-ninth Statutes at Large, pages 974 and 975), for the construction of the Sacaton Dam and superstructure (submitted).					
	Estimated expenditures, 1927 appropriation				
Field service:					
Salaries and wages—					
Salary range, \$2,400 to \$3,000; average, \$2,700—					
Engineer.....	Average— No. 1 1/2 Salary \$3,000				
Superintendent of construction.....	1 1/2 2,400				
Salary range, \$1,860 to \$2,400; average, \$2,130—					
Foreman.....	1 1,860				
* Total average number of employees.....	1 1/2				
Total salaries and wages, field service.....	3,560				
Miscellaneous and temporary labor, \$8 to \$2 per diem.....	1,440				
01 Total salaries and wages.....	5,000				
02 Supplies and materials.....	200				
07 Transportation of things (service).....	400				
12 Repairs and alterations.....	200				
30 Equipment.....	500				
32 Structures and parts and nonstructural improvements to land.....	700				
Total.....	7,000				

Estimates of appropriations required for the service of the fiscal year ending June 30, 1927—Continued

General object (title of appropriation), date of acts, references to Statutes at Large, or to Revised Statutes, and estimated amount required for each detailed object				Total amount to be appropriated under each head of appropriation	Amount appropriated for the fiscal year ending June 30, 1926
Irrigation, Indian Lands, Yuma Reclamation Project, California and Arizona (Reimbursable)— For reclamation and maintenance charges on Indian lands within the Yuma Reservation, California, and on ten acres within each of the eleven Yuma homestead entries in Arizona, under the Yuma reclamation project, [\$31,290] \$35,000 , reimbursable as provided by the act of March 3, 1911 (<i>Thirty-sixth Statutes at Large, page 1063</i>) (<i>acts Apr. 21, 1904, vol. 33, p. 224, sec. 25; Mar. 3, 1911, vol. 36, p. 1063, sec. 3; June 30, 1919, vol. 41, p. 12, sec. 3; Mar. 3, 1925, vol. 43, p. 1152</i>)				\$35,000.00	\$31,290.00
	Estimated expenditures, 1927 appropriation	Estimated expenditures, 1926 appropriation	Expended and obligated, 1925		
32 Structures and parts and nonstructural improvements to land: Paid to U. S. Reclamation Bureau for reclamation, maintenance, and operating charges.....	\$35,000	\$31,290	\$60,000		
Maintenance and Operation, Fort Hall Irrigation System, Idaho (Reimbursable)— For maintenance and operation of the Fort Hall irrigation system, Idaho (<i>acts Mar. 1, 1907, vol. 34, p. 1024, sec. 1; Mar. 3, 1925, vol. 43, p. 1152</i>)				35,000.00	15,000.00
	Estimated expenditures, 1927 appropriation	Estimated expenditures, 1926 appropriation	Expended and obligated, 1925		
Field service:					
Salaries and wages—					
Salary range, \$1,860 to \$2,400; average, \$2,100—	Average—	Average—	Average—		
Concrete foreman.....	No. Salary	No. Salary	No. Salary		
Instrument man and supervisor of ditches.....	1 \$2,100	1 \$2,100	1 \$2,100		
Salary range, \$1,680 to \$2,040; average, \$1,680—	1 1,860	1 1,860	1 1,860		
Draftsman.....	1 1,680	1 1,680	1 1,680		
Salary range, \$1,320 to \$1,680; average, \$1,500—					
Timekeeper.....	1 1,440	1 1,440	1 1,440		
Gate tender.....	1 1,320	1 1,320	1 1,320		
Ditch riders.....	10 1,320		10 1,320		
Total average number of employees.....	14	4	15		
Total salaries and wages, field service.....	20,280.00	7,060.00	21,600.00		
The difference between 1927 and 1926 is due to increase in force, \$13,200.					
Miscellaneous and temporary labor, \$8 to \$2 per diem.....	5,720.00	1,920.00	12,253.74		
01 Total salaries and wages.....	26,000.00	9,000.00	33,853.74		
Supplies and materials:					
0230 Fuel.....	250.00	250.00	1,457.28		
0250 Forage and other supplies for animals.....	250.00	250.00	744.76		
0260 Provisions.....			29.32		
0280 Sundry supplies.....			82.36		
02 Total supplies and materials.....	500.00	500.00	2,313.72		
Communication service:					
0500 Telegraph service.....			8.94		
0510 Telephone service.....	100.00	100.00	166.06		
05 Total communication service.....	100.00	100.00	175.00		
06 Travel expenses.....			89.15		
07 Transportation of things (service).....	750.00	750.00	710.33		
10 Furnishing of heat, light, power, water, and electricity (service).....	25.00	25.00	310.00		
11 Rents.....	50.00	50.00	80.00		
12 Repairs and alterations.....	2,000.00	1,000.00	2,285.00		
13 Special and miscellaneous expenses.....	350.00	350.00	2,062.50		
Equipment:					
3000 Passenger-carrying vehicles.....			325.00		
3050 Other equipment.....	225.00	225.00	1,164.21		
30 Total equipment.....	225.00	225.00	1,489.21		
32 Structures and parts and nonstructural improvements to land.....	5,000.00	2,000.00	6,399.65		
Reserve.....		1,000.00			
Total.....	35,000.00	15,000.00	49,768.48		

Estimates of appropriations required for the service of the fiscal year ending June 30, 1927—Continued

General object (title of appropriation), date of acts, references to Statutes at Large, or to Revised Statutes, and estimated amount required for each detailed object	Total amount to be appropriated under each head of appropriation	Amount appropriated for the fiscal year ending June 30, 1926																																																																																																																																																
<p>Irrigation System, Fort Hall Reservation, and Ceded Lands, Idaho— For completion of the enlarging, relocating, and repairing of canals, structures, and dam, and replacing of structures of the irrigation system for the irrigation of lands on the Fort Hall Reservation, Idaho, and lands ceded by the Indians of said reservation, as provided for in the act of May 24, 1922 (Forty-second Statutes at Large, page 568), the same to be reimbursed in accordance with the provisions of said act of May 24, 1922, there is hereby made available until June 30, 1927, not exceeding \$40,000 of the unexpended balance of the appropriations heretofore made for this purpose in the acts of May 24, 1922, Forty-second Statutes at Large, page 568; January 24, 1923, Forty-second Statutes at Large, page 1192; and June 5, 1924, Forty-third Statutes at Large, page 402 [\$30,000: Provided, That the unexpended balance of \$135,600 of the appropriation of \$300,000, made by the act of May 24, 1922, is hereby reappropriated and made available for the same purposes as specified in said act] (acts Mar. 1, 1907, vol. 34, p. 1024, sec. 1; Mar. 3, 1925, vol. 43, p. 1153)</p>		\$30,000.00																																																																																																																																																
<table><tr><th></th><th>Estimated expenditures, 1927 appropriation</th><th>Estimated expenditures, 1926 appropriation</th><th>Expended and obligated, 1925</th></tr><tr><td>Field service:</td><td></td><td></td><td></td></tr><tr><td>Salaries and wages—</td><td></td><td></td><td></td></tr><tr><td>Salary range, \$1,680 to \$2,400; average, \$1,860—</td><td></td><td></td><td></td></tr><tr><td>Draftsman</td><td>Average— No. 1 Salary \$1,680</td><td>Average— No. 1 Salary \$1,680</td><td>Average— No. 1 Salary \$1,680</td></tr><tr><td>Salary range, \$1,320 to \$1,680; average, \$1,500—</td><td></td><td></td><td></td></tr><tr><td>Foreman</td><td>1 1,500</td><td>1 1,500</td><td>1 1,500</td></tr><tr><td>Timekeeper</td><td>1 1,440</td><td>1 1,440</td><td>1 1,440</td></tr><tr><td>Total average number of employees</td><td>3</td><td>3</td><td>3</td></tr><tr><td>Total salaries and wages, field service</td><td>4,620.00</td><td>4,620.00</td><td>4,620.00</td></tr><tr><td>Miscellaneous and temporary labor, \$8 to \$2 per diem</td><td>15,380.00</td><td>95,380.00</td><td>102,399.58</td></tr><tr><td>01 Total salaries and wages</td><td>20,000.00</td><td>100,000.00</td><td>107,019.58</td></tr><tr><td>Supplies and materials:</td><td></td><td></td><td></td></tr><tr><td>0200 Stationery and office supplies</td><td></td><td>150.00</td><td>72.54</td></tr><tr><td>0230 Fuel</td><td>1,000.00</td><td>7,000.00</td><td>7,102.98</td></tr><tr><td>0260 Provisions</td><td>2,000.00</td><td>10,000.00</td><td>10,985.20</td></tr><tr><td>0280 Sundry supplies</td><td>500.00</td><td>1,500.00</td><td>2,014.87</td></tr><tr><td>02 Total supplies and materials</td><td>3,500.00</td><td>18,650.00</td><td>20,175.59</td></tr><tr><td>Communication service:</td><td></td><td></td><td></td></tr><tr><td>0500 Telegraph service</td><td>50.00</td><td>50.00</td><td>36.36</td></tr><tr><td>0510 Telephone service</td><td>250.00</td><td>250.00</td><td>313.64</td></tr><tr><td>0520 Other communication service</td><td></td><td></td><td>2.00</td></tr><tr><td>05 Total communication service</td><td>300.00</td><td>300.00</td><td>352.00</td></tr><tr><td>Travel expenses:</td><td></td><td></td><td></td></tr><tr><td>0615 Transportation</td><td>50.00</td><td>50.00</td><td>88.40</td></tr><tr><td>0616 Subsistence</td><td></td><td>150.00</td><td>137.00</td></tr><tr><td>06 Total travel expenses</td><td>50.00</td><td>200.00</td><td>225.40</td></tr><tr><td>07 Transportation of things (service)</td><td>1,000.00</td><td>4,000.00</td><td>4,389.56</td></tr><tr><td>08 Printing, binding, photographing, etc.</td><td>100.00</td><td>100.00</td><td>209.57</td></tr><tr><td>11 Rents</td><td></td><td></td><td>18.00</td></tr><tr><td>12 Repairs and alterations</td><td>5,000.00</td><td>8,000.00</td><td>8,738.16</td></tr><tr><td>13 Special and miscellaneous expenses</td><td></td><td></td><td>12.00</td></tr><tr><td>30 Equipment</td><td>5,050.00</td><td>2,300.00</td><td>2,065.99</td></tr><tr><td>32 Structures and parts and nonstructural improvements to land</td><td>5,000.00</td><td>31,550.00</td><td>34,641.58</td></tr><tr><td>Reserve</td><td></td><td>500.00</td><td></td></tr><tr><td>Total</td><td>40,000.00</td><td>165,600.00</td><td>177,847.43</td></tr></table>		Estimated expenditures, 1927 appropriation	Estimated expenditures, 1926 appropriation	Expended and obligated, 1925	Field service:				Salaries and wages—				Salary range, \$1,680 to \$2,400; average, \$1,860—				Draftsman	Average— No. 1 Salary \$1,680	Average— No. 1 Salary \$1,680	Average— No. 1 Salary \$1,680	Salary range, \$1,320 to \$1,680; average, \$1,500—				Foreman	1 1,500	1 1,500	1 1,500	Timekeeper	1 1,440	1 1,440	1 1,440	Total average number of employees	3	3	3	Total salaries and wages, field service	4,620.00	4,620.00	4,620.00	Miscellaneous and temporary labor, \$8 to \$2 per diem	15,380.00	95,380.00	102,399.58	01 Total salaries and wages	20,000.00	100,000.00	107,019.58	Supplies and materials:				0200 Stationery and office supplies		150.00	72.54	0230 Fuel	1,000.00	7,000.00	7,102.98	0260 Provisions	2,000.00	10,000.00	10,985.20	0280 Sundry supplies	500.00	1,500.00	2,014.87	02 Total supplies and materials	3,500.00	18,650.00	20,175.59	Communication service:				0500 Telegraph service	50.00	50.00	36.36	0510 Telephone service	250.00	250.00	313.64	0520 Other communication service			2.00	05 Total communication service	300.00	300.00	352.00	Travel expenses:				0615 Transportation	50.00	50.00	88.40	0616 Subsistence		150.00	137.00	06 Total travel expenses	50.00	200.00	225.40	07 Transportation of things (service)	1,000.00	4,000.00	4,389.56	08 Printing, binding, photographing, etc.	100.00	100.00	209.57	11 Rents			18.00	12 Repairs and alterations	5,000.00	8,000.00	8,738.16	13 Special and miscellaneous expenses			12.00	30 Equipment	5,050.00	2,300.00	2,065.99	32 Structures and parts and nonstructural improvements to land	5,000.00	31,550.00	34,641.58	Reserve		500.00		Total	40,000.00	165,600.00	177,847.43		
	Estimated expenditures, 1927 appropriation	Estimated expenditures, 1926 appropriation	Expended and obligated, 1925																																																																																																																																															
Field service:																																																																																																																																																		
Salaries and wages—																																																																																																																																																		
Salary range, \$1,680 to \$2,400; average, \$1,860—																																																																																																																																																		
Draftsman	Average— No. 1 Salary \$1,680	Average— No. 1 Salary \$1,680	Average— No. 1 Salary \$1,680																																																																																																																																															
Salary range, \$1,320 to \$1,680; average, \$1,500—																																																																																																																																																		
Foreman	1 1,500	1 1,500	1 1,500																																																																																																																																															
Timekeeper	1 1,440	1 1,440	1 1,440																																																																																																																																															
Total average number of employees	3	3	3																																																																																																																																															
Total salaries and wages, field service	4,620.00	4,620.00	4,620.00																																																																																																																																															
Miscellaneous and temporary labor, \$8 to \$2 per diem	15,380.00	95,380.00	102,399.58																																																																																																																																															
01 Total salaries and wages	20,000.00	100,000.00	107,019.58																																																																																																																																															
Supplies and materials:																																																																																																																																																		
0200 Stationery and office supplies		150.00	72.54																																																																																																																																															
0230 Fuel	1,000.00	7,000.00	7,102.98																																																																																																																																															
0260 Provisions	2,000.00	10,000.00	10,985.20																																																																																																																																															
0280 Sundry supplies	500.00	1,500.00	2,014.87																																																																																																																																															
02 Total supplies and materials	3,500.00	18,650.00	20,175.59																																																																																																																																															
Communication service:																																																																																																																																																		
0500 Telegraph service	50.00	50.00	36.36																																																																																																																																															
0510 Telephone service	250.00	250.00	313.64																																																																																																																																															
0520 Other communication service			2.00																																																																																																																																															
05 Total communication service	300.00	300.00	352.00																																																																																																																																															
Travel expenses:																																																																																																																																																		
0615 Transportation	50.00	50.00	88.40																																																																																																																																															
0616 Subsistence		150.00	137.00																																																																																																																																															
06 Total travel expenses	50.00	200.00	225.40																																																																																																																																															
07 Transportation of things (service)	1,000.00	4,000.00	4,389.56																																																																																																																																															
08 Printing, binding, photographing, etc.	100.00	100.00	209.57																																																																																																																																															
11 Rents			18.00																																																																																																																																															
12 Repairs and alterations	5,000.00	8,000.00	8,738.16																																																																																																																																															
13 Special and miscellaneous expenses			12.00																																																																																																																																															
30 Equipment	5,050.00	2,300.00	2,065.99																																																																																																																																															
32 Structures and parts and nonstructural improvements to land	5,000.00	31,550.00	34,641.58																																																																																																																																															
Reserve		500.00																																																																																																																																																
Total	40,000.00	165,600.00	177,847.43																																																																																																																																															
<p>Maintenance and Operation, Irrigation Systems, Fort Belknap Reservation, Mont. (Reimbursable)— For maintenance and operation, including repairs of the irrigation systems on the Fort Belknap Reservation, in Montana, [\$25,000] \$20,000, reimbursable in accordance with the provisions of the act of April 4, 1910 (acts June 10, 1896, vol. 29, p. 351, sec. 8; Apr. 30, 1908, vol. 35, p. 83, sec. 1; Mar. 3, 1925, vol. 43, p. 1153)</p>	\$20,000.00	25,000.00																																																																																																																																																

Estimates of appropriations required for the service of the fiscal year ending June 30, 1927—Continued

General object (title of appropriation), date of acts, references to Statutes at Large, or to Revised Statutes, and estimated amount required for each detailed object				Total amount to be appropriated under each head of appropriation	Amount appropriated for the fiscal year ending June 30, 1926
<i>Maintenance and Operation, Irrigation Systems, Fort Belknap Reservation, Mont. (Reimbursable)—Continued.</i>					
	Estimated expenditures, 1927 appropriation	Estimated expenditures, 1926 appropriation	Expended and obligated, 1925		
Field service:					
Salaries and wages—	Average—	Average—	Average—		
Salary range, \$1,860 to \$2,400; average, \$2,130—	No. Salary	No. Salary	No. Salary		
Foreman.....	1 \$1,860	1 \$1,860	1 \$1,860		
Salary range, \$1,320 to \$1,680; average, \$1,500—					
Ditch riders.....	1½ 1,320	1½ 1,320	1½ 1,320		
Stenographer-clerk.....	½ 1,500	½ 1,500	½ 1,500		
Salary range, \$1,680 to \$2,040; average, \$1,860—					
Clerk-cost accountant.....	½ 1,680	½ 1,680	½ 1,680		
Total average number of employees.....	2½	2½	2½		
Total salaries and wages, field service.....	3,885.00	3,885.00	3,885.00		
Miscellaneous and temporary labor, \$8 to \$2 per diem.....	9,115.00	12,115.00	17,922.07		
01 Total salaries and wages.....	13,000.00	16,000.00	21,807.07		
Supplies and materials:					
0230 Fuel.....	750.00	750.00	781.06		
0250 Forage and other supplies for animals.....	250.00	250.00	201.20		
0280 Sundry supplies.....	25.00	25.00	23.61		
02 Total supplies and materials.....	1,025.00	1,025.00	1,005.87		
06 Travel expenses.....	75.00	75.00	74.39		
07 Transportation of things (service).....	600.00	600.00	703.10		
12 Repairs and alterations.....	3,000.00	3,000.00	3,370.77		
Equipment:					
3000 Passenger-carrying vehicles.....			491.00		
3050 Other equipment.....	750.00	750.00	961.40		
30 Total equipment.....	750.00	750.00	1,452.40		
32 Structures and parts and nonstructural improvements to land.....	1,550.00	2,550.00	1,928.00		
Reserve.....		1,000.00			
Total.....	20,000.00	26,000.00	30,341.60		
<i>Irrigation Systems, Flathead Reservation, Mont. (Reimbursable)—</i>					
For continuing construction, maintenance, and operation of the irrigation systems on the Flathead Indian Reservation, in Montana, by and under the direction of the Commissioner of Indian Affairs, including the purchase of any necessary rights or property, [\$35,000, of which \$10,000 shall be available only for the completion of the Taber feed canal] \$225,000 (reimbursable) (acts Apr. 30, 1908, vol. 35, p. 83, sec. 1; May 18, 1916, vol. 39, p. 140, sec. 10; Mar. 3, 1925, vol. 43, p. 1153)				\$225,000.00	\$35,000.00
	Estimated expenditures, 1927 appropriation	Estimated expenditures, 1926 appropriation	Expended and obligated, 1925		
Field service:					
Salaries and wages—	Average—	Average—	Average—		
Salary range, \$3,000 to \$3,600; average, \$3,300—	No. Salary	No. Salary	No. Salary		
Engineer.....	½ \$3,000	½ \$3,000	½ \$3,000		
Salary range, \$2,100 to \$2,700; average, \$2,400—					
Assistant engineer.....	1 2,300	1 2,300	1 2,300		
Water masters.....	2 2,100	2 2,100	2 2,100		
Chief clerk and special disbursing agent.....	½ 2,100	½ 2,100	½ 2,100		
Salary range, \$1,860 to \$2,400; average, \$2,100—					
Water masters.....	1½ 1,920	1½ 1,920	1½ 1,920		
Instrumentmen.....	1½ 1,860	1½ 1,860	1½ 1,860		
Salary range, \$1,680 to \$2,040; average, \$1,860—					
Garageman.....	½ 1,800	½ 1,800	½ 1,800		
Hydrographer.....	½ 1,680	½ 1,680	½ 1,680		
Storekeeper.....	½ 1,800	½ 1,800	½ 1,800		
Foreman.....	½ 1,800	½ 1,800	½ 1,800		
Salary range, \$1,320 to \$1,680; average, \$1,500—					
Clerk.....	½ 1,500	½ 1,500	½ 1,500		
Stenographer.....			1 1,600		
Ditch riders.....			5½ 1,440		
Total average number of employees.....	11½	11½	17½		
Total salaries and wages, field service.....	22,830.00	22,830.00	32,010.00		
Miscellaneous and temporary labor, \$8 to \$2 per diem.....	105,170.00	5,170.00	67,843.91		
01 Total salaries and wages.....	128,000.00	28,000.00	99,853.91		
Supplies and materials:					
0200 Stationery and office supplies.....	50.00	50.00	59.71		
0210 Medical and hospital supplies.....			68.19		
0230 Fuel.....	15,000.00	500.00	10,112.36		
0250 Forage and other supplies for animals.....	1,250.00		838.23		
0260 Provisions.....	10,250.00		7,480.08		
0280 Sundry supplies.....	2,500.00	1,000.00	1,249.19		
02 Total supplies and materials.....	29,050.00	1,550.00	19,797.71		

Estimates of appropriations required for the service of the fiscal year ending June 30, 1927—Continued

General object (title of appropriation), date of acts, references to Statutes at Large, or to Revised Statutes, and estimated amount required for each detailed object				Total amount to be appropriated under each head of appropriation	Amount appropriated for the fiscal year ending June 30, 1926
<i>Irrigation Systems, Flathead Reservation, Mont. (Reimbursable)—Continued.</i>					
	Estimated expenditures, 1927 appropriation	Estimated expenditures, 1926 appropriation	Expended and obligated, 1925		
Communication service:					
0600 Telegraph service.....			\$9.38		
0610 Telephone service.....	\$75.00	\$75.00	92.50		
0520 Other communication service.....			12.77		
05 Total communication service.....	75.00	75.00	114.65		
06 Travel expenses.....	75.00	75.00	87.97		
07 Transportation of things (service).....	3,000.00	1,000.00	2,612.49		
Printing, binding, photographing, etc.:					
0800 Printing and binding.....			7.57		
0830 Photographing and blue prints.....			84.00		
08 Total printing, binding, photographing, etc.....			91.57		
10 Furnishing of heat, light, power, water, and electricity (service).....	25.00	25.00	19.35		
Rents:					
1100 Rent of buildings and structures.....	150.00	150.00	156.83		
1110 Other rents.....			27.43		
11 Total rents.....	150.00	150.00	184.26		
12 Repairs and alterations.....	5,000.00	2,500.00	7,830.66		
13 Special and miscellaneous expenses.....	250.00	250.00	433.52		
30 Equipment.....	500.00		3,637.84		
32 Structures and parts and nonstructural improvements to land.....	58,875.00	875.00	23,096.07		
Reserve.....		500.00			
Total.....	225,000.00	35,000.00	157,760.00		
<i>Maintenance and Operation, Irrigation Systems, Fort Peck Reservation, Mont. (Reimbursable)—</i>					
For maintenance and operation of the irrigation systems on the Fort Peck Indian Reservation in Montana, by and under the direction of the Commissioner of Indian Affairs, including the purchase of any necessary rights or property, [\$8,000] \$12,000 (reimbursable) (<i>acts May 30, 1908, vol. 35, p. 558, sec. 1; Mar. 3, 1925, vol. 43, p. 1153</i>)				\$12,000.00	\$8,000.00
	Estimated expenditures, 1927 appropriation	Estimated expenditures, 1926 appropriation	Expended and obligated, 1925		
Field service:					
Salaries and wages—					
Salary range, \$2,100 to \$2,700; average, \$2,400—	<i>Average—</i>	<i>Average—</i>	<i>Average—</i>		
Watermaster.....	No. 1 Salary \$2,100	No. 1 Salary \$2,100	No. 1 Salary \$2,100		
Salary range, \$1,320 to \$1,680; average, \$1,500—					
Clerk.....	2 1,500	2 1,500	2 1,500		
Ditch riders.....	2 1,440	2 1,440	2 1,440		
Total average number of employees.....	3 1/2	3 1/2	3 1/2		
Total salaries and wages, field service.....	5,230.00	5,230.00	5,230.00		
Miscellaneous and temporary labor, \$8 to \$2 per diem.....	3,770.00	1,770.00	4,045.54		
01 Total salaries and wages.....	9,000.00	7,000.00	9,275.54		
Supplies and materials:					
0230 Fuel.....	700.00	150.00	707.69		
0250 Forage and other supplies for animals.....			11.25		
0280 Sundry supplies.....	50.00	10.00	40.25		
02 Total supplies and materials.....	750.00	160.00	759.19		
Communication service:					
0510 Telephone service.....	100.00	70.00	77.20		
0620 Other communication service.....			2.40		
05 Total communication service.....	100.00	70.00	79.60		
06 Travel expenses.....	50.00		55.37		
07 Transportation of things (service).....	1,050.00	200.00	1,933.75		
11 Rents.....	150.00	120.00	120.40		
12 Repairs and alterations.....	350.00	250.00	434.01		
13 Special and miscellaneous expenses.....	50.00		45.10		
32 Structures and parts and nonstructural improvements to land.....	500.00		37.36		
Reserve.....		200.00			
Total.....	12,000.00	8,000.00	12,740.32		

Estimates of appropriations required for the service of the fiscal year ending June 30, 1927—Continued

General object (title of appropriation), date of acts, references to Statutes at Large, or to Revised Statutes, and estimated amount required for each detailed object				Total amount to be appropriated under each head of appropriation	Amount appropriated for the fiscal year ending June 30, 1926
Irrigation Systems, Blackfeet Reservation, Mont. (Reimbursable)— For improvement, maintenance, and operation of the irrigation systems on the Blackfeet Indian Reservation in Montana, by and under the direction of the Commissioner of Indian Affairs, including the purchase of any necessary rights or property, [\$5,000] \$25,000 (reimbursable) (acts June 10, 1896, vol. 29, p. 355, sec. 9; Apr. 4, 1910, vol. 36, p. 277, sec. 11; Mar. 3, 1925, vol. 43, p. 1153)				\$25, 000. 00	\$5, 000. 00
	Estimated expenditures, 1927 appropriation	Estimated expenditures, 1926 appropriation	Expended and obligated, 1925		
Field service:					
Salaries and wages—	<i>Average—</i>	<i>Average—</i>	<i>Average—</i>		
Salary range, \$2,400 to \$3,000; average, \$2,700—	No. Salary	No. Salary	No. Salary		
Superintendent of construction	1 \$2,400	1 \$2,400	1 \$2,400		
Salary range, \$1,680 to \$2,400; average, \$1,800—					
Clerk	1 1,860	1 1,860	1 1,860		
Watermaster	2 1,860	2 1,860	2 1,860		
Clerk-cost accountant	1 1,680	1 1,680	1 1,680		
Salary range, \$1,140 to \$1,500; average, \$1,320—					
Ditch riders	5 1,200	5 1,200	5 1,200		
Total average number of employees	9 14,560.00	9 14,560.00	9 14,560.00		
Total salaries and wages, field service		2,400.00			
The difference between 1927 and 1926 is due to increase in force, \$23,160.					
Miscellaneous and temporary labor, \$8, to \$2 per diem	2,440.00	1,600.00	2,291.19		
01 Total salaries and wages	17,000.00	4,000.00	16,851.19		
Supplies and materials:					
0230 Fuel	2,000.00	100.00	1,921.27		
0250 Forage and other supplies for animals	500.00		581.75		
0280 Sundry supplies	50.00	25.00	89.73		
02 Total supplies and materials	2,550.00	125.00	2,592.75		
Communication service:					
0500 Telegraph service			1.63		
0520 Other communication service			1.20		
05 Total communication service			2.83		
06 Travel expenses	35.00		26.38		
07 Transportation of things (service)	765.00	175.00	870.00		
11 Rents			7.50		
12 Repairs and alterations	3,875.00	500.00	1,637.09		
13 Special and miscellaneous expenses			199.68		
30 Equipment	25.00		22.29		
32 Structures and parts and nonstructural improvements to land	750.00	100.00	419.82		
Reserve		100.00			
Total	25,000.00	5,000.00	22,629.83		
Maintenance and Operation, Irrigation Systems, Crow Reservation, Mont. (Reimbursable)— For maintenance and operation of the irrigation systems on the Crow Reservation, Montana, including maintenance assessments payable to the Two Leggings Water Users' Association, and Bozeman Trail Ditch Company, Montana, properly assessable against lands allotted to the Indians irrigable thereunder, [\$16,000] \$5,000 , to be reimbursed under such rules and regulations as may be prescribed by the Secretary of the Interior (acts June 30, 1919, vol. 41, p. 16, sec. 10; Mar. 3, 1925, vol. 43, p. 1153)				5, 000. 00	16, 000. 00
	Estimated expenditures, 1927 appropriation	Estimated expenditures, 1926 appropriation	Expended and obligated, 1925		
Field service:					
Salaries and wages—	<i>Average—</i>	<i>Average—</i>	<i>Average—</i>		
Salary range, \$3,000 to \$3,600; average, \$3,300—	No. Salary	No. Salary	No. Salary		
Engineer	1 \$3,000	1 \$3,000	1 \$3,000		
Salary range, \$1,860 to \$2,400; average, \$2,130—					
Clerk-instrument man	1 1,860	1 1,860	1 1,860		
Salary range, \$1,500 to \$1,860; average, \$1,680—					
Stenographer-clerk	1 1,500	1 1,500	1 1,500		
Timekeeper property clerk	1 1,500	1 1,500	1 1,500		
Instrument man	1 1,680	1 1,680	1 1,680		
Salary range, \$1,140 to \$1,500; average, \$1,320—					
Ditch riders	4 1,320	4 1,320	4 1,320		
Total average number of employees	6 10,910.00	6 10,910.00	7 12,770.00		
Total salaries and wages, field service					
Miscellaneous and temporary labor, \$3 to \$2 per diem		2,090.00	49,118.90		
01 Total salaries and wages		13,000.00	61,888.90		

Estimates of appropriations required for the service of the fiscal year ending June 30, 1927—Continued

General object (title of appropriation), date of acts, references to Statutes at Large, or to Revised Statutes, and estimated amount required for each detailed object				Total amount to be appropriated under each head of appropriation	Amount appropriated for the fiscal year ending June 30, 1926
Maintenance and Operation Irrigation Systems, Crow Reservation, Mont. (Reimbursable)—Continued.					
	Estimated expenditures, 1927 appropriation	Estimated expenditures, 1926 appropriation	Expended and obligated, 1925		
Supplies and materials:					
0230 Fuel.....			\$1,319.61		
0250 Forage and other supplies for animals.....			2,269.96		
0280 Sundry supplies.....			56.86		
02 Total supplies and materials.....			3,638.43		
Communication service:					
0500 Telegraph service.....			.92		
0510 Telephone service.....			31.15		
0520 Other communication service.....			1.50		
05 Total communication service.....			33.57		
06 Travel expenses.....			53.10		
07 Transportation of things (service).....		\$200.00	663.54		
11 Rents.....			183.33		
12 Repairs and alterations.....	\$5,000.00	1,700.00	2,461.30		
13 Special and miscellaneous expenses.....			4,896.22		
Equipment:					
3000 Passenger-carrying vehicles.....		200.00	396.00		
3050 Other equipment.....			255.01		
30 Total equipment.....		200.00	651.01		
32 Structures and parts and nonstructural improvements to land.....		800.00	5,446.54		
Reserve.....		100.00			
Total.....	5,000.00	16,000.00	79,914.94		
Maintenance and Operation, Irrigation System, Pyramid Lake Reservation, Nev. (Reimbursable)—					
For operation and maintenance of the irrigation system on the Pyramid Lake Reservation, Nevada, \$3,500, reimbursable from any funds of the Indians of this reservation now or hereafter available (acts May 18, 1916, vol. 39, p. 143, sec. 13; Mar. 3, 1925, vol. 43, p. 1153).....				\$3,500.00	\$3,500.00
	Estimated expenditures, 1927 appropriation	Estimated expenditures, 1926 appropriation	Expended and obligated, 1925		
Field service:					
Salaries and wages—	Average—	Average—	Average—		
Salary range, \$1,320 to \$1,680; average, \$1,500—	No. Salary	No. Salary	No. Salary		
Ditchrider.....	1 \$1,320.00	1 \$1,320.00	1 \$1,320.00		
Total average number of employees.....	1	1	1		
Total salaries and wages, field service.....	1,320.00	1,320.00	1,320.00		
Miscellaneous and temporary labor, \$8 to \$2 per diem.....	1,270.00	1,270.00	1,165.13		
01 Total salaries and wages.....	2,600.00	2,600.00	2,485.13		
Supplies and materials:					
0230 Fuel.....	25.00	25.00	29.09		
0280 Sundry supplies.....	10.00	10.00	6.75		
02 Total supplies and materials.....	35.00	35.00	45.84		
05 Communication service.....	5.00	5.00	4.50		
06 Travel expenses.....	75.00	75.00	74.00		
12 Repairs and alterations.....	135.00	135.00	68.53		
32 Structures and parts and nonstructural improvements to land.....	650.00	550.00	535.00		
Reserve.....		100.00			
Total.....	3,500.00	3,500.00	3,203.00		

Estimates of appropriations required for the service of the fiscal year ending June 30, 1927—Continued

General object (title of appropriation), date of acts, references to Statutes at Large, or to Revised Statutes, and estimated amount required for each detailed object				Total amount to be appropriated under each head of appropriation	Amount appropriated for the fiscal year ending June 30, 1926
Reclamation and Maintenance Charges, Paiute Allotted Lands, Newlands Project, Nev. (Reimbursable)— Drainage Assessments, Paiute Allotted Lands, Newlands Project, Nev. (Reimbursable)— <i>For payment of annual installment of reclamation charges on 800.3 acres of Paiute Indian lands within the Newlands project, Nevada, and for operation and maintenance charges against Indian lands within said project, \$13,500; [For reclamation and maintenance charges on lands allotted to Paiute Indians within the Newlands project, Nevada, \$6,000;] for payment of annual drainage assessments against said lands, \$2,500; in all, [\$8,500] \$16,000, reimbursable from any funds of the said Indians now or hereafter available (acts Mar. 3, 1921, vol. 41, p. 1238, sec. 12; Mar. 3, 1925, vol. 43, p. 1153)-----</i>				\$16, 000. 00	\$8, 500. 00
	Estimated expenditures, 1927 appropriation	Estimated expenditures, 1926 appropriation	Expended and obligated, 1925		
32 Structures and parts and nonstructural improvements to land: Paid to United States Reclamation Bureau for reclamation, maintenance, and operating charges-----	\$16, 000	\$8, 500	\$6, 000		
Irrigation System, Laguna Pueblo, N. Mex. (Reimbursable)— <i>For [completing the reconstruction and for] improvement, operation, and maintenance of the irrigation system for the Laguna and Acoma Indians in New Mexico, \$4,000, reimbursable by the Indians benefited, under such rules and regulations as the Secretary of the Interior may prescribe (acts Feb. 14, 1920, vol. 41, p. 423, sec. 13; Mar. 3, 1925, vol. 43, p. 1153)-----</i>				4, 000. 00	4, 000. 00
	Estimated expenditures, 1927 appropriation	Estimated expenditures, 1926 appropriation	Expended and obligated, 1925		
Field service:					
Salaries and wages—	Average—	Average—	Average—		
Salary range, \$2,400 to \$3,000; average, \$2,700—	No. Salary	No. Salary	No. Salary		
Superintendent of construction-----	★ \$2, 500. 00	★ \$2, 500. 00	★ \$2, 500. 00		
Salary range, \$1,320 to \$1,680; average, \$1,500—					
Rodman-----	★ 1, 440. 00	★ 1, 440. 00	★ 1, 440. 00		
Total average number of employees-----	★	★	★		
Total salaries and wages, field service-----	865. 00	865. 00	865. 00		
Miscellaneous and temporary labor, \$8 to \$2 per diem-----	1, 835. 00	1, 835. 00	1, 932. 40		
01 Total salaries and wages-----	2, 700. 00	2, 700. 00	2, 797. 40		
02 Supplies and materials-----	40. 00	40. 00	32. 21		
06 Travel expenses-----	250. 00	250. 00	410. 91		
07 Transportation of things (service)-----	10. 00	10. 00	9. 01		
12 Repairs and alterations-----	700. 00	700. 00	575. 42		
30 Equipment-----			774. 70		
32 Structures and parts and nonstructural improvements to land-----	300. 00		617. 67		
Reserve-----		300. 00			
Total-----	4, 000. 00	4, 000. 00	5, 217. 32		
Improvement, Maintenance, and Operation, Hogback Irrigation Project, Navajo Reservation, N. Mex. (Reimbursable)— <i>For improvement, operation, and maintenance of the Hogback irrigation project on that part of the Navajo Reservation in New Mexico under the jurisdiction of the San Juan Indian School, [\$5,000] \$6,000, reimbursable under such rules and regulations as the Secretary of the Interior may prescribe (acts Mar. 3, 1921, vol. 41, p. 1239, sec. 13; Mar. 3, 1925, vol. 43, p. 1153)-----</i>				6, 000. 00	5, 000. 00
	Estimated expenditures, 1927 appropriation	Estimated expenditures, 1926 appropriation	Expended and obligated, 1925		
Field service:					
Salaries and wages—	Average—	Average—	Average—		
Salary range, \$2,400 to \$3,000; average, \$2,700—	No. Salary	No. Salary	No. Salary		
Superintendent of construction-----	★ \$2, 500. 00	★ \$2, 500. 00	★ \$2, 500. 00		
Salary range, \$1,500 to \$1,880; average, \$1,680—					
Foreman-----	1 1, 500. 00	1 1, 500. 00	1 1, 500. 00		
Total average number of employees-----	1★	1★	1★		
Total salaries and wages, field service-----	2, 125. 00	2, 125. 00	2, 125. 00		
Miscellaneous and temporary labor, \$8 to \$2 per diem-----	1, 875. 00	1, 875. 00	4, 299. 12		
01 Total salaries and wages-----	4, 000. 00	4, 000. 00	6, 424. 12		

Estimates of appropriations required for the service of the fiscal year ending June 30, 1927—Continued

General object (title of appropriation), date of acts, references to Statutes at Large, or to Revised Statutes, and estimated amount required for each detailed object				Total amount to be appropriated under each head of appropriation	Amount appropriated for the fiscal year ending June 30, 1926
Improvement, Maintenance, and Operation, Hogback Irrigation Project, Navajo Reservation, N. Mex. (Reimbursable)—Continued.					
	Estimated expenditures, 1927 appropriation	Estimated expenditures, 1926 appropriation	Expended and obligated, 1925		
Supplies and materials:					
0230 Fuel.....	\$50.00	\$50.00	\$142.75		
0280 Sundry supplies.....	25.00	25.00	29.25		
02 Total supplies and materials.....	75.00	75.00	172.00		
Communication service:					
0500 Telegraph service.....			50.25		
0510 Telephone service.....	25.00	25.00	48.00		
05 Total communication service.....	25.00	25.00	98.25		
06 Travel expenses.....	100.00	100.00	153.97		
07 Transportation of things (service).....	300.00		9.37		
12 Repairs and alterations.....	500.00	500.00	682.37		
30 Equipment.....	500.00		805.31		
32 Structures and parts and nonstructural improvements to land.....	500.00				
Reserve.....		300.00			
Total.....	6,000.00	5,000.00	8,345.39		
Irrigation Project, San Juan Pueblo, N. Mex.—					
[For all purposes necessary for the construction, operation, and maintenance of the San Juan Pueblo project, New Mexico (acts Jan. 24, 1923, vol. 42, p. 1193, sec. 1; Mar. 3, 1925, vol. 43, p. 1153)]					\$5,000.00
	Estimated expenditures, 1926 appropriation	Expended and obligated, 1925			
Field service:					
Salaries and wages—	Average—	Average—			
Salary range, \$2,400 to \$3,000; average, \$2,700—	No. Salary	No. Salary			
Superintendent of construction.....	★ \$2,500.00	★ \$2,500.00			
Total average number of employees.....	★	★			
Total salaries and wages, field service.....	208.33	208.33			
Miscellaneous and temporary labor, \$8 to \$2 per diem.....	1,791.67	1,713.29			
01 Total salaries and wages.....	2,000.00	1,921.62			
02 Supplies and materials.....	50.00	19.05			
07 Transportation of things (service).....	50.00	5.22			
12 Repairs and alterations.....	1,100.00	53.70			
32 Structures and parts and nonstructural improvements to land.....	1,500.00				
Reserve.....	300.00				
Total.....	5,000.00	1,999.59			
Repairs to Irrigation Systems and Flood Protection of Irrigable Lands, Pueblos in New Mexico—					
For repair of damage to irrigation systems resulting from flood and for flood protection of irrigable lands on the several pueblos in New Mexico (acts June 5, 1924, vol. 43, p. 403; Mar. 3, 1925, vol. 43, p. 1153)				\$7,000.00	5,000.00
	Estimated expenditures, 1927 appropriation	Estimated expenditures, 1926 appropriation	Expended and obligated, 1925		
Field service:					
Salaries and wages—	Average—	Average—	Average—		
Salary range, \$2,400 to \$3,000; average, \$2,700—	No. Salary	No. Salary	No. Salary		
Engineer.....	★ \$2,400.00	★ \$2,400.00	★ \$2,400.00		
Superintendent of construction.....	★ 2,400.00	★ 2,400.00	★ 2,400.00		
Total average number of employees.....	★	★	★		
Total salaries and wages, field service.....	400.00	400.00	400.00		
Miscellaneous and temporary labor, \$8 to \$2 per diem.....	5,600.00	3,600.00	3,279.61		
01 Total salaries and wages.....	6,000.00	4,000.00	3,679.61		
02 Supplies and materials.....			22.05		
06 Travel expenses.....	50.00	50.00	48.57		
07 Transportation of things (service).....			7.33		
12 Repairs and alterations.....	650.00	350.00	557.03		
30 Equipment.....	150.00	150.00	204.65		
32 Structures and parts and nonstructural improvements to land.....	150.00	150.00	240.09		
Reserve.....		300.00			
Total.....	7,000.00	5,000.00	4,759.33		

Estimates of appropriations required for the service of the fiscal year ending June 30, 1927—Continued

General object (title of appropriation), date of acts, references to Statutes at Large, or to Revised Statutes, and estimated amount required for each detailed object				Total amount to be appropriated under each head of appropriation	Amount appropriated for the fiscal year ending June 30, 1926
Irrigation Systems, Klamath Reservation, Oreg. (Tribal Funds)— For improvement, maintenance, and operation of the Modoc Point, Sand Creek, Fort Creek, Crooked Creek, and miscellaneous irrigation projects on the Klamath Reservation, [\$8,940] \$8,000 , to be paid from the funds held by the United States in trust for the Klamath Indians in the State of Oregon, said sum, or such part thereof as may be used, to be reimbursed to the tribe under such rules and regulations as the Secretary of the Interior may prescribe (<i>acts Mar. 3, 1911, vol. 36, p. 1071, sec. 18; Mar. 3, 1925, vol. 43, p. 1154</i>).					
	Estimated expenditures, 1927 appropriation	Estimated expenditures, 1926 appropriation	Expended and obligated, 1925		
Field service:					
Salaries and wages—	<i>Average—</i>	<i>Average—</i>	<i>Average—</i>		
Salary range, \$1,680 to \$2,040; average, \$1,860—	No. Salary	No. Salary	No. Salary		
Assistant supervisor of ditches.....	1 \$1,680.00	1 \$1,680.00	1 \$1,680.00		
Ditch rider.....	1 1,620.00	2 1,620.00	2 1,620.00		
Total average number of employees.....	2	3	3		
Total salaries and wages, field service.....	3,300.00	4,920.00	4,920.00		
The difference between 1927 and 1926 is due to decrease in force, \$1,620.					
Miscellaneous and temporary labor, \$8 to \$2 per diem.....	700.00	1,080.00	308.35		
01 Total salaries and wages.....	4,000.00	6,000.00	5,228.35		
02 Supplies and materials.....	100.00	100.00	161.91		
05 Communication service.....	25.00	25.00	27.50		
12 Repairs and alterations.....	75.00	75.00	35.52		
13 Special and miscellaneous.....	500.00	500.00	619.33		
30 Equipment.....			16.75		
32 Structures and parts and nonstructural improvements to land.....	1,300.00	2,240.00	55.92		
Total.....	6,000.00	8,940.00	6,145.28		
Irrigation Systems, Uintah Reservation, Utah (Reimbursable)— For continuing the construction of lateral distributing systems to irrigate the allotted lands of the Uncompahgre, Uintah, and White River Utes in Utah, and to maintain existing irrigation systems authorized under the act of June 21, 1906, \$16,000, to be reimbursed under such rules and regulations as may be prescribed by the Secretary of the Interior (<i>acts June 21, 1906, vol. 34, p. 875, sec. 1; June 30, 1919, vol. 41, p. 37, sec. 21; Mar. 3, 1925, vol. 43, p. 1154</i>).....				\$16,000.00	\$16,000.00
	Estimated expenditures, 1927 appropriation	Estimated expenditures, 1926 appropriation	Expended and obligated, 1925		
Field service:					
Salaries and wages—	<i>Average—</i>	<i>Average—</i>	<i>Average—</i>		
Salary range, \$3,000 to \$3,500; average, \$3,300—	No. Salary	No. Salary	No. Salary		
Engineer.....	1 \$3,000	1 \$3,000	1 \$3,000		
Salary range, \$1,680 to \$2,040; average, \$1,860—					
Supervisors of ditches.....	2 1,980	2 1,980	2 1,980		
Instrumentman.....	1 1,680	1 1,680	1 1,680		
Salary range, \$1,500 to \$1,860; average, \$1,680—					
Ditch riders.....	3 1,620	3 1,620	10 1,620		
Total average number of employees.....	7	7	14		
Total salaries and wages, field service.....	13,500.00	13,500.00	24,840.00		
Miscellaneous and temporary labor, \$8 to \$2 per diem.....	500.00	500.00	13,897.93		
01 Total salaries and wages.....	14,000.00	14,000.00	38,737.93		
Supplies and materials:					
0230 Fuel.....	100.00	100.00	789.88		
0250 Forage and other supplies for animals.....	200.00	200.00	2,002.44		
0280 Sundry supplies.....	150.00	150.00	432.74		
02 Total supplies and materials.....	450.00	450.00	3,225.06		
Communication service:					
0500 Telegraph service.....			2.40		
0510 Telephone service.....	20.00	20.00	32.10		
05 Total communication service.....	20.00	20.00	34.50		
06 Travel expenses.....	480.00	480.00	1,002.45		
07 Transportation of things (service).....	350.00	350.00	845.37		
10 Furnishing of heat, light, power, water, and electricity (service).....			200.27		
11 Rents.....			440.00		
12 Repairs and alterations.....	700.00	600.00	3,711.89		
13 Special and miscellaneous expenses.....			457.24		
30 Equipment.....			541.45		
Reserve.....		100.00			
Total.....	16,000.00	16,000.00	49,195.96		

Estimates of appropriations required for the service of the fiscal year ending June 30, 1927—Continued

General object (title of appropriation), date of acts, references to Statutes at Large, or to Revised Statutes, and estimated amount required for each detailed object				Total amount to be appropriated under each head of appropriation	Amount appropriated for the fiscal year ending June 30, 1926
Maintenance and Operation, Toppenish-Simcoe Irrigation System, Yakima Reservation, Wash. (Reimbursable)— For operation and maintenance, including repairs, of the Toppenish-Simcoe irrigation unit, on the Yakima Reservation, Washington, reimbursable as provided by the act of June 30, 1919 (Forty-first Statutes at Large, page 28) (acts June 30, 1919, vol. 41, p. 28, sec. 22; Mar. 3, 1925, vol. 43, p. 1154)				\$2, 500. 00	\$3, 500. 00
	Estimated expenditures, 1927 appropriation	Estimated expenditures, 1926 appropriation	Expended and obligated, 1925		
Field service:					
Salaries and wages—	Average—	Average—	Average—		
Salary range, \$1,320 to \$1,680; average, \$1,500—	No. 1 Salary \$1,320	No. 1 Salary \$1,320	No. 1 Salary \$1,320		
Ditch rider.....	1	1	1		
Total average number of employees.....	1	1	1		
Total salaries and wages, field service.....	1, 320. 00	1, 320. 00	1, 320. 00		
Miscellaneous and temporary labor, \$8 to \$2 per diem.....	680. 00	680. 00	297. 45		
01 Total salaries and wages.....	2, 000. 00	2, 000. 00	1, 617. 45		
06 Travel expenses.....	80. 00	80. 00			
11 Rents.....	120. 00	120. 00	120. 00		
12 Repairs and alterations.....	100. 00	100. 00			
32 Structures and parts and nonstructural improvements to land.....	200. 00	1, 000. 00			
Reserve.....		200. 00			
Total.....	2, 500. 00	3, 500. 00	1, 737. 45		
Operation and Maintenance of Reservoirs, Yakima Reservation, Wash.— For reimbursement to the reclamation fund the proportionate expense of operation and maintenance of the reservoirs for furnishing stored water to the lands in Yakima Indian Reservation, Washington, in accordance with the provisions of section 22 of the act of August 1, 1914 (Thirty-eighth Statutes at Large, page 604) (acts Aug. 1, 1914, vol. 38, p. 604, sec. 1; Mar. 4, 1915, vol. 38, p. 1228; May 18, 1916, vol. 39, p. 154; Mar. 3, 1925, vol. 43, p. 1154)				11, 000. 00	11, 000. 00
	Estimated expenditures, 1927 appropriation	Estimated expenditures, 1926 appropriation	Expended and obligated, 1925		
32 Structures and parts and nonstructural improvements to land:					
Paid to U. S. Reclamation Bureau for reclamation, maintenance, and operating charges.....	\$11, 000	\$11, 000	\$11, 000		
Diversion Dam and Distribution and Drainage System, Yakima Reservation, Wash. (Reimbursable)— For continuing construction and enlargement of the Wapato irrigation and drainage system, to make possible the utilization of the water supply provided by the act of August 1, 1914 (Thirty-eighth Statutes at Large, page 604), for forty acres of each Indian allotment under the Wapato irrigation project on the Yakima Indian Reservation, Washington, and such other water supply as may be available or obtainable for the irrigation of a total of one hundred and twenty thousand acres of allotted Indian lands on said reservation, [\$10,000] \$6,000: <i>Provided</i> , That the entire cost of said irrigation and drainage system shall be reimbursed to the United States under the conditions and terms of the act of May 18, 1916: <i>Provided further</i> , That the funds hereby appropriated shall be available for the reimbursement of Indian and white landowners for improvements and crops destroyed by the Government in connection with the construction and operation of irrigation canals and drains of this project [: <i>And provided further</i> , That not to exceed \$100 of the amount herein appropriated shall be available for settlement of damages caused in connection with the drainage of Mud Lake] (acts May 18, 1916, vol. 39, p. 154, sec. 24; Mar. 3, 1925, vol. 43, p. 1154)				6, 000. 00	10, 000. 00

Estimates of appropriations required for the service of the fiscal year ending June 30, 1927—Continued

General object (title of appropriation), date of acts, references to Statutes at Large, or to Revised Statutes, and estimated amount required for each detailed object				Total amount to be appropriated under each head of appropriation	Amount appropriated for the fiscal year ending June 30, 1926
Diversion Dam and Distribution and Drainage System, Yakima Reservation, Wash. (Reimbursable)—Continued.					
	Estimated expenditures, 1927 appropriation	Estimated expenditures, 1926 appropriation	Expended and obligated, 1925		
Field service:					
Salaries and wages—					
Salary range, \$3,300 to \$3,900; average, \$3,600—	Average—	Average—	Average—		
Engineer	No. Salary	No. Salary	No. Salary		
Salary range, \$2,700 to \$3,300; average, \$3,000—	✓ \$3,300	✓ \$3,300	✓ \$3,300		
General foreman	✓ 2,700	✓ 2,700	✓ 2,700		
Salary range, \$2,400 to \$3,000; average, \$2,700—					
Engineer	✓ 2,400	✓ 2,400	✓ 2,400		
Assistant engineer	✓ 2,400	✓ 2,400	✓ 2,400		
Chief clerk and special disbursing agent	✓ 2,400	✓ 2,400	✓ 2,400		
Superintendent of construction	✓ 2,500	✓ 2,500	✓ 2,500		
Salary range, \$2,100 to \$2,700; average, \$2,400—					
Chief clerk and special disbursing agent	✓ 2,100	✓ 2,100	✓ 2,100		
Mechanic-shop foreman	✓ 2,100	✓ 2,100	✓ 2,100		
Salary range, \$1,880 to \$2,040; average, \$1,860—					
Foreman-warehouseman	✓ 1,860	✓ 1,860	✓ 1,860		
Mechanic head garageman	✓ 1,860	✓ 1,860	✓ 1,860		
Instrumentman	✓ 1,860	✓ 1,860	✓ 1,860		
Purchasing agent	✓ 1,680	✓ 1,680	✓ 1,680		
Clerk-cost keeper	✓ 1,680	✓ 1,680	✓ 1,680		
Salary range, \$1,320 to \$1,680; average, \$1,500—					
Cost keeper	✓ 1,440	✓ 1,440	✓ 1,440		
Pay-roll clerk	✓ 1,440	✓ 1,440	✓ 1,440		
Timekeeper	✓ 1,440	✓ 1,440	✓ 1,440		
Foreman	✓ 1,500	✓ 1,500	✓ 1,500		
Total average number of employees	2½	2½	2½		
Total salaries and wages, field service	5,153.33	5,153.33	5,153.33		
Miscellaneous and temporary labor, \$8 to \$2 per diem	846.67	2,846.67	4,660.52		
01 Total salaries and wages	6,000.00	8,000.00	9,813.85		
02 Supplies and materials		25.00	21.32		
07 Transportation of things (service)		975.00	958.81		
10 Furnishing of heat, light, power, water, and electricity (service)			183.45		
12 Repairs and alterations		250.00	278.28		
13 Special and miscellaneous expenses			158.86		
30 Equipment		150.00	185.43		
32 Structures and parts and nonstructural improvements to land		400.00			
Reserve		200.00			
Total	6,000.00	10,000.00	11,600.00		
Satus Irrigation Project, Yakima Reservation, Washington (Reimbursable)—					
For operation and maintenance of the Satus unit of the Wapato project that can be irrigated by gravity from the drainage water from the Wapato project, Yakima Reservation, Washington, [\$5,000] \$4,000, to be reimbursed under such rules and regulations as the Secretary of the Interior may prescribe (acts Jan. 24, 1923, vol. 42, p. 1200, sec. 1; Mar. 3, 1925, vol. 43, p. 1154).				\$4,000.00	\$5,000.00
	Estimated expenditures, 1927 appropriation	Estimated expenditures, 1926 appropriation	Expended and obligated, 1925		
Field service:					
Salaries and wages—					
Salary range, \$3,300 to \$3,900; average, \$3,600—	Average—	Average—	Average—		
Engineer	No. Salary	No. Salary	No. Salary		
Salary range, \$1,860 to \$2,400; average, \$2,130—	✓ \$3,300	✓ \$3,300	✓ \$3,300		
Mechanic-shop foreman	✓ 2,100	✓ 2,100	✓ 2,100		
Purchasing agent	✓ 1,860	✓ 1,860	✓ 1,860		
Instrumentman			✓ 1,860		
Salary range, \$1,680 to \$2,040; average, \$1,860—					
Warehouse foreman			✓ 1,680		
Mechanic-garageman			✓ 1,680		
Salary range, \$1,320 to \$1,680; average, \$1,500—					
Clerk-bookkeeper			✓ 1,440		
Voucher clerk			✓ 1,440		
Assistant supervisor of ditches			✓ 1,440		
Foreman			✓ 1,500		
Cost keeper			✓ 1,500		
Timekeeper			✓ 1,440		
Total average number of employees	1,380.00	1,380.00	3½ 5,415.00		
Total salaries and wages, field service					
Miscellaneous and temporary labor, \$8 to \$2 per diem	1,620.00	2,620.00	38,580.57		
01 Total salaries and wages	3,000.00	4,000.00	43,995.57		

Estimates of appropriations required for the service of the fiscal year ending June 30, 1927—Continued

General object (title of appropriation), date of acts, references to Statutes at Large, or to Revised Statutes, and estimated amount required for each detailed object	Total amount to be appropriated under each head of appropriation	Amount appropriated for the fiscal year ending June 30, 1926
--	--	--

Satus Irrigation Project, Yakima Reservation, Washington (Reimbursable)—Contd.

	Estimated expenditures, 1927 appropriation	Estimated expenditures, 1926 appropriation	Expended and obligated, 1925
Supplies and materials:			
0230 Fuel.....			\$534.76
0250 Forage and other supplies for animals.....			100.00
0260 Provisions.....	\$50.00	\$50.00	773.17
0280 Sundry supplies.....	150.00	150.00	401.09
02 Total supplies and materials.....	200.00	200.00	1,809.02
07 Transportation of things (service).....			1,387.48
08 Printing, binding, photographing, etc.....			13.50
11 Rents.....			712.50
12 Repairs and alterations.....	200.00	200.00	1,240.49
30 Equipment.....	50.00	50.00	207.93
32 Structures and parts and nonstructural improvements to land.....	550.00	350.00	
Reserve.....		200.00	
Total.....	4,000.00	5,000.00	49,368.49

Canals and Laterals, Ceded Portion of Wind River Reservation, Wyoming (Reimbursable)—

Irrigation System, Wind River Diminished Reservation, Wyoming (Reimbursable)—

For the extension of canals and laterals on the ceded portion of the Wind River Reservation, Wyoming, to provide for the irrigation of additional Indian lands, and for the Indians' pro rata share of the cost of the operation and maintenance of canals and laterals and for the Indians' pro rata share of the cost of the Big Bend drainage project on the ceded portion of that reservation, and for continuing the work of constructing an irrigation system within the diminished reservation, including the Big Wind River and Dry Creek Canals, and including the maintenance and operation of completed canals, **[\$50,000]** \$55,000, reimbursable as provided by existing law (*acts June 30, 1919, vol. 41, p. 30, sec. 24; Mar. 3, 1925, vol. 43, p. 1154*).....

\$55,000.00

\$50,000.00

[The following unexpended balances of the appropriations hereinafter enumerated shall be covered into the Treasury and carried to the surplus fund immediately upon the approval of this act:

"Irrigation system, Blackfeet Reservation, Montana (reimbursable)," act of May 25, 1918, \$890.31;
 "Irrigation system, Fort Peck Reservation, Montana (reimbursable)," act of May 25, 1918, \$26,192.82;
 "Irrigation system, Klamath Reservation, Oregon (reimbursable)," act of June 30, 1913, \$2,743;
 "Irrigation system, Uintah Reservation, Utah (reimbursable)," act of March 2, 1917, \$378.09;
 "Irrigation system, Wind River Diminished Reservation, Wyoming (reimbursable)," act of May 25, 1918, \$3,349.45;
 "Maintenance and operation, irrigation system, Pima Indian Lands, Arizona (reimbursable)," act of May 25, 1918, \$102.50;
 "Modoc Point Irrigation System, Klamath Reservation, Oregon (reimbursable)," act of May 18, 1916, \$145;
 In all, \$33,801.17.]

	Estimated expenditures, 1927 appropriation	Estimated expenditures, 1926 appropriation	Expended and obligated, 1925
Field as vice:			
Salaries and wages—			
Salary range, \$3,000 to \$3,600; average, \$3,300—	<i>Average—</i>	<i>Average—</i>	<i>Average—</i>
Engineer.....	No. 1 Salary \$3,000	No. 1 Salary \$3,000	No. 1 Salary \$3,000
Salary range, \$1,860 to \$2,400; average, \$2,130—			
Clerk.....	1 1,860	1 1,860	1 1,860
Instrument men.....	1 1,860	1 1,860	1 1,860
Supervisor of ditches.....	1 1,860	1 1,860	1 1,860
Salary range, \$1,680 to \$1,860; average, \$1,720—			
Excavator operator.....	1 1,800	1 1,800	1 1,800
Salary range, \$1,320 to \$1,680; average, \$1,500—			
Ditch riders.....	4 1,440	4 1,440	4 1,440
Rodman.....	1 1,440	1 1,440	1 1,440
Clerk.....	1 1,320	1 1,320	1 1,320
Total average number of employees.....	10	10	10
Total salaries and wages, field service.....	17,055.00	17,055.00	17,055.00
Miscellaneous and temporary labor, \$5 to \$2 per diem.....	27,945.00	22,945.00	103,448.65
01 Total salaries and wages.....	45,000.00	40,000.00	120,503.65

Estimates of appropriations required for the service of the fiscal year ending June 30, 1927—Continued

General object (title of appropriation), date of acts, references to Statutes at Large, or to Revised Statutes, and estimated amount required for each detailed object				Total amount to be appropriated under each head of appropriation	Amount appropriated for the fiscal year ending June 30, 1926
<i>Irrigation System, Wind River Diminished Reservation, Wyoming (Reimbursable)—Continued.</i>					
	Estimated expenditures, 1927 appropriation	Estimated expenditures, 1926 appropriation	Expended and obligated, 1925		
Supplies and materials:					
0230 Fuel.....	\$2,050.00	\$2,050.00	\$6,136.35		
0250 Forage and other supplies for animals.....	300.00	300.00	410.42		
0280 Sundry supplies.....	700.00	700.00	1,478.48		
02 Total supplies and materials.....	3,050.00	3,050.00	8,025.25		
Communication service:					
0500 Telegraph service.....			8.07		
0510 Telephone service.....	50.00	50.00	69.55		
05 Total communication service.....	50.00	50.00	77.62		
06 Travel expenses.....	150.00	150.00	89.59		
07 Transportation of things (service).....	2,500.00	2,500.00	9,506.20		
12 Repairs and alterations.....			10,193.94		
13 Special and miscellaneous expenses.....			118.17		
Equipment:					
3000 Passenger-carrying vehicles.....	250.00	250.00	558.60		
3050 Other equipment.....	500.00		6,566.35		
30 Total equipment.....	750.00	250.00	7,124.95		
32 Structures and parts and nonstructural improvements to land.....	3,500.00	3,500.00	9,251.50		
Reserve.....		500.00			
Total.....	55,000.00	50,000.00	164,890.87		
<i>Indian Schools, Support—</i>					
For the support of Indian day and industrial schools not otherwise provided for, and other educational and industrial purposes in connection therewith, [\$2,445,000] \$2,420,000: Provided , That not to exceed [\$40,000] \$25,000 of this appropriation may be used for the support and education of deaf and dumb or blind or mentally deficient Indian children: <i>Provided further</i> , That \$3,500 of this appropriation may be used for the education and civilization of the Alabama and Coushatta Indians in Texas: <i>Provided further</i> , That not to exceed \$25,000 of the above appropriation may be used for providing additional school facilities for the Pueblo and Hopi Indians: <i>Provided further</i> , That not more than \$20,000 of the above appropriation may be used for the education of the full-blood Choctaw Indians of Mississippi by establishing, equipping, and maintaining day schools, including the purchase of land and the construction of necessary buildings and their equipment, and for the tuition of full-blood Mississippi Choctaw Indian children enrolled in the public schools: <i>Provided further</i> , That all reservation and nonreservation boarding schools with an average attendance of less than forty-five and eighty pupils, respectively, shall be discontinued on or before the beginning of the fiscal year [1926] 1927 . The pupils in schools so discontinued shall be transferred first, if possible, to Indian day schools or State public schools; second, to adjacent reservation or nonreservation boarding schools, to the limit of the capacity of said schools: <i>Provided further</i> , That all day schools with an average attendance of less than eight shall be discontinued on or before the beginning of the fiscal year [1926] 1927 : <i>And provided further</i> , That all moneys appropriated for any school discontinued pursuant to this act or for other cause shall be returned immediately to the Treasury of the United States: <i>And provided further</i> , That not more than \$350,000 of the amount herein appropriated may be expended for the tuition of Indian children enrolled in the public schools under such rules and regulations as the Secretary of the Interior may prescribe, but formal contracts shall not be required for compliance with section 3744 of the Revised Statutes: <i>And provided further</i> , That no part of this appropriation shall be used for the support of Indian day and industrial schools where specific appropriation is made (<i>acts Aug. 15, 1876, vol. 19, p. 197, sec. 1; Mar. 3, 1925, vol. 43, p. 1155</i>).....				\$2,420,000.00	\$2,445,000.00

Estimates of appropriations required for the service of the fiscal year ending June 30, 1927—Continued

General object (title of appropriation), date of acts, references to Statutes at Large, or to Revised Statutes, and estimated amount required for each detailed object				Total amount to be appropriated under each head of appropriation	Amount appropriated for the fiscal year ending June 30, 1926
<i>Indian Schools, Support—Continued.</i>					
	Estimated expenditures, 1927 appropriation	Estimated expenditures, 1926 appropriation	Expended and obligated, 1925		
Field service:					
Salaries and wages—	Average—	Average—	Average—		
Salary range, \$5,200 to \$6,000; average, \$5,600—	No. Salary	No. Salary	No. Salary		
Chief supervisor of education.....	1 \$5,200	1 \$5,200	1 \$5,200		
Salary range, \$3,800 to \$5,000; average, \$4,400—					
Supervisors.....	5 3,800	5 3,800	6 3,800		
Salary range, \$3,300 to \$3,900; average, \$3,600—					
Superintendents.....	3½ 3,300	3½ 3,300	3½ 3,300		
Superintendent and physician.....	½ 3,300	½ 3,300	½ 3,300		
Salary range, \$3,000 to \$3,600; average, \$3,300—					
Superintendents.....	4½ 3,000	4½ 3,000	4½ 3,000		
Assistant supervisor.....	1 3,000	1 3,000	2 3,000		
Supervisor of home economics.....	1 3,000	1 3,000	1 3,000		
Salary range, \$2,700 to \$3,300; average, \$3,000—					
Superintendents.....	5 2,720	5 2,720	6 2,717		
Salary range, \$2,400 to \$3,000; average, \$2,700—					
Superintendents.....	12½ 2,400	12½ 2,400	12½ 2,400		
Traveling auditors.....	2 2,400	2 2,400	2 2,400		
Special supervisor.....			½ 2,800		
Salary range, \$2,100 to \$2,700; average, \$2,400—					
Superintendents.....	16½ 2,100	16½ 2,100	17½ 2,100		
Physicians.....	1½ 2,100	1½ 2,100	½ 2,100		
Salary range, \$1,860 to \$2,400; average, \$2,100—					
Superintendents.....	5 1,872	5 1,872	4½ 1,860		
Principal.....	1 1,860	1 1,860	1 1,860		
Physicians.....	7½ 1,860	7½ 1,860	9½ 1,860		
Chief clerk.....	½ 2,100	½ 2,100	1½ 1,980		
Day-school inspectors.....	2 1,860	2 1,860	1 1,860		
Salary range, \$1,680 to \$2,040; average, \$1,860—					
Principal and day-school inspectors.....	3 1,680	3 1,680	3 1,680		
Principals.....	9 1,680	9 1,680	9 1,680		
Principal teacher.....			1 1,680		
Clerk.....	½ 1,680	½ 1,680	½ 1,680		
Field clerk.....	½ 1,680	½ 1,680	½ 1,680		
General mechanic.....	½ 1,680	½ 1,680	½ 1,680		
Salary range, \$1,500 to \$1,860; average, \$1,680—					
Principals.....	23 1,500	23 1,500	23 1,500		
Principal teacher.....	1 1,500	1 1,500	1 1,500		
Nurses.....	9½ 1,500	9½ 1,500	9½ 1,500		
Financial clerk.....	½ 1,500	½ 1,500	½ 1,500		
Clerks.....	3½ 1,500	3½ 1,500	2½ 1,500		
Day-school inspectors.....	2 1,500	2 1,500	2 1,500		
Nurse and field matron.....			½ 1,500		
Salary range, \$1,440 to \$1,680; average, \$1,560—					
Carpenter (head).....	1 1,440	1 1,440	1 1,440		
Salary range, \$1,320 to \$1,680; average, \$1,500—					
Principal teachers.....	2 1,320	2 1,320	3 1,320		
Teachers (principal).....	3 1,320	3 1,320	4 1,320		
Teachers (head).....	4 1,320	4 1,320	4 1,320		
General mechanic-engineer.....	1 1,320	1 1,320	1 1,320		
Engineers.....	22 1,323	22 1,323	19 1,323		
Day-school inspector.....	1 1,320	1 1,320	1 1,320		
Nurseryman.....	1 1,320	1 1,320	1 1,320		
Clerks.....	6 1,320	6 1,320	6 1,320		
Financial clerks.....	1½ 1,320	1½ 1,320	3½ 1,335		
Assistant clerks.....	3 1,320	3 1,320	4 1,320		
Forest guard.....	½ 1,440	½ 1,440			
Farmer.....			1 1,320		
Salary range, \$1,200 to \$1,500; average, \$1,350—					
Kindergartners.....	2 1,200	2 1,200	3 1,200		
Teachers.....	246½ 1,200	246½ 1,200	256½ 1,200		
General mechanics.....	8 1,200	8 1,200	6 1,200		
Farmers.....	20½ 1,200	20½ 1,200	20 1,200		
Disciplinarians.....	10 1,200	10 1,200	9 1,200		
Disciplinarian-dairyman.....	1 1,200	1 1,200	1 1,200		
Disciplinarian-band leaders.....	2 1,200	2 1,200	2 1,200		
Industrial teachers.....	2 1,200	2 1,200	2 1,200		
Teachers, home economics.....	4 1,200	4 1,200	2 1,200		
Domestic science teachers.....	2 1,200	2 1,200	2 1,200		
Salary range, \$1,200 to \$1,500; average, \$1,350—					
Dairymen.....	2½ 1,200	2½ 1,200	2 1,200		
Hospital matron.....	1 1,200	1 1,200	1 1,200		
Matron (head).....	1 1,200	1 1,200	1 1,200		
General mechanics.....	1½ 1,260	1½ 1,260	1½ 1,260		
Farmers.....	3 1,320	3 1,320			
Outing and field matron.....			½ 1,200		
Salary range, \$1,140 to \$1,320; average, \$1,230—					
Assistant engineers.....	6 1,140	6 1,140	7 1,140		
Salary range, \$1,140 to \$1,500; average, \$1,320—					
Stockman.....	1 1,140	1 1,140	1 1,140		
Financial clerks.....	4 1,140	4 1,140	5 1,140		
Clerk.....	1 1,140	1 1,140	1 1,140		
Assistant clerks.....	3 1,140	3 1,140	3 1,140		
Assistant clerk-stenographer.....	1 1,140	1 1,140	1 1,140		
Stenographer and typewriter.....	1 1,140	1 1,140	1 1,140		
General mechanic-carpenter.....	1 1,140	1 1,140	1 1,140		
Carpenters.....	15 1,144	15 1,144	14 1,144		
Carpenter-painters.....	2 1,140	2 1,140	2 1,140		
Carpenter-engineer.....	1 1,140	1 1,140	1 1,140		
Painter.....	1 1,140	1 1,140	1 1,140		
Matrons.....	5 1,162	5 1,162	3 1,140		
Bandmaster.....			1 1,140		

* Shortened grade for Indian Service.

Estimates of appropriations required for the service of the fiscal year ending June 30, 1927—Continued

General object (title of appropriation), date of acts, references to Statutes at Large, or to Revised Statutes, and estimated amount required for each detailed object	Total amount to be appropriated under each head of appropriation		Amount appropriated for the fiscal year ending June 30, 1926
Indian Schools, Support—Continued.			
	Estimated expenditures, 1927 appropriation	Estimated expenditures, 1926 appropriation	Expended and obligated, 1925
Field service—Continued.			
Salaries and wages—Continued.			
Salary range, \$1,020 to \$1,260; average, \$1,140 1—	Average—	Average—	Average—
Blacksmiths.....	No. 2 Salary \$1,050	No. 2 Salary \$1,050	No. 1 Salary \$1,020
Shoe and harness makers.....	3 1,020	3 1,020	3 1,020
Salary range, \$960 to \$1,260; average, \$1,110 1—			
Mechanic.....	1 960	1 960	1 960
Assistant engineer.....	1 960	1 960	1 960
Matrons.....	27 960	27 960	26 969
Salary range, \$900 to \$1,260; average, \$1,080—			
Disciplinarians.....	14 930	14 930	12 930
Gardener.....	1 960	1 960	1 960
Gardener-blacksmith.....	1 900	1 900	1 900
Weavers.....	1 900	1 900	2 900
Matrons.....	42 900	42 900	36 900
Bakers.....	18 903	18 903	18 903
Watchman.....	1 900	1 900	1 900
Watchman and shoe and harness maker.....	1 900	1 900	1 900
Cook and laundress.....	1 900	1 900	1 900
Cooks.....	20 900	20 900	17 900
Assistant disciplinarians.....	4 915	4 915	2 930
Gardener.....	1 900	1 900	1 900
Assistant cook.....	1 900	1 900	1 900
Salary range, \$900 to \$1,140; average, \$1,020 1—			
Assistant teachers.....	8 900	8 900	7 900
Assistant domestic science teacher.....	1 900	1 900	1 900
Seamstresses.....	33 900	33 900	30 900
Seamstress-laundress.....	1 900	1 900	1 900
Salary range, \$780 to \$1,140; average, \$960—			
Housekeepers.....	3 780	3 780	4 780
Matron.....	1 780	1 780	1 780
Assistant matrons.....	12 780	12 780	13 780
Baker.....	1 780	1 780	1 780
Cooks.....	19 789	19 789	18 787
Assistant cooks.....	2 780	2 780	4 780
Assistant cook and dining-room matron.....	1 780	1 780	1 780
Seamstress.....	1 780	1 780	1 780
Laundresses.....	35 789	35 789	32 789
Salary range, \$600 to \$780; average, \$690—			
Assistant seamstresses.....	2 780	2 780	3 720
Assistant laundresses.....	2 600	2 600	2 600
Assistant cooks.....	7 677	7 677	9 680
Assistants.....	56 604	56 604	64½ 605
Salary range, \$480 to \$600; average, \$540 1—			
Housekeepers.....	68 480	68 480	71 480
Assistant teacher.....	1 480	1 480	1 480
Ungraded—			
Matron.....	1 600	1 600	1 600
Laborers.....	61½ 856	61½ 850	60 866
Physicians (contract).....	4½ 592	4½ 592	7½ 680
Total average number of employees.....	977½	977½	964½
Total salaries and wages, field service.....	1,073,415.00	1,073,415.00	1,068,919.00
Miscellaneous and temporary labor, \$4 to \$1 per diem.....	20,000.00	20,000.00	16,910.04
01 Total salaries and wages.....	1,093,415.00	1,093,415.00	1,115,829.04
Supplies and materials:			
0200 Stationery and office supplies.....	32,600.00	32,600.00	32,566.59
0210 Medical and hospital supplies.....	7,000.00	8,000.00	5,449.88
0220 Scientific and educational supplies.....	23,000.00	25,000.00	21,991.61
0230 Fuel.....	104,000.00	106,000.00	102,335.64
0240 Wearing apparel and sewing supplies.....	195,000.00	195,000.00	174,309.74
0250 Forage and other supplies for animals.....	30,000.00	31,000.00	27,735.61
0260 Provisions.....	245,000.00	240,000.00	221,159.70
0280 Sundry supplies.....	32,500.00	32,500.00	14,284.13
02 Total supplies and materials.....	669,100.00	670,100.00	599,832.90
Communication service:			
0500 Telegraph service.....	300.00	300.00	176.38
0510 Telephone service.....	2,100.00	2,100.00	1,825.11
0520 Other communication service.....	100.00	100.00	9.68
05 Total communication service.....	2,500.00	2,500.00	2,011.17
Travel expenses:			
0615 Transportation.....	14,500.00	15,000.00	12,605.36
0616 Subsistence.....	9,500.00	10,000.00	8,904.00
06 Total travel expenses.....	24,000.00	25,000.00	21,509.36
07 Transportation of things (service).....	80,000.00	80,000.00	70,335.11

¹ Shortened grade for Indian Service.

Estimates of appropriations required for the service of the fiscal year ending June 30, 1927—Continued

General object (title of appropriation), date of acts, references to Statutes at Large, or to Revised Statutes, and estimated amount required for each detailed object				Total amount to be appropriated under each head of appropriation	Amount appropriated for the fiscal year ending June 30, 1926
<i>Indian Schools, Support—Continued.</i>					
	Estimated expenditures, 1927 appropriation	Estimated expenditures, 1926 appropriation	Expended and obligated, 1925		
Printing, binding, photographing, etc.:					
0600 Printing and binding			\$64.48		
0830 Photographing and blue prints			67.40		
08 Total printing, binding, photographing, etc.			131.88		
10 Furnishing of heat, light, power, water, and electricity (service)					
11 Rents	\$13,000.00	\$15,000.00	11,487.29		
12 Repairs and alterations	1,000.00	1,500.00	1,090.70		
13 Special and miscellaneous expenses	45,000.00	45,000.00	44,268.10		
	8,985.00	6,485.00	5,613.02		
Grants, subsidies, and contributions:					
2240 Tuition	350,000.00	350,000.00	260,541.32		
2250 Burial expenses	1,000.00	1,000.00	45.00		
22 Total grants, subsidies, and contributions	351,000.00	351,000.00	260,586.32		
Equipment:					
3000 Passenger-carrying vehicles	3,500.00	5,000.00	4,420.35		
3010 Furniture, furnishings, and fixtures	75,000.00	75,000.00	69,228.54		
3020 Educational, scientific, and recreational equipment	6,500.00	7,000.00	3,109.67		
3040 Live stock	7,000.00	7,000.00	4,475.08		
3050 Other equipment	35,000.00	30,000.00	28,698.18		
30 Total equipment	127,000.00	124,000.00	109,931.82		
32 Structures and parts and nonstructural improvements to land	5,000.00	6,000.00	4,706.04		
Reserve		25,000.00			
Total	2,420,000.00	2,445,000.00	* 2,246,832.75		
*Includes \$21,515.46, education of Choctaws, Mississippi.					
<i>Indian School Transportation—</i>					
For collection and transportation of pupils to and from Indian and public schools, and for placing school pupils, with the consent of their parents, under the care and control of white families qualified to give them moral, industrial, and educational training, \$90,000: <i>Provided</i> , That not exceeding \$7,000 of this sum may be used for obtaining remunerative employment for Indians and, when necessary, for payment of transportation and other expenses to their places of employment: <i>Provided further</i> , That when practicable such transportation and expenses shall be refunded and shall be returned to the appropriation from which paid. The provisions of this section shall also apply to native Indian pupils of school age under twenty-one years of age brought from Alaska (<i>acts Mar. 1, 1883, vol. 22, p. 449, sec. 1; Mar. 3, 1925, vol. 43, p. 1155</i>)				\$90,000.00	\$90,000.00
	Estimated expenditures, 1927 appropriation	Estimated expenditures, 1926 appropriation	Expended and obligated, 1925		
01 Total salaries and wages (irregular labor)	\$5,000.00	\$5,000.00	\$5,001.77		
02 Supplies and materials	700.00	700.00	687.90		
Communication service:					
0500 Telegraph service	25.00	25.00	7.40		
0510 Telephone service	25.00	25.00	3.50		
05 Total communication service	50.00	50.00	10.90		
Travel expense:					
0615 Transportation	80,000.00	79,000.00	85,362.23		
0616 Subsistence	750.00	750.00	536.50		
06 Total travel expense	80,750.00	79,750.00	85,898.73		
12 Repairs and alterations	2,500.00	2,500.00	2,202.76		
30 Equipment	1,000.00		858.00		
Reserve		2,000.00	94,660.06		
Less refunds			5,773.57		
Total	90,000.00	90,000.00	88,888.49		

Estimates of appropriations required for the service of the fiscal year ending June 30, 1927—Continued

General object (title of appropriation), date of acts, references to Statutes at Large, or to Revised Statutes, and estimated amount required for each detailed object

Total amount to be appropriated under each head of appropriation

Amount appropriated for the fiscal year ending June 30, 1926

Indian School Buildings—

For construction, lease, purchase, repair, and improvement of school buildings, including the purchase of necessary lands and the installation, repair, and improvement of heating, lighting, power, and sewerage and water systems in connection therewith, **[\$175,000] \$200,000: Provided, That not more than \$7,500 out of this appropriation shall be expended for new construction at any one school or institution unless herein expressly authorized (acts Mar. 1, 1883, vol. 22, p. 448, sec. 1; Mar. 3, 1911, vol. 36, p. 1060, sec. 1; Mar. 3, 1925, vol. 43, p. 1156)**-----

\$200, 000. 00

\$175, 000. 00

	Estimated expenditures, 1927 appropriation	Estimated expenditures, 1926 appropriation	Expended and obligated, 1925
Field service:			
Salaries and wages—	<i>Average—</i>	<i>Average—</i>	<i>Average—</i>
Salary range, \$2,400 to \$3,000; average, \$2,700—	No. Salary	No. Salary	No. Salary
Superintendent of construction.....	1 \$2,600.00	1 \$2,600.00	1 \$2,600.00
Total average number of employees.....	1	1	1
01 Total salaries and wages, field service.....	3,466.00	3,466.00	3,433.72
02 Supplies and materials.....	100.00	100.00	25.53
Travel expenses:			
0615 Transportation.....	500.00	500.00	346.73
0616 Subsistence.....	750.00	750.00	690.00
06 Total travel expenses.....	1,250.00	1,250.00	1,036.73
11 Rents.....	8,000.00	8,000.00	7,312.17
12 Repairs and alterations.....	147,000.00	109,000.00	177,733.14
13 Special and miscellaneous expenses.....	184.00	384.00	-----
30 Equipment.....	-----	-----	97.50
31 Land and interest in land.....	-----	-----	9,375.00
32 Structures and parts and nonstructural improvements to land.....	40,000.00	42,800.00	31,801.62
Reserve.....	-----	10,000.00	-----
Total.....	200,000.00	175,000.00	230,815.41

For support and education of Indian pupils at the following boarding schools in not to exceed the following amounts, respectively:

Indian School, Fort Mojave, Ariz.—

Fort Mojave, Arizona: For two hundred and fifty pupils, \$56,250; for pay of superintendent, drayage, and general repairs and improvements, **[\$10,000] \$11,000 (acts Mar. 3, 1891, vol. 26, p. 1013, sec. 1; Mar. 3, 1925, vol. 43, p. 1156)**-----

\$67, 250. 00

	Estimated expenditures, 1927 appropriation	Estimated expenditures, 1926 appropriation	Expended and obligated, 1925
Field service:			
Salaries and wages—	<i>Average—</i>	<i>Average—</i>	<i>Average—</i>
Salary range, \$2,100 to \$2,700; average, \$2,400—	No. Salary	No. Salary	No. Salary
Superintendent.....	1 \$2,100	1 \$2,100	1 \$2,100
Salary range, \$1,860 to \$2,400; average, \$2,100—			
Physician.....	1 1,860	1 1,860	1 1,860
Salary range, \$1,500 to \$1,860; average, \$1,680—			
Financial clerk.....	1 1,500	1 1,500	1 1,500
Nurse.....	1 1,500	1 1,500	1 1,500
Salary range, \$1,320 to \$1,860; average, \$1,500—			
Principal.....	1 1,320	1 1,320	1 1,320
Engineer.....	1 1,320	1 1,320	1 1,320
Salary range, \$1,200 to \$1,500; average, \$1,350—			
Disciplinarian.....	1 1,200	1 1,200	1 1,200
Teachers.....	5 1,200	5 1,200	4 1,200
Domestic science teacher.....	1 1,200	1 1,200	1 1,200
Farmer.....	1 1,200	1 1,200	1 1,200
Salary range, \$1,140 to \$1,500; average, \$1,320—			
Assistant clerk.....	1 1,140	1 1,140	1 1,140
Carpenter.....	1 1,140	1 1,140	1 1,140
Salary range, \$1,140 to \$1,320; average, \$1,230—			
Assistant engineer.....	1 1,140	1 1,140	1 1,140
Salary range, \$960 to \$1,260; average, \$1,110—			
Matron.....	1 960	1 960	1 960
Salary range, \$960 to \$1,260; average, \$1,080—			
Matron.....	1 900	1 900	1 900
Cook.....	1 900	1 900	1 900
Salary range, \$800 to \$1,140; average, \$1,020—			
Seamstress.....	1 900	1 900	1 900
Salary range, \$780 to \$1,140; average, \$960—			
Assistant matrons.....	1 780	1 780	2 780
Laundress.....	1 780	1 780	1 780
Dining room matron.....	1 780	1 780	1 780
Salary range, \$600 to \$780; average, \$690—			
Assistants.....	2 600	2 600	2 600
Ungraded—			
Laborers.....	1 960	1 960	1 960
Total average number of employees.....	27	27	27
01 Total salaries and wages, field service.....	30,780.00	30,780.00	30,685.11

*Shortened grade for Indian Service.

Estimates of appropriations required for the service of the fiscal year ending June 30, 1927—Continued

General object (title of appropriation), date of acts, references to Statutes at Large, or to Revised Statutes, and estimated amount required for each detailed object				Total amount to be appropriated under each head of appropriation	Amount appropriated for the fiscal year ending June 30, 1926
<i>Indian School, Fort Mojave, Ariz.—Continued.</i>					
	Estimated expenditures, 1927 appropriation	Estimated expenditures, 1926 appropriation	Expended and obligated, 1925		
Supplies and materials:					
0210 Medical and hospital supplies.....	\$300.00	\$300.00	\$286.66		
0220 Scientific and educational supplies.....	1,000.00	1,000.00	960.87		
0230 Fuel.....	2,200.00	2,200.00	2,134.11		
0240 Wearing apparel and sewing supplies.....	6,800.00	6,500.00	5,826.32		
0250 Forage and other supplies for animals.....	500.00	500.00	462.86		
0260 Provisions.....	10,200.00	9,800.00	9,396.31		
0280 Sundry supplies.....	1,500.00	1,000.00	1,834.11		
02 Total supplies and materials.....	22,500.00	21,300.00	20,901.24		
Communication service:					
0500 Telegraph service.....	25.00	25.00	17.63		
0510 Telephone service.....	375.00	375.00	381.67		
05 Total communication service.....	400.00	400.00	399.30		
06 Travel expenses.....	150.00	125.00	144.40		
07 Transportation of things (service).....	3,000.00	3,000.00	2,548.69		
12 Repairs and alterations.....	5,900.00	4,500.00	5,039.14		
13 Special and miscellaneous expenses.....	320.00	176.00	4.00		
22 Grants, subsidies, and contributions.....	100.00	100.00	50.00		
Equipment:					
3010 Furniture, furnishings, and fixtures.....	2,500.00	1,800.00	2,247.75		
3020 Educational, scientific, and recreational equipment.....	300.00	400.00	107.00		
3050 Other equipment.....	1,300.00	700.00	1,255.46		
30 Total equipment.....	4,100.00	2,900.00	3,610.21		
32 Structures and parts and nonstructural improvements to land.....			120.00		
Total.....	67,250.00	63,281.00	63,502.09		

Indian School, Phoenix, Ariz.—

Phoenix, Arizona: For eight hundred and fifty pupils, including not to exceed \$1,500 for printing and issuing school paper, \$191,250; for pay of superintendent, drayage, and general repairs and improvements, [\$20,000] \$22,000; [for purchase of approximately 18 acres of land adjacent to the school farm, \$11,000] (acts Mar. 3, 1891, vol. 26, p. 1013, sec. 1; Mar. 3, 1925, vol. 43, p. 1156).....

\$213,250.00

	Estimated expenditures, 1927 appropriation	Estimated expenditures, 1926 appropriation	Expended and obligated, 1925
Field service:			
Salaries and wages—			
Salary range, \$3,300 to \$3,900; average, \$3,600—			
Superintendent.....	No. 1 Salary \$3,300	No. 1 Salary \$3,300	No. 1 Salary \$3,300
Salary range, \$2,100 to \$2,700; average, \$2,400—			
Physician.....	1 2,100	1 2,100	1 2,100
Salary range, \$1,860 to \$2,400; average, \$2,100—			
Chief clerk.....	1 1,860	1 1,860	1 1,770
Principal.....	1 1,860	1 1,860	1 1,860
Salary range, \$1,680 to \$2,040; average, \$1,860—			
Superintendent of industries.....	1 1,680	1 1,680	1 1,680
Engineer.....	1 1,680	1 1,680	1 1,680
Physical director.....	1 1,680	1 1,680	1 1,290
Outing agent.....			1 1,380
Salary range, \$1,500 to \$1,860; average, \$1,680—			
Disciplinarian.....	1 1,500	1 1,500	1 1,200
Nurse.....	1 1,500	1 1,500	1 1,500
Salary range, \$1,440 to \$1,680; average, \$1,560—			
Teachers (junior high school).....	3 1,440	3 1,440	3 1,440
Teacher of domestic art.....	1 1,440	1 1,440	1 1,440
Teacher of home economics.....	2 1,440	2 1,440	1 1,440
Carpenter (head).....	1 1,440	1 1,440	1 1,440
Printer.....	1 1,440	1 1,440	1 1,440
Plumber.....	1 1,440	1 1,440	1 1,440
Mason.....	1 1,440	1 1,440	1 1,440
Salary range, \$1,320 to \$1,680; average, \$1,500—			
Financial clerk.....	1 1,320	1 1,320	1 1,320
Matron (head).....	1 1,320	1 1,320	1 1,320
Music teacher.....	1 1,320	1 1,320	
Salary range, \$1,200 to \$1,600; average, \$1,350—			
Music teacher.....			1 1,200
Teachers.....	10 1,200	10 1,200	10 1,200
General mechanic.....	1 1,200	1 1,200	1 1,200
Farmer.....	1 1,440	1 1,440	1 1,440
Dairyman.....	1 1,200	1 1,200	1 1,200

¹ Shortened grade for Indian Service.

Estimates of appropriations required for the service of the fiscal year ending June 30, 1927—Continued

General object (title of appropriation), date of acts, references to Statutes at Large, or to Revised Statutes, and estimated amount required for each detailed object				Total amount to be appropriated under each head of appropriation	Amount appropriated for the fiscal year ending June 30, 1926
<i>Indian School, Phoenix, Ariz.—Continued.</i>					
	Estimated expenditures, 1927 appropriation	Estimated expenditures, 1926 appropriation	Expended and obligated, 1925		
Field service—Continued.					
Salaries and wages—Continued.					
Salary range, \$1,140 to \$1,500; average, \$1,320—	<i>Average—</i>	<i>Average—</i>	<i>Average—</i>		
Stenographer-clerk.....	No. Salary	No. Salary	No. Salary		
Clerks.....	1 \$1,140	1 \$1,140	1 \$1,140		
Carpenter.....	2 1,140	2 1,140	1 1,140		
Painter.....	1 1,140	1 1,140	1 1,140		
Band instructor.....	1 1,140	1 1,140	1 1,140		
Salary range, \$1,140 to \$1,320; average, \$1,320 1—					
Assistant engineer.....	1 1,140	1 1,140	1 1,140		
Salary range, \$1,020 to \$1,260; average, \$1,140 1—					
Blacksmith.....	1 1,140	1 1,140	1 1,140		
Shoe and harness maker.....	1 1,020	1 1,020	1 1,020		
Salary range, \$900 to \$1,260; average, \$1,080—					
Assistant disciplinarian.....	1 900	1 900	1 900		
Matrons.....	4 900	4 900	3 7/8 900		
Tailor.....	1 960	1 960	1 960		
Baker.....	1 1,020	1 1,020	1 1,020		
Cook.....	1 1,020	1 1,020	1 1,020		
Housekeeper-dining-room matron.....	1 900	1 900	1 900		
Hospital cook.....	1 900	1 900	1 900		
Salary range, \$900 to \$1,140; average, \$1,020 1—					
Seamstress.....	1 900	1 900	1 900		
Salary range, \$780 to \$1,140; average, \$960—					
Assistant matron.....	1 840	1 840	1 840		
Laundress.....	1 840	1 840	1 840		
Salary range, \$600 to \$780; average, \$690—					
Assistants.....	4 600	4 600	4 7/8 600		
Ungraded—					
Laborers.....	5 996	5 996	5 906		
Total average number of employees.....	66	66	65 7/8		
01 Total salaries and wages, field service.....	80,760.00	80,760.00	79,035.14		
Supplies and materials:					
0200 Stationery and office supplies.....	150.00	142.35		
0210 Medical and hospital supplies.....	1,800.00	2,000.00	1,763.47		
0220 Scientific and education supplies.....	2,000.00	2,000.00	2,279.05		
0230 Fuel.....	9,800.00	9,800.00	9,979.35		
0240 Wearing apparel and sewing supplies.....	20,000.00	18,500.00	16,587.50		
0250 Forage and other supplies for animals.....	4,000.00	4,000.00	3,602.10		
0260 Provisions.....	36,500.00	33,000.00	30,727.09		
0280 Sundry supplies.....	9,000.00	7,700.00	8,779.83		
Total supplies and materials.....	83,250.00	78,000.00	73,860.74		
Communication service:					
0500 Telegraph service.....	50.00	50.00	101.67		
0510 Telephone service.....	500.00	500.00	611.83		
05 Total communication service.....	550.00	550.00	713.50		
07 Transportation of things (service).....	1,000.00	1,000.00	1,139.19		
10 Furnishing of heat, light, power, water, and electricity (service).....	8,000.00	7,800.00	8,068.72		
11 Rents.....	300.00	300.00	371.50		
12 Repairs and alterations.....	11,500.00	14,000.00	55,272.16		
13 Special and miscellaneous expenses.....	1,690.00	1,690.00	434.20		
22 Grants, subsidies, and contributions.....	200.00	200.00	600.00		
Equipment:					
3000 Passenger-carrying vehicles.....	500.00	677.00		
3010 Furniture, furnishings, and fixtures.....	10,000.00	8,500.00	9,777.06		
3020 Educational, scientific, and recreational equipment.....	4,000.00	3,500.00	828.99		
3040 Livestock.....	500.00	500.00	306.81		
3050 Other equipment.....	5,500.00	4,000.00	1,796.68		
30 Total equipment.....	20,000.00	17,000.00	13,386.54		
31 Land and interest in land.....	11,000.00		
32 Structures and parts and nonstructural improvements to land.....	6,000.00	534.07		
Total.....	213,250.00	212,290.00	233,415.76		

1 Shortened grade for Indian Service.

Estimates of appropriations required for the service of the fiscal year ending June 30, 1927—Continued

General object (title of appropriation), date of acts, references to Statutes at Large, or to Revised Statutes, and estimated amount required for each detailed object				Total amount to be appropriated under each head of appropriation	Amount appropriated for the fiscal year ending June 30, 1926
Indian School, Truxton Canyon, Ariz.— Truxton Canyon, Arizona: For two hundred pupils, \$45,000; for pay of superintendent, drayage, and general repairs and improvements, [\$8,000] including additional employees' quarters, and pumping machinery for irrigation, \$15,000 (acts May 31, 1900, vol. 31, p. 244, sec. 1; Mar. 3, 1925, vol. 43, p. 1156)				\$60,000.00	
	Estimated expenditures, 1927 appropriation	Estimated expenditures, 1926 appropriation	Expended and obligated, 1925		
Field service:					
Salaries and wages—	<i>Average—</i>	<i>Average—</i>	<i>Average—</i>		
Salary range, \$2,000 to \$2,700; average, \$2,400—	No. 1 Salary \$2,100	No. 1 Salary \$2,100	No. 1 Salary \$2,100		
Superintendent.....	1	1	1		
Salary range, \$1,500 to \$1,800; average, \$1,680—					
Nurse.....	1 1,500	1 1,500	1 1,425		
Salary range, \$1,320 to \$1,680; average, \$1,500—					
Financial clerk.....	1 1,320	1 1,320	1 1,320		
Engineer.....	1 1,320	1 1,320	1 1,310		
Principal teacher.....	1 1,320	1 1,320	1 1,260		
Salary range, \$1,200 to \$1,500; average, \$1,350 ¹ —					
Teachers.....	4 1,200	4 1,200	3 1/2 1,200		
General mechanic.....	1 1,200	1 1,200	1 1,080		
Domestic science teacher.....	1 1,200	1 1,200	1 1,200		
Salary range, \$1,140 to \$1,500; average, \$1,320—					
Stenographer.....	1 1,140	1 1,140	1 1,140		
Salary range, \$960 to \$1,260; average, \$1,110 ¹ —					
Matron.....	1 960	1 960	1 900		
Salary range, \$900 to \$1,260; average, \$1,080—					
Disciplinarian.....	1 960	1 960	1 944		
Cook.....	1 900	1 900	1 900		
Salary range, \$900 to \$1,140; average, \$1,020 ¹ —					
Seamstress.....	1 900	1 900	1 900		
Salary range, \$780 to \$1,140; average, \$960—					
Laundress.....	1 780	1 780	1 780		
Salary range, \$600 to \$780; average, \$690—					
Assistants.....	2 600	2 600	1 1/2 600		
Total average number of employees.....	19	19	16 1/2		
Total salaries and wages, field service.....	21,600.00	21,600.00	18,870.00		
Miscellaneous and temporary labor, \$4 to \$1 per diem.....			1,333.65		
01 Total salaries and wages.....	21,600.00	21,600.00	20,203.65		
Supplies and materials:					
0220 Scientific and educational supplies.....	650.00	600.00	601.47		
0230 Fuel.....	3,800.00	3,800.00	3,660.44		
0240 Wearing apparel and sewing supplies.....	5,500.00	5,000.00	4,583.94		
0250 Forage and other supplies for animals.....	1,500.00	1,500.00	1,442.25		
0260 Provisions.....	6,500.00	5,000.00	5,228.36		
0280 Sundry supplies.....	2,500.00	1,500.00	1,615.97		
02 Total supplies and materials.....	20,450.00	17,400.00	17,132.43		
Communication service:					
0500 Telegraph service.....	75.00	75.00	61.07		
0510 Telephone service.....	50.00	50.00	51.30		
05 Total communication service.....	125.00	125.00	112.37		
Travel expenses.....	50.00	50.00	18.69		
07 Transportation of things (service).....	500.00	500.00	106.00		
12 Repairs and alterations.....	5,400.00	5,000.00	14,617.86		
13 Special and miscellaneous expenses.....	725.00	500.00	175.03		
22 Grants, subsidies, and contributions.....	150.00	150.00	60.00		
Equipment:					
3010 Furniture, furnishings, and fixtures.....	3,000.00	3,200.00	2,871.71		
3020 Educational, scientific, and recreational equipment.....	200.00	300.00	134.73		
3040 Livestock.....	200.00	300.00	134.80		
3050 Other equipment.....	5,600.00	1,200.00	128.60		
30 Total equipment.....	9,000.00	5,000.00	3,271.84		
32 Structures and parts and nonstructural improvements to land.....	2,000.00				
Total.....	60,000.00	50,625.00	55,697.87		

¹ Shortened grade for Indian Service.

Estimates of appropriations required for the service of the fiscal year ending June 30, 1927—Continued

General object (title of appropriation), date of acts, references to Statutes at Large, or to Revised Statutes, and estimated amount required for each detailed object				Total amount to be appropriated under each head of appropriation	Amount appropriated for the fiscal year ending June 30, 1926
Theodore Roosevelt Indian School, Fort Apache, Ariz.— Theodore Roosevelt Indian School, Fort Apache, Arizona: For four hundred and fifty pupils, \$101,250; for pay of superintendent, drayage, and general repairs and improvements, \$17,500 (<i>acts Jan. 24, 1923, vol. 42, p. 1187, sec. 1; Mar. 3, 1925, vol. 43, p. 1156</i>) -----				\$118,750.00	
	Estimated expenditures, 1927 appropriation	Estimated expenditures, 1926 appropriation	Expended and obligated, 1925		
Field service:					
Salaries and wages—					
Salary range, \$2,400 to \$3,000; average, \$2,700—					
Superintendent.....	No. 1 Salary \$2,400	No. 1 Salary \$2,400	No. 1 Salary \$2,400		
Salary range, \$1,860 to \$2,400; average, \$2,100—					
Physician.....	1 1,860	1 1,860	1 1,860		
Salary range, \$1,680 to \$2,040; average, \$1,860—					
Principal.....	1 1,680	1 1,680	1 1,680		
General mechanic.....	1 1,680	1 1,680	1 1,680		
Salary range, \$1,500 to \$1,860; average, \$1,680—					
Chief clerk.....	1 1,500	1 1,500	1 1,500		
Nurse.....	1 1,500	1 1,500	1 1,500		
Salary range, \$1,320 to \$1,680; average, \$1,500—					
Engineer.....	1 1,320	1 1,320	1 1,320		
Salary range, \$1,200 to \$1,500; average, \$1,350—					
Disciplinarian.....	1 1,200	1 1,200	1 1,200		
Farmer.....	1 1,200	1 1,200	1 1,200		
Matron.....	1 1,200	1 1,200	1 1,200		
Teachers.....	8 1,200	8 1,200	8 1,200		
Salary range, \$1,140 to \$1,500; average, \$1,320—					
Assistant clerk.....	1 1,140	1 1,140	1 1,140		
Industrial teacher and band instructor.....	1 1,140	1 1,140	1 1,140		
Salary range, \$1,140 to \$1,320; average, \$1,230—					
Assistant engineer.....	1 1,140	1 1,140	1 1,140		
Salary range, \$900 to \$1,260; average, \$1,080—					
Assistant disciplinarian.....	1 1,020	1 1,020	1 1,020		
Matrons.....	2 900	2 900	1 900		
Cook.....	1 900	1 900	1 900		
Baker.....	1 900	1 900	1 900		
Salary range, \$900 to \$1,140; average, \$1,020—					
Night watchman.....	1 900	1 900	1 900		
Seamstress.....	1 900	1 900	1 900		
Salary range, \$780 to \$1,140; average, \$960—					
Assistant matron.....	1 780	1 780	1 780		
Laundress.....	1 780	1 780	1 780		
Salary range, \$600 to \$780; average, \$690—					
Assistants.....	2 600	2 600	3 600		
Ungraded—					
Laborers.....	7 909	7 909	7 909		
Total average number of employees.....	37	37	39		
Total salaries and wages, field service.....	42,420.00	42,420.00	43,860.00		
Miscellaneous and temporary labor, \$5 to \$1 per diem.....			1,777.96		
01 Total salaries and wages.....	42,420.00	42,420.00	45,637.96		
Supplies and materials:					
0210 Medical and hospital supplies.....	700.00	600.00	684.08		
0220 Scientific and educational supplies.....	600.00	500.00	555.98		
0230 Fuel.....	4,000.00	4,000.00	3,375.80		
0240 Wearing apparel and sewing supplies.....	12,000.00	10,000.00	8,462.03		
0250 Forage and other supplies for animals.....	900.00	900.00	905.21		
0260 Provisions.....	22,000.00	19,500.00	19,813.49		
0280 Sundry supplies.....	3,000.00	800.00	2,183.09		
02 Total supplies and materials.....	43,200.00	36,300.00	35,979.68		
Communication service:					
0500 Telegraph service.....	35.00	35.00	29.88		
0510 Telephone service.....	40.00	40.00	25.56		
05 Total communication service.....	75.00	75.00	55.44		
06 Travel expenses.....	300.00	300.00	248.65		
07 Transportation of things (service).....	3,000.00	3,000.00	463.31		
08 Printing, binding, photographing, etc.....			28.74		
12 Repairs and alterations.....	12,100.00	12,000.00	23,101.04		
13 Special and miscellaneous expenses.....	405.00	333.00	1,243.23		
Equipment:					
3010 Furniture, furnishings, and fixtures.....	4,750.00	4,000.00	2,694.62		
3020 Educational, scientific, and recreational equipment.....	2,000.00	800.00	309.20		
3040 Livestock.....	500.00	900.00	907.36		
3050 Other equipment.....	10,000.00	3,300.00	13,830.22		
30 Total equipment.....	17,250.00	9,000.00	17,741.40		
Total.....	118,750.00	103,428.00	124,500.45		

¹ Shortened grade for Indian Service.

Estimates of appropriations required for the service of the fiscal year ending June 30, 1927—Continued

General object (title of appropriation), dates of acts, references to Statutes at Large or to Revised Statutes, and estimated amount required for each detailed object				Total amount to be appropriated under each head of appropriation	Amount appropriated for the fiscal year ending June 30, 1926
Indian School, Riverside, Calif.— Sherman Institute, Riverside, California: For nine hundred pupils, including not to exceed \$1,000 for printing and issuing school paper, \$202,500; for pay of superintendent, drayage, and general repairs and improvements and for purchase of approximately twenty-six acres of land adjacent to the school gardens, [including completion of additional buildings, \$27,500] \$35,000 (acts May 31, 1900, vol. 31, p. 244, sec. 1; Mar. 3, 1925, vol. 43, p. 1156) -----				\$237, 500. 00	
	Estimated expenditures, 1927 appropriation	Estimated expenditures, 1926 appropriation	Expended and obligated, 1925		
Field service:					
Salaries and wages—					
Salary range, \$3,300 to \$3,900; average, \$3,600—					
Superintendent.....	No. 1 Salary \$3,300	No. 1 Salary \$3,300	No. 1 Salary \$3,300		
Salary range, \$2,100 to \$2,700; average, \$2,400—					
Physician.....	1 2,100	1 2,100	1 1,440		
Salary range, \$1,860 to \$2,400; average, \$2,100—					
Chief clerk.....	1 1,860	1 1,860	1 1,860		
Principal.....	1 1,860	1 1,860	1 1,860		
Salary range, \$1,680 to \$2,040; average, \$1,860—					
Superintendent of industries.....	1 1,680	1 1,680	1 1,680		
Engineer (head).....	1 1,680	1 1,680	1 1,680		
Salary range, \$1,500 to \$1,860; average, \$1,680—					
Disciplinarian.....	1 1,500	1 1,500	1 1,500		
Nurse.....	1 1,500	1 1,500	1 1,500		
Salary range, \$1,440 to \$1,680; average, \$1,560—					
Teachers, junior high school.....	4 1,440	4 1,440	4 1,440		
Teacher, home economics.....	1 1,440	1 1,440	1 1,440		
Carpenter (head).....	1 1,440	1 1,440	1 1,440		
Mason.....	1 1,440	1 1,440	1 1,440		
Teacher, agriculture.....	1 1,440	1 1,440	1 1,440		
Salary range, \$1,320 to \$1,680; average, \$1,500—					
Music teacher.....	1 1,320	1 1,320	1 1,320		
Matron.....	1 1,320	1 1,320	1 1,320		
Printer.....	1 1,320	1 1,320	1 1,320		
Clerk-property.....	1 1,440	1 1,440	1 1,440		
Salary range, \$1,200 to \$1,500; average, \$1,350—					
Teachers.....	10 1,200	10 1,200	9 1,200		
Music teacher.....	1 1,200	1 1,200	1 1,200		
Domestic science teacher.....	1 1,200	1 1,200	1 1,200		
Outing agent.....	1 1,200	1 1,200	1 1,200		
Outing matron.....	1 1,200	1 1,200	1 1,200		
Teacher, home economics.....	1 1,200	1 1,200	1 1,200		
Athletic director (girls').....	1 1,200	1 1,200	1 1,200		
Farmer.....	1 1,200	1 1,200	1 1,200		
Dairyman.....	1 1,200	1 1,200	1 1,200		
Tailor.....	1 1,200	1 1,200	1 1,200		
Salary range, \$1,140 to \$1,500; average, \$1,320—					
Clerks.....	3 1,200	3 1,200	2 1,166		
Carpenter.....	1 1,140	1 1,140	1 1,140		
Band and musical instructor.....	1 1,140	1 1,140	1 1,140		
Salary range, \$1,140 to \$1,320; average, \$1,230—					
Assistant engineers.....	2 1,140	2 1,140	2 1,140		
Salary range, \$1,020 to \$1,260; average, \$1,140—					
Shoe and harness maker.....	1 1,080	1 1,080	1 1,080		
Blacksmith.....	1 1,080	1 1,080	1 1,080		
Salary range, \$900 to \$1,260; average, \$1,080—					
Assistant disciplinarian.....	1 1,140	1 1,140	1 1,140		
Matrons.....	6 900	6 900	5 898		
Assistant matron, dining room.....	1 900	1 900	1 900		
Baker.....	1 900	1 900	1 900		
Cooks.....	4 900	4 900	3 939		
Gardener.....	1 900	1 900	1 900		
Salary range, \$900 to \$1,140; average, \$1,020—					
Seamstresses.....	2 900	2 900	2 900		
Salary range, \$780 to \$1,140; average, \$960—					
Assistant matron, hospital.....	1 840	1 840	1 840		
Laundress.....	1 840	1 840	1 840		
Salary range, \$600 to \$780; average, \$690—					
Assistants.....	3 600	3 600	3 588		
Ungraded—					
Laborers.....	6 960	6 960	5 960		
Total average number of employees.....	72	72	73 1/2		
Total salaries and wages, field service.....	86,100.00	86,100.00	86,315.00		
Miscellaneous and temporary labor, \$4 to \$1 per diem.....	300.00	300.00	230.69		
01 Total salaries and wages.....	86,400.00	86,400.00	86,545.69		
Supplies and materials:					
0210 Medical and hospital supplies.....	1,000.00	800.00	944.86		
0220 Scientific and educational supplies.....	4,000.00	4,000.00	3,565.13		
0230 Fuel.....	12,500.00	12,000.00	12,450.42		
0240 Wearing apparel and sewing supplies.....	22,000.00	18,000.00	13,643.04		
0250 Forage and other supplies for animals.....	3,000.00	2,500.00	2,417.41		
0260 Provisions.....	42,000.00	40,000.00	34,916.39		
0280 Sundry supplies.....	8,000.00	5,000.00	7,233.93		
02 Total supplies and materials.....	90,500.00	82,300.00	75,201.08		

1 Shortened grade for Indian Service.

Estimates of appropriations required for the service of the fiscal year ending June 30, 1927—Continued

General object (title of appropriation), date of acts, references to Statutes at Large, or to Revised Statutes, and estimated amount required for each detailed object				Total amount to be appropriated under each head of appropriation	Amount appropriated for the fiscal year ending June 30, 1926
Indian School, Riverside, Calif.—Continued.					
	Estimated expenditures, 1927 appropriation	Estimated expenditures, 1926 appropriation	Expended and obligated, 1925		
Communication service:					
0500 Telephone service.....	\$50.00	\$50.00	\$33.30		
0510 Telephone service.....	250.00	250.00	238.96		
05 Total communication service.....	300.00	300.00	272.26		
06 Travel expenses.....	50.00	50.00	48.21		
07 Transportation of things (service).....	400.00	400.00			
08 Printing, binding, photographing, etc.....			92.71		
10 Furnishing of heat, light, power, water, and electricity (service).....	9,000.00	9,000.00	9,004.48		
11 Rents.....	500.00	500.00	753.82		
12 Repairs and alterations.....	13,500.00	13,000.00	26,098.90		
13 Special and miscellaneous expenses.....	1,900.00	1,383.00	829.26		
22 Grants, subsidies, and contributions.....	150.00	150.00	140.00		
Equipment:					
3000 Passenger-carrying vehicles.....			496.20		
3010 Furniture, furnishings, and fixtures.....	500.00	10,000.00	10,963.84		
3020 Educational, scientific, and recreational equipment.....	2,000.00	2,500.00	1,523.86		
3040 Livestock.....			50.00		
3050 Other equipment.....	14,000.00	4,000.00	4,115.49		
30 Total equipment.....	16,500.00	16,500.00	17,149.39		
31 Land and interest in land.....	18,200.00				
32 Structures and parts and nonstructural improvements to land.....		10,000.00	10,807.88		
Total.....	237,500.00	219,693.00	226,943.68		
Indian School, Fort Bidwell, Calif.—					
Fort Bidwell Indian School, California: For one hundred pupils, \$25,000; for pay of superintendent, drayage, and general repairs and improvements, \$7,000 (<i>acts Jan. 30, 1897, vol. 29, p. 698, sec. 1; Mar. 3, 1925, vol. 43, p. 1156</i>).....					
				\$32,000.00	
	Estimated expenditures, 1927 appropriation	Estimated expenditures, 1926 appropriation	Expended and obligated, 1925		
Field service:					
Salaries and wages—					
Salary range, \$1,800 to \$2,400; average, \$2,100—					
Superintendent.....	No. 1 Salary \$1,800	No. 1 Salary \$1,800	No. 1 Salary \$1,800		
Salary range, \$1,500 to \$1,800; average, \$1,680—					
Clerk.....	1 1,500	1 1,500	1 1,500		
Salary range, \$1,200 to \$1,500; average, \$1,350—					
Teachers.....	3 1,200	3 1,200	2½ 1,200		
Farmer.....	1 1,200	1 1,200	1 1,200		
General mechanic.....	1 1,200	1 1,200	1 1,200		
Salary range, \$900 to \$1,200; average, \$1,110—					
Matron.....	1 900	1 900	1 900		
Salary range, \$900 to \$1,140; average, \$1,020—					
Matron.....	1 900	1 900	1 900		
Seamstress.....	1 900	1 900	1 900		
Salary range, \$780 to \$1,140; average, \$960—					
Laundress.....	1 780	1 780	1 780		
Cook.....	1 780	1 780	1 780		
Ungraded—					
Physician (contract).....	1 720	1 720	1 720		
Laborer.....	1 900	1 900	1 900		
Total average number of employees.....	13½	13½	13½		
01 Total salaries and wages, field service.....	14,150.00	14,150.00	13,570.00		
Supplies and materials:					
0210 Medical and hospital supplies.....	50.00	50.00	45.63		
0220 Scientific and educational supplies.....	150.00	150.00	160.30		
0230 Fuel.....	2,500.00	2,500.00	2,401.68		
0240 Wearing apparel and sewing supplies.....	2,300.00	2,500.00	1,257.17		
0250 Forage and other supplies for animals.....	150.00	150.00	143.00		
0260 Provisions.....	4,500.00	4,500.00	3,610.01		
0280 Sundry supplies.....	850.00	300.00	453.91		
02 Total supplies and materials.....	10,500.00	10,150.00	8,071.70		
05 Communication service.....	25.00	25.00	14.14		
06 Travel expenses.....	25.00	25.00	13.86		
07 Transportation of things (service).....	425.00	325.00	405.02		
12 Repairs and alterations.....	4,715.00	4,700.00	6,358.72		
13 Special and miscellaneous expenses.....	660.00	191.00	15.50		
Equipment:					
3010 Furniture, furnishings, and fixtures.....	500.00	500.00	517.57		
3020 Educational, scientific, and recreational equipment.....	200.00	100.00	70.63		
3050 Other equipment.....	800.00	400.00	863.52		
30 Total equipment.....	1,500.00	1,000.00	1,451.72		
32 Structures and parts and nonstructural improvements to land.....			95.00		
Total.....	32,000.00	30,566.00	29,995.66		

1 Shortened grade for Indian Service.

66010-25†—31

Estimates of appropriations required for the service of the fiscal year ending June 30, 1927—Continued

General object (title of appropriation), date of acts, references to Statutes at Large, or to Revised Statutes, and estimated amount required for each detailed object

Total amount to be appropriated under each head of appropriation

Amount appropriated for the fiscal year ending June 30, 1926

Indian School, Haskell Institute, Lawrence, Kans.—

Haskell Institute, Lawrence, Kansas: For eight hundred and fifty pupils, including not to exceed \$1,500 for printing and issuing school paper, \$191,250; for pay of superintendent, drayage, and general repairs and improvements, including necessary drainage work, [\$21,400] \$25,000; [for completion of remodeling of heating and power plant, \$17,000; for drainage work, \$3,800; for enlarging and repairing teachers' quarters, \$10,000] (acts July 4, 1884, vol 23, p. 92, sec. 1; Mar. 3, 1925, vol. 43, p. 1156) ---

\$216, 250. 00

	Estimated expenditures, 1927 appropriation		Estimated expenditures, 1926 appropriation		Expended and obligated, 1925	
	Average—		Average—		Average—	
	No.	Salary	No.	Salary	No.	Salary
Field service:						
Salaries and wages—						
Salary range, \$3,300 to \$3,900; average, \$3,600—						
Superintendent	1	\$3,300	1	\$3,300		
Salary range, \$2,400 to \$3,000; average, \$2,700—						
Assistant superintendent	1	2,400	1	2,400	1	\$2,400
Salary range, \$1,860 to \$2,400; average, \$2,100—						
Chief clerk	1	1,860	1	1,860	1	1,860
Principal	1	1,860	1	1,860	1	1,860
Principal (business department)	1	1,860	1	1,860	1	1,860
Salary range, \$1,680 to \$2,040; average, \$1,860—						
Physical director					1	1,680
Normal teacher	1	1,680	1	1,680	1	1,680
Superintendent of industries	1	1,680	1	1,680	1	1,680
Printer	1	1,680	1	1,680	1	1,680
Engineer	1	1,680	1	1,680	1	1,680
Manual training teacher	1	1,680	1	1,680	1	1,680
Principal, home economics	1	1,680	1	1,680	1	1,680
Salary range, \$1,560 to \$1,860; average, \$1,710—						
Senior teacher (senior high school)	1	1,560	1	1,560	1	1,560
Teachers (senior high school)	10	1,560	10	1,560	7	1,560
Salary range, \$1,500 to \$1,680; average, \$1,680—						
Financial clerk	1	1,500	1	1,500	1	1,500
Clerk	1	1,500	1	1,500	1	1,500
Disciplinarian	1	1,500	1	1,500	1	1,500
Nurse	1	1,500	1	1,500	1	1,500
Salary range, \$1,440 to \$1,680; average, \$1,560—						
Teacher, critic normal	1	1,440	1	1,440	1	1,440
Teachers (junior high school)	6	1,440	6	1,440	7	1,440
Mason	1	1,440	1	1,440	1	1,440
Carpenter (head)	1	1,440	1	1,440	1	1,440
Teachers, home economics (junior vocational)	2	1,440	2	1,440	1	1,440
Salary range, \$1,320 to \$1,680; average, \$1,500—						
Clerk	1	1,320	1	1,320	1	1,320
Music teacher	1	1,320	1	1,320		
Matron (head)	1	1,320	1	1,320	1	1,320
Salary range, \$1,260 to \$1,500; average, \$1,380—						
Poultryman	1	1,440	1	1,440	1	1,210
Salary range, \$1,200 to \$1,500; average, \$1,350—						
Teacher	1	1,200	1	1,200	1	1,200
Girls' athletic director					1	1,102
Farmer	1	1,200	1	1,200	1	1,200
Dairyman	1	1,200	1	1,200	1	1,200
Gardener	1	1,200	1	1,200	1	1,200
Music teacher					1	1,200
Sewing teacher	1	1,200	1	1,200	1	1,200
Teacher of home economics					1	1,200
Salary range, \$1,140 to \$1,500; average, \$1,320—						
Assistant clerks	2	1,140	2	1,140	2	1,140
Band and orchestra leader	1	1,440	1	1,440	1	1,440
Painter	1	1,140	1	1,140	1	1,140
Carpenter	1	1,140	1	1,140	1	1,140
Salary range, \$1,140 to \$1,320; average, \$1,230—						
Assistant engineers	2	1,140	2	1,140	1	1,132
Salary range, \$1,020 to \$1,260; average, \$1,140—						
Blacksmith	1	1,080	1	1,080	1	1,070
Shoe and harnessmaker	1	1,020	1	1,020	1	940
Salary range, \$900 to \$1,260; average, \$1,080—						
Matron (girls)	1	960	1	960	1	960
Matrons	3	900	3	900	3	900
Dining-room matron	1	900	1	900	1	900
Baker	1	1,080	1	1,080	1	1,080
Cook	1	1,020	1	1,020	1	1,020
Hospital cook	1	900	1	900	1	840
Assistant teachers	2	900	2	900	2	900
Assistant farmer					1	960
Salary range, \$900 to \$1,140; average, \$1,020—						
Seamstress	1	900	1	900	1	900
Salary range, \$780 to \$1,140; average, \$960—						
Assistant seamstress	1	780	1	780	1	780
Laundress	1	780	1	780	1	780
Salary range, \$600 to \$780; average, \$690—						
Assistants	2	600	2	600	1	600
Assistant laundress	1	600	1	600	1	600
Ungraded—						
Physician (contract)	1	1,000	1	1,000	1	1,000
Laborers	4	975	4	975	4	973
Total average number of employees	76		76		76	
Total salaries and wages, field service		100,660.00		100,660.00		98,117.06

1 Shortened grade for Indian Service.

Estimates of appropriations required for the service of the fiscal year ending June 30, 1927—Continued

General object (title of appropriation), date of acts, references to Statutes at Large, or to Revised Statutes, and estimated amount required for each detailed object

Total amount to be appropriated under each head of appropriation

Amount appropriated for the fiscal year ending June 30, 1926

Indian School, Haskell Institute, Lawrence, Kans.—Continued.

	Estimated expenditures, 1927 appropriation	Estimated expenditures, 1926 appropriation	Expended and obligated, 1925
Supplies and materials:			
0200 Stationery and office supplies.....	\$100.00	\$75.00	\$57.81
0210 Medical and hospital supplies.....	750.00	700.00	718.63
0220 Scientific and educational supplies.....	3,500.00	3,500.00	3,523.88
0230 Fuel.....	21,500.00	20,500.00	23,401.19
0240 Wearing apparel and sewing supplies.....	17,000.00	16,000.00	15,327.91
0250 Forage and other supplies for animals.....	3,600.00	3,800.00	3,559.83
0260 Provisions.....	28,000.00	28,000.00	26,685.14
0280 Sundry supplies.....	5,000.00	1,000.00	6,675.24
02 Total supplies and materials.....	79,450.00	71,575.00	79,949.63
Communication service:			
0500 Telegraph service.....	100.00	100.00	90.61
0510 Telephone service.....	375.00	375.00	352.15
05 Total communication service.....	475.00	475.00	442.76
07 Transportation of things (service).....	300.00	100.00	277.00
08 Printing, binding, photographing, etc.....			41.31
10 Furnishing of heat, light, power, water, and electricity (service).....	8,000.00	7,700.00	9,242.87
11 Rents.....	100.00	100.00	30.00
12 Repairs and alterations.....	19,400.00	26,000.00	26,036.23
13 Special and miscellaneous expenses.....	315.00	280.00	335.08
22 Grants, subsidies, and contributions.....	150.00	150.00	145.00
Equipment:			
3000 Passenger-carrying vehicles.....			434.55
3010 Furniture, furnishings, and fixtures.....	4,000.00	4,000.00	4,577.74
3020 Educational, scientific, and recreational equipment.....	400.00	400.00	448.97
3050 Other equipment.....	1,000.00	800.00	4,177.91
30 Total equipment.....	5,400.00	5,200.00	9,639.17
32 Structures and parts and nonstructural improvements to land.....	2,000.00	20,300.00	25,396.08
Total.....	216,250.00	232,540.00	249,652.14

Indian School, Mount Pleasant, Mich.—

Mount Pleasant, Michigan.—For three hundred and fifty pupils, \$78,750; for pay of superintendent, drayage, and general repairs and improvements, \$12,000 (acts Feb. 16, 1891, vol. 26, p. 764, sec. 1; July 13, 1892, vol. 27, p. 142, sec. 1; Mar. 3, 1925, vol. 43, p. 1156).....

\$90,750.00

	Estimated expenditures, 1927 appropriation	Estimated expenditures, 1926 appropriation	Expended and obligated, 1925
Field service:			
Salaries and wages—			
Salary range, \$2,400 to \$3,000; average, \$2,700—	<i>Average—</i>		
Superintendent.....	No. 1	Salary \$2,400	No. 1
Salary range, \$1,860 to \$2,400; average, \$2,100—	<i>Average—</i>		
Physician.....	1	1,860	1
Salary range, \$1,680 to \$2,040; average, \$1,860—	<i>Average—</i>		
Chief clerk.....	1	1,680	1
Salary range, \$1,500 to \$1,860; average, \$1,680—	<i>Average—</i>		
Principal.....	1	1,500	1
Nurse.....	1	1,500	1
Salary range, \$1,320 to \$1,680; average, \$1,500—	<i>Average—</i>		
Engineer.....	1	1,320	1
Salary range, \$1,200 to \$1,500; average, \$1,350—	<i>Average—</i>		
Disciplinarian.....	1	1,200	1
Teachers.....	6	1,200	5½
Music teacher.....	1	1,200	1
Domestic science teacher.....	1	1,200	1
Physical director.....	1	1,200	1
Farmer.....	1	1,200	1
Dairyman.....	1	1,200	1
Salary range, \$1,140 to \$1,320; average, \$1,230—	<i>Average—</i>		
Assistant engineer.....	1	1,140	1
Salary range, \$1,140 to \$1,500; average, \$1,320—	<i>Average—</i>		
Assistant clerk.....	1	1,140	1
Matron (head).....	1	1,140	1
Band leader.....	1	1,140	1
Carpenter.....	1	1,140	1
Salary range, \$900 to \$1,260; average, \$1,080—	<i>Average—</i>		
Matrons.....	3	900	2½
Baker.....	1	900	1
Cook.....	1	900	1
Industrial teacher.....	1	900	1
Gardener.....			1

Shortened grade for Indian Service.

Estimates of appropriations required for the service of the fiscal year ending June 30, 1927—Continued

General object (title of appropriation), date of acts, references to Statutes at Large, or to Revised Statutes, and estimated amount required for each detailed object				Total amount to be appropriated under each head of appropriation	Amount appropriated for the fiscal year ending June 30, 1926
<i>Indian School, Mount Pleasant, Mich.—Continued.</i>					
	Estimated expenditures, 1927 appropriation	Estimated expenditures, 1926 appropriation	Expended and obligated, 1925		
Field service—Continued.					
Salaries and wages—Continued.					
Salary range, \$900 to \$1,140; average, \$1,020 ¹ —	Average—	Average—	Average—		
Assistant teacher.....	No. 1 Salary \$900	No. 1 Salary \$900	No. 1 Salary \$900		
Seamstress.....	1 900	1 900	1 900		
Salary range, \$780 to \$1,140; average, \$960—					
Assistant matron.....	1 780	1 780	1 780		
Hospital cook.....	1 780	1 780	1 780		
Laundress.....	1 840	1 840	1 840		
Salary range, \$600 to \$780; average, \$690—					
Assistants.....	2 600	2 600	4 600		
Assistant cook.....	1 600	1 600	1 600		
Ungraded—					
Laborer.....	5 876	5 876	3 1/2 916		
Total average number of employees.....	42	42	41 1/2		
Total salaries and wages, field service.....	46,260.00	46,260.00	44,962.00		
Supplies and materials:					
0210 Medical and hospital supplies.....	500.00	400.00	743.86		
0220 Scientific and educational supplies.....	500.00	900.00	1,265.48		
0230 Fuel.....	6,000.00	6,000.00	6,476.52		
0240 Wearing apparel and sewing supplies.....	10,000.00	10,000.00	11,520.12		
0250 Forage and other supplies for animals.....	1,000.00	1,000.00	1,185.93		
0260 Provisions.....	11,900.00	11,000.00	14,019.60		
0280 Sundry supplies.....	500.00		1,646.46		
02 Total supplies and materials.....	30,400.00	29,300.00	36,857.97		
04 Subsistence and care of animals and storage and care of vehicles (service).....			75.00		
Communication service:					
0500 Telegraph service.....	50.00	50.00	31.21		
0510 Telephone service.....	100.00	100.00	110.80		
05 Total communication service.....	150.00	150.00	142.01		
06 Travel expenses.....	50.00	50.00	24.97		
07 Transportation of things (service).....	1,500.00	1,500.00	1,718.40		
10 Furnishing of heat, light, power, water, and electricity (service).....	2,000.00	2,000.00	2,245.49		
11 Rents.....	250.00	250.00	231.60		
12 Repairs and alterations.....	8,100.00	6,000.00	16,888.64		
13 Special and miscellaneous expenses.....	140.00	173.00	427.99		
Equipment:					
3010 Furniture, furnishings, and fixtures.....	500.00	1,000.00	2,396.94		
3020 Educational, scientific, and recreational equipment.....	400.00		439.53		
3040 Livestock.....	350.00		560.90		
3050 Other equipment.....	650.00		1,460.95		
30 Total equipment.....	1,900.00	1,000.00	4,858.32		
Total.....	90,750.00	86,683.00	108,432.56		

¹ Shortened grade for Indian Service.*Indian School, Pipestone, Minn.—*

Pipestone, Minnesota: For two hundred and fifty pupils, \$56,250; for pay of superintendent, drayage, and general repairs and improvements, [\$9,500] including purchase of steam boiler and bake ovens, \$12,500 (acts Feb. 16, 1891, vol. 26, p. 764, sec. 1; July 13, 1892, vol. 27, p. 142, sec. 1; Mar. 3, 1925, vol. 43, p. 1156)

\$68,750.00

	Estimated expenditures, 1927 appropriation	Estimated expenditures, 1926 appropriation	Expended and obligated, 1925
Field service:			
Salaries and wages—			
Salary range, \$2,100 to \$2,700; average, \$2,400—	Average—	Average—	Average—
Superintendent.....	No. 1 Salary \$2,400	No. 1 Salary \$2,400	No. 1 Salary \$2,400
Salary range, \$1,500 to \$1,860; average, \$1,680—			
Chief clerk.....	1 1,500	1 1,500	1 1,500
Principal teacher.....	1 1,500	1 1,500	1 1,500
Nurse.....	1 1,500	1 1,500	1 1,500
Salary range, \$1,320 to \$1,680; average, \$1,500—			
Engineer.....	1 1,320	1 1,320	1 1,320
Salary range, \$1,200 to \$1,500; average, \$1,350—			
Disciplinarian.....	1 1,200	1 1,200	1 1,200
Teachers.....	5 1,200	5 1,200	5 1,200
Teacher of home economics.....	1 1,200	1 1,200	1 1,200
Farmer.....	1 1,200	1 1,200	1 1,200
Dairyman.....	1 1,260	1 1,260	1 1,260
Salary range, \$1,140 to \$1,500; average, \$1,320—			
Assistant clerk.....	1 1,140	1 1,140	1 1,140
Carpenter.....	1 1,140	1 1,140	1 1,140
Salary range, \$1,140 to \$1,320; average, \$1,230—			
Assistant engineer.....	1 1,140	1 1,140	1 1,140

¹ Shortened grade for Indian Service.

Estimates of appropriations required for the service of the fiscal year ending June 30, 1927—Continued

General object (title of appropriation), date of acts, references to Statutes at Large, or to Revised Statutes, and estimated amount required for each detailed object				Total amount to be appropriated under each head of appropriation	Amount appropriated for the fiscal year ending June 30, 1926
<i>Indian School, Pipestone, Minn.—Continued.</i>					
	Estimated expenditures, 1927 appropriation	Estimated expenditures, 1926 appropriation	Expended and obligated, 1925		
Field service—Continued.					
Salaries and wages—Continued.	Average—	Average—	Average—		
Salary range, \$960 to \$1,260; average, \$1,110 ¹ —	No. 1 Salary \$960	No. 1 Salary \$960	No. 1 Salary \$960		
Matron	1 900	1 900	1 900		
Salary range, \$900 to \$1,200; average, \$1,080—					
Matron	1 900	1 900	1 900		
Baker	1 900	1 900	1 900		
Salary range, \$900 to \$1,140; average, \$1,020 ¹ —					
Seamstress	1 900	1 900	1 900		
Salary range, \$780 to \$1,140; average, \$960—					
Assistant matron	1 780	1 780	1 780		
Laundress	1 780	1 780	1 780		
Cook	1 780	1 780	1 780		
Ungraded—					
Physician (contract)	1 720	1 720	1 720		
Laborer	1 900	1 900	1 900		
Total average number of employees	26	26	26		
Total salaries and wages, field service	30,120.00	30,120.00	30,144.22		
Supplies and materials:					
0210 Medical and hospital supplies	350.00	300.00	314.23		
0220 Scientific and educational supplies	500.00	500.00	509.95		
0230 Fuel	3,300.00	3,300.00	3,520.65		
0240 Wearing apparel and sewing supplies	5,800.00	5,000.00	5,787.60		
0250 Forage and other supplies for animals	1,000.00	1,000.00	985.45		
0260 Provisions	11,400.00	10,500.00	9,784.77		
0280 Sundry supplies	1,200.00	1,200.00	1,346.89		
02 Total supplies and materials	23,550.00	21,800.00	22,249.54		
Communication service:					
0500 Telegraph service			4.97		
0510 Telephone service	140.00	140.00	148.80		
0520 Other communication service	10.00	10.00	3.00		
05 Total communication service	150.00	150.00	156.77		
07 Transportation of things (service)	400.00	400.00	506.27		
08 Printing, binding, photographing, etc.			17.11		
10 Furnishing of heat, light, power, water, and electricity (service)	1,500.00	1,500.00	1,691.75		
11 Rents	50.00	50.00	12.00		
12 Repairs and alterations	6,200.00	6,000.00	10,400.86		
13 Special and miscellaneous expenses	480.00	585.00	116.95		
Equipment:					
3010 Furniture, furnishings, and fixtures	2,000.00	1,500.00	1,914.98		
3020 Educational, scientific, and recreational equipment	300.00	200.00	269.87		
3050 Other equipment	1,000.00	500.00	500.03		
30 Total equipment	3,300.00	2,200.00	2,684.88		
32 Structures and parts and nonstructural improvements to land	3,000.00				
Total	68,750.00	62,805.00	67,980.35		

¹ Shortened grade for Indian Service*Indian School, Genoa, Nebr.—*

Genoa, Nebraska: For [five] four hundred and fifty pupils, [\$112,500] \$101,250; for pay of superintendent, drayage, and general repairs and improvements, [\$15,000] \$18,000 (acts Mar. 1, 1883, vol. 22, p. 449, sec. 1; Mar. 3, 1925, vol. 43, p. 1156)

\$119,250.00

	Estimated expenditures, 1927 appropriation	Estimated expenditures, 1926 appropriation	Expended and obligated, 1925
Field service:			
Salaries and wages—	Average—	Average—	Average—
Salary range, \$2,700 to \$3,300; average, \$3,000—	No. 1 Salary \$2,700	No. 1 Salary \$2,700	No. 1 Salary \$2,700
Superintendent	1 1,680	1 1,680	1 1,680
Salary range, \$1,680 to \$2,040; average, \$1,860—			
Clerk	1 1,680	1 1,680	1 1,680
Principal teacher	1 1,560	1 1,560	1 1,560
Salary range, \$1,560 to \$1,860; average, \$1,710 ¹ —			
Teacher (senior high school)	1 1,560	1 1,560	1 1,560
Salary range, \$1,500 to \$1,800; average, \$1,680—			
Nurse	1 1,500	1 1,500	1 1,500
Salary range, \$1,440 to \$1,680; average, \$1,560 ¹ —			
Teacher (junior high school)	1 1,440	1 1,440	1 1,440
Domestic science teacher (junior vocational)	1 1,440	1 1,440	1 1,440
Carpenter (head)	1 1,440	1 1,440	1 1,440

¹ Shortened grade for Indian Service.

Estimates of appropriations required for the service of the fiscal year ending June 30, 1927—Continued

General object (title of appropriation), date of acts, references to Statutes at Large, or to Revised Statutes, and estimated amount required for each detailed object						Total amount to be appropriated under each head of appropriation	Amount appropriated for the fiscal year ending June 30, 1926
<i>Indian School, Genoa, Nebr.—Continued.</i>							
	Estimated expenditures, 1927 appropriation		Estimated expenditures, 1926 appropriation		Expended and obligated, 1925		
Field service—Continued.							
Salaries and wages—Continued.							
Salary range, \$1,320 to \$1,680; average, \$1,500—	<i>Average—</i>		<i>Average—</i>		<i>Average—</i>		
Disciplinarian and physical director.....	No.	Salary	No.	Salary	No.	Salary	
Music teacher.....	1	\$1,320	1	\$1,320	1	\$1,440	
Engineer.....	1	1,320	1	1,320	1		
Salary range, \$1,200 to \$1,500; average, \$1,350—							
Teachers.....	6	1,200	6	1,200	5 ¹ / ₂	1,200	
Music teacher.....					1 ¹ / ₂	1,200	
Matron.....	1	1,200	1	1,200	1	1,200	
Domestic science teacher (junior vocational).....					1	1,200	
Farmer.....	1	1,200	1	1,200	1	1,200	
Gardener-poultryman.....	1	1,200	1	1,200	1	1,200	
Dairyman.....	1	1,200	1	1,200	1	1,200	
Salary range, \$1,140 to \$1,500; average, \$1,320—							
Assistant clerks.....	2	1,140	2	1,140	2	1,140	
Band leader.....	1	1,140	1	1,140	1	1,140	
Salary range, \$1,140 to \$1,320; average, \$1,230—							
Assistant engineers.....	2	1,140	2	1,140	2	1,140	
Salary range, \$1,020 to \$1,260; average, \$1,140—							
Blacksmith.....	1	1,020	1	1,020	1	1,020	
Shoe and harness maker.....	1	1,020	1	1,020	1	1,020	
Salary range, \$900 to \$1,260; average, \$1,080—							
Assistant disciplinarian.....	1	960	1	960	1 ¹ / ₂	943	
Matrons.....	4	900	4	900	2 ¹ / ₂	900	
Cook.....	1	900	1	900	1	864	
Baker.....	1	900	1	900	1	900	
Salary range, \$900 to \$1,140; average, \$1,020—							
Seamstress.....	1	900	1	900	1	900	
Salary range, \$780 to \$1,140; average, \$960—							
Assistant matron.....	1	780	1	780	1	780	
Laundress.....							
Salary range, \$600 to \$780; average, \$690—							
Assistant cooks.....	1	750	1	750	1 ¹ / ₂	758	
Assistant.....							
Ungraded—							
Physician (contract).....	1	720	1	720	1	780	
Laborers.....	1	960	1	960	1	910	
Total average number of employees.....	40		40		39 ¹ / ₂		
01 Total salaries and wages, field service.....		47,610.00		47,610.00		46,351.31	
Supplies and materials:							
0210 Medical and hospital supplies.....		650.00		650.00		530.13	
0220 Scientific and educational supplies.....		1,000.00		2,000.00		537.19	
0230 Fuel.....		8,800.00		8,800.00		8,961.10	
0240 Wearing apparel and sewing supplies.....		15,000.00		17,000.00		14,344.02	
0250 Forage and other supplies for animals.....		6,000.00		6,000.00		6,049.41	
0260 Provisions.....		20,000.00		22,000.00		18,077.34	
0290 Sundry supplies.....		250.00				1,589.90	
02 Total supplies and materials.....		51,700.00		56,450.00		50,089.09	
Communication service:							
0500 Telegraph service.....		35.00		35.00		27.07	
0510 Telephone service.....		50.00		50.00		33.49	
0520 Other communication service.....		15.00		15.00		1.29	
05 Total communication service.....		100.00		100.00		61.85	
06 Travel expenses.....						7.40	
07 Transportation of things (service).....		2,200.00		2,200.00		2,015.20	
11 Rents.....		175.00		175.00		175.08	
12 Repairs and alterations.....		13,100.00		9,500.00		16,643.32	
13 Special and miscellaneous expenses.....		115.00		501.00		239.92	
22 Grants, subsidies, and contributions.....		250.00		250.00		115.00	
Equipment:							
3010 Furniture, furnishings, and fixtures.....		2,500.00		3,200.00		2,326.81	
3020 Educational, scientific, and recreational equipment.....		300.00		500.00		34.27	
3050 Other equipment.....		1,200.00		1,300.00		858.13	
30 Total equipment.....		4,000.00		5,000.00		3,219.21	
32 Structures and parts and nonstructural improvements to land.....						15,043.96	
Total.....		119,250.00		121,786.00		134,034.48	

¹ Shortened grade for Indian Service.

Estimates of appropriations required for the service of the fiscal year ending June 30, 1927—Continued

General object (title of appropriation), date of acts, references to Statutes at Large, or to Revised Statutes, and estimated amount required for each detailed object				Total amount to be appropriated under each head of appropriation	Amount appropriated for the fiscal year ending June 30, 1926
Indian School, Carson City, Nev.— Carson City, Nevada: For four hundred and [twenty-five] fifty pupils, [\$95,625] \$101,250; for pay of superintendent, drayage, and general repairs and improvements, \$16,500 (acts June 29, 1888, vol. 25, p. 236, sec. 1; Aug. 19, 1890, vol. 26, p. 358, sec. 1; Mar. 3, 1925, vol. 43, p. 1156) —				\$117,750.00	
	Estimated expenditures, 1927 appropriation	Estimated expenditures, 1926 appropriation	Expended and obligated, 1926		
Field service:					
Salaries and wages—	Average—	Average—	Average—		
Salary range, \$3,000 to \$3,600; average, \$3,300—	No. Salary	No. Salary	No. Salary		
Superintendent	1 \$3,000	1 \$3,000	1 \$2,700		
Salary range, \$2,700 to \$3,300; average, \$3,000—					
Superintendent	1 2,100	1 2,100	1 2,100		
Salary range, \$1,860 to \$2,400; average, \$2,100—					
Assistant superintendent	1 2,000	1 2,000	1 2,000		
Salary range, \$1,680 to \$2,040; average, \$1,860—					
Clerk	1 1,680	1 1,680	1 1,680		
Financial clerk	1 1,680	1 1,680	1 1,680		
Principal	1 1,500	1 1,500	1 1,500		
Salary range, \$1,500 to \$1,860; average, \$1,680—					
Nurse	1 1,440	1 1,440	1 1,440		
Salary range, \$1,320 to \$1,680; average, \$1,500—					
Engineer	1 1,200	1 1,200	1 1,200		
Salary range, \$1,200 to \$1,500; average, \$1,350—					
Disciplinarian	2 1,200	2 1,200	2 1,200		
Kindergartners	6 1,200	6 1,200	6 1,200		
Teachers	1 1,200	1 1,200	1 1,200		
Teacher of housekeeping	1 1,200	1 1,200	1 1,200		
Assistant nurse	1 1,200	1 1,200	1 1,200		
Farmer	1 1,200	1 1,200	1 1,200		
Field and outfit matron	1 1,140	1 1,140	1 1,140		
Salary range, \$1,140 to \$1,500; average, \$1,320—					
Assistant clerk	1 1,140	1 1,140	1 1,140		
Matron (head)	1 1,140	1 1,140	1 1,140		
Carpenter	1 1,080	1 1,080	1 1,080		
Salary range, \$1,020 to \$1,260; average, \$1,140—					
Blacksmith	1 1,020	1 1,020	1 1,020		
Shoe and harness maker	1 960	1 960	1 920		
Salary range, \$900 to \$1,260; average, \$1,080—					
Assistant disciplinarian	1 900	1 900	1 900		
Assistant teacher	5 912	5 912	3 920		
Matrons	1 900	1 900	1 900		
Baker	1 900	1 900	1 900		
Cook	1 900	1 900	1 900		
Salary range, \$900 to \$1,140; average, \$1,020—					
Seamstress	1 780	1 780	2 780		
Salary range, \$780 to \$1,140; average, \$960—					
Assistant matrons	1 780	1 780	1 780		
Laundress	1 780	1 780	1 780		
Salary range, \$600 to \$780; average, \$690—					
Assistant seamstress	1 600	1 600	1 600		
Assistant	4 840	4 840	4 840		
Ungraded—					
Laborers	39½ 46,750.00	39½ 46,750.00	40½ 44,970.00		
Total average number of employees					
Total salaries and wages, field service					
Miscellaneous and temporary labor, \$4 to \$1 per diem			121.92		
01 Total salaries and wages	46,750.00	46,750.00	45,091.92		
Supplies and materials:					
0210 Medical and hospital supplies	300.00	200.00	252.58		
0220 Scientific and educational supplies	1,500.00	1,000.00	1,181.31		
0230 Fuel	12,000.00	12,000.00	11,898.73		
0240 Wearing apparel and sewing supplies	13,500.00	12,000.00	12,077.63		
0250 Forage and other supplies for animals	2,000.00	2,000.00	2,035.03		
0260 Provisions	18,000.00	14,000.00	14,296.68		
0280 Sundry supplies	2,500.00	400.00	2,098.13		
02 Total supplies and materials	49,800.00	41,600.00	43,880.09		
05 Communication service	75.00	75.00	67.52		
06 Travel expense	150.00	150.00	179.28		
07 Transportation of things (service)	100.00	100.00	45.30		
10 Furnishing of heat, light, power, water, and electricity (service)	2,000.00	2,000.00	1,912.13		
Rents:					
1100 Rent of buildings and structures	350.00	350.00	360.00		
1110 Other rents	250.00	250.00	255.00		
11 Total rents	600.00	600.00	615.00		
12 Repairs and alterations	13,400.00	13,000.00	13,006.80		
13 Special and miscellaneous expenses	75.00	125.00	122.20		
22 Grants, subsidies, and contributions	100.00	100.00	72.50		
Equipment:					
3000 Passenger-carrying vehicles	2,000.00	500.00	3,862.70		
3010 Furniture, furnishings, and fixtures	1,600.00	100.00	52.00		
3020 Educational, scientific, and recreational equipment	1,100.00	500.00	240.00		
3040 Livestock	1,100.00	500.00	1,145.50		
3050 Other equipment	4,700.00	2,600.00	5,300.20		
30 Total equipment	10,500.00	4,100.00	10,600.40		
32 Structures and parts and nonstructural improvements to land			19,755.63		
Total	117,750.00	107,100.00	130,008.57		

1 Shortened grade for Indian Service.

Estimates of appropriations required for the service of the fiscal year ending June 30, 1927—Continued

General object (title of appropriation), date of acts, references to Statutes at Large, or to Revised Statutes, and estimated amount required for each detailed object				Total amount to be appropriated under each head of appropriation	Amount appropriated for the fiscal year ending June 30, 1926
<i>Indian School, Albuquerque, N. Mex.—</i>					
Albuquerque, New Mexico: For [eight] seven hundred and fifty pupils, [\$180,000] \$168,750; for pay of superintendent, drayage, and general repairs and improvements, including construction of [additional sleeping porches, \$23,000: <i>Provided</i> , That the money for the sleeping porches shall be immediately available] power house and beginning installation of a central heating plant, \$30,000 (acts June 29, 1888, vol. 25, p. 235, sec. 1; Mar. 3, 1925, vol. 43, p. 1156).....				\$198, 750. 00	
	Estimated expenditures, 1927 appropriation	Estimated expenditures, 1926 appropriation	Expended and obligated, 1925		
Field service:					
Salaries and wages—					
Salary range, \$3,000 to \$3,600; average, \$3,300—					
Superintendent.....	No. 1 Salary \$3,300	No. 1 Salary \$3,300	No. 1 Salary \$3,300		
Salary range, \$2,100 to \$2,700; average, \$2,400—					
Physician.....	1 2,100	1 2,100	1 2,100		
Salary range, \$1,680 to \$2,040; average, \$1,860—					
Physical director.....	1 1,680	1 1,680	1 1,680		
Principal.....	1 1,680	1 1,680	1 1,680		
Salary range, \$1,500 to \$1,860; average, \$1,680—					
Chief clerk.....	1 1,860	1 1,860	1 1,860		
Disciplinarian.....	1 1,500	1 1,500	1 1,500		
Nurse.....	1 1,500	1 1,500	1 1,500		
Salary range, \$1,560 to \$1,860; average, \$1,710—					
Teachers (senior high).....	2 1,560	2 1,560	2 1,560		
Teacher, agriculture and dairying.....	1 1,560	1 1,560	1 1,560		
Salary range, \$1,320 to \$1,680; average, \$1,500—					
Assistant clerk.....	1 1,320	1 1,320	1 1,320		
Music teacher.....	1 1,320	1 1,320	1 1,320		
Matron.....	1 1,320	1 1,320	1 1,320		
Engineer.....	1 1,320	1 1,320	1 1,320		
Salary range, \$1,440 to \$1,680 average, \$1,560—					
Teachers (junior high school).....	2 1,440	2 1,440	1 1,440		
Carpenter (head).....	1 1,440	1 1,440	1 1,440		
Salary range, \$1,140 to \$1,500; average, \$1,320—					
Assistant clerk.....	1 1,140	1 1,140	1 1,140		
Assistant disciplinarian and bandmaster.....	1 1,140	1 1,140	1 1,140		
Carpenter.....	1 1,140	1 1,140	1 1,140		
Painter.....	1 1,140	1 1,140	1 1,140		
Salary range, \$1,200 to \$1,500; average, \$1,350—					
Teachers.....	7 1,200	7 1,200	6 1,200		
Teacher of home economics.....	1 1,200	1 1,200	1 1,200		
Domestic science teachers.....	2 1,200	2 1,200	2 1,200		
Farmer.....	1 1,200	1 1,200	1 1,200		
Gardener.....	1 1,200	1 1,200	1 1,200		
Poultryman.....	1 1,200	1 1,200	1 1,200		
Teacher.....	1 1,260	1 1,260	1 1,260		
Salary range, \$900 to \$1,260; average, \$1,080—					
Matrons.....	2 900	2 900	2 900		
Tailor.....	1 960	1 960	1 960		
Baker.....	1 900	1 900	1 900		
Cook.....	1 900	1 900	1 900		
Night watchman.....	1 900	1 900	1 900		
Salary range, \$1,020 to \$1,260; average, \$1,140—					
Shoe and harness maker.....	1 1,020	1 1,020	1 1,020		
Blacksmith.....	1 1,080	1 1,080	1 1,080		
Salary range, \$780 to \$1,140; average, \$960—					
Assistant matrons.....	2 780	2 780	2 780		
Laundress.....	1 840	1 840	1 840		
Salary range, \$900 to \$1,140; average, \$1,020—					
Seamstress.....	1 960	1 960	1 960		
Salary range, \$600 to \$780; average, \$690—					
Assistant seamstress.....	1 780	1 780	1 780		
Assistant cook.....	1 720	1 720	1 720		
Assistants.....	3 600	3 600	3 600		
Ungraded—					
Laborers.....	2 1,080	2 1,080	2 1,080		
Total average number of employees.....	53	52 1/2	50 1/2		
01 Total salaries and wages, field service.....	63,330.00	63,330.00	61,319.22		
Supplies and materials:					
0210 Medical and hospital supplies.....	900.00	900.00	763.76		
0220 Scientific and educational supplies.....	2,500.00	3,100.00	1,911.47		
0230 Fuel.....	6,000.00	6,000.00	5,453.44		
0240 Wearing apparel and sewing supplies.....	28,000.00	30,000.00	20,053.90		
0250 Forage and other supplies for animals.....	8,000.00	8,000.00	7,033.04		
0260 Provisions.....	33,000.00	35,000.00	30,391.74		
0280 Sundry supplies.....	3,750.00	3,000.00	3,960.60		
02 Total supplies and materials.....	82,150.00	86,000.00	69,567.95		
Communication service:					
0500 Telegraph service.....	50.00	50.00	36.96		
0510 Telephone service.....	125.00	125.00	117.75		
0520 Other communication service.....	25.00	25.00	16.00		
05 Total communication service.....	200.00	200.00	170.73		
06 Travel expenses.....	100.00	50.00	43.32		
07 Transportation of things (service).....	100.00	100.00	10.00		
08 Printing, binding, photographing, etc.....			90.95		
10 Furnishing of heat, light, power, water, and electricity (service).....	4,500.00	4,200.00	4,075.24		
11 Rents.....	400.00	400.00	380.12		
12 Repairs and alterations.....	11,600.00	19,000.00	14,114.82		
13 Special and miscellaneous expenses.....	2,370.00	823.00	338.50		

Shortened grade for Indian Service.

Estimates of appropriations required for the service of the fiscal year ending June 30, 1927—Continued

General object (title of appropriation), date of acts, references to Statutes at Large, or to Revised Statutes, and estimated amount required for each detailed object				Total amount to be appropriated under each head of appropriation	Amount appropriated for the fiscal year ending June 30, 1926
<i>Indian School, Albuquerque, N. Mex.—Continued.</i>					
	Estimated expenditures, 1927 appropriation	Estimated expenditures, 1926 appropriation	Expended and obligated, 1925		
Equipment:					
3000 Passenger-carrying vehicles.....			\$369. 00		
3010 Furniture, furnishings, and fixtures.....	\$9,000. 00	\$10,000. 00	12,001. 28		
3020 Educational, scientific, and recreational equipment.....	1,000. 00	500. 00	336. 69		
3040 Livestock.....	3,000. 00	2,500. 00	2,076. 25		
3050 Other equipment.....	6,000. 00	6,800. 00	5,026. 88		
30 Total equipment.....	19,000. 00	19,800. 00	19,810. 10		
32 Structures and parts and nonstructural improvements to land.....	15,000. 00		14,422. 87		
Total.....	198,750. 00	193,903. 00	184,348. 82		
<i>Indian School, Santa Fe, N. Mex.—</i>					
Santa Fe, New Mexico: For four hundred and fifty pupils, \$101,250; for pay of superintendent, drayage, and general repairs and improvements, \$13,000; for water supply, \$3,000 (<i>acts Mar. 2, 1889, vol. 25, p. 1000, sec. 2; Mar. 3, 1925, vol. 43, p. 1156</i>).....				\$117,250. 00	
	Estimated expenditures, 1927 appropriation	Estimated expenditures, 1926 appropriation	Expended and obligated, 1925		
Field service:					
Salaries and wages—					
Salary range, \$2,700 to \$3,300; average, \$3,000—					
Superintendent.....	No. 1 Salary \$2,700	No. 1 Salary \$2,700	No. 1 Salary \$2,700		
Salary range, \$1,680 to \$2,040; average, \$1,860—					
Clerk.....	1 1,680	1 1,680	1 1,680		
Principal.....	1 1,680	1 1,680	1 1,680		
Salary range, \$1,500 to \$1,680; average, \$1,590—					
Nurse.....	1 1,500	1 1,500	1 1,500		
Salary range, \$1,320 to \$1,680; average, \$1,500—					
Librarian.....	1 1,320	1 1,320	1 1,320		
Clerk.....	1 1,320	1 1,320	1 1,320		
Engineer.....	1 1,320	1 1,320	1 1,320		
Salary range, \$1,440 to \$1,680; average, \$1,560—					
Domestic science teacher.....	1 1,440	1 1,440			
Teacher (junior high school).....	1 1,440	1 1,440	1 1,360		
Salary range, \$1,140 to \$1,500; average, \$1,320—					
Financial clerk.....	1 1,140	1 1,140	1 1,140		
Industrial teacher.....	1 1,140	1 1,140	1 1,140		
Painter.....	1 1,140	1 1,140	1 1,140		
Carpenter.....	1 1,140	1 1,140	1 1,140		
Salary range, \$1,140 to \$1,320; average, \$1,230—					
Assistant engineer.....	1 1,140	1 1,140	1 1,140		
Salary range, \$1,200 to \$1,500; average, \$1,350—					
Disciplinarian.....	1 1,200	1 1,200	1 1,200		
Teacher.....	7 1,200	7 1,200	6 1/2 1,200		
Matron.....	1 1,200	1 1,200	1 1,200		
Domestic science teacher.....			1 1,200		
Salary range, \$900 to \$1,260; average, \$1,080—					
Assistant disciplinarian.....	1 900	1 900	1 900		
Matrons.....	2 900	2 900	1 1/2 900		
Baker.....	1 900	1 900	1 900		
Cook.....	1 900	1 900	1 900		
Tailor.....	1 900	1 900	1 900		
Assistant carpenter.....	1 900	1 900	1 900		
Salary range, \$1,020 to \$1,260; average, \$1,140—					
Blacksmith.....	1 1,020	1 1,020	1 1,020		
Shoe and harness maker.....	1 1,020	1 1,020	1 1,020		
Salary range, \$780 to \$1,140; average, \$960—					
Laundress.....	1 840	1 840	1 840		
Assistant matron.....	1 780	1 780	1 720		
Salary range, \$900 to \$1,140; average, \$1,020—					
Seamstress.....	1 960	1 960	1 960		
Salary range, \$600 to \$780; average, \$690—					
Assistant cook.....	1 600	1 600	1 600		
Assistants.....	2 600	2 600	3 1/2 579		
Ungraded—					
Physician (contract).....	1 720	1 720	1 720		
Laborers.....	3 900	3 900	2 1/2 836		
Total average number of employees.....	42	42	38 1/2		
Total salaries and wages, field service.....	47,040. 00	47,040. 00	44,720. 00		
Miscellaneous and temporary labor, \$4 to \$1 per diem.....			206. 26		
01 Total salaries and wages.....	47,040. 00	47,040. 00	44,926. 26		

¹ Shortened grade for Indian Service.

Estimates of appropriations required for the service of the fiscal year ending June 30, 1927—Continued

General object (title of appropriation), date of acts, references to Statutes at Large, or to Revised Statutes, and estimated amount required for each detailed object			Total amount to be appropriated under each head of appropriation	Amount appropriated for the fiscal year ending June 30, 1926
<i>Indian School, Santa Fe, N. Mex.—Continued.</i>				
	Estimated expenditures, 1927 appropriation	Estimated expenditures, 1926 appropriation	Expended and obligated, 1925	
Supplies and materials:				
0210 Medical and hospital supplies.....	\$750.00	\$700.00	\$788.05	
0220 Scientific and educational supplies.....	1,500.00	1,500.00	1,582.01	
0230 Fuel.....	6,000.00	6,000.00	6,263.61	
0240 Wearing apparel and sewing supplies.....	17,000.00	16,500.00	16,546.84	
0250 Forage and other supplies for animals.....	4,700.00	4,500.00	4,637.59	
0260 Provisions.....	17,000.00	16,000.00	16,432.13	
0280 Sundry supplies.....	2,050.00	1,500.00	2,039.29	
02 Total supplies and materials.....	49,000.00	46,700.00	48,289.52	
Communication service:				
0500 Telegraph service.....	50.00	50.00	32.11	
0510 Telephone service.....	125.00	125.00	159.94	
0520 Other communication service.....	25.00	25.00	58.70	
05 Total communication service.....	200.00	200.00	250.75	
06 Travel expense.....	100.00	100.00	115.46	
07 Transportation of things (service).....	1,000.00	1,000.00	1,407.44	
10 Furnishing of heat, light, power, water, and electricity (service).....	5,000.00	4,500.00	5,650.60	
11 Rents.....	200.00	200.00	247.30	
12 Repairs and alterations.....	9,300.00	8,700.00	18,865.85	
13 Special and miscellaneous expenses.....	260.00	206.00	157.12	
22 Grants, subsidies, and contributions.....	150.00	150.00	75.00	
Equipment:				
3000 Passenger-carrying vehicles.....			743.14	
3010 Furniture, furnishings, and fixtures.....	3,000.00	2,000.00	3,041.90	
3020 Educational, scientific, and recreational equipment.....	500.00	500.00	96.17	
3040 Livestock.....	500.00	200.00	680.00	
3050 Other equipment.....	1,000.00	500.00	69.34	
30 Total equipment.....	5,000.00	3,200.00	4,630.55	
Total.....	117,250.00	111,996.00	124,614.05	

Charles H. Burke School, Fort Wingate, N. Mex.—

Charles H. Burke School, Fort Wingate, New Mexico: For [five] four hundred pupils, ["\$100,000"] \$90,000; for pay of superintendent, drayage, and general repairs and improvements, ["\$31,500"] \$25,000; [for construction of a school building and an assembly hall, \$100,000, to be immediately available; for construction and extension of water, light, and sewer systems, \$18,500, to be immediately available; and for equipment, \$50,000] (act Mar. 3, 1925, vol. 43, p. 1157).....

\$115,000.00

	Estimated expenditures, 1927 appropriation	Estimated expenditures, 1926 appropriation
Field service:		
Salaries and wages—		
Salary range, \$3,000 to \$3,600; average, \$3,300—		
Superintendent.....	Average— No. 1 Salary \$3,000	Average— No. 1 \$3,000
Salary range, \$1,860 to \$2,400; average, \$2,100—		
Chief clerk.....	1 1,860	1 1,860
Salary range, \$1,680 to \$2,040; average, \$1,860—		
Principal.....	1 1,680	
Salary range, \$1,500 to \$1,860; average, \$1,680—		
Nurse.....	1 1,500	
Salary range, \$1,320 to \$1,680; average, \$1,500—		
Clerk.....	1 1,320	1 1,320
Teacher.....	1 1,320	
Engineer.....	1 1,320	1 1,320
Salary range, \$1,200 to \$1,500; average, \$1,350—		
Disciplinarian.....	1 1,200	
Teachers.....	6 1,200	
General mechanic.....	1 1,200	
Farmer.....	1 1,200	
Salary range, \$1,140 to \$1,500; average, \$1,320—		
Matron (head).....	1 1,140	
Carpenter.....	1 1,140	
Salary range, \$900 to \$1,260; average, \$1,080—		
Assistant disciplinarian.....	1 900	
Matron.....	1 900	
Seamstress.....	1 900	1 900
Cook.....	1 900	
Salary range, \$780 to \$1,140; average, \$960—		
Laundress.....	1 780	

: Shortened grade for Indian Service.

Estimates of appropriations required for the service of the fiscal year ending June 30, 1927—Continued

General object (title of appropriation), date of acts, references to Statutes at Large, or to Revised Statutes, and estimated amount required for each detailed object				Total amount to be appropriated under each head of appropriation	Amount appropriated for the fiscal year ending June 30, 1926
<i>Charles H. Burke School, Fort Wingate, N. Mex.—Continued.</i>					
		Estimated expenditures, 1927 appropriation	Estimated expenditures, 1926 appropriation		
Field service—Continued.					
Salaries and wages—Continued.					
Salary range, \$600 to \$780; average, \$690—					
Assistant cook					
Assistants					
Ungraded—					
Laborers					
	Average—		Average—		
	No. Salary	No. Salary			
	1 \$600	1 \$600			
	5 600	1 600			
	2 900	2 900			
Total average number of employees	31	6 1/2			
01 Total salaries and wages, field service		34,860	7,340		
The difference between 1927 and 1926 is due to new employees; school not in operation 1926; increase, \$27,520.					
Supplies and materials:					
0200 Stationery and office supplies		400			
0210 Medical and hospital supplies		400			
0220 Scientific and educational supplies		1,200			
0230 Fuel		7,000	500		
0240 Wearing apparel and sewing supplies		8,000			
0250 Forage and other supplies for animals		2,000	500		
0260 Provisions		18,000	1,000		
0280 Sundry supplies		2,500	3,000		
02 Total supplies and materials		39,500	5,000		
Communication service:					
0500 Telegraph service		150			
0510 Telephone service		150	50		
05 Total communication service		300	50		
06 Travel expenses		500	350		
07 Transportation of things (service)		2,200	2,000		
12 Repairs and alterations		19,800	20,500		
13 Special and miscellaneous expenses		5,840	3,000		
Equipment:					
3000 Passenger-carrying vehicles			700		
3010 Furniture, furnishings, and fixtures		2,000			
3011 Chairs, beds, etc.			4,410		
3012 Tables, desks, dressers, etc.			4,850		
3015 Kitchen and household equipment			4,755		
3016 Bedding, linens, etc.			15,285		
3017 Typewriters			200		
3020 Educational, scientific, and recreational equipment		1,000			
3040 Livestock		3,000			
3041 Beasts of burden			500		
3042 Produce-yielding animals			8,500		
3050 Other equipment		6,000			
3051 Electric-light system			8,500		
3052 Farm machinery			600		
3053 Motor trucks and farm wagon			2,500		
3057 Laundry equipment, etc.			4,100		
3059 Special and miscellaneous equipment			1,600		
30 Total equipment		12,000	56,500		
Structures and parts and nonstructural improvements to land:					
3211 School building			60,000		
Assembly hall			40,000		
Sewer system			5,000		
3213 Water supply			5,000		
32 Total structures and parts and nonstructural improvements			110,000		
Reserve			81,816		
Total		115,000	286,556		

Estimates of appropriations required for the service of the fiscal year ending June 30, 1927—Continued

General object (title of appropriation), date of acts, references to Statutes at Large, or to Revised Statutes, and estimated amount required for each detailed object				Total amount to be appropriated under each head of appropriation	Amount appropriated for the fiscal year ending June 30, 1926
Indian School, Cherokee, N. C.— Cherokee, North Carolina: For three hundred pupils, \$67,500; for pay of superintendent, drayage, and general repairs and improvements, including construction of concrete reservoir, [\$8,000] \$10,000; [for purchase of additional land as authorized by the act of June 4, 1924, \$10,000, to be immediately available] (acts June 29, 1888, vol. 25, p. 236, sec. 1; Mar. 3, 1925, vol. 43, p. 1157)				\$77,500.00	
	Estimated expenditures, 1927 appropriation	Estimated expenditures, 1926 appropriation	Expended and obligated, 1925		
Field service:					
Salaries and wages—					
Salary range, \$2,400 to \$3,000; average, \$2,700—					
Superintendent	No. 1 Salary \$2,400	No. 1 Salary \$2,400	No. 1 Salary \$2,400		
Salary range, \$1,860 to \$2,400; average, \$2,100—					
Physician	1 1,860	1 1,860	1 1,860		
Salary range, \$1,680 to \$2,040; average, \$1,860—					
Principal	1 1,680	1 1,680	1 1,680		
Salary range, \$1,500 to \$1,860; average, \$1,680—					
Clerk	1 1,500	1 1,500	1 1,500		
Nurse	1 1,500	1 1,500	1 1,500		
Salary range, \$1,320 to \$1,680; average, \$1,500—					
Engineer	1 1,320	1 1,320	1 1,320		
Salary range, \$1,200 to \$1,500; average, \$1,350—					
Teachers	8 1,200	8 1,200	7½ 1,200		
Domestic science teacher	1 1,200	1 1,200	1 1,200		
Mechanic	1 1,200	1 1,200	1 1,200		
Farmer	1 1,200	1 1,200	1 1,200		
Salary range, \$1,140 to \$1,500; average, \$1,320—					
Matron	1 1,140	1 1,140	1 1,140		
Carpenter	1 1,140	1 1,140	1 1,140		
Salary range, \$1,020 to \$1,260; average, \$1,140—					
Shoe and harness maker	1 1,020	1 1,020	1 1,020		
Salary range, \$900 to \$1,260; average, \$1,080—					
Matron	1 900	1 900	1 900		
Baker	1 900	1 900	1 900		
Cook	1 900	1 900	1 900		
Disciplinarian	1 900	1 900	1 900		
Salary range, \$900 to \$1,140; average, \$1,020—					
Seamstress	1 900	1 900	1 900		
Salary range, \$780 to \$1,140; average, \$960—					
Laundress	1 780	1 780	1 780		
Salary range, \$600 to \$780; average, \$690—					
Assistants	4 600	4 600	4½ 600		
Ungraded—					
Laborer	1 900	1 900	1 900		
Total average number of employees	31	31	29½		
01 Total salaries and wages, field service	35,340.00	35,340.00	33,721.73		
Supplies and materials:					
0210 Medical and hospital supplies	400.00	400.00	421.83		
0220 Scientific and educational supplies	1,000.00	1,000.00	1,128.70		
0230 Fuel	1,800.00	1,800.00	1,805.61		
0240 Wearing apparel and sewing supplies	7,000.00	6,500.00	5,699.82		
0250 Forage and other supplies for animals	2,200.00	2,000.00	2,144.60		
0260 Provisions	10,000.00	8,500.00	7,693.50		
0280 Sundry supplies	2,000.00	1,500.00	1,122.67		
02 Total supplies and materials	23,400.00	21,700.00	20,016.73		
07 Transportation of things (service)	200.00	200.00	181.45		
12 Repairs and alterations	2,900.00	5,100.00	18,997.41		
13 Special and miscellaneous expenses	1,060.00	828.00	27.50		
22 Grants, subsidies, and contributions	100.00	100.00	77.60		
Equipment:					
3010 Furniture, furnishings, and fixtures	5,000.00	3,400.00	9,590.20		
3020 Educational, scientific, and recreational equipment	1,000.00	2,000.00	1,144.41		
3040 Livestock			20.00		
3050 Other equipment	3,000.00	3,000.00	2,600.94		
30 Total equipment	10,000.00	8,400.00	13,355.55		
31 Land and interest in land		10,000.00			
32 Structures and parts and nonstructural improvements to land	4,500.00		1,450.68		
Total	77,500.00	81,668.00	87,828.55		

¹ Shortened grade for Indian Service.

Estimates of appropriations required for the service of the fiscal year ending June 30, 1927—Continued

General object (title of appropriation), date of acts, references to Statutes at Large, or to Revised Statutes, and estimated amount required for each detailed object				Total amount to be appropriated under each head of appropriation	Amount appropriated for the fiscal year ending June 30, 1926
Indian School, Bismarck, N. Dak.— Bismarck, North Dakota: For one hundred and fifteen pupils, \$28,750; for pay of superintendent, drayage, and general repairs and improvements, \$7,200 ¹ \$7,000 (acts Mar. 3, 1901, vol. 31, p. 1078, sec. 1; Apr. 21, 1904 vol. 33, p. 225, sec. 27; Mar. 3, 1925, vol. 43, p. 1157)				\$35, 750. 00	
	Estimated expenditures, 1927 appropriation	Estimated expenditures, 1926 appropriation	Expended and obligated, 1925		
Field service:					
Salaries and wages—					
Salary range, \$2,100 to \$2,700; average, \$2,400—	Average—	Average—	Average—		
Superintendent.....	No. 1 Salary \$2, 100	No. 1 Salary \$2, 100	No. 1 Salary \$2, 100		
Salary range, \$1,320 to \$1,680; average, \$1,500—					
Financial clerk.....	1 1, 440	1 1, 440	1 1, 440		
Engineer.....	1 1, 320	1 1, 320	1 1, 320		
Salary range, \$1,200 to \$1,500; average, \$1,350 ¹ —					
Teachers.....	3 1, 200	3 1, 200	2½ 1, 200		
Teacher of home economics.....	1 1, 200	1 1, 200	1 1, 200		
Salary range, \$960 to \$1,260; average, \$1,110 ¹ —					
Matron.....	1 960	1 960	1 960		
Salary range, \$780 to \$1,140; average, \$960—					
Assistant matron.....	1 780	1 780	1 780		
Laundress.....	1 780	1 780	1 780		
Cook.....	1 780	1 780	1 780		
Salary range, \$900 to \$1,140; average, \$1,020 ¹ —					
Seamstress.....	1 900	1 900	1 900		
Ungraded—					
Physician (contract).....	1 800	1 800	1 780		
Laborers.....	2 960	2 960	3 960		
Total average number of employees.....	15	15	15½		
01 Total salaries and wages.....	16, 380. 00	16, 380. 00	16, 944. 45		
Supplies and materials:					
0210 Medical and hospital supplies.....	450. 00	475. 00	414. 13		
0220 Scientific and educational supplies.....	100. 00	200. 00	112. 47		
0230 Fuel.....	1, 500. 00	1, 500. 00	1, 471. 57		
0240 Wearing apparel and sewing supplies.....	2, 400. 00	2, 500. 00	2, 033. 91		
0250 Forage and other supplies for animals.....	1, 000. 00	1, 000. 00	940. 20		
0260 Provisions.....	3, 900. 00	3, 800. 00	3, 206. 96		
0280 Sundry supplies.....	600. 00	400. 00	758. 53		
02 Total supplies and materials.....	9, 950. 00	9, 875. 00	8, 935. 76		
Communication service:					
0510 Telephone service.....	125. 00	125. 00	113. 63		
0520 Other communication service.....	25. 00	25. 00	8. 61		
05 Total communication service.....	150. 00	150. 00	122. 24		
07 Transportation of things (service).....	150. 00	100. 00	145. 15		
10 Furnishing of heat, light, power, water, and electricity (service).....	1, 450. 00	1, 500. 00	1, 397. 80		
Rents:					
1100 Rent of buildings and structures.....	10. 00	10. 00	10. 00		
1110 Other rents.....	240. 00	240. 00	231. 50		
11 Total rents.....	250. 00	250. 00	241. 50		
12 Repairs and alterations.....	5, 250. 00	4, 500. 00	5, 452. 49		
13 Special and miscellaneous expenses.....	470. 00	384. 00	271. 62		
Equipment:					
3010 Furniture, furnishings, and fixtures.....	900. 00	800. 00	805. 55		
3020 Educational, scientific, and recreational equipment.....	150. 00	200. 00	37. 00		
3040 Livestock.....	200. 00	50. 00	28. 00		
3050 Other equipment.....	450. 00	150. 00	322. 55		
30 Total equipment.....	1, 700. 00	1, 200. 00	1, 193. 10		
Total.....	35, 750. 00	34, 339. 00	34, 704. 11		

¹ Shortened grade for Indian Service.

Estimates of appropriations required for the service of the fiscal year ending June 30, 1927—Continued

General object (title of appropriation), date of acts, references to Statutes at Large, or to Revised Statutes, and estimated amount required for each detailed object				Total amount to be appropriated under each head of appropriation	Amount appropriated for the fiscal year ending June 30, 1926
Indian School, Fort Totten, N. Dak.— Fort Totten Indian School, Fort Totten, North Dakota: For three hundred and twenty-five pupils, \$73,125; for pay of superintendent, drayage, and general repairs and improvements, \$12,000 (<i>acts Aug. 19, 1890, vol. 26, p. 358, sec. 1; Mar. 3, 1891, vol. 26, p. 1018, sec. 1; Mar. 8, 1925, vol. 43, p. 1157</i>)—				\$85, 125. 00	
	Estimated expenditures, 1927 appropriation	Estimated expenditures, 1926 appropriation	Expended and obligated, 1925		
Field service:					
Salaries and wages—	<i>Average—</i>	<i>Average—</i>	<i>Average—</i>		
Salary range, \$2,400 to \$3,000; average, \$2,700—	No. 1 Salary \$2,400	No. 1 Salary \$2,400	No. 1 Salary \$2,400		
Superintendent	1 1,860	1 1,860	1 1,860		
Salary range, \$1,860 to \$2,400; average, \$2,100—	1 1,860	1 1,860	1 1,860		
Physician	1 1,860	1 1,860	1 1,860		
Principal	1 1,500	1 1,500	1 1,500		
Salary range, \$1,500 to \$1,860; average, \$1,680—	1 1,500	1 1,500	1 1,500		
Nurse	1 1,320	1 1,320	1 1,320		
Salary range, \$1,320 to \$1,680; average, \$1,500—	1 1,320	1 1,320	1 1,320		
Property clerk	1 1,320	1 1,320	1 1,320		
Clerk	1 1,320	1 1,320	1 1,320		
Engineer	1 1,140	1 1,140	1 1,140		
Salary range, \$1,140 to \$1,500; average, \$1,320—	1 1,140	1 1,140	1 1,140		
Assistant clerk	1 1,140	1 1,140	1 1,140		
Matron (head)	1 1,140	1 1,140	1 1,140		
Band leader	1 1,140	1 1,140	1 1,140		
Carpenter	1 1,140	1 1,140	1 1,140		
Salary range, \$1,140 to \$1,320; average, \$1,230 1—	1 1,140	1 1,140	1 1,140		
Assistant engineer	1 1,200	1 1,200	1 1,200		
Salary range, \$1,200 to \$1,500; average, \$1,350 1—	1 1,200	1 1,200	1 1,200		
Disciplinarian	8 1,200	8 1,200	8 1,200		
Teachers	1 1,200	1 1,200	1 1,200		
Teacher of housekeeping	1 1,200	1 1,200	1 1,200		
Farmer	1 1,200	1 1,200	1 1,200		
Dairyman	1 1,200	1 1,200	1 1,200		
Salary range, \$900 to \$1,200; average, \$1,060—	2 900	2 900	2 900		
Matrons	1 900	1 900	1 900		
Cook	1 900	1 900	1 900		
Baker	1 900	1 900	1 900		
Salary range, \$780 to \$1,140; average, \$960—	2 780	2 780	2 780		
Assistant matrons	2 780	2 780	2 780		
Laundresses	1 780	1 780	1 780		
Cook	1 900	1 900	1 900		
Salary range, \$600 to \$1,140; average, \$1,020 1—	2 900	2 900	2 900		
Assistant teacher	2 900	2 900	2 900		
Seamstresses	2 600	2 600	2 600		
Salary range, \$600 to \$780; average, \$690—	5 864	5 864	5 864		
Assistants					
Ungraded—					
Laborers					
Total average number of employees	40	40	40 1/2		
Total salaries and wages, field service	45,810.00	45,810.00	45,660.00		
Miscellaneous and temporary labor, \$4 to \$1 per diem			532.05		
01 Total salaries and wages	45,810.00	45,810.00	46,192.05		
Supplies and materials:					
0210 Medical and hospital supplies	450.00	450.00	442.42		
0220 Scientific and educational supplies	500.00	400.00	423.97		
0230 Fuel	9,500.00	9,500.00	9,867.96		
0240 Wearing apparel and sewing supplies	6,500.00	6,000.00	5,689.35		
0250 Forage and other supplies for animals	350.00	300.00	330.30		
0260 Provisions	10,000.00	8,500.00	9,958.37		
0280 Sundry supplies	100.00		2,289.94		
02 Total supplies and materials	27,400.00	25,150.00	29,002.31		
Communication service:					
0500 Telegraph service	25.00	25.00	11.67		
0510 Telephone service	75.00	75.00	63.40		
05 Total communication service	100.00	100.00	75.07		
Travel expenses	100.00	100.00	87.98		
07 Transportation of things (service)	4,800.00	4,800.00	4,276.25		
11 Rents	350.00	350.00	342.27		
12 Repairs and alterations	4,800.00	4,000.00	15,219.07		
13 Special and miscellaneous expenses	215.00		87.63		
Equipment:					
3010 Furniture, furnishings, and fixtures	1,000.00	800.00	2,502.80		
3020 Educational, scientific, and recreational equipment	100.00		177.40		
3040 Livestock	250.00		350.00		
3050 Other equipment	200.00	200.00	1,463.02		
30 Total equipment	1,550.00	1,000.00	4,493.22		
32 Structures and parts and nonstructural improvements to land			7,056.19		
Total	85,125.00	81,310.00	106,832.04		

1 Shortened grade for Indian Service.

Estimates of appropriations required for the service of the fiscal year ending June 30, 1927—Continued

General object (title of appropriation), date of acts, references to Statutes at Large, or to Revised Statutes, and estimated amount required for each detailed object				Total amount to be appropriated under each head of appropriation	Amount appropriated for the fiscal year ending June 30, 1926
Indian School, Wahpeton, N. Dak.— Wahpeton, North Dakota: For two hundred and twenty pupils, \$49,500; for pay of superintendent, drayage, and general repairs and improvements, \$8,700 (<i>acts Aug. 21, 1904, vol. 33, p. 215, sec. 1; Mar. 3, 1925, vol. 43, p. 1157</i>)—				\$58, 200. 00	
	Estimated expenditures, 1927 appropriation	Estimated expenditures, 1926 appropriation	Expended and obligated, 1925		
Field service:					
Salaries and wages—	<i>Average—</i>	<i>Average—</i>	<i>Average—</i>		
Salary range, \$2,100 to \$2,700; average, \$2,400—	No. 1 Salary \$2, 100	No. 1 Salary \$2, 100	No. 1 Salary \$2, 100		
Superintendent.....	1 1, 500	1 1, 500	1 1, 500		
Salary range, \$1,500 to \$1,860; average, \$1,680—					
Clerk, chief.....	1 1, 500	1 1, 500	1 1, 500		
Nurse.....	1 1, 500	1 1, 500	1 1, 500		
Principal.....	1 1, 500	1 1, 500	1 1, 500		
Salary range, \$1,320 to \$1,680; average, \$1,500—					
Engineer.....	1 1, 320	1 1, 320	1 1, 320		
Salary range, \$1,140 to \$1,500; average, \$1,320—					
Financial clerk.....	1 1, 140	1 1, 140	1 1, 140		
Salary range, \$1,200 to \$1,500; average, \$1,350 ¹ —					
Disciplinarian.....	1 1, 260	1 1, 260	1 1, 260		
Teachers.....	3 1, 200	3 1, 200	2½ 1, 200		
Domestic science teacher.....	1 1, 200	1 1, 200	1 1, 200		
Farmer.....	1 1, 200	1 1, 200	1 1, 200		
General mechanic.....	1 1, 380	1 1, 380	1 1, 380		
Dairyman.....	1 1, 200	1 1, 200	1 1, 200		
Salary range, \$960 to \$1,260; average, \$1,110 ¹ —					
Matron.....	1 960	1 960	1 960		
Salary range, \$900 to \$1,260; average, \$1,080—					
Matron.....	1 900	1 900	1 900		
Cook.....	1 900	1 900	1 900		
Salary range, \$780 to \$1,140; average, \$960—					
Assistant matron.....	1 780	1 780	1 780		
Laundress.....	1 780	1 780	1 780		
Salary range, \$900 to \$1,140; average, \$1,020 ¹ —					
Seamstress.....	1 900	1 900	1 900		
Salary range, \$600 to \$780; average, \$690—					
Assistant cook.....	1 720	1 720	1 720		
Assistant.....	1 600	1 600	1 600		
Ungraded—					
Physician.....	1 540	1 540	1 780		
Laborers.....	1½ 1, 060	1½ 1, 060	1½ 1, 060		
Total average number of employees.....	24½	24½	23½		
01 Total salaries and wages, field service.....	27, 570. 00	27, 570. 00	27, 144. 07		
Supplies and materials:					
0210 Medical and hospital supplies.....	400. 00	400. 00	390. 55		
0220 Scientific and educational supplies.....	300. 00	300. 00	292. 11		
0230 Fuel.....	7, 400. 00	7, 200. 00	8, 137. 99		
0240 Wearing apparel and sewing supplies.....	4, 200. 00	4, 000. 00	5, 151. 93		
0250 Forage and other supplies for animals.....	100. 00	100. 00	108. 35		
0260 Provisions.....	7, 900. 00	7, 500. 00	8, 314. 68		
0280 Sundry supplies.....	300. 00		1, 693. 27		
02 Total supplies and materials.....	20, 600. 00	19, 500. 00	24, 088. 88		
Communication service:					
0500 Telegraph service.....	10. 00	10. 00	10. 82		
0510 Telephone service.....	90. 00	90. 00	95. 70		
05 Total communication service.....	100. 00	100. 00	106. 52		
07 Transportation of things (service).....	600. 00	600. 00	746. 20		
10 Furnishing of heat, light, power, water, and electricity (service).....	2, 500. 00	2, 000. 00	2, 850. 61		
12 Repairs and alterations.....	6, 000. 00	5, 300. 00	5, 623. 90		
13 Special and miscellaneous expenses.....	130. 00	21. 00	14. 82		
Equipment:					
3010 Furniture, furnishings, and fixtures.....	200. 00	500. 00	1, 163. 37		
3020 Educational, scientific, and recreational equipment.....	200. 00		59. 94		
3050 Other equipment.....	300. 00		602. 10		
30 Total equipment.....	700. 00	500. 00	1, 825. 41		
Total.....	58, 200. 00	55, 591. 00	62, 400. 41		

¹ Shortened grade for Indian Service.

Estimates of appropriations required for the service of the fiscal year ending June 30, 1927—Continued

General object (title of appropriation), date of acts, references to Statutes at Large, or to Revised Statutes, and estimated amount required for each detailed object				Total amount to be appropriated under each head of appropriation	Amount appropriated for the fiscal year ending June 30, 1926
Indian School, Chilocco, Okla.—					
Chilocco, Oklahoma: For [eight] seven hundred and fifty pupils, including not to exceed \$2,000 for printing and issuing school paper, [\$160,000] \$150,000; for pay of superintendent, drayage, and general repairs and improvements, [\$18,000] \$15,000 (acts Mar. 1, 1883, vol. 22, p. 448, sec. 1; May 15, 1886, vol. 24, p. 45, sec. 1; Mar. 3, 1925, vol. 43, p. 1157).				\$165,000.00	
	Estimated expenditures, 1927 appropriation	Estimated expenditures, 1926 appropriation	Expended and obligated, 1925		
Field service:					
Salaries and wages—	<i>Average—</i>	<i>Average—</i>	<i>Average—</i>		
Salary range, \$3,300 to \$3,900; average, \$3,600—	No. Salary	No. Salary	No. Salary		
Superintendent.....	1 \$3,300	1 \$3,300	1 \$3,300		
Salary range, \$1,860 to \$2,400; average, \$2,100—					
Chief clerk.....	1 1,860	1 1,860	1 1,860		
Physician.....	1 1,860	1 1,860	1 1,860		
Director of agriculture.....	1 1,860	1 1,860	1 1,860		
Salary range, \$1,680 to \$2,040; average, \$1,860—					
Physical director.....	1 1,680	1 1,680	1 1,680		
Principal teacher.....	1 1,680	1 1,680	1 1,680		
Engineer.....	1 1,680	1 1,680	1 1,680		
Salary range, \$1,560 to \$1,860; average, \$1,710 —					
Principal, home economics.....	1 1,680	1 1,680	1 1,527		
Teacher of agriculture.....	1 1,560	1 1,560			
Salary range, \$1,500 to \$1,800; average, \$1,680 —					
Disciplinarian.....	1 1,500	1 1,500	1 1,500		
Nurse.....	1 1,500	1 1,500	1 1,400		
Printer.....	1 1,500	1 1,500	1 1,500		
Salary range, \$1,440 to \$1,680; average, \$1,560 —					
Teachers (junior high school).....	6 1,440	6 1,440	5 1,429		
Mason.....	1 1,440	1 1,440	1 1,440		
Salary range, \$1,320 to \$1,680; average, \$1,500 —					
Assistant clerks.....	2 1,320	2 1,320	2 1,320		
Property clerk.....	1 1,320	1 1,320	1 1,320		
Music teacher.....	1 1,320	1 1,320			
Librarian.....	1 1,320	1 1,320	1 1,128		
Matron (head).....	1 1,320	1 1,320	1 1,320		
Teacher of home economics (junior vocational).....	1 1,440	1 1,440			
Salary range, \$1,200 to \$1,500; average, \$1,350 —					
Teachers.....	5 1,200	5 1,200	5 1,200		
Music teacher.....			1 1,200		
Teacher of home economics.....	2 1,200	2 1,200	1 1,200		
Assistant teacher, agriculture.....	1 1,200	1 1,200	1 1,200		
Stockman-dairyman.....	1 1,260	1 1,260	1 1,260		
General mechanic.....	1 1,200	1 1,200	1 1,200		
Farmer.....	1 1,200	1 1,200			
Poultryman.....	1 1,200	1 1,200	1 1,060		
Salary range, \$1,140 to \$1,500; average, \$1,320 —					
Assistant clerks.....	2 1,140	2 1,140	2 1,140		
Nurseryman.....	1 1,260	1 1,260	1 1,260		
Orchestra leader.....	1 1,140	1 1,140	1 1,140		
Carpenters.....	2 1,140	2 1,140	2 1,140		
Salary range, \$1,140 to \$1,320; average, \$1,230 —					
Assistant engineer.....	1 1,140	1 1,140	2 1,140		
Salary range, \$1,020 to \$1,260; average, \$1,140 —					
Shoe and harness maker.....	1 1,080	1 1,080	1 1,080		
Salary range, \$900 to \$1,260; average, \$1,080 —					
Assistant disciplinarian.....	1 1,260	1 1,260	1 1,260		
Matrons.....	4 930	4 930	2 925		
Assistant matron.....			1 960		
Dining-room matron.....	1 900	1 900	1 900		
Cook.....	1 900	1 900	1 900		
Baker.....	1 960	1 960	1 960		
Assistant farmer.....			1 960		
Salary range, \$900 to \$1,140; average, \$1,020 —					
Seamstress.....	1 960	1 960	2 930		
Salary range, \$780 to \$1,140; average, \$960 —					
Laundress.....	1 840	1 840	1 840		
Cook.....	1 780	1 780			
Assistant.....	1 780	1 780	1 505		
Ungraded—					
Laborers.....	3 960	3 960	7 951		
Total average number of employees.....	61	61	60 1/2		
Total salaries and wages, field service.....	78,720.00	78,720.00	74,795.00		
Miscellaneous and temporary labor, \$4 to \$1 per diem.....			267.82		
01 Total salaries and wages.....	78,720.00	78,720.00	75,062.82		
Supplies and materials:					
0210 Medical and hospital supplies.....	1,000.00	1,000.00	579.60		
0220 Scientific and educational supplies.....	1,000.00	1,500.00	1,329.92		
0230 Fuel.....	2,300.00	2,200.00	2,299.36		
0240 Wearing apparel and sewing supplies.....	13,000.00	14,500.00	10,678.79		
0250 Forage and other supplies for animals.....	500.00	500.00	90.00		
0260 Provisions.....	26,000.00	27,000.00	25,647.20		
0280 Sundry supplies.....	3,500.00	5,300.00	5,398.84		
02 Total supplies and materials.....	47,300.00	52,000.00	46,021.71		

1 Shortened grade for Indian Service.

Estimates of appropriations required for the service of the fiscal year ending June 30, 1927—Continued

General object (title of appropriation), date of acts, references to Statutes at Large, or to Revised Statutes, and estimated amount required for each detailed object

Total amount to be appropriated under each head of appropriation

Amount appropriated for the fiscal year ending June 30, 1926

Indian School, Chilocco, Okla.—Continued.

	Estimated expenditures, 1927 appropriation	Estimated expenditures, 1926 appropriation	Expended and obligated, 1925
Communication service:			
0500 Telegraph service.....	\$50.00	\$50.00	\$45.69
0510 Telephone service.....	100.00	100.00	100.00
0520 Other communication service.....	25.00	25.00	6.94
05 Total communication service.....	175.00	175.00	152.63
07 Transportation of things (service).....	100.00	100.00	327.11
10 Furnishing of heat, light, power, water, and electricity (service).....	18,000.00	18,000.00	16,029.50
12 Repairs and alterations.....	11,600.00	13,800.00	27,330.79
13 Special and miscellaneous expenses.....	1,105.00	428.00	69.66
Equipment:			
3000 Passenger-carrying vehicles.....		500.00	
3010 Furniture, furnishings, and fixtures.....	3,000.00	3,000.00	2,689.41
3020 Educational, scientific, and recreational equipment.....	1,000.00	800.00	
3050 Other equipment.....	4,000.00	2,500.00	2,392.81
30 Total equipment.....	8,000.00	6,800.00	5,082.22
32 Structures and parts and nonstructural improvements to land.....			28,000.00
Total.....	165,000.00	170,023.00	198,076.44

Sequoyah Orphan Training School, Five Civilized Tribes, Oklahoma—

Sequoyah Orphan Training School, near Tahlequah, Oklahoma: For [the] two hundred and fifty orphan Indian children of the State of Oklahoma belonging to the restricted class, to be conducted as an industrial school under the direction of the Secretary of the Interior, [\$59,850] \$56,250; for pay of superintendent, drayage, and general repairs and improvements, [\$6,500] \$9,000; [for the enlargement of the school building so as to provide four additional classrooms not to exceed \$20,000, to be immediately available] (acts June 30, 1913, vol. 33, p. 95, sec. 18; Mar. 3, 1925, vol. 43, p. 1157) -----

\$65,250.00

	Estimated expenditures, 1927 appropriation	Estimated expenditures, 1926 appropriation	Expended and obligated, 1925
Field service:			
Salaries and wages--	Average--	Average--	Average--
Salary range, \$2,100 to \$2,700; average, \$2,400--	No. Salary	No. Salary	No. Salary
Superintendent.....	1 \$2,100	1 \$2,100	1 \$2,100
Salary range, \$1,500 to \$1,800; average, \$1,680--			
Principal teacher.....	1 1,500	1 1,500	1 1,500
Nurse.....	1 1,500	1 1,500	1 1,500
Salary range, \$1,320 to \$1,680; average, \$1,500--			
Chief clerk.....	1 1,380	1 1,380	1 1,380
Clerk.....	1 1,320	1 1,320	1 1,320
Engineer.....	1 1,320	1 1,320	1 1,320
Salary range, \$1,200 to \$1,500; average, \$1,350--			
Music teacher.....	1 1,200	1 1,200	1 1,200
Intermediate teachers.....	2 1,200	2 1,200	2 1,200
Primary teachers.....	2 1,200	2 1,200	2 1,200
Teachers.....	2 1,200	2 1,200	1 1,200
Manual-training teacher.....	1 1,200	1 1,200	1 1,200
Teacher of home economics.....	1 1,200	1 1,200	1 1,200
Farmer.....	1 1,200	1 1,200	1 1,200
Salary range, \$960 to \$1,260; average, \$1,110--			
Matron (head).....	1 960	1 960	
Salary range, \$900 to \$1,260; average, \$1,080--			
Assistant disciplinarian.....	1 900	1 900	1 900
Matron.....			1 900
Boy's matron.....	1 900	1 900	1 900
Cook.....	1 900	1 900	1 900
Baker.....	1 900	1 900	1 900
Salary range, \$900 to \$1,140; average, \$1,020--			
Seamstress.....	1 900	1 900	1 900
Salary range, \$780 to \$1,140; average, \$960--			
Assistant matron.....	1 780	1 780	1 780
Laundress.....	1 780	1 780	1 780
Salary range, \$600 to \$780; average, \$690--			
Assistant cook.....	1 600	1 600	1 600
Ungraded--			
Physician (contract).....	1 1,000	1 1,000	1 720
Laborers.....	2 900	2 900	2 900
Total average number of employees.....	28	28	26 1/2
01 Total salaries and wages.....	31,540.00	31,540.00	29,427.36

1 Shortened grade for Indian Service.

66010-25†-32

Estimates of appropriations required for the service of the fiscal year ending June 30, 1927—Continued

General object (title of appropriation), date of acts, references to Statutes at Large, or to Revised Statutes, and estimated amount required for each detailed object				Total amount to be appropriated under each head of appropriation	Amount appropriated for the fiscal year ending June 30, 1926
<i>Sequoyah Orphan Training School, Five Civilized Tribes, Oklahoma—Continued.</i>					
	Estimated expenditures, 1927 appropriation	Estimated expenditures, 1926 appropriation	Expended and obligated, 1925		
Supplies and materials:					
0210 Medical and hospital supplies.....	\$300.00	\$300.00	\$267.38		
0220 Scientific and educational supplies.....	500.00	500.00	639.01		
0230 Fuel.....	4,400.00	4,200.00	4,220.05		
0240 Wearing apparel and sewing supplies.....	4,500.00	4,500.00	4,788.26		
0250 Forage and other supplies for animals.....	3,000.00	2,900.00	3,267.61		
0260 Provisions.....	11,000.00	11,000.00	10,069.99		
0280 Sundry supplies.....	400.00		1,583.70		
02 Total supplies and materials.....	24,100.00	23,400.00	24,836.00		
Communication service:					
0500 Telegraph service.....	20.00		1.20		
0510 Telephone service.....	80.00	75.00	76.26		
05 Total communication service.....	100.00	75.00	77.46		
06 Travel expense.....	25.00	25.00	27.32		
07 Transportation of things (service).....	800.00	800.00	615.53		
08 Printing, binding, photographing, etc.....			21.00		
11 Rents.....	50.00	50.00	24.00		
12 Repairs and alterations.....	6,100.00	6,000.00	7,538.48		
13 Special and miscellaneous expenses.....	235.00	190.00	315.63		
Equipment:					
3000 Passenger-carrying vehicles.....			1,121.54		
3010 Furniture, furnishings, and fixtures.....	1,000.00		1,086.70		
3020 Educational, scientific, and recreational equipment.....	600.00	400.00	696.53		
3040 Livestock.....	200.00		1,723.50		
3060 Other equipment.....	500.00		196.11		
30 Total equipment.....	2,300.00	400.00	4,824.38		
32 Structures and parts and nonstructural improvements to land.....		20,000.00	981.28		
Total.....	65,250.00	82,480.00	68,688.44		

Indian School, Salem, Oreg.—

Chemawa, Salem, Oregon: For eight hundred and fifty Indian pupils, including native Indian pupils brought from Alaska, including not to exceed \$1,000 for printing and issuing school paper, \$191,250; for pay of superintendent, drayage, and general repairs and improvements, [\$17,000,] including repairs to water system, \$30,000; for remodeling and repairs to dining hall and kitchen, \$20,000: *Provided*, That except upon the individual order of the Secretary of the Interior, no part of this appropriation shall be used for the support or education at said school of any native pupil brought from Alaska after January 1, 1925 (*acts Mar. 3, 1885, vol. 23, p. 331, sec. 1; May 15, 1886, vol. 24, p. 45, sec. 1; Mar. 3, 1925, vol. 43, p. 1157*)—

\$241,250.00

	Estimated expenditures, 1927 appropriation	Estimated expenditures, 1926 appropriation	Expended and obligated, 1925
Field service:			
Salaries and wages—			
Salary range, \$3,300 to \$3,900; average, \$3,600—	<i>Average—</i>	<i>Average—</i>	<i>Average—</i>
Superintendent.....	No. 1 Salary \$3,300	No. 1 Salary \$3,300	No. 1 Salary \$3,300
Salary range, \$1,680 to \$2,040; average, \$1,860—			
Principal.....	1 1,680	1 1,680	1 1,680
Clerk.....	1 1,680	1 1,680	1 1,680
Superintendent of industries.....	1 1,680	1 1,680	1 1,680
General mechanic.....	1 1,680	1 1,680	1 1,680
Engineer.....	1 1,680	1 1,680	1 1,680
Salary range, \$1,560 to \$1,860; average, \$1,710—			
Principal of home economics.....	1 1,560	1 1,560	1 1,560
Salary range, \$1,500 to \$1,860; average, \$1,680—			
Clerk.....	1 1,500	1 1,500	1 1,500
Nurse.....	1 1,500	1 1,500	1 1,455
Salary range, \$1,440 to \$1,680; average, \$1,560—			
Teachers (junior high school).....	5 1,440	5 1,440	4 1,370
Domestic-science teacher (junior high school).....	1 1,440	1 1,440	1 1,396
Carpenter (head).....	1 1,440	1 1,440	1 1,440
Gardener-teacher of agriculture.....	1 1,440	1 1,440	1 1,440
Plumber.....	1 1,440	1 1,440	1 1,440
Printer.....	1 1,440	1 1,440	1 1,440
Mason.....			1 1,396
Salary range, \$1,320 to \$1,680; average, \$1,500—			
Clerk.....	1 1,320	1 1,320	1 1,320
Financial clerk.....	1 1,320	1 1,320	1 1,320
Disciplinarian.....	1 1,320	1 1,320	1 1,320
Mastron.....	1 1,320	1 1,320	1 1,220
Music teacher.....	1 1,320	1 1,320	

Estimates of appropriations required for the service of the fiscal year ending June 30, 1927—Continued

General object (title of appropriation), date of acts, references to Statutes at Large, or to Revised Statutes, and estimated amount required for each detailed object						Total amount to be appropriated under each head of appropriation		Amount appropriated for the fiscal year ending June 30, 1926	
<i>Indian School, Salem, Oreg.—Continued.</i>									
		Estimated expenditures, 1927 appropriation		Estimated expenditures, 1926 appropriation		Expended and obligated, 1925			
Field service—Continued.									
Salaries and wages—Continued.									
Salary range, \$1,200 to \$1,500; average, \$1,350—									
Teachers.....						Average— No. 9	Salary \$1,200	Average— No. 9	Salary \$1,166
Teacher of mechanical drawing.....						1	1,200	1	1,200
Domestic science teacher.....						1	1,200	1	1,167
Sewing teacher.....						1	1,200	1	1,200
Dairyman.....						1	1,200	1	1,200
Poultryman.....						1	1,200	1	1,100
Farmer.....						1	1,200	1	1,200
Salary range, \$1,140 to \$1,500; average, \$1,320—									
Bandmaster and assistant disciplinarian.....						1	1,140	1	1,140
Carpenter.....						1	1,140	1	1,140
Painter.....						1	1,140	1	1,140
Salary range, \$1,140 to \$1,320; average, \$1,230 —									
Assistant engineer.....						1	1,140	1	1,140
Salary range, \$1,020 to \$1,260; average, \$1,140 —									
Blacksmith.....						1	1,140	1	1,140
Shoe and harness maker.....						1	1,080	1	1,080
Salary range, \$900 to \$1,260; average, \$1,080—									
Assistant disciplinarian.....						1	960	1	960
Matrons.....						5	900	5	900
Dining room matron.....						1	900	1	900
Baker.....						1	1,080	1	1,080
Cook.....						1	900	1	900
Tailor.....						1	1,080	1	1,080
Salary range, \$900 to \$1,140; average, \$1,020 —									
Seamstress.....						1	900	1	900
Salary range, \$780 to \$1,140; average, \$960—									
Music teacher.....						1	780	1	840
Assistant seamstress.....						1	780	1	780
Laundress.....						1	780	1	780
Hospital cook.....						1	780	1	750
Salary range, \$600 to \$780; average, \$690—									
Assistant laundress.....						1	660	1	660
Assistants.....						5	600	5	531
Ungraded—									
Physician (contract).....						1	720	1	720
Laborers.....						5	948	5	947
Total average number of employees.....						70		70	66 1/2
Total salaries and wages.....							82,620.00		82,620.00
Supplies and materials:									
0200 Stationery and office supplies.....							25.00		12.01
0210 Medical and hospital supplies.....							1,000.00		960.44
0220 Scientific and educational supplies.....							1,500.00		1,705.84
0230 Fuel.....							25,000.00		25,215.41
0240 Wearing apparel and sewing supplies.....							25,000.00		23,855.47
0250 Forage and other supplies for animals.....							1,000.00		721.65
0260 Provisions.....							35,000.00		32,141.28
0280 Sundry supplies.....							6,000.00		6,189.76
Total supplies and materials.....							94,525.00		90,500.00
Communication service:									
0510 Telephone service.....							225.00		209.31
0520 Other communication service.....							25.00		4.05
Total communication service.....							250.00		250.00
Travel expenses.....							50.00		50.00
Transportation of things (service).....							100.00		100.00
Furnishing of heat, light, power, water, and electricity (service).....							4,200.00		4,200.00
Rents.....							300.00		300.00
Repairs and alterations.....							26,400.00		13,000.00
Special and miscellaneous expenses.....							305.00		397.00
Grants, subsidies, and contributions.....							500.00		500.00
Equipment:									
3000 Passenger-carrying vehicles.....									257.70
3010 Furniture, furnishings, and fixtures.....							5,000.00		5,500.00
3020 Educational, scientific, and recreational equipment.....							500.00		1,000.00
3050 Other equipment.....							6,500.00		500.00
Total equipment.....							12,000.00		7,000.00
Structures and parts and nonstructural improvements to lands:									
3210 Other structures.....							10,000.00		
3220 Nonstructural improvements.....							10,000.00		
Total structures and parts and nonstructural improvements.....							20,000.00		
Total.....							241,250.00		198,917.00

1 Shortened grade for Indian Service.

Estimates of appropriations required for the service of the fiscal year ending June 30, 1927—Continued

General object (title of appropriation), date of acts, references to Statutes at Large, or to Revised Statutes, and estimated amount required for each detailed object				Total amount to be appropriated under each head of appropriation	Amount appropriated for the fiscal year ending June 30, 1926
Indian School, Flandreau, S. Dak.—					
Flandreau, South Dakota: For three hundred and seventy-five Indian pupils \$84,375; for pay of superintendent, drayage, and general repairs and improvements, including [the beginning] continuing the construction of a new heating plant [11,700] \$25,000 (acts Aug. 19, 1890, vol. 26, p. 358, sec. 1; Mar. 3, 1891, vol. 26, p. 1012, sec. 1; Mar. 3, 1925, vol. 43, p. 1157) —				\$109, 375. 00	
	Estimated expenditures, 1927 appropriation	Estimated expenditures, 1926 appropriation	Expended and obligated, 1925		
Field service:					
Salaries and wages—					
Salary range, \$2,700 to \$3,300; average, \$3,000—					
Superintendent	No. 1 Salary \$2,700	No. 1 Salary \$2,700	No. 1 Salary \$2,700		
Salary range, \$1,680 to \$2,040; average, \$1,860—					
Chief clerk	1 1,680	1 1,680	1 1,680		
Principal	1 1,680	1 1,680	1 1,680		
General mechanic	1 1,680	1 1,680	1 1,680		
Salary range, \$1,560 to \$1,980; average, \$1,710 —					
Teacher (senior high school)	1 1,560	1 1,560	1 1,560		
Salary range, \$1,500 to \$1,800; average, \$1,680—					
Nurse	1 1,500	1 1,500	1 1,500		
Salary range, \$1,440 to \$1,680; average, \$1,560 —					
Teachers (junior high school)	2 1,440	2 1,440	2 1,440		
Salary range, \$1,320 to \$1,680; average, \$1,500—					
Music teacher	1 1,320	1 1,320	1 1,320		
Engineer	1 1,320	1 1,320	1 1,320		
Salary range, \$1,200 to \$1,600; average, \$1,350 —					
Disciplinarian and band instructor	1 1,260	1 1,260	1 1,260		
Music teacher	1 1,200	1 1,200	1 1,200		
Teachers	4 1,200	4 1,200	4 1,200		
Domestic science teacher	1 1,200	1 1,200	1 1,200		
Dairyman	1 1,200	1 1,200	1 1,200		
Farmer	1 1,200	1 1,200	1 1,200		
Salary range, \$1,140 to \$1,500; average, \$1,320—					
Assistant clerks	1½ 1,140	1½ 1,140	1 1,140		
Matron	1 1,140	1 1,140	1 1,140		
Carpenter	1 1,140	1 1,140	1 1,140		
Salary range, \$1,140 to \$1,320; average, \$1,230 —					
Assistant engineer	1 1,140	1 1,140	1 1,140		
Salary range, \$1,020 to \$1,260; average, \$1,140 —					
Shoe and harness maker	1 1,020	1 1,020	1 1,020		
Salary range, \$900 to \$1,260; average, \$1,080—					
Matrons	2 900	2 900	2 900		
Cook	1 900	1 900	1 900		
Baker	1 900	1 900	1 900		
Assistant farmer	1 900	1 900	1 900		
Assistant disciplinarian	1 900	1 900	1 900		
Salary range, \$900 to \$1,140; average, \$1,020 —					
Seamstress	1 900	1 900	1 900		
Salary range, \$780 to \$1,140; average, \$960—					
Assistant matron	1 780	1 780	2 780		
Housekeeper	1 840	1 840	1 840		
Laundress	1 780	1 780	1 780		
Assistant	1 780	1 780	1 780		
Salary range, \$600 to \$780; average, \$680—					
Assistants	2 600	2 600	2 600		
Assistant cook	1 600	1 600	1 600		
Assistant laundress	1 600	1 600	1 600		
Ungraded—					
Physician (contract)	1 720	1 720	1 720		
Laborers	1½ 900	1½ 900	1½ 900		
01 Total average number of employees	40	40	41½		
Total salaries and wages	45,750.00	45,750.00	46,215.22		
Supplies and materials:					
0210 Medical and hospital supplies	450.00	400.00	379.35		
0220 Scientific and educational supplies	1,200.00	1,000.00	1,228.89		
0230 Fuel	7,600.00	7,600.00	7,640.95		
0240 Wearing apparel and sewing supplies	8,500.00	8,100.00	7,918.54		
0250 Forage and other supplies for animals	200.00	200.00	166.40		
0260 Provisions	16,800.00	16,000.00	14,869.46		
0280 Sundry supplies	800.00		1,948.10		
02 Total supplies and materials	35,550.00	33,300.00	34,141.69		
Communication service:					
0500 Telegraph service	50.00	40.00	75.00		
0510 Telephone service	200.00	190.00	207.00		
05 Total communication service	250.00	230.00	282.00		
06 Travel expense			7.80		
07 Transportation of things (service)			1,272.55		
08 Printing, binding, photographing, etc.	1,000.00	1,000.00	45.50		
10 Furnishing of heat, light, power, water, and electricity (service)					
11 Rents	1,500.00	1,300.00	1,699.00		
12 Repairs and alterations	30.00	30.00	27.88		
13 Special and miscellaneous expenses	8,000.00	7,500.00	8,374.28		
22 Grants, subsidies, and contributions	485.00	309.00	563.91		
	100.00	100.00	55.00		
Equipment:					
3010 Furniture, furnishings, and fixtures	2,500.00	1,800.00	2,250.54		
3020 Educational, scientific and recreational equipment	400.00	300.00	391.26		
3040 Live stock	100.00	50.00	32.50		
3050 Other equipment	400.00	100.00	140.93		
30 Total equipment	3,400.00	2,250.00	2,815.23		
32 Structures and parts and nonstructural improvements to land	13,300.00				
Total	109,375.00	91,789.00	95,505.06		

1 Shortened grade for Indian Service.

Estimates of appropriations required for the service of the fiscal year ending June 30, 1927—Continued

General object (title of appropriation), date of acts, references to Statutes at Large, or to Revised Statutes, and estimated amount required for each detailed object	Total amount to be appropriated under each head of appropriation			Amount appropriated for the fiscal year ending June 30, 1926
<p><i>Indian School, Pierre, S. Dak.—</i> <i>Pierre, South Dakota: For two hundred and seventy-five Indian pupils, \$61,875; for pay of superintendent, drayage, and general repairs and improvements, [\$10,500] \$15,000 (acts June 29, 1888, vol. 25, p. 236, sec. 1; Mar. 2, 1889, vol. 25, p. 1000, sec. 2; Mar. 3, 1925, vol. 43, p. 1157)-----</i></p>	\$76, 875. 00			
	Estimated expenditures, 1927 appropriation	Estimated expenditures, 1926 appropriation	Expended and obligated, 1925	
Field service:				
Salaries and wages—	Average—	Average—	Average—	
Salary range, \$2,400 to \$3,000; average, \$2,700—	No. Salary	No. Salary	No. Salary	
Superintendent.....	1 2,400	1 2,400	1 2,400	
Salary range, \$1,500 to \$1,860; average, \$1,680—				
Financial clerk.....	1 1,500	1 1,500	1 1,500	
Principal.....	1 1,500	1 1,500	1 1,500	
Nurse.....	1 1,500	1 1,500	1 1,500	
Salary range, \$1,320 to \$1,680; average, \$1,500—				
Engineer.....	1 1,380	1 1,380	1 1,380	
Salary range, \$1,200 to \$1,500; average, \$1,350—				
Disciplinarian.....	1 1,200	1 1,200	1 1,200	
Teachers.....	5 1,200	5 1,200	4½ 1,200	
Domestic science teacher.....	1 1,200	1 1,200	1 1,200	
Stockman.....	1 1,200	1 1,200	1 1,200	
Salary range, \$1,140 to \$1,500; average, \$1,320—				
Clerk.....	1 1,140	1 1,140	1 1,140	
Carpenter.....	1 1,140	1 1,140	1 1,140	
Salary range, \$1,020 to \$1,260; average, \$1,140—				
Shoe and harness maker.....	1 1,020	1 1,020	1 1,020	
Salary range, \$960 to \$1,260; average, \$1,110—				
Matron.....	1 960	1 960	1 960	
Salary range, \$900 to \$1,260; average, \$1,080—				
Matrons.....	2 900	2 900	2 900	
Cook.....	1 900	1 900	1 900	
Salary range, \$900 to \$1,140; average, \$1,020—				
Seamstress.....	1 900	1 900	1 900	
Salary range, \$780 to \$1,140; average, \$960—				
Laundress.....	1 780	1 780	1 780	
Assistant baker.....	1 780	1 780	1 780	
Salary range, \$600 to \$780; average, \$690—				
Assistants.....	2 600	2 600	2 600	
Ungraded—				
Physician (contract).....	1 720	1 720	1 720	
Laborers.....	2 900	2 900	2 900	
Total average number of employees.....	28	28	27½	
Total salaries and wages, field service.....	31,020.00	31,020.00	30,520.00	
Miscellaneous and temporary labor, \$4 to \$1 per diem.....			709.11	
01 Total salaries and wages.....	31,020.00	31,020.00	31,229.11	
Supplies and materials:				
0210 Medical and hospital supplies.....	250.00	300.00	239.69	
0220 Scientific and educational supplies.....	1,000.00	1,200.00	1,088.97	
0230 Fuel.....	7,200.00	7,200.00	7,415.25	
0240 Wearing apparel and sewing supplies.....	5,500.00	5,000.00	4,621.72	
0250 Forage and other supplies for animals.....	100.00		53.40	
0260 Provisions.....	12,000.00	10,500.00	11,399.68	
0290 Sundry supplies.....	1,000.00	900.00	1,461.73	
02 Total supplies and materials.....	27,050.00	25,100.00	26,280.44	
Communication service:				
0500 Telegraph service.....	25.00	25.00	13.31	
0510 Telephone service.....	125.00	125.00	122.65	
0520 Other communication service.....			6.92	
05 Total communication service.....	150.00	150.00	142.88	
Travel expenses.....	50.00		8.34	
07 Transportation of things (service).....	200.00	50.00	248.27	
08 Printing, binding, photographing, etc.....			10.79	
10 Furnishing of heat, light, power, water, and electricity (service).....	2,350.00	2,250.00	2,819.51	
11 Rents.....	300.00	300.00	361.74	
12 Repairs and alterations.....	12,400.00	7,600.00	10,836.21	
13 Special and miscellaneous expenses.....	155.00	362.00		
22 Grants, subsidies, and contributions.....	200.00	200.00	569.00	
Equipment:				
3010 Furniture, furnishings, and fixtures.....	1,300.00	1,000.00	1,565.80	
3020 Educational, scientific, and recreational equipment.....	400.00	350.00	400.08	
3040 Livestock.....	300.00	250.00	229.88	
3050 Other equipment.....	1,000.00	500.00	536.36	
30 Total equipment.....	3,000.00	2,100.00	2,732.12	
32 Structures and parts and nonstructural improvements to land.....			32.50	
Total.....	76,875.00	69,132.00	75,270.91	

† Shortened grade for Indian Service.

Estimates of appropriations required for the service of the fiscal year ending June 30, 1927—Continued

General object (title of appropriation), date of acts, references to Statutes at Large, or to Revised Statutes, and estimated amount required for each detailed object				Total amount to be appropriated under each head of appropriation	Amount appropriated for the fiscal year ending June 30, 1926
Indian School, Rapid City, S. Dak.— Rapid City, South Dakota: For three hundred and fifteen Indian pupils, \$70,875; for pay of superintendent, drayage, and general repairs and improvements, including repair of roads [\$9,400] and installation of new boiler, \$12,000 (acts June 10, 1895, vol. 29, p. 345, sec. 1; June 7, 1897, vol. 30, p. 82, sec. 1; Mar. 3, 1925, vol. 43, p. 1157)-----				\$82, 875. 00	
	Estimated expenditures, 1927 appropriation	Estimated expenditures, 1926 appropriation	Expended and obligated, 1925		
Field service:					
Salaries and wages—					
Salary range, \$2,400 to \$3,000; average, \$2,700—	Average—	Average—	Average—		
Superintendent	No. 1 Salary \$2, 400	No. 1 Salary \$2, 400	No. 1 Salary \$2, 400		
Salary range, \$1,680 to \$2,040; average, \$1,860—					
Chief clerk	1 1, 680	1 1, 680	1 1, 680		
Salary range, \$1,500 to \$1,860; average, \$1,680—					
Principal	1 1, 500	1 1, 500	1 1, 500		
Nurse	1 1, 500	1 1, 500	1 1, 500		
Salary range, \$1,320 to \$1,680; average, \$1,500—					
Engineer	1 1, 320	1 1, 320	1 1, 320		
Salary range, \$1,200 to \$1,500; average, \$1,350—					
Disciplinarian	1 1, 200	1 1, 200	1 1, 200		
Teachers	7 1, 200	7 1, 200	7 1, 200		
Domestic science teacher	1 1, 200	1 1, 200	1 1, 200		
Farmer	1 1, 260	1 1, 260	1 1, 260		
Dairyman	1 1, 200	1 1, 200	1 1, 200		
Salary range, \$1,140 to \$1,500; average, \$1,320—					
Assistant clerk	1 1, 140	1 1, 140	1 1, 140		
Matron	1 1, 140	1 1, 140	1 1, 140		
Carpenter	1 1, 140	1 1, 140	1 1, 140		
Salary range, \$1,140 to \$1,320; average, \$1,230—					
Assistant engineer	1 1, 140	1 1, 140	1 1, 140		
Salary range, \$1,020 to \$1,260; average, \$1,140—					
Shoe and harness maker	1 1, 020	1 1, 020	1 1, 020		
Salary range, \$900 to \$1,260; average, \$1,080—					
Matron	3 900	3 900	2½ 900		
Baker	1 900	1 900	1 900		
Cook	1 900	1 900	1 900		
Salary range, \$900 to \$1,140; average, \$1,020—					
Seamstress	1 900	1 900	1 900		
Salary range, \$780 to \$1,140; average, \$960—					
Dining room matron	1 840	1 840	1 840		
Laundress	1 780	1 780	1 780		
Assistant matron			½ 780		
Salary range, \$600 to \$780; average, \$690—					
Assistants	3 600	3 600	3 600		
Assistant laundress	1 600	1 600	1 600		
Ungraded—					
Physician (contract)	1 780	1 780	1 780		
Laborers	2 780	2 780	2 780		
Total average number of employees	36	36	36½		
01 Total salaries and wages, field service	39, 000. 00	39, 000. 00	39, 640. 99		
Supplies and materials:					
0210 Medical and hospital supplies	250. 00	250. 00	249. 48		
0220 Scientific and educational supplies	750. 00	800. 00	732. 91		
0230 Fuel	5, 600. 00	5, 600. 00	5, 661. 73		
0240 Wearing apparel and sewing supplies	7, 000. 00	6, 800. 00	6, 551. 28		
0250 Forage and other supplies for animals	2, 000. 00	2, 000. 00	2, 069. 33		
0260 Provisions	13, 000. 00	11, 400. 00	11, 292. 73		
0280 Sundry supplies	1, 500. 00	1, 000. 00	1, 394. 75		
02 Total supplies and materials	30, 100. 00	27, 850. 00	27, 952. 21		
Communication service:					
0500 Telegraph service	25. 00	25. 00	15. 83		
0510 Telephone service	50. 00	50. 00	48. 15		
05 Total communication service	75. 00	75. 00	63. 98		
06 Travel expenses	50. 00	50. 00	11. 40		
07 Transportation of things (service)	1, 500. 00	1, 520. 00	1, 002. 26		
10 Furnishing of heat, light, power, water, and electricity (service)	1, 500. 00	1, 500. 00	1, 420. 22		
11 Rents	150. 00	150. 00	115. 00		
12 Repairs and alterations	5, 600. 00	5, 000. 00	7, 792. 13		
13 Special and miscellaneous expenses		133. 00	114. 70		
Equipment:					
3010 Furniture, furnishings, and fixtures	1, 000. 00	1, 000. 00	1, 853. 00		
3020 Educational, scientific, and recreational equipment	200. 00		81. 10		
3050 Other equipment	1, 200. 00	400. 00	921. 39		
30 Total equipment	2, 400. 00	1, 400. 00	2, 855. 49		
32 Structures and parts and nonstructural improvements to land	2, 500. 00		4, 466. 90		
Total	82, 875. 00	76, 678. 00	85, 444. 28		

½ Shortened grade for Indian Service.

Estimates of appropriations required for the service of the fiscal year ending June 30, 1927—Continued

General object (title of appropriation), date of acts, references to Statutes at Large, or to Revised Statutes, and estimated amount required for each detailed object				Total amount to be appropriated under each head of appropriation	Amount appropriated for the fiscal year ending June 30, 1926
Indian School, Hayward, Wis.— Hayward, Wisconsin: For one hundred and fifty Indian pupils, \$37,500; for pay of superintendent, drayage, and general repairs and improvements, [\$9,000] \$8,000 (acts Mar. 1, 1899, vol. 30, p. 945, sec. 1; May 31, 1900, vol. 31, p. 243, sec. 1; Mar. 3, 1925, vol. 43, p. 1157)				\$45,500.00	
	Estimated expenditures, 1927 appropriation	Estimated expenditures, 1926 appropriation	Expended and obligated, 1925		
Field service:					
Salaries and wages—	<i>Average—</i>	<i>Average—</i>	<i>Average—</i>		
Salary range, \$2,400 to \$3,000; average, \$2,700—	No. 1 Salary \$2,400	No. 1 Salary \$2,400	No. 1 Salary \$2,400		
Superintendent	1	1	1		
Salary range, \$1,860 to \$2,400; average, \$2,100—	1 1,860	1 1,860	1 1,860		
Physician	1	1	1		
Salary range, \$1,680 to \$2,040; average, \$1,860—	1 1,680	1 1,680	1 1,130		
General mechanic	1	1	1		
Salary range, \$1,500 to \$1,860; average, \$1,680—	1 1,500	1 1,500	1 1,500		
Nurse	1	1	1		
Financial clerk	1 1,320	1 1,320	1 1,320		
Salary range, \$1,320 to \$1,680; average, \$1,500—	1 1,320	1 1,320	1 1,320		
Assistant clerk	1 1,320	1 1,320	1 1,320		
Principal teacher	1 1,320	1 1,320	1 1,180		
Engineer	1 1,200	1 1,200	1 1,150		
Salary range, \$1,200 to \$1,500; average, \$1,350—	2 1,200	2 1,200	2 1,200		
Disciplinarian	1 1,200	1 1,200	1 1,200		
Teachers	1 1,200	1 1,200	1 1,200		
Industrial teacher	1 960	1 960	1 960		
Salary range, \$960 to \$1,260; average, \$1,110—	1 900	1 900	1 900		
Matron	1 900	1 900	1 900		
Salary range, \$900 to \$1,260; average, \$1,080—	1 900	1 900	1 900		
Matron	1 780	1 780	1 780		
Salary range, \$900 to \$1,140; average, \$1,020—	1 780	1 780	1 780		
Seamstress	1 780	1 780	1 780		
Salary range, \$780 to \$1,140; average, \$960—	1 750	1 750	1 750		
Assistant matron	1 600	1 600	1 600		
Cook	1 900	1 900	1 845		
Laundress					
Salary range, \$600 to \$780; average, \$680—					
Assistant cook					
Assistant engineer					
Ungraded—					
Laborers					
Total average number of employees	23 1/2	23 1/2	20 1/2		
Total salaries and wages, field service	27,150.00	27,150.00	24,598.50		
Miscellaneous and temporary labor, \$4 to \$1 per diem			217.40		
01 Total salaries and wages	27,150.00	27,150.00	24,815.90		
Supplies and materials:					
0210 Medical and hospital supplies	200.00	250.00	285.45		
0220 Scientific and educational supplies		50.00	198.44		
0230 Fuel	4,350.00	4,450.00	5,450.27		
0240 Wearing apparel and sewing supplies	1,500.00	1,000.00	3,385.80		
0250 Forage and other supplies for animals	700.00	700.00	1,054.45		
0260 Provisions	4,000.00	4,000.00	7,469.20		
0280 Sundry supplies	150.00		1,079.35		
02 Total supplies and materials	10,900.00	10,450.00	18,922.96		
Communication service:					
0500 Telegraph service	10.00	10.00	9.19		
0510 Telephone service	120.00	120.00	110.90		
0520 Other communication service	20.00	20.00	12.25		
05 Total communication service	150.00	150.00	132.34		
07 Transportation of things (service)	500.00	300.00	834.50		
10 Furnishing of heat, light, power, water, and electricity (service)	1,100.00	1,100.00	1,656.23		
11 Rents	200.00	200.00	208.00		
12 Repairs and alterations	5,100.00	5,000.00	6,488.33		
13 Special and miscellaneous expenses		66.00	85.08		
22 Grants, subsidies, and contributions			56.00		
Equipment:					
3010 Furniture, furnishings, and fixtures	200.00		4,462.60		
3020 Educational, scientific, and recreational equipment	100.00		30.41		
3050 Other equipment	100.00		977.53		
30 Total equipment	400.00		5,470.54		
Total	45,500.00	44,416.00	58,667.88		

¹ Shortened grade for Indian Service.

Estimates of appropriations required for the service of the fiscal year ending June 30, 1927—Continued

General object (title of appropriation), date of acts, references to Statutes at Large, or to Revised Statutes, and estimated amount required for each detailed object				Total amount to be appropriated under each head of appropriation	Amount appropriated for the fiscal year ending June 30, 1926
<i>Indian School, Tomah, Wis.—</i>					
Tomah, Wisconsin: For three hundred and twenty-five Indian pupils, \$73,125; for pay of superintendent, drayage, and general repairs and improvements, including [rebuilding barn and shops, \$11,500] <i>drainage and laundry and kitchen equipment, \$12,000 (acts Feb. 16, 1891, vol. 26, p. 764, sec. 1; July 13, 1892, vol. 27, p. 142, sec. 1; Mar. 3, 1925, vol. 43, p. 1157)</i> —				\$85, 125. 00	
	Estimated expenditures, 1927 appropriation	Estimated expenditures, 1926 appropriation	Expended and obligated, 1925		
Field service:					
Salaries and wages—					
Salary range, \$2,400 to \$3,000; average, \$2,700—	<i>Average—</i>	<i>Average—</i>	<i>Average—</i>		
Superintendent	No. 1 Salary \$2,400	No. 1 Salary \$2,400	No. 1 Salary \$2,400		
Salary range, \$1,500 to \$1,860; average, \$1,680—					
Financial clerk	1 1,500	1 1,500	1 1,500		
Nurse	1 1,500	1 1,500	1 1,500		
Salary range, \$1,320 to \$1,680; average, \$1,500—					
Property clerk	1 1,320	1 1,320	1 1,320		
Teacher-principal	1 1,320	1 1,320	1 1,320		
Engineer	1 1,320	1 1,320	1 1,380		
Salary range, \$1,200 to \$1,500; average, \$1,350—					
Disciplinarian	1 1,200	1 1,200	1 1,200		
Teacher	6 1,200	6 1,200	4 1,200		
Domestic science teacher	1 1,200	1 1,200	1 1,200		
Farmer	1 1,200	1 1,200	1 1,200		
Dairyman	1 1,200	1 1,200	1 1,200		
Salary range, \$1,140 to \$1,500; average, \$1,320—					
Assistant clerk	1 1,140	1 1,140	1 1,140		
Matron (head)	1 1,200	1 1,200	1 1,200		
Carpenter	1 1,140	1 1,140	1 1,140		
Salary range, \$900 to \$1,260; average, \$1,080—					
Matron	1 900	1 900	1 900		
Baker	1 900	1 900	1 900		
Cook	1 900	1 900	1 900		
Salary range, \$900 to \$1,140; average, \$1,020—					
Seamstress	1 900	1 900	1 900		
Salary range, \$780 to \$1,140; average, \$960—					
Assistant matron	1 780	1 780	1 780		
Laundress	1 780	1 780	1 780		
Salary range, \$600 to \$780; average, \$690—					
Assistant	1 600	1 600	1 600		
Assistant seamstress	1 600	1 600	1 600		
Assistant cook	1 600	1 600	1 600		
Ungraded—					
Physician (contract)	1 600	1 600	1 600		
Laborers	3 940	3 940	3 940		
Total average number of employees	31	31	29½		
Total salaries and wages, field service	34,620.00	34,620.00	32,015.00		
Miscellaneous and temporary labor, \$4 to \$1 per diem			2,331.09		
01 Total salaries and wages	34,620.00	34,620.00	34,346.09		
Supplies and materials:					
0210 Medical and hospital supplies	250.00	200.00	227.53		
0220 Scientific and educational supplies	1,500.00	1,000.00	1,398.27		
0230 Fuel	5,000.00	5,000.00	4,634.68		
0240 Wearing apparel and sewing supplies	8,500.00	8,000.00	6,328.16		
0250 Forage and other supplies for animals	5,300.00	5,000.00	5,054.24		
0260 Provisions	11,500.00	10,000.00	8,888.26		
0280 Sundry supplies	3,300.00	3,000.00	2,214.07		
02 Total supplies and materials	35,350.00	32,200.00	28,245.21		
Communication service:					
0500 Telegraph service			5.00		
0510 Telephone service	75.00	75.00	71.01		
0520 Other communication service	25.00	25.00	23.75		
05 Total communication service	100.00	100.00	99.76		
06 Travel expenses	50.00	50.00	14.11		
07 Transportation of things (service)	100.00	50.00	1,906.48		
11 Rents	100.00	100.00	78.23		
12 Repairs and alterations	5,500.00	4,700.00	16,029.20		
13 Special and miscellaneous expenses	455.00	513.00	310.39		
Equipment:					
3010 Furniture, furnishings, and fixtures	3,000.00	1,500.00	1,666.75		
3020 Educational, scientific, and recreational equipment	1,000.00	500.00	4.65		
3040 Livestock	200.00		63.00		
3050 Other equipment	3,650.00	2,500.00	1,130.68		
30 Total equipment	7,850.00	4,500.00	2,865.08		
Structures and parts and nonstructural improvements to land:					
3210 Other structures		4,000.00			
3220 Nonstructural improvements	1,000.00				
32 Total structures and parts and nonstructural improvements	1,000.00	4,000.00			
Total	85,125.00	80,833.00	83,892.55		

¹ Shortened grade for Indian Service.

General object (title of appropriation), date of acts, references to Statutes at Large, or to Revised Statutes, and estimated amount required for each detailed object

Amount appropriated for
the fiscal year ending
June 30, 1926

Shoshone Reservation, Wyoming: For one hundred [and thirty-five] Indian pupils, [\$33,750] \$27,000; for pay of superintendent, drayage, and general repairs and improvements, \$7,700 (*acts Aug. 19, 1890, vol. 26, p. 359, sec. 1; Mar. 3, 1891, vol. 26, p. 1013, sec. 1; Mar. 3, 1925, vol. 43, p. 1157*)

\$34, 700. 00

In all, for above-named boarding schools, not to exceed, **[\$3,000,000]**
\$2,935,025

\$2, 935, 025. 00

\$3, 000, 000. 00

	Estimated expenditures, 1927 appropriation	Estimated expenditures, 1926 appropriation	Expended and obligated, 1925
Field service:			
Salaries and wages—			
Salary range, \$2,700 to \$3,300; average, \$3,000—			
Superintendent	<i>Average—</i> No. 1 Salary \$2,700	<i>Average—</i> No. 1 Salary \$2,700	<i>Average—</i> No. 1 Salary \$2,700
Salary range, \$1,680 to \$2,040; average, \$1,860—			
Principal	1 1,680	1 1,680	1 1,680
Salary range, \$1,320 to \$1,680; average, \$1,500—			
Principal teacher	1 1,320	1 1,320	1 1,320
Engineer	1 1,320	1 1,320	1 1,320
Salary range, \$1,200 to \$1,500; average, \$1,350 —			
Teacher	2 1,200	2 1,200	2 1,200
General mechanic	1 1,200	1 1,200	1 1,200
Farmer	1 1,200	1 1,200	1 1,200
Salary range, \$960 to \$1,260; average, \$1,110 —			
Matron	1 960	1 960	1 960
Salary range, \$900 to \$1,260; average, \$1,080—			
Disciplinarian	1 900	1 900	1 900
Matron	1 900	1 900	1 900
Cook	1 900	1 900	1 900
Baker			1 900
Salary range, \$900 to \$1,140; average, \$1,020 —			
Seamstress	1 900	1 900	1 900
Salary range, \$780 to \$1,140; average, \$960—			
Laundress	1 780	1 780	1 780
Total average number of employees	14	14	14 $\frac{1}{2}$
Total salaries and wages, field service	17,160.00	17,160.00	17,685.00
Miscellaneous and temporary labor, \$4 to \$1 per diem	500.00	200.00	253.78
01 Total salaries and wages	17,660.00	17,360.00	17,938.78
Supplies and materials:			
0220 Scientific and educational supplies	100.00	350.00	125.55
0230 Fuel	1,000.00	3,000.00	2,973.13
0240 Wearing apparel and sewing supplies	5,000.00	5,500.00	1,262.66
0260 Provisions	3,500.00	4,000.00	586.05
0280 Sundry supplies	400.00	2,000.00	656.43
02 Total supplies and materials	10,000.00	14,850.00	5,603.82
05 Communication service	50.00	50.00	48.00
07 Transportation of things (service)	600.00	600.00	555.60
11 Rents			57.54
12 Repairs and alterations	4,400.00	4,000.00	4,363.60
13 Special and miscellaneous expenses	290.00	532.00	32.40
Equipment:			
3010 Furniture, furnishings, and fixtures	500.00	800.00	60.96
3020 Educational, scientific, and recreational equipment		300.00	32.36
3040 Live stock	150.00	100.00	46.50
3050 Other equipment	1,050.00	1,000.00	856.06
30 Total equipment	1,700.00	2,200.00	995.83
32 Structures and parts and nonstructural improvements to land			1,000.00
Total	34,700.00	39,592.00	30,595.57

Fulfilling Treaties with Navajoes, Schools, Arizona—

To enable the Secretary of the Interior to carry into effect the provisions of the sixth article of the treaty of June 1, 1868, between the United States and the Navajo Nation or Tribe of Indians, proclaimed August 12, 1868, whereby the United States agrees to provide school facilities for the children of the Navajo Tribe of Indians, **[\$75,000] \$50,000**, to be immediately available: *Provided*, That the said Secretary may expend said funds, in his discretion, in establishing or enlarging day or industrial schools (*acts June 1, 1868, vol. 15, p. 669, sec. 1; Mar. 3, 1925, ol. v43, p. 1158*) -----

50,000.00

75,000.00

Estimates of appropriations required for the service of the fiscal year ending June 30, 1927—Continued

General object (title of appropriation), date of acts, references to Statutes at Large, or to Revised Statutes, and estimated amount required for each detailed object				Total amount to be appropriated under each head of appropriation	Amount appropriated for the fiscal year ending June 30, 1926
<i>Fulfilling Treaties with Navajoes, Schools, Arizona—Continued.</i>					
	Estimated expenditures, 1927 appropriation	Estimated expenditures, 1926 appropriation	Expended and obligated, 1925		
01 Total salaries and wages (irregular labor).....	\$300.00	\$300.00	\$289.20		
07 Transportation of things (service).....	12,000.00	12,000.00	11,381.14		
12 Repairs and alterations.....	10,000.00	20,000.00	14,685.95		
Equipment:					
3010 Furniture, furnishings, and fixtures.....	3,000.00	5,000.00	6,769.93		
3020 Educational, scientific, and recreational equipment.....	500.00		540.00		
3050 Other equipment.....	5,500.00	10,000.00	1,083.48		
30 Total equipment.....	9,000.00	15,000.00	8,393.41		
32 Structures and parts and nonstructural improvements to land.....	13,700.00	27,700.00	158,017.87		
Total.....	50,000.00	75,000.00	192,767.57		
<i>Public School Tuition, Chippewa Indians in Minnesota (Tribal Funds)—</i>					
The Secretary of the Interior is authorized to withdraw from the Treasury of the United States, in his discretion, the sum of \$35,000, or so much thereof as may be necessary, of the principal sum on deposit to the credit of the Chippewa Indians in the State of Minnesota arising under section 7 of the Act of January 14, 1889, and to expend the same for payment of tuition for Chippewa Indian children enrolled in the public schools of the State of Minnesota (<i>acts May 24, 1922, vol. 42, p. 569, sec. 1; Mar. 3, 1925, vol. 43, p. 1158</i>).					
	Estimated expenditures, 1927 appropriation	Estimated expenditures, 1926 appropriation	Expended and obligated, 1925		
2240 Tuition.....	\$35,000.00	\$35,000.00	\$34,749.85		
<i>Support of the Chippewas of the Mississippi, Minnesota—</i>					
For support of a school or schools for the Chippewas of the Mississippi in Minnesota (article 3, treaty of March 19, 1867), \$4,500: <i>Provided</i> , That no part of the sum hereby appropriated shall be used except for school or schools of the Mississippi Chippewas now in the State of Minnesota (<i>acts Mar. 19, 1867, vol. 16, p. 720, sec. 1; Mar. 3, 1925, vol. 43, p. 1158</i>).....				\$4,500.00	\$4,500.00
	Estimated expenditures, 1927 appropriation	Estimated expenditures, 1926 appropriation	Expended and obligated, 1925		
Field service:					
Salaries and wages—					
Salary range, \$1,200 to \$1,500; average, \$1,350—	<i>Average—</i>	<i>Average—</i>	<i>Average—</i>		
Teachers.....	No. 2 Salary \$1,200.00	No. 2 Salary \$1,200.00	No. 2 Salary \$1,200.00		
Salary range, \$480 to \$600; average, \$540—					
Assistant.....	1 480.00	1 480.00	1 480.00		
Housekeeper.....	1 480.00	1 480.00	1 480.00		
01 Total average number of employees.....	3	3	4		
01 Total salaries and wages.....	2,880.00	2,880.00	3,365.00		
Supplies and materials:					
0210 Medical and hospital supplies.....	100.00				
0220 Scientific and educational supplies.....	50.00	100.00	88.02		
0230 Fuel.....	450.00	450.00	420.00		
0240 Wearing apparel and sewing supplies.....	400.00	400.00	393.81		
0250 Provisions.....	300.00	325.00	299.91		
0260 Sundry supplies.....	100.00		63.69		
02 Total supplies and materials.....	1,400.00	1,275.00	1,265.43		
12 Repairs and alterations.....	20.00	45.00	85.59		
Equipment:					
3010 Furniture, furnishings, and fixtures.....	100.00	100.00	125.27		
3050 Other equipment.....	100.00				
30 Total equipment.....	200.00	100.00	125.27		
Reserve.....		200.00			
Total.....	4,500.00	4,500.00	4,841.29		

Estimates of appropriations required for the service of the fiscal year ending June 30, 1927—Continued

General object (title of appropriation), date of acts, references to Statutes at Large, or to Revised Statutes, and estimated amount required for each detailed object				Total amount to be appropriated under each head of appropriation	Amount appropriated for the fiscal year ending June 30, 1926
Education, Osage Nation, Oklahoma (Tribal Funds)— For the education of Osage children, including repairs to buildings, \$20,620, to be paid from the funds held by the United States in trust for the Osage Tribe of Indians in Oklahoma: <i>Provided</i> , That the expenditure of said money shall include the renewal of the present contract with the Saint Louis Mission Boarding School, except that there shall not be expended more than \$200 for annual support and education of any one pupil (<i>acts June 30, 1919, vol. 41, p. 20, sec. 17; Mar. 3, 1925, vol. 43, p. 1158</i>).					
	Estimated expenditures, 1927 appropriation	Estimated expenditures, 1926 appropriation	Expended and obligated, 1925		
Field service:					
Salaries and wages—	<i>Average—</i>	<i>Average—</i>	<i>Average—</i>		
Salary range, \$1,500 to \$1,860; average, \$1,680—	No. Salary	No. Salary	No. Salary		
Day-school inspector	1 \$1,500	1 \$1,500	1 \$1,500		
Salary range, \$1,440 to \$1,680; average, \$1,560—					
Carpenter	1 1,440	1 1,440			
Salary range, \$1,320 to \$1,680; average, \$1,500—					
Engineer			1 1,320		
Salary range, \$1,140 to \$1,320; average, \$1,230—					
Assistant engineer	1 1,140	1 1,140	1 1,140		
Ungraded—					
Laborer	1 960	1 960	1 960		
Total average number of employees	4	4	4		
Miscellaneous and temporary labor, \$4 to \$1 per diem	5,040.00	5,040.00	4,920.00		
	4,960.00	4,960.00	5,431.89		
01 Total salaries and wages	10,000.00	10,000.00	10,351.89		
Supplies and materials:					
0230 Fuel			263.00		
0250 Forage and other supplies for animals	300.00	300.00	326.10		
0280 Sundry supplies	170.00	170.00	52.80		
02 Total supplies and materials	470.00	470.00	641.90		
Communication service:					
0500 Telegraph service			4.40		
0510 Telephone service			12.95		
05 Total communication service			17.35		
06 Travel expenses	150.00	150.00	149.92		
10 Furnishing of heat, light, power, water, and electricity (service)			276.78		
12 Repairs and alterations	2,000.00	2,000.00	2,763.77		
13 Special and miscellaneous expenses			606.82		
22 Grants, subsidies, and contributions	8,000.00	8,000.00	3,189.08		
Total	20,620.00	20,620.00	17,997.51		
¹ Shortened grade for Indian Service.					
Indian Schools, Five Civilized Tribes— For aid to the common schools in the Cherokee, Creek, Choctaw, Chickasaw, and Seminole Nations and the Quapaw Agency in Oklahoma, [\$155,000] \$150,000, to be expended in the discretion of the Secretary of the Interior, and under rules and regulations to be prescribed by him: <i>Provided</i> , That this appropriation shall not be subject to the limitation in section 1 of the act of May 25, 1918 (Fortieth Statutes, page 564), limiting the expenditure of money to educate children of less than one-fourth Indian blood (<i>acts Aug. 24, 1912, vol. 37, p. 533, sec. 18; Mar. 3, 1925, vol. 43, p. 1158</i>)				\$150,000.00	\$155,000.00
	Estimated expenditures, 1927 appropriation	Estimated expenditures, 1926 appropriation	Expended and obligated, 1925		
Field service:					
Salaries and wages—	<i>Average—</i>	<i>Average—</i>	<i>Average—</i>		
Salary range, \$3,800 to \$5,000; average, \$4,400—	No. Salary	No. Salary	No. Salary		
Supervisor, Five Civilized Tribes schools	1 \$3,800	1 \$3,800	1 \$3,800		
Salary range, \$2,100 to \$2,700; average, \$2,400—					
Day-school superintendent	1 2,100	1 2,100	1 2,100		
Salary range, \$1,680 to \$2,040; average, \$1,860—					
Clerk	1 1,680	1 1,680	1 1,680		
Salary range, \$1,500 to \$1,860; average, \$1,680—					
Clerk	1 1,500	1 1,500	1 1,500		
School and home visitors			3 1,500		
Total average number of employees	4	4	7 1/3		
01 Total salaries and wages	9,000.00	9,000.00	14,242.00		

Estimates of appropriations required for the service of the fiscal year ending June 30, 1927—Continued

General object (title of appropriation), date of acts, references to Statutes at Large, or to Revised Statutes, and estimated amount required for each detailed object				Total amount to be appropriated under each head of appropriation	Amount appropriated for the fiscal year ending June 30, 1926
<i>Indian Schools, Five Civilized Tribes—Continued.</i>					
	Estimated expenditures, 1927 appropriation	Estimated expenditures, 1926 appropriation	Expended and obligated, 1925		
Communication service:					
0500 Telegraph service.....	\$25. 00	\$25. 00	\$13. 67		
0510 Telephone service.....	200. 00	200. 00	192. 45		
0520 Other communication service.....	25. 00	25. 00	6. 75		
05 Total communication service.....	250. 00	250. 00	212. 87		
Travel expenses:					
0615 Transportation.....	500. 00	500. 00	412. 64		
0616 Subsistence.....	150. 00	150. 00	87. 50		
06 Total travel expenses.....	650. 00	650. 00	500. 14		
12 Repairs and alterations.....	500. 00	500. 00	940. 81		
22 Grants, subsidies, and contributions.....	139,450. 00	139,450. 00	137,264. 18		
Equipment:					
3010 Furniture, furnishings, and fixtures.....	100. 00	100. 00	90. 00		
3050 Other equipment.....	50. 00	50. 00			
30 Total equipment.....	150. 00	150. 00	90. 00		
Reserve.....		5,000. 00			
Total.....	150,000. 00	155,000. 00	153,250. 00		

Education, Sioux Nation—

For support and maintenance of day and industrial schools among the Sioux Indians, including the erection and repairs of school buildings, \$250,000, in accordance with the provisions of article 5 of the agreement made and entered into September 26, 1876, and ratified February 28, 1877 (Nineteenth Statutes, page 254) (*acts Mar. 2, 1899, vol. 25, p. 894, sec. 17; Mar. 3, 1925, vol. 43, p. 1158*)

\$250, 000. 00

\$250, 000. 00

	Estimated expenditures, 1927 appropriation	Estimated expenditures, 1926 appropriation	Expended and obligated, 1925
Field service:			
Salaries and wages—			
Salary range, \$3,300 to \$3,900; average, \$3,600—			
Superintendents.....	Average— No. 2 Salary \$3,300	Average— No. 2 Salary \$3,300	Average— No. 2 Salary \$3,300
Salary range, \$3,000 to \$3,600; average, \$3,300—			
Superintendent.....	1 3,000	1 3,000	1 3,000
Salary range, \$2,700 to \$3,300; average, \$3,000—			
Superintendent.....			1 2,700
Salary range, \$2,400 to \$3,000; average, \$2,700—			
Superintendent.....	1 2,400	1 2,400	1 2,400
Salary range, \$2,100 to \$2,700; average, \$2,400—			
Physician.....	1 2,100	1 2,100	1 2,100
Salary range, \$1,860 to \$2,400; average, \$2,100—			
Day-school inspector.....	1 1,860	1 1,860	1 1,860
Principal.....	2 1,860	2 1,860	2 1,860
Physician.....	1 1,860	1 1,860	1 1,860
Salary range, \$1,500 to \$1,860; average, \$1,680—			
Nurse.....	1 1,500	1 1,500	1 1,500
Salary range, \$1,440 to \$1,680; average, \$1,560 ¹ —			
Teacher (junior high school).....	1 1,440	1 1,440	
Salary range, \$1,320 to \$1,680; average, \$1,500—			
Engineers.....	3 1,340	3 1,340	3 1,336
Principal teacher.....	1 1,320	1 1,320	2 1,320
Assistant clerk.....	1 1,320	1 1,320	
Day-school inspector.....	1 1,500	1 1,500	
Salary range, \$1,200 to \$1,500; average, \$1,350 ¹ —			
Disciplinarian and band leaders.....	3 1,200	3 1,200	3 1,200
Teachers.....	42 1,200	42 1,200	42 1,200
Teachers of home economics.....	2 1,200	2 1,200	1 1,200
Farmer.....	1 1,200	1 1,200	1 1,200
Gardener-dairyman.....	1 1,200	1 1,200	1 1,200
Dairymen.....	2 1,200	2 1,200	2 1,200
Stockman (farmer).....	1 1,200	1 1,200	1 1,200
Assistant matron (nurse).....	1 1,200	1 1,200	1 1,200
Salary range, \$1,140 to \$1,500; average, \$1,320—			
Matrons.....	2 1,170	2 1,170	2 1,170
Carpenters.....	3 1,140	3 1,140	3 1,140
Carpenter and painter.....	1 1,140	1 1,140	1 1,140
Clerks.....	2 1,140	2 1,140	2 1,140
Assistant clerks.....	2 1,140	2 1,140	1 1,140
Salary range, \$1,140 to \$1,320; average, \$1,230 ¹ —			
Assistant engineers.....	3 1,140	3 1,140	3 1,140
Salary range, \$1,020 to \$1,260; average, \$1,140 ¹ —			
Shoe and harness maker.....	1 1,020	1 1,020	1 1,020
Salary range, \$900 to \$1,260; average, \$1,080—			
Cooks.....	3 900	3 900	3 900
Bakers.....	3 900	3 900	3 900
Matrons.....	2 900	2 900	2 900

¹ Shortened grade for Indian Service.

Estimates of appropriations required for the service of the fiscal year ending June 30, 1927—Continued

General object (title of appropriation), date of acts, references to Statutes at Large, or to Revised Statutes, and estimated amount required for each detailed object				Total amount to be appropriated under each head of appropriation	Amount appropriated for the fiscal year ending June 30, 1926
Education, Sioux Nation—Continued.					
	Estimated expenditures, 1927 appropriation	Estimated expenditures, 1926 appropriation	Expended and obligated, 1925		
Field service—Continued.					
Salaries and wages—Continued					
Salary range, \$900 to \$1,140; average, \$1,020 ¹ —	Average— No. 3 Salary \$900	Average— No. 3 Salary \$900	Average— No. 2½ Salary \$900		
Seamstresses	3 780	3 780	3 780		
Salary range, \$780 to \$1,140; average, \$960—					
Assistant matrons	3 780	3 780	3 780		
Laundresses	3 780	3 780	3 780		
Salary range, \$600 to \$780; average, \$690—					
Assistant cooks	1 600	1 600	2 600		
Assistants	3 600	3 600	3½ 600		
Assistant laundress	1 600	1 600	1 600		
Assistant seamstress	1 600	1 600	1 600		
Salary range, \$480 to \$600; average, \$540 ¹ —					
Housekeepers	25 480	25 480	29 480		
Ungraded—					
Laborers	9 920	9 920	9 886		
Total average number of employees	138½	138½	144½		
01 Total salaries and wages	142,490.00	142,490.00	147,667.26		
Supplies and materials:					
0210 Medical and hospital supplies	1,000.00	1,000.00	1,059.37		
0220 Scientific and educational supplies	2,000.00	2,500.00	2,008.17		
0230 Fuel	16,000.00	16,000.00	16,296.34		
0240 Wearing apparel and sewing supplies	25,000.00	23,000.00	23,276.05		
0250 Forage and other supplies for animals	500.00	500.00	400.20		
0260 Provisions	10,000.00	10,000.00	8,746.25		
0280 Sundry supplies	3,000.00	2,500.00	3,127.01		
02 Total supplies and materials	57,500.00	55,500.00	54,913.39		
06 Travel expense	700.00	700.00	669.38		
07 Transportation of things (service)	10,000.00	10,000.00	11,096.42		
12 Repairs and alterations	8,000.00	7,000.00	9,000.70		
13 Special and miscellaneous expenses	910.00	1,910.00	146.45		
Grants, subsidies, and contributions:					
2240 Tuition	25,000.00	24,500.00	26,952.86		
2250 Burial expenses	500.00	500.00	95.00		
22 Total grants, subsidies, and contributions	25,500.00	25,000.00	27,047.86		
Equipment:					
3000 Passenger-carrying vehicles	1,000.00		877.30		
3010 Furniture, furnishings, and fixtures	2,500.00	4,500.00	4,611.29		
3020 Educational, scientific and recreational equipment	500.00	400.00	258.38		
3040 Live stock		500.00	6,687.50		
3050 Other equipment	900.00	2,000.00	6,328.69		
30 Total equipment	4,900.00	7,400.00	18,763.16		
32 Structures and parts and nonstructural improvements to land			124.85		
Total	250,000.00	250,000.00	269,429.47		
¹ Shortened grade for Indian Service.					
Public School Tuition, Confederate Utes, Utah (Tribal Funds)—					
For aid of the public schools in Uintah and Duchesne County school districts, Utah, \$6,000, to be paid from the tribal funds of the Confederate Bands of Ute Indians and to be expended under such rules and regulations as may be prescribed by the Secretary of the Interior: <i>Provided</i> , That Indian children shall at all times be admitted to such schools on an entire equality with white children (<i>acts June 30, 1919, vol. 41, p. 27, sec. 21; Mar. 3, 1925, vol. 43, p. 1158</i>).					
	Estimated expenditures, 1927 appropriation	Estimated expenditures, 1926 appropriation	Expended and obligated, 1925		
22 Grants, subsidies, and contributions	\$6,000	\$6,000	\$6,000		

Estimates of appropriations required for the service of the fiscal year ending June 30, 1927—Continued

General object (title of appropriation), date of acts, references to Statutes at Large, or to Revised Statutes, and estimated amount required for each detailed object	Total amount to be appropriated under each head of appropriation	Amount appropriated for the fiscal year ending June 30, 1926
<p>Relieving Distress, and Prevention, etc., of Diseases among Indians—</p> <p>For the relief and care of destitute Indians not otherwise provided for, and for the prevention and treatment of tuberculosis, trachoma, smallpox, and other contagious and infectious diseases, including transportation of patients to and from hospitals and sanatoria [\$700,000] \$675,000: Provided, That this appropriation may be used also for general medical and surgical treatment of Indians, including the maintenance and operation of general hospitals, where no other funds are applicable or available for that purpose: Provided further, That out of the appropriation herein authorized there shall be available for the maintenance of the sanatoria and hospitals hereinafter named, and for incidental and all other expenses for their proper conduct and management, including pay of employees, repairs, equipment and improvements, not to exceed the following amounts:</p> <p>Arizona: Indian Oasis Hospital, \$11,820; Navajo Sanatorium, \$11,920; Phoenix Sanatorium, [\$57,300] \$55,000; Pima Hospital, [\$14,720] \$16,000; Truxton Canyon Camp Hospital, \$6,000;</p> <p>California: Hoopa Valley Hospital, \$12,020;</p> <p>Idaho: Fort Lapwai Sanatorium, [\$46,370] \$50,000; Fort Hall Hospital, \$12,000;</p> <p>Iowa: Sac and Fox Sanatorium, [\$46,930] \$50,000;</p> <p>Montana: Blackfeet Hospital, \$17,760; Fort Peck Hospital, [\$20,000] \$15,000;</p> <p>Nebraska: Winnebago Hospital, [\$22,370] \$20,000;</p> <p>Nevada: Carson Hospital, \$14,060; Pyramid Lake Sanatorium, [\$30,000] \$25,000;</p> <p>New Mexico: Jicarilla Hospital, [\$12,220] \$11,000; Laguna Sanatorium, \$20,130; Mescalero Hospital, \$12,360;</p> <p>North Dakota: Turtle Mountain Hospital, [\$12,160] \$11,000;</p> <p>Oklahoma: Cheyenne and Arapahoe Hospital, [\$12,600] \$11,000; Choctaw and Chickasaw Hospital, [\$42,600] \$40,000; Shawnee Sanatorium, \$40,000;</p> <p>South Dakota: Crow Creek Hospital, [\$9,840] \$9,000;</p> <p>Washington: Spokane Hospital, \$14,720 (<i>acts Mar. 3, 1885, vol. 23, p. 379, sec. 1; Apr. 4, 1910, vol. 36, p. 271, sec. 1; Mar. 3, 1925, vol. 43, p. 1158</i>)</p>	\$675, 000. 00	\$700, 000. 00

	Estimated expenditures, 1927 appropriation	Estimated expenditures, 1926 appropriation	Expended and obligated, 1925
Field service:			
Salaries and wages—	<i>Average—</i>	<i>Average—</i>	<i>Average—</i>
Salary range, \$5,200 to \$6,000; average, \$5,600—	No. Salary	No. Salary	No. Salary
Chief medical supervisor	1 \$5,200	1 \$5,200	1 \$5,200
Salary range, \$3,800 to \$5,000; average, \$4,400—			
Medical supervisor	1 3,800	1 3,800	1 3,800
Salary range, \$3,000 to \$3,600; average, \$3,300—			
Special physicians	9 3,000	9 3,000	7 3,000
Salary range, \$2,100 to \$2,700; average, \$2,400—			
Physician	11 2,100	11 2,100	11 2,100
Salary range, \$1,860 to \$2,400; average, \$2,100—			
Physicians	31 1,860	31 1,860	4 1,860
Dentists	7 1,860	7 1,860	7 1,860
Salary range, \$1,500 to \$1,800; average, \$1,680—			
Nurses	13 1,500	13 1,500	13 1,500
Ungraded—			
Physicians (contract)	101 684	101 684	81 740
Total average number of employees	451	451	421
01 Total salaries and wages, field service	83,260.00	83,260.00	77,554.11
Supplies and materials:			
0210 Medical and hospital supplies	16,000.00	16,000.00	9,685.87
0220 Scientific and educational supplies	1,500.00	2,000.00	—
0230 Fuel	4,000.00	4,500.00	2,111.93
0240 Wearing apparel and sewing supplies	500.00	500.00	360.88
0260 Provisions	38,560.00	40,000.00	36,702.84
0280 Sundry supplies	3,770.00	6,000.00	702.31
02 Total supplies and materials	64,300.00	69,000.00	49,563.83
05 Communication service	—	—	6.02
Travel expenses:			
0615 Transportation	6,500.00	6,500.00	6,106.41
0616 Subsistence	22,400.00	21,500.00	20,167.00
06 Total travel expenses	28,900.00	28,000.00	26,273.41
07 Transportation of things (service)	500.00	500.00	472.52
11 Rents	150.00	150.00	116.66
12 Repairs and alterations	3,340.00	1,000.00	675.38
13 Special and miscellaneous expenses	2,430.00	6,190.00	3,452.19
22 Grants, subsidies, and contributions	1,500.00	1,500.00	1,039.80
Equipment:			
3000 Passenger-carrying vehicles	—	2,000.00	2,872.29
3010 Furniture, furnishings, and fixtures	3,300.00	1,500.00	1,059.72
3050 Other equipment	1,500.00	1,000.00	741.95
30 Total equipment	4,800.00	4,500.00	4,673.96
Reserve	—	18,000.00	—
Total	189,210.00	212,100.00	163,827.88

Estimates of appropriations required for the service of the fiscal year ending June 30, 1927—Continued

General object (title of appropriation), date of acts, references to Statutes at Large, or to Revised Statutes, and estimated amount required for each detailed object

Total amount to be appropriated under each head of appropriation

Amount appropriated for the fiscal year ending June 30, 1926

Relieving Distress, and Prevention, etc., of Diseases among Indians—Continued.

	Estimated expenditures, 1927 appropriation		Estimated expenditures, 1926 appropriation		Expended and obligated, 1925	
	Average— No.	Average— Salary	Average— No.	Average— Salary	Average— No.	Average— Salary
INDIAN OASIS HOSPITAL						
Field service:						
Salaries and wages—						
Salary range, \$1,500 to \$1,860; average, \$1,680—						
Nurse.....	1	1,500	1	1,500	1	1,500
Salary range, \$900 to \$1,260; average, \$1,080—						
Cook.....	1	900	1	900	1	900
Salary range, \$780 to \$1,140; average, \$960—						
Matron.....	1	960	1	960	1	960
Salary range, \$600 to \$780; average, \$690—						
Assistants.....	2	600	2	600	2	600
Ungraded—						
Laborer.....	1	900	1	900	1	900
Total average number of employees.....	6		6		6	
		4,860.00		4,860.00		4,860.00
Miscellaneous and temporary labor, \$5 to \$1 per diem.....						245.74
01 Total salaries and wages, field service.....		4,860.00		4,860.00		5,105.74
Supplies and materials:						
0210 Medical and hospital supplies.....		500.00		550.00		491.00
0230 Fuel.....		700.00		700.00		661.98
0240 Wearing apparel and sewing supplies.....		200.00		300.00		197.55
0250 Forage and other supplies for animals.....		300.00		300.00		282.24
0260 Provisions.....		2,800.00		3,000.00		2,257.02
0280 Sundry supplies.....		500.00		500.00		184.99
02 Total supplies and materials.....		5,000.00		5,350.00		4,074.78
06 Travel expense.....		250.00		250.00		216.67
12 Repairs and alterations.....		1,500.00		800.00		696.19
13 Special and miscellaneous expenses.....		110.00		160.00		41.71
Equipment:						
3000 Passenger-carrying vehicles.....						436.38
3010 Furniture, furnishings, and fixtures.....		100.00		400.00		211.01
30 Total equipment.....		100.00		400.00		647.39
Total.....		11,820.00		11,820.00		10,782.48
NAVAJO SANATORIUM						
Field service:						
Salaries and wages—						
Salary range, \$1,500 to \$1,860; average, \$1,680—						
Nurse.....	1	1,500	1	1,500	1	1,500
Salary range, \$900 to \$1,260; average, \$1,080—						
Cook.....	1	900	1	900	1	900
Salary range, \$780 to \$1,140; average, \$960—						
Assistant.....					1	780
Salary range, \$600 to \$780; average, \$690—						
Assistant.....	1	600	1	600	1	600
Ungraded—						
Laborer.....	1	900	1	900	1	900
Total average number of employees.....	4		4		4 1/2	
		3,900.00		3,900.00		4,580.00
Miscellaneous and temporary labor, \$5 to \$1 per diem.....		400.00		400.00		411.15
01 Total salaries and wages.....		4,300.00		4,300.00		4,991.15
Supplies and materials:						
0210 Medical and hospital supplies.....		500.00		500.00		379.52
0230 Fuel.....		400.00		310.00		307.26
0240 Wearing apparel and sewing supplies.....		1,000.00		1,200.00		1,013.70
0260 Provisions.....		3,600.00		3,500.00		3,250.40
0280 Sundry supplies.....		400.00		300.00		216.07
02 Total supplies and materials.....		5,900.00		5,810.00		5,166.95
07 Transportation of things (service).....		150.00		150.00		132.05
12 Repairs and alterations.....		1,000.00		1,000.00		1,224.40
13 Special and miscellaneous expenses.....		170.00		260.00		186.50
Equipment:						
3010 Furniture, furnishings, and fixtures.....		200.00		300.00		272.37
3050 Other equipment.....		200.00		100.00		
30 Total equipment.....		400.00		400.00		272.37
Total.....		11,920.00		11,920.00		11,973.42
PHOENIX SANATORIUM						
Field service:						
Salaries and wages—						
Salary range, \$2,400 to \$3,000; average, \$2,700—						
Physician in charge.....	1	2,400	1	2,400	1	2,400
Salary range, \$1,500 to \$1,860; average, \$1,680—						
Nurses.....	3	1,500	3	1,500	3	1,500
Salary range, \$1,320 to \$1,680; average, \$1,500—						
General mechanic-engineer.....	1	1,320	1	1,320	1	1,320
Salary range, \$1,140 to \$1,500; average, \$1,320—						
Clerk.....	1	1,140	1	1,140	1	1,140

Estimates of appropriations required for the service of the fiscal year ending June 30, 1927—Continued

General object (title of appropriation), date of acts, references to Statutes at Large, or to Revised Statutes, and estimated amount required for each detailed object				Total amount to be appropriated under each head of appropriation	Amount appropriated for the fiscal year ending June 30, 1926
<i>Relieving Distress, and Prevention, etc., of Diseases among Indians—Continued.</i>					
PHOENIX SANATORIUM—continued					
Field service—Continued.					
Salaries and wages—Continued.					
Salary range, \$900 to \$1,260; average, \$1,140—	Average— No. 2	Average— Salary \$1,020	Average— No. 2	Average— Salary \$1,020	
Cooks.....	1	1,140	1	1,140	
Gardener.....	1	960	1	960	
Salary range, \$900 to \$1,140; average, \$1,020—					
Seamstress.....	1	960	1	960	
Salary range, \$780 to \$1,140; average, \$960—					
Camp matron.....	1	1,020	1	1,020	
Laundress.....	1	900	1	900	
Salary range, \$600 to \$780; average, \$690—					
Assistants.....	10	600	10	600	
Ungraded—					
Laborers.....	2	960	2	960	
Total average number of employees.....	24		24		23½
01 Total salaries and wages, field service.....	23,340.00	23,340.00	23,340.00	23,106.10	
Supplies and materials:					
0210 Medical and hospital supplies.....	1,000.00	1,000.00	784.87		
0220 Scientific and educational supplies.....	100.00	100.00	76.39		
0230 Fuel.....	1,400.00	1,400.00	1,253.45		
0240 Wearing apparel and sewing supplies.....	2,000.00	2,000.00	1,277.71		
0250 Forage and other supplies for animals.....	100.00	100.00	77.38		
0260 Provisions.....	13,000.00	13,000.00	10,688.16		
0280 Sundry supplies.....	3,000.00	2,500.00	1,168.39		
02 Total supplies and materials.....	20,600.00	20,100.00	15,326.35		
Communication service:					
0500 Telegraph service.....	25.00	25.00	12.77		
0510 Telephone service.....	125.00	125.00	119.93		
05 Total communication service.....	150.00	150.00	132.70		
06 Travel expenses.....	500.00	500.00	508.09		
07 Transportation of things (service).....	500.00	500.00	234.29		
10 Furnishing of heat, light, power, water, and electricity (service).....	2,000.00	2,000.00	1,711.25		
12 Repairs and alterations.....	4,200.00	4,000.00	2,836.18		
13 Special and miscellaneous expenses.....	310.00	610.00	146.03		
22 Grants, subsidies, and contributions.....	600.00	600.00	600.00		
Equipment:					
3000 Passenger-carrying vehicles.....			430.26		
3010 Furniture, furnishings, and fixtures.....	1,800.00	2,000.00	1,196.83		
3020 Educational, scientific and recreational equipment.....	300.00	500.00	90.00		
3050 Other equipment.....	700.00	3,000.00	126.02		
30 Total equipment.....	2,800.00	5,500.00	1,843.11		
Total.....	55,000.00	57,300.00	46,444.10		
PIMA HOSPITAL					
Field service:					
Salaries and wages—					
Salary range, \$1,200 to \$2,700; average, \$2,400—					
Physician.....	½ 2,100	½ 2,100	½ 2,100		
Salary range, \$1,500 to \$1,800; average, \$1,680—					
Nurse.....	1 1,500	1 1,500	1 1,500		
Salary range, \$1,200 to \$1,500; average, \$1,350—					
Dairyman.....	½ 1,200	½ 1,200	½ 1,200		
Salary range, \$900 to \$1,260; average, \$1,080—					
Matron.....	1 900	1 900	1 900		
Cook.....	1 900	1 900	1 900		
Baker.....	1 900	1 900	1 900		
Ungraded—					
Laborer.....	1 900	1 900	1 900		
Total average number of employees.....	6	6	6		
Total salaries and wages, field service.....	6,030.00	6,030.00	6,030.00		
Miscellaneous and temporary labor, \$4 to \$1 per diem.....			202.43		
01 Total salaries and wages.....	6,030.00	6,030.00	6,232.43		
Supplies and materials:					
0210 Medical and hospital supplies.....	1,100.00	1,200.00	1,148.02		
0230 Fuel.....	600.00	600.00	600.00		
0240 Wearing apparel and sewing supplies.....	200.00	250.00	219.67		
0260 Provisions.....	4,350.00	4,000.00	3,797.77		
0280 Sundry supplies.....	350.00	100.00	189.70		
02 Total supplies and materials.....	6,600.00	6,150.00	5,965.16		
07 Transportation of things (service).....	100.00	100.00	75.19		
08 Printing, binding, photographing, etc.....			19.58		
10 Furnishing of heat, light, power, water, and electricity (service).....	800.00	650.00	311.88		
12 Repairs and alterations.....	1,500.00	1,000.00	455.62		
13 Special and miscellaneous expenses.....	270.00	40.00	12.26		

½ Shortened grade for Indian Service.

* One-fifth paid from other funds.

Estimates of appropriations required for the service of the fiscal year ending June 30, 1927—Continued

General object (title of appropriation), date of acts, references to Statutes at Large, or to Revised Statutes, and estimated amount required for each detailed object				Total amount to be appropriated under each head of appropriation	Amount appropriated for the fiscal year ending June 30, 1926
<i>Relieving Distress, and Prevention, etc., of Diseases among Indians—Continued.</i>					
	Estimated expenditures, 1927 appropriation	Estimated expenditures, 1926 appropriation	Expended and obligated, 1925		
PIMA HOSPITAL—continued					
Equipment:					
3010 Furniture, furnishings, and fixtures	\$500.00	\$600.00	\$625.42		
3050 Other equipment	200.00	150.00	147.83		
30 Total equipment	700.00	750.00	773.25		
Total	16,000.00	14,720.00	13,835.36		
TRUXTON CANON HOSPITAL					
01 Total salaries and wages (irregular labor)	800.00	800.00	741.25		
Supplies and materials:					
0210 Medical and hospital supplies	500.00	500.00	354.75		
0230 Fuel	400.00	400.00	377.75		
0260 Provisions	1,000.00	1,000.00	849.47		
0280 Sundry supplies	300.00	300.00	295.63		
02 Total supplies and materials	2,200.00	2,200.00	1,877.60		
05 Communication service	50.00	50.00			
06 Travel expenses	50.00	50.00	10.07		
07 Transportation of things (service)	50.00	50.00			
12 Repairs and alterations	1,500.00	2,000.00	1,831.66		
22 Grants, subsidies, and contributions	300.00	300.00	192.26		
Equipment:					
3010 Furniture, furnishings, and fixtures	400.00	300.00	347.16		
3050 Other equipment	650.00	250.00			
30 Total equipment	1,050.00	550.00	347.16		
Total	6,000.00	6,000.00	5,000.00		
HOOPA VALLEY HOSPITAL					
Field service:					
Salaries and wages—					
Salary range, \$2,100 to \$2,700; average, \$2,400—					
Physician	Average— No. 1 Salary \$2,100	Average— No. 1 Salary \$2,100	Average— No. 1 Salary		
Salary range, \$1,500 to \$1,860; average, \$1,680—					
Nurse	1 1,500	1 1,500	1 1,500		
Salary range, \$780 to \$1,140; average, \$960—					
Laundress	1 780	1 780	1 780		
Cook	1 900	1 900	1 900		
Salary range, \$600 to \$780; average, \$690—					
Assistant	1 780	1 780	1 780		
Ungraded—					
Laborer	1 900	1 900	1 900		
Total average number of employees	5½	5½	5		
01 Total salaries and wages, field service	5,910.00	5,910.00	4,896.83		
Supplies and materials:					
0210 Medical and hospital supplies	450.00	450.00	420.71		
0230 Fuel	650.00	650.00	645.89		
0240 Wearing apparel and sewing supplies	100.00	100.00	89.28		
0250 Forage and other supplies for animals	250.00	250.00	230.67		
0260 Provisions	2,200.00	2,100.00	2,137.73		
0280 Sundry supplies	100.00	200.00	194.87		
02 Total supplies and materials	3,750.00	3,750.00	3,719.15		
07 Transportation of things (service)	500.00	500.00	469.84		
12 Repairs and alterations	1,500.00	1,500.00	1,300.78		
13 Special and miscellaneous expenses	160.00	60.00	449.61		
Equipment:					
3010 Furniture, furnishings, and fixtures	100.00	200.00	475.21		
3050 Other equipment	100.00	100.00	117.46		
30 Total equipment	200.00	300.00	592.61		
32 Structures and parts and nonstructural improvements to land			526.25		
Total	12,020.00	12,020.00	11,955.07		
FORT LAPWAI SANATORIUM					
Field service:					
Salaries and wages—					
Salary range, \$3,000 to \$3,600; average, \$3,300—					
Superintendent	1 3,000	1 3,000	1 3,000		
Salary range, \$2,400 to \$3,000; average, \$2,700—					
Physician	1 2,400	1 2,400	1 2,400		
Salary range, \$1,500 to \$1,860; average, \$1,680—					
Nurses	2 1,500	2 1,500	2 1,500		
Salary range, \$1,320 to \$1,680; average, \$1,500—					
Property clerk	1 1,320	1 1,320	1 1,320		
Farmer	1 1,320	1 1,320	1 1,320		
Engineer	1 1,320	1 1,320	1 1,320		

Estimates of appropriations required for the service of the fiscal year ending June 30, 1927—Continued

General object (title of appropriation), date of acts, references to Statutes at Large, or to Revised Statutes, and estimated amount required for each detailed object			Total amount to be appropriated under each head of appropriation	Amount appropriated for the fiscal year ending June 30, 1926
<i>Relieving Distress, and Prevention, etc., of Diseases among Indians—Continued.</i>				
	Estimated expenditures, 1927 appropriation	Estimated expenditures, 1926 appropriation	Expended and obligated, 1925	
PORT LAPWAI SANATORIUM—continued				
Field service—Continued.				
Salaries and wages—Continued.				
Salary range, \$900 to \$1,260; average, \$1,080—	Average—	Average—	Average—	
Cook.....	No. 1 Salary \$900	No. 1 Salary \$900	No. 1 Salary \$900	
Night watchman.....	1 900	1 900	1 900	
Salary range, \$900 to \$1,140; average, \$1,020—				
Seamstress.....	1 900	1 900	1 900	
Salary range, \$780 to \$1,140; average, \$960—				
Housekeepers.....	2 840	2 840	2 840	
Laundress.....	1 840	1 840	1 840	
Salary range, \$600 to \$780; average, \$690—				
Assistant laundress.....	1 750	1 750	1 750	
Assistant cook.....	1 750	1 750	1 750	
Assistants.....	2 600	2 600	2 600	
Ungraded—				
Laborers.....	4 915	4 915	5 913	
Total average number of employees.....	20	20	21	
Total salaries and wages, field service.....	21,990.00	21,990.00	22,890.00	
Miscellaneous and temporary labor, \$4 to \$1 per diem.....	2,000.00	2,000.00	1,767.17	
01 Total salaries and wages.....	23,990.00	23,990.00	24,647.17	
Supplies and materials:				
0210 Medical and hospital supplies.....	500.00	500.00	484.13	
0220 Scientific and educational supplies.....	250.00	150.00	64.84	
0230 Fuel.....	3,000.00	3,000.00	2,970.97	
0240 Wearing apparel and sewing supplies.....	2,500.00	2,000.00	1,941.70	
0250 Forage and other supplies for animals.....	1,000.00	1,000.00	952.98	
0260 Provisions.....	6,000.00	5,000.00	5,145.43	
0280 Sundry supplies.....	2,000.00	1,000.00	1,112.14	
02 Total supplies and materials.....	15,250.00	12,650.00	12,372.19	
Communication service:				
0500 Telegraph service.....	10.00	10.00	6.58	
0510 Telephone service.....	50.00	50.00	51.41	
05 Total communication service.....	60.00	60.00	57.99	
06 Travel expense.....	500.00	450.00	483.73	
07 Transportation of things (service).....	125.00	110.00	107.81	
10 Furnishing of heat, light, power, water, and electricity (service).....	2,000.00	2,000.00	2,020.00	
12 Repairs and alterations.....	3,000.00	4,000.00	3,854.01	
13 Special and miscellaneous expenses.....	225.00	160.00	82.13	
22 Grants, subsidies, and contributions.....	150.00	150.00	140.00	
Equipment:				
3010 Furniture, furnishings, and fixtures.....	1,500.00	1,000.00	922.00	
3020 Educational, scientific, and recreational.....	100.00	100.00	61.29	
3040 Livestock.....	200.00	200.00	40.00	
3050 Other equipment.....	3,000.00	1,500.00	666.41	
30 Total equipment.....	4,700.00	2,800.00	1,689.70	
Total.....	50,000.00	46,370.00	45,454.73	
FORT HALL HOSPITAL				
Field service:				
Salaries and wages—				
Salary range, \$1,500 to \$1,860; average, \$1,680—				
Nurse.....	1 1,500			
Salary range, \$900 to \$1,260; average, \$1,080—				
Matron.....	1 900			
Salary range, \$780 to \$1,140; average, \$960—				
Cook.....	1 840			
Total average number of employees.....	3			
Total salaries and wages, field service.....	3,240.00			
Miscellaneous and temporary labor, \$4 to \$1 per diem.....	260.00			
01 Total salaries and wages.....	3,500.00			
Supplies and materials:				
0210 Medical and hospital supplies.....	1,000.00			
0220 Scientific and educational supplies.....	500.00			
0230 Fuel.....	500.00			
0240 Wearing apparel and sewing supplies.....	200.00			
0260 Provisions.....	2,000.00			
0280 Sundry supplies.....	1,500.00			
02 Total supplies and materials.....	5,700.00			
07 Transportation of things (service).....	100.00			
13 Special and miscellaneous expenses.....	200.00			
Equipment:				
3010 Furniture, furnishings, and fixtures.....	1,000.00			
3050 Other equipment.....	1,500.00			
30 Total equipment.....	2,500.00			
Total.....	12,000.00			

1 Shortened grade for Indian Service.

Estimates of appropriations required for the service of the fiscal year ending June 30, 1927—Continued

General object (title of appropriation), date of acts, references to Statutes at Large, or to Revised Statutes, and estimated amount required for each detailed object				Total amount to be appropriated under each head of appropriation	Amount appropriated for the fiscal year ending June 30, 1926
<i>Relieving Distress, and Prevention, etc., of Diseases among Indians—Continued.</i>					
SAC AND FOX SANATORIUM					
Field service:					
Salaries and wages—					
Salary range, \$3,300 to \$3,900; average, \$3,600—					
Superintendent and physician	Average— No. 1 Salary \$3,300	Average— No. 1 Salary \$3,300	Average— No. 1 Salary \$3,300		
Salary range, \$1,680 to \$2,040; average, \$1,860—					
Financial clerk	1 1,680	1 1,680	1 1,680		
Salary range, \$1,500 to \$1,860; average, \$1,680—					
Nurses	3 1,500	3 1,500	3 1,500		
Salary range, \$1,320 to \$1,680; average, \$1,500—					
Engineer	1 1,320	1 1,320	1 1,320		
Salary range, \$1,200 to \$1,500; average, \$1,350 ¹ —					
General mechanic	1 1,200	1 1,200	1 1,200		
Dairyman	1 1,200	1 1,200	1 1,200		
Farmer	1 1,200	1 1,200	1 1,200		
Salary range, \$1,140 to \$1,500; average, \$1,320—					
Assistant clerk	1 1,140	1 1,140			
Salary range, \$900 to \$1,260; average, \$1,080—					
Cook	1 1,020	1 1,020	1 1,020		
Boys' housekeeper	1 900	1 900	1 900		
Girls' housekeeper	1 900	1 900	1 900		
Salary range, \$900 to \$1,140; average, \$1,020 ¹ —					
Seamstress	1 900	1 900	1 900		
Salary range, \$780 to \$1,140; average, \$960—					
Laundress	1 780	1 780	1 780		
Assistant cook	1 780	1 780	1 780		
Total average number of employees	14½	14½	14½		
Total salaries and wages, field service	19,395.00	19,395.00	18,255.00		
Miscellaneous and temporary labor, \$4 to \$1 per diem	200.00	200.00	170.76		
01 Total salaries and wages	19,595.00	19,595.00	18,425.76		
Supplies and materials:					
0210 Medical and hospital supplies	1,000.00	1,000.00	775.66		
0220 Scientific and educational supplies	500.00	500.00	260.78		
0230 Fuel	2,100.00	2,100.00	2,073.26		
0240 Wearing apparel and sewing supplies	3,500.00	3,000.00	2,702.16		
0250 Forage and other supplies for animals	3,000.00	3,000.00	2,880.21		
0260 Provisions	7,500.00	6,200.00	6,132.46		
0280 Sundry supplies	1,500.00	1,000.00	1,301.12		
02 Total supplies and materials	19,100.00	16,800.00	16,125.65		
Communication service:					
0500 Telegraph service	50.00	50.00	23.39		
0510 Telephone service	200.00	200.00	180.39		
05 Total communication service	250.00	250.00	203.78		
06 Travel expenses	500.00	500.00	295.58		
07 Transportation of things (service)	500.00	500.00	448.78		
10 Furnishing of heat, light, power, water, and electricity (service)	1,600.00	1,600.00	1,455.73		
11 Rents	25.00	25.00	19.32		
12 Repairs and alterations	5,000.00	4,750.00	5,377.23		
13 Special and miscellaneous expenses	480.00	360.00	238.58		
22 Grants, subsidies, and contributions	250.00	250.00			
Equipment:					
3000 Passenger-carrying vehicles			645.00		
3010 Furniture, furnishings, and fixtures	1,700.00	1,600.00	1,510.86		
3040 Livestock	550.00	450.00	452.75		
3050 Other equipment	450.00	250.00	119.48		
30 Total equipment	2,700.00	2,300.00	2,728.09		
Total	50,000.00	46,930.00	45,318.50		
BLACKFEET HOSPITAL					
Field service:					
Salaries and wages—					
Salary range, \$2,100 to \$2,700; average, \$2,400—					
Physician	1 2,100	1 2,100	1 2,100		
Salary range, \$1,500 to \$1,860; average, \$1,680—					
Nurse	1 1,500	1 1,500	1 1,500		
Salary range, \$900 to \$1,260; average, \$1,080—					
Cook	1 900	1 900	1 900		
Salary range, \$780 to \$1,140; average, \$960—					
Assistant to nurse	1 780	1 780	1 780		
Salary range, \$600 to \$780; average, \$690—					
Assistant	1 780	1 780	1 780		
Assistant cook	1 780	1 780	1 780		
Ungraded—					
Laborer	1 960	1 960	1 960		
Total average number of employees	6½	6½	6½		
01 Total salaries and wages, field service	6,750.00	6,750.00	6,737.57		

¹ Shortened grade for Indian Service.

Estimates of appropriations required for the service of the fiscal year ending June 30, 1927—Continued

General object (title of appropriation), date of acts, references to Statutes at Large, or to Revised Statutes, and estimated amount required for each detailed object				Total amount to be appropriated under each head of appropriation	Amount appropriated for the fiscal year ending June 30, 1926
<i>Relieving Distress, and Prevention, etc., of Diseases among Indians—Continued.</i>					
	Estimated expenditures, 1927 appropriation	Estimated expenditures, 1926 appropriation	Expended and obligated, 1925		
BLACKFEET HOSPITAL—continued					
Supplies and materials:					
0210 Medical and hospital supplies.....	\$1,000.00	\$1,000.00	\$801.03		
0220 Scientific and educational supplies.....		500.00			
0230 Fuel.....	1,500.00	1,500.00	932.46		
0240 Wearing apparel and sewing supplies.....	500.00	500.00	294.25		
0260 Provisions.....	4,500.00	4,300.00	2,606.09		
0280 Sundry supplies.....	800.00	500.00	182.71		
02 Total supplies and materials.....	8,300.00	8,300.00	4,816.54		
12 Repairs and alterations.....	900.00	1,000.00	332.25		
13 Special and miscellaneous expenses.....	510.00	310.00			
Equipment:					
3010 Furniture, furnishings, and fixtures.....	800.00	700.00	432.70		
3020 Educational, scientific, and recreational equipment.....		200.00			
3050 Other equipment.....	500.00	500.00			
30 Total equipment.....	1,300.00	1,400.00	432.70		
Total.....	17,760.00	17,780.00	12,319.06		
FORT PECK HOSPITAL					
Field service:					
Salaries and wages—					
Salary range, \$1,500 to \$1,860; average, \$1,680—	Average—	Average—	Average—		
Nurse.....	No. Salary	No. Salary	No. Salary		
Salary range, \$900 to \$1,260; average, \$1,080—	1 1,500.00	1 1,500.00			
Matron.....	1 900.00	1 900.00			
Salary range, \$780 to \$1,140; average, \$960—	1 840.00	1 840.00			
Cook.....					
Total average number of employees.....	3	3			
Total salaries and wages, field service.....	3 3,240.00	3 3,240.00			
Miscellaneous and temporary labor, \$4 to \$1 per diem.....	360.00	960.00			
01 Total salaries and wages.....	3,600.00	4,200.00			
Supplies and materials:					
0210 Medical and hospital supplies.....	1,200.00	1,000.00			
0220 Scientific and educational supplies.....	200.00	500.00			
0230 Fuel.....	250.00	200.00			
0240 Wearing apparel and sewing supplies.....	200.00	200.00			
0260 Provisions.....	2,500.00	2,000.00			
0280 Sundry supplies.....	1,800.00	3,500.00			
02 Total supplies and materials.....	6,150.00	7,400.00			
05 Communication service.....	75.00	75.00			
06 Travel expenses.....	100.00	100.00			
07 Transportation of things (service).....	100.00	100.00			
12 Repairs and alterations.....	1,000.00	1,000.00			
13 Special and miscellaneous expenses.....	475.00	625.00			
Equipment:					
3010 Furniture, furnishings, and fixtures.....	1,500.00	2,500.00			
3020 Educational, scientific, and recreational equipment.....		500.00			
3050 Other equipment.....	2,000.00	3,500.00			
30 Total equipment.....	3,500.00	6,500.00			
Total.....	15,000.00	20,000.00			
WINNEBAGO HOSPITAL					
Field service:					
Salaries and wages—					
Salary range, \$2,100 to \$2,700; average, \$2,400—					
Physician.....	1 2,100	1 2,100	1 2,100		
Salary range, \$1,500 to \$1,860; average, \$1,680—					
Nurse.....	1 1,500	1 1,500	1 1,500		
Salary range, \$1,320 to \$1,680; average, \$1,500—					
Assistant clerk.....	1 1,320	1 1,320	1 1,320		
Salary range, \$1,200 to \$1,500; average, \$1,350—					
Practical nurses.....	2 1,200	2 1,200	2 1,200		
Salary range, \$900 to \$1,260; average, \$1,080—					
Matron.....	1 900	1 900	1 900		
Cook.....	1 900	1 900	1 900		
Salary range, \$780 to \$1,140; average, \$960—					
Laundress.....	1 780	1 780	1 780		
Salary range, \$600 to \$780; average, \$690—					
Assistant cook.....	1 720	1 720	1 720		
Ungraded—					
Laborers.....	2 900	3 860	2 857		
Total average number of employees.....	11	12	11 1/2		
Total salaries and wages, field service.....	12,420.00	13,200.00	13,050.00		
Miscellaneous and temporary labor, \$4 to \$1 per diem.....			212.84		
01 Total salaries and wages.....	12,420.00	13,200.00	13,262.84		

¹ Shortened grade for Indian Service.

Estimates of appropriations required for the service of the fiscal year ending June 30, 1927—Continued

General object (title of appropriation), date of acts, references to Statutes at Large, or to Revised Statutes, and estimated amount required for each detailed object			Total amount to be appropriated under each head of appropriation	Amount appropriated for the fiscal year ending June 30, 1926
<i>Relieving Distress, and Prevention, etc., of Diseases among Indians—Continued.</i>				
	Estimated expenditures, 1927 appropriation	Estimated expenditures, 1926 appropriation	Expended and obligated, 1925	
WINNEBAGO HOSPITAL—continued.				
Supplies and materials:				
0210 Medical and hospital supplies.....	\$1,200.00	\$1,500.00	\$1,294.74	
0230 Fuel.....	750.00	750.00	727.22	
0240 Wearing apparel and sewing supplies.....	50.00	50.00	49.18	
0250 Forage and other supplies for animals.....	200.00	200.00	193.05	
0260 Provisions.....	1,700.00	1,800.00	1,607.95	
0280 Sundry supplies.....	330.00	500.00	435.08	
02 Total supplies and materials.....	4,230.00	4,800.00	4,307.22	
05 Communication service.....	70.00	70.00	67.77	
07 Transportation of things (service).....	275.00	275.00	257.89	
10 Furnishing of heat, light, power, water, and electricity (service).....	575.00	575.00	562.29	
11 Rents.....	20.00	20.00	10.50	
12 Repairs and alterations.....	1,680.00	2,500.00	2,792.42	
13 Special and miscellaneous expenses.....	30.00	130.00	31.35	
Equipment:				
3010 Furniture, furnishings, and fixtures.....	200.00	300.00	368.65	
3050 Other equipment.....	500.00	500.00	474.10	
30 Total equipment.....	700.00	800.00	842.75	
32 Structures and parts and nonstructural improvements to land.....			220.83	
Total.....	20,000.00	22,370.00	22,355.88	
CARSON HOSPITAL				
Field service:				
Salaries and wages—				
Salary range, \$2,100 to \$2,700; average, \$2,400—	Average—	Average—	Average—	
Physician.....	No. Salary	No. Salary	No. Salary	
1 2,100	1 2,100	1 1,360		
Salary range, \$1,500 to \$1,860; average, \$1,680—				
Nurse.....	1 1,500	1 1,500	1 1,500	
Salary range, \$780 to \$1,140; average, \$960—				
Cook.....	1 900	1 900	1 780	
Salary range, \$600 to \$780; average, \$690—				
Assistants.....	2 600	2 600	2 563	
Ungraded—				
Laborers.....	2 900	2 900	1 849	
01 Total average number of employees.....	7	7	6 2/3	
01 Total salaries and wages, field service.....	6,700.00	6,700.00	5,552.69	
Supplies and materials:				
0210 Medical and hospital supplies.....	200.00	200.00	196.56	
0230 Fuel.....	1,000.00	1,000.00	985.04	
0240 Wearing apparel and sewing supplies.....	600.00	500.00	133.51	
0250 Forage and other supplies for animals.....	100.00	100.00	71.65	
0260 Provisions.....	3,200.00	3,000.00	2,234.00	
0280 Sundry supplies.....	500.00	500.00	352.14	
02 Total supplies and materials.....	5,600.00	5,300.00	3,972.90	
06 Travel expense.....	60.00	60.00	43.04	
10 Furnishing of heat, light, power, water, and electricity (service).....	300.00	300.00	300.00	
12 Repairs and alterations.....	700.00	800.00	396.97	
13 Special and miscellaneous expenses.....			77.45	
22 Grants, subsidies, and contributions.....	100.00	100.00	29.50	
Equipment:				
3010 Furniture, furnishings, and fixtures.....	200.00	300.00	144.00	
3050 Other equipment.....	400.00	500.00		
30 Total equipment.....	600.00	800.00	144.00	
Total.....	14,060.00	14,060.00	10,516.55	
PYRAMID LAKE HOSPITAL				
Field service:				
Salaries and wages—				
Salary range, \$2,100 to \$2,700; average, \$2,400—				
Physician.....	1 2,100	1 2,100		
Salary range, \$1,500 to \$1,860; average, \$1,680—				
Nurses.....	2 1,500	2 1,500		
Salary range, \$1,320 to \$1,680; average, \$1,500—				
Engineer.....	1 1,320	1 1,320		
Salary range, \$900 to \$1,260; average, \$1,080—				
Cook.....	1 900	1 900		
Salary range, \$780 to \$1,140; average, \$960—				
Janitor.....	1 780	1 780		
Salary range, \$600 to \$780; average, \$690—				
Assistants.....	1 600	2 600		
Assistant cooks.....	2 600	2 600		
Total average number of employees.....	9	10		
Total salaries and wages, field service.....	9,900.00	10,500.00		
Miscellaneous and temporary labor, \$4 to \$1 per diem.....	500.00	500.00		
01 Total salaries and wages.....	10,400.00	11,000.00		

\$800 paid from other funds.

Estimates of appropriations required for the service of the fiscal year ending June 30, 1927--Continued

General object (title of appropriation), date of acts, references to Statutes at Large, or to Revised Statutes, and estimated amount required for each detailed object				Total amount to be appropriated under each head of appropriation	Amount appropriated for the fiscal year ending June 30, 1926
<i>Relieving Distress, and Prevention, etc., of Diseases among Indians--Continued.</i>					
	Estimated expenditures, 1927 appropriation	Estimated expenditures, 1926 appropriation	Expended and obligated, 1925		
PYRAMID LAKE HOSPITAL--continued					
Supplies and materials:					
0210 Medical and hospital supplies.....	\$2,500.00	\$2,000.00		
0220 Scientific and educational supplies.....	300.00	1,000.00		
0230 Fuel.....	1,000.00	1,000.00		
0240 Wearing apparel and sewing supplies.....	500.00	500.00		
0250 Forage and other supplies for animals.....	200.00	200.00		
0260 Provisions.....	3,500.00	3,000.00		
0280 Sundry supplies.....	2,500.00	2,000.00		
02 Total supplies and materials.....	10,500.00	9,700.00		
Communication service:					
0500 Telegraph service.....	50.00	50.00		
0510 Telephone service.....	100.00	100.00		
0520 Other communication service.....	50.00	500.00		
05 Total communication service.....	200.00	200.00		
06 Travel expense.....	150.00	150.00		
07 Transportation of things (service).....	150.00	150.00		
12 Repairs and alterations.....	1,500.00	1,000.00		
13 Special and miscellaneous expenses.....	500.00	300.00		
22 Grants, subsidies, and contributions.....	500.00	500.00		
Equipment:					
3010 Furniture, furnishings, and fixtures.....	500.00	3,500.00		
3020 Educational, scientific, and recreational equipment.....	500.00		
3040 Live stock.....	100.00	500.00		
3050 Other equipment.....	500.00	2,500.00		
30 Total equipment.....	1,100.00	7,000.00		
Total.....	25,000.00	30,000.00		
JICARILLA HOSPITAL					
Field service:					
Salaries and wages--					
Salary range, \$1,500 to \$1,860; average, \$1,680--	Average--	Average--	Average--		
Nurse.....	No. 1 Salary 1,500	No. 1 Salary 1,500	No. 1 Salary \$1,500		
Salary range, \$900 to \$1,260; average, \$1,080--					
Cook.....	1 900	1 900	1 900		
Salary range, \$780 to \$1,140; average, \$960--					
Assistant.....	1 780	1 780	1 780		
Laundress.....	1 780	1 780	1 780		
Salary range, \$600 to \$780; average, \$690--					
Assistant.....	1 600	1 600	1 600		
Ungraded--					
Laborer.....	1 900	1 900	1 900		
Total average number of employees.....	6	6	6 1/2		
01 Total salaries and wages, field service.....	5,460.00	5,460.00	5,390.41		
Supplies and materials:					
0210 Medical and hospital supplies.....	800.00	800.00	584.41		
0230 Fuel.....	600.00	600.00	552.35		
0240 Wearing apparel and sewing supplies.....	31.23		
0260 Provisions.....	2,000.00	2,700.00	1,376.42		
0280 Sundry supplies.....	300.00	300.00	34.94		
02 Total supplies and wages.....	3,700.00	4,400.00	2,579.35		
06 Travel expense.....	50.00	50.00	22.51		
10 Furnishing of heat, light, power, water, and electricity (service).....	200.00	200.00	175.00		
12 Repairs and alterations.....	800.00	1,000.00	570.91		
13 Special and miscellaneous expenses.....	290.00	410.00	1.75		
Equipment:					
3010 Furniture, furnishings, and fixtures.....	200.00	500.00	298.70		
3050 Other equipment.....	300.00	200.00	46.61		
30 Total equipment.....	500.00	700.00	345.31		
Total.....	11,000.00	12,220.00	9,085.24		
LAGUNA SANATORIUM					
Field service:					
Salaries and wages--					
Salary range, \$2,400 to \$3,000; average, \$2,700--					
Superintendent and physician.....	1/2 2,400	1/2 2,400		
Salary range, \$1,500 to \$1,860; average, \$1,680--					
Nurse.....	1 1,500	1 1,500	1 1,500		
Salary range, \$1,200 to \$1,500; average, \$1,350--					
Hospital matron.....	1 1,200	1 1,200	1 1,200		
Salary range, \$900 to \$1,260; average, \$1,080--					
Cook.....	1 900	1 900	1 900		
Salary range, \$900 to \$1,140; average, \$1,020--					
Seamstress.....	1 900	1 900	1 900		

1 Shortened grade for Indian Service.

Estimates of appropriations required for the service of the fiscal year ending June 30, 1927—Continued

General object (title of appropriation), date of acts, references to Statutes at Large, or to Revised Statutes, and estimated amount required for each detailed object						Total amount to be appropriated under each head of appropriation		Amount appropriated for the fiscal year ending June 30, 1926	
Relieving Distress, and Prevention, etc., of Diseases among Indians—Continued.									
						Estimated expenditures, 1927 appropriation	Estimated expenditures, 1926 appropriation	Expended and obligated, 1925	
LAGUNA SANATORIUM—continued									
Field service—Continued.									
Salaries and wages—Continued.									
Salary range, \$780 to \$1,140; average, \$960—									
Hospital laundress.....						Average— No. 1	Average— Salary \$780	Average— No. 1	Average— Salary \$780
Ungraded—									
Laborer.....						1	900	1	900
Total average number of employees.....						6½		6½	
Total salaries and wages, field service.....							7,380		6,240
Miscellaneous and temporary labor, \$4 to \$1 per diem.....							500		1,572
01 Total salaries and wages.....							7,880		7,812
Supplies and materials:									
0210 Medical and hospital supplies.....						1,000.00	1,000.00		845.41
0230 Fuel.....						775.00	775.00		773.35
0240 Wearing apparel and sewing supplies.....						450.00	500.00		452.16
0250 Forage and other supplies for animals.....						450.00	450.00		467.15
0260 Provisions.....						3,600.00	3,500.00		3,452.64
0280 Sundry supplies.....						600.00	500.00		1,000.07
02 Total supplies and materials.....						6,875.00	6,725.00		6,990.78
06 Travel expense.....						100.00	50.00		26.62
07 Transportation of things (service).....						400.00	400.00		386.24
10 Furnishing of heat, light, power, water, and electricity (service).....						550.00	550.00		527.00
11 Rents.....									7.50
12 Repairs and alterations.....						2,500.00	2,500.00		2,591.13
13 Special and miscellaneous expenses.....						500.00	325.00		147.04
22 Grants, subsidies, and contributions.....						200.00	200.00		181.09
Equipment:									
3000 Passenger-carrying vehicles.....									187.05
3010 Furniture, furnishings, and fixtures.....						500.00	1,000.00		585.62
3040 Live stock.....						125.00	100.00		61.07
3050 Other equipment.....						500.00	400.00		
30 Total equipment.....						1,125.00	1,500.00		833.74
Total.....						20,130.00	20,130.00		19,503.14
MESCALERO HOSPITAL									
Field service:									
Salaries and wages—									
Salary range, \$1,500 to \$1,860; average, \$1,680—									
Nurse.....									
						1	1,500	1	1,500
Salary range, \$780 to \$1,140; average, \$960—									
Cook.....									
						1	900	1	900
Salary range, \$600 to \$780; average, \$690—									
Assistants.....									
						2	600	2	600
Ungraded—									
Laborers.....									
						2	900	1½	900
Total average number of employees.....						6		5½	
Total salaries and wages, field service.....							5,400		5,325
Miscellaneous and temporary labor, \$4 to \$1 per diem.....							100		116.93
01 Total salaries and wages.....							5,500.00		5,441.93
Supplies and materials:									
0210 Medical and hospital supplies.....						500.00	500.00		484.80
0230 Fuel.....						800.00	800.00		809.78
0240 Wearing apparel and sewing supplies.....						200.00	200.00		92.69
0260 Provisions.....						2,500.00	2,500.00		1,765.45
0280 Sundry supplies.....						200.00	200.00		177.62
02 Total supplies and materials.....						4,200.00	4,200.00		3,330.34
06 Travel expenses.....						75.00	75.00		54.15
07 Transportation of things (service).....						500.00	500.00		404.44
12 Repairs and alterations.....						1,500.00	1,700.00		1,411.96
13 Special and miscellaneous expenses.....						185.00	185.00		
Equipment:									
3010 Furniture, furnishings, and fixtures.....						300.00	200.00		501.81
3050 Other equipment.....						100.00			14.00
30 Total equipment.....						400.00	200.00		515.81
Total.....						12,360.00	12,360.00		11,158.63
TURTLE MOUNTAIN HOSPITAL									
Field service:									
Salaries and wages—									
Salary range, \$2,100 to \$2,700; average, \$2,400—									
Physician.....									
						½	2,100	½	2,100
Salary range, \$1,500 to \$1,860; average, \$1,680—									
Nurse.....									
						1	1,500	1	1,500

Estimates of appropriations required for the service of the fiscal year ending June 30, 1927—Continued

General object (title of appropriation), date of acts, references to Statutes at Large, or to Revised Statutes, and estimated amount required for each detailed object				Total amount to be appropriated under each head of appropriation	Amount appropriated for the fiscal year ending June 30, 1926
<i>Relieving Distress, and Prevention, etc., of Diseases among Indians—Continued.</i>					
	Estimated expenditures, 1927 appropriation	Estimated expenditures, 1926 appropriation	Expended and obligated, 1925		
TURTLE MOUNTAIN HOSPITAL—continued					
Field service—Continued.					
Salaries and wages—Continued.					
Salary range, \$900 to \$1,260; average, \$1,080—	Average—	Average—	Average—		
Cook.....	No. 1 Salary \$900	No. 1 Salary \$900	No. 1 Salary \$900		
Salary range, \$600 to \$780; average, \$690—					
Assistants.....	1 600	2 600	1½ 600		
Total average number of employees.....	3½	4½	4½		
01 Total salaries and wages, field service.....	4,050.00	4,650.00	4,476.50		
Supplies and materials:					
0210 Medical and hospital supplies.....	550.00	550.00	502.19		
0230 Fuel.....	1,700.00	1,700.00	1,682.88		
0240 Wearing apparel and sewing supplies.....	150.00	150.00	143.81		
0260 Provisions.....	2,940.00	3,500.00	3,175.83		
0280 Sundry supplies.....	100.00	200.00	187.58		
02 Total supplies and materials.....	5,440.00	6,100.00	5,692.29		
06 Travel expense.....	75.00	75.00	78.67		
07 Transportation of things (service).....	400.00	400.00	386.06		
12 Repairs and alterations.....	500.00	400.00	660.26		
13 Special and miscellaneous expenses.....	135.00	35.00	300.00		
Equipment:					
3010 Furniture, furnishings, and fixtures.....	250.00	350.00	477.15		
3050 Other equipment.....	150.00	150.00	21.25		
30 Total equipment.....	400.00	500.00	498.40		
Total.....	11,000.00	12,160.00	12,092.18		
CHEYENNE AND ARAPAHO HOSPITAL					
Field service:					
Salaries and wages—					
Salary range, \$1,500 to \$1,860; average, \$1,680—					
Nurses.....	2 1,500	2 1,500	1½ 1,500		
Salary range, \$780 to \$1,140; average, \$960—					
Cook.....	1 840	1 840	1 840		
Salary range, \$600 to \$780; average, \$690—					
Assistant.....	1 600	1 600	1 600		
Ungraded—					
Laborer.....	1 900	1 900	1½ 900		
Total average number of employees.....	5	5	4½		
01 Total salaries and wages, field service.....	5,340.00	5,340.00	4,415.35		
Supplies and materials:					
0210 Medical and hospital supplies.....	560.00	600.00	498.69		
0230 Fuel.....	800.00	800.00	806.30		
0240 Wearing apparel and sewing supplies.....	200.00	200.00	162.67		
0260 Provisions.....	1,600.00	2,000.00	1,157.46		
0280 Sundry supplies.....	400.00	500.00	206.47		
02 Total supplies and materials.....	3,560.00	4,100.00	2,831.59		
06 Travel expense.....	100.00	50.00	21.40		
10 Furnishing of heat, light, power, water, and electricity (service).....	275.00	250.00	209.60		
12 Repairs and alterations.....	1,500.00	2,000.00	1,476.82		
Equipment:					
3010 Furniture, furnishings, and fixtures.....	150.00	500.00	382.30		
3050 Other equipment.....	75.00	360.00	15.67		
30 Total equipment.....	225.00	860.00	397.97		
Total.....	11,000.00	12,600.00	9,352.73		
CHOCTAW-CHICKASAW SANATORIUM					
Field service:					
Salaries and wages—					
Salary range, \$2,400 to \$3,000; average, \$2,700—					
Superintendent and Physician.....	1 2,400	1 2,400	1 2,400		
Salary range, \$1,500 to \$1,860; average, \$1,680—					
Nurse.....	1 1,500	1 1,500	1 1,500		
Salary range, \$1,320 to \$1,680; average, \$1,500—					
Engineer.....	1 1,320	1 1,320	1 1,320		
Salary range, \$1,200 to \$1,500; average, \$1,350—					
Nurse (practical).....	1 1,200	1 1,200	1 1,200		
Matron.....	1 1,200	1 1,200	1 1,200		
Salary range, \$1,140 to \$1,500; average, \$1,320—					
Financial clerk.....	1 1,140	1 1,140	1 1,140		
Salary range, \$900 to \$1,260; average, \$1,080—					
Cook.....	1 960	1 960	1 960		
Salary range, \$780 to \$1,140; average, \$960—					
Laundress.....	1 780	1 780	1 780		
Salary range, \$600 to \$780; average, \$690—					
Assistant cook.....	1 600	1 600	1 600		
Assistants.....	3 600	3 600	3 600		
Ungraded—					
Laborers.....	3 920	3 920	2½ 921		
Assistant physician (contract).....		1 720	1 720		
Total average number of employees.....	15	16	15½		
01 Total salaries and wages, field service.....	15,600.00	16,320.00	16,180.59		

½ Shortened grade for Indian Service.

Estimates of appropriations required for the service of the fiscal year ending June 30, 1927—Continued

General object (title of appropriation), date of acts, references to Statutes at Large, or to Revised Statutes, and estimated amount required for each detailed object				Total amount to be appropriated under each head of appropriation	Amount appropriated for the fiscal year ending June 30, 1926
<i>Relieving Distress, and Prevention, etc., of Diseases among Indians—Continued.</i>					
CHOCTAW-CHICKASAW SANATORIUM—continued					
Supplies and materials:					
0210 Medical and hospital supplies.....	\$800.00	\$800.00	\$656.66		
0220 Scientific and educational supplies.....	200.00	200.00	65.43		
0230 Fuel.....	2,500.00	2,500.00	2,351.84		
0240 Wearing apparel and sewing supplies.....	500.00	500.00	240.27		
0250 Forage and other supplies for animals.....	2,000.00	2,000.00	1,661.22		
0260 Provisions.....	6,000.00	7,000.00	4,504.28		
0280 Sundry supplies.....	2,800.00	2,800.00	531.61		
02 Total supplies and materials.....	14,800.00	15,800.00	10,011.31		
Communication service:					
0510 Telephone service.....	110.00	110.00	105.65		
0520 Other communication service.....	15.00	15.00	2.40		
05 Total communication service.....	125.00	125.00	108.05		
06 Travel expenses.....	350.00	350.00	301.65		
07 Transportation of things (service).....	500.00	500.00	428.99		
11 Rents.....	400.00	400.00	379.50		
12 Repairs and alterations.....	5,120.00	6,500.00	4,352.44		
13 Special and miscellaneous expenses.....	405.00	605.00	28.35		
Equipment:					
3010 Furniture, furnishings, and fixtures.....	1,000.00	1,000.00	843.42		
3040 Livestock.....	200.00	200.00	96.00		
3050 Other equipment.....	1,500.00	800.00	71.56		
30 Total equipment.....	2,700.00	2,000.00	1,010.98		
32 Structures and parts and nonstructural improvements to land.....			2,228.25		
Total.....	40,000.00	42,600.00	35,028.11		
SHAWNEE SANATORIUM					
Field service:					
Salaries and wages—					
Salary range, \$2,100 to \$2,700; average, \$2,400—	Average—	Average—	Average—		
Physician.....	No. 1 Salary 2,100	No. 1 Salary 2,100	No. 1 Salary 2,100		
Salary range, \$1,500 to \$1,860; average, \$1,680—					
Nurse.....	1 1,500	1 1,500	1 1,500		
Salary range, \$1,200 to \$1,500; average, \$1,350—					
Teacher.....	1 1,200	1 1,200	1 1,200		
General mechanic.....	1 1,200	1 1,200	1 1,200		
Farmer.....	1 1,200	1 1,200	1 1,200		
Salary range, \$900 to \$1,260; average, \$1,110—					
Matron, girls'.....	1 960	1 960	1 960		
Salary range, \$900 to \$1,260; average, \$1,080—					
Matron, boys'.....	1 900	1 900	1 900		
Cook.....	1 900	1 900	1 900		
Salary range, \$900 to \$1,140; average, \$1,020—					
Seamstress.....	1 900	1 900	1 900		
Salary range, \$600 to \$780; average, \$690—					
Assistants.....	3 600	3 600	3 600		
Ungraded—					
Laborers.....	2 750	2 750	1 750		
Total average number of employees.....	14	14	12 1/2		
01 Total salaries and wages, field service.....	14,160.00	14,160.00	12,813.50		
Supplies and materials:					
0210 Medical and hospital supplies.....	1,000.00	1,000.00	546.18		
0220 Scientific and educational supplies.....	250.00	500.00			
0230 Fuel.....	700.00	200.00	673.88		
0240 Wearing apparel and sewing supplies.....	800.00	1,000.00	703.16		
0250 Forage and other supplies for animals.....	960.00	350.00	345.40		
0260 Provisions.....	4,500.00	4,000.00	2,628.60		
0280 Sundry supplies.....	1,200.00	1,000.00	700.11		
02 Total supplies and materials.....	8,800.00	8,550.00	5,597.33		
06 Travel expenses.....	750.00	900.00	814.15		
07 Transportation of things (service).....	150.00	150.00	69.84		
10 Furnishing of heat, light, power, water, and electricity (service).....	500.00	500.00	408.60		
12 Repairs and alterations.....	14,000.00	9,000.00	13,113.40		
13 Special and miscellaneous expenses.....	240.00	240.00	162.59		
Equipment:					
3010 Furniture, furnishings, and fixtures.....	800.00	3,000.00	2,691.36		
3040 Livestock.....		500.00	1,317.75		
3050 Other equipment.....	600.00	3,000.00	780.96		
30 Total equipment.....	1,400.00	6,500.00	4,790.07		
32 Structures and parts and nonstructural improvements to land.....			1,844.46		
Total.....	40,000.00	40,000.00	39,613.94		

1 Shortened grade for Indian Service.

Estimates of appropriations required for the service of the fiscal year ending June 30, 1927—Continued

General object (title of appropriation), date of acts, references to Statutes at Large, or to Revised Statutes, and estimated amount required for each detailed object				Total amount to be appropriated under each head of appropriation	Amount appropriated for the fiscal year ending June 30, 1926
<i>Relieving Distress, and Prevention, etc., of Diseases among Indians—Continued.</i>					
	Estimated expenditures, 1927 appropriation	Estimated expenditures, 1926 appropriation	Expended and obligated, 1925		
CROW CREEK HOSPITAL					
Field service:					
Salaries and wages—	Average—	Average—	Average—		
Salary range, \$2,100 to \$2,700; average, \$2,400—	No. Salary	No. Salary	No. Salary		
Physician.....	1 2,100	1 2,100	1 2,100		
Salary range, \$1,500 to \$1,860; average, \$1,680—					
Nurse.....	1 1,500	1 1,500	1 1,190		
Salary range, \$780 to \$1,140; average, \$960—					
Cook.....	1 780	1 780	1 780		
Salary range, \$600 to \$780; average, \$690—					
Assistant.....	1 660	1 660			
Ungraded—					
Laborer.....	1 900	1 900	1 900		
Total average number of employees.....	4 1/2	4 1/2	3 1/2		
01 Total salaries and wages, field service.....	4,890.00	4,890.00	3,488.26		
Supplies and materials:					
0210 Medical and hospital supplies.....	500.00	500.00	458.04		
0230 Fuel.....	900.00	900.00	898.15		
0240 Wearing apparel and sewing supplies.....			11.31		
0250 Forage and other supplies for animals.....	100.00	75.00	51.50		
0260 Provisions.....	1,200.00	1,800.00	1,059.36		
0280 Sundry supplies.....		225.00	141.70		
02 Total supplies and materials.....	2,700.00	3,500.00	2,620.06		
06 Travel expenses.....	50.00	50.00	18.75		
12 Repairs and alterations.....	560.00	600.00	400.50		
13 Special and miscellaneous expenses.....	200.00	200.00			
Equipment:					
3010 Furniture, furnishings, and fixtures.....	500.00	400.00	363.43		
3050 Other equipment.....	100.00	200.00			
30 Total equipment.....	600.00	600.00	363.43		
Total.....	9,000.00	9,840.00	6,891.00		
SPOKANE HOSPITAL					
Field service:					
Salaries and wages—					
Salary range, \$2,100 to \$2,700; average, \$2,400—					
Physician.....	1 2,100	1 2,100	1 2,100		
Salary range, \$1,500 to \$1,860; average, \$1,680—					
Nurses.....	2 1,500	2 1,500	2 1,500		
Salary range, \$900 to \$1,260; average, \$1,080—					
Cook.....	1 900	1 900	1 900		
Salary range, \$900 to \$1,140; average, \$1,020—					
Seamstress.....	1 900	1 900	1 900		
Salary range, \$780 to \$1,140; average, \$960—					
Laundress.....	1 780	1 780	1 780		
Ungraded—					
Laborers.....	2 960	2 960	1 1/2 996		
Total average number of employees.....	8	8	6 1/2		
Total salaries and wages, field service.....	9,600.00	9,600.00	8,250.00		
Miscellaneous and temporary labor, \$4 to \$1 per diem.....			582.39		
01 Total salaries and wages.....	9,600.00	9,600.00	8,832.39		
Supplies and materials:					
0210 Medical and hospital supplies.....	250.00	200.00	164.19		
0230 Fuel.....	550.00	550.00	529.43		
0240 Wearing apparel and sewing supplies.....	150.00	150.00	104.71		
0250 Forage and other supplies for animals.....	300.00	275.00	264.00		
0260 Provisions.....	2,000.00	2,000.00	1,138.28		
0280 Sundry supplies.....	400.00	500.00	90.72		
02 Total supplies and materials.....	3,650.00	3,675.00	2,291.33		
06 Travel expenses.....	50.00	50.00	8.36		
07 Transportation of things (service).....	250.00	250.00	199.20		
12 Repairs and alterations.....	500.00	345.00	195.14		
Equipment:					
3010 Furniture, furnishings, and fixtures.....	300.00	350.00	240.85		
3050 Other equipment.....	370.00	450.00	21.71		
30 Total equipment.....	670.00	800.00	262.56		
Total.....	14,720.00	14,720.00	11,758.98		
RECAPITULATION					
Field service:					
Salaries and wages—					
Salary range, \$5,200 to \$6,000; average, \$5,600—					
Chief medical supervisor.....	1 5,200	1 5,200	1 5,200		
Salary range, \$3,800 to \$5,000; average, \$4,400—					
Medical supervisor.....	1 3,800	1 3,800	1 3,800		
Salary range, \$3,300 to \$3,900; average, \$3,600—					
Superintendent and physician.....	1 3,300	1 3,300	1 3,300		
Salary range, \$3,000 to \$3,600; average, \$3,300—					
Special physicians.....	9 3,000	9 3,000	7 3,000		
Superintendent.....	1 3,000	1 3,000	1 3,000		

¹ Shortened grade for Indian Service.

Estimates of appropriations required for the service of the fiscal year ending June 30, 1927—Continued

General object (title of appropriation), date of acts, references to Statutes at Large, or to Revised Statutes, and estimated amount required for each detailed object				Total amount to be appropriated under each head of appropriation	Amount appropriated for the fiscal year ending June 30, 1926
<i>Relieving Distress, and Prevention, etc., of Diseases among Indians—Continued.</i>					
	Estimated expenditures, 1927 appropriation	Estimated expenditures, 1926 appropriation	Expended and obligated, 1925		
RECAPITULATION—continued					
Field service—Continued.					
Salaries and wages—Continued.					
Salary range, \$2,400 to \$3,000; average, \$2,700—	Average—	Average—	Average—		
Physician in charge	No. Salary	No. Salary	No. Salary		
Superintendents and physicians	1 2,400	1 2,400	1 2,400		
Physician	2 2,400	2 2,400	1 2,400		
Salary range, \$2,100 to \$2,700; average, \$2,400—					
Physicians	10½ 2,100	10½ 2,100	8½ 2,013		
Salary range, \$1,860 to \$2,400; average, \$2,100—					
Physicians	3½ 1,860	3½ 1,860	4 1,860		
Dentists	7 1,860	7 1,860	7 1,860		
Salary range, \$1,680 to \$2,040; average, \$1,860—					
Financial clerk	1 1,680	1 1,680	1 1,680		
Salary range, \$1,500 to \$1,860; average, \$1,680—					
Nurses	43 1,500	42 1,500	38½ 1,490		
Salary range, \$1,320 to \$1,680; average, \$1,500—					
General mechanic-engineer	1 1,320	1 1,320	1 1,320		
Property clerk	1 1,320	1 1,320	1 1,320		
Assistant clerk	1 1,320	1 1,320	1 1,320		
Farmer	1 1,320	1 1,320	1 1,320		
Engineers	4 1,320	4 1,320	3 1,320		
Salary range, \$1,200 to \$1,500; average, \$1,350 1—					
Dairymen	2 1,200	2 1,200	2 1,200		
General mechanics	2 1,200	2 1,200	2 1,200		
Farmers	1½ 1,200	1½ 1,200	1½ 1,200		
Hospital matron	1 1,200	1 1,200	1 1,200		
Matron	1 1,200	1 1,200	1 1,200		
Practical nurses	3 1,200	3 1,200	3 1,200		
Teacher	1 1,200	1 1,200	1 1,200		
Salary range, \$1,140 to \$1,500; average, \$1,320—					
Financial clerk	1 1,140	1 1,140	1 1,140		
Clerk	1 1,140	1 1,140	1 1,140		
Assistant clerk	½ 1,140	½ 1,140			
Salary range, \$960 to \$1,260; average, \$1,110 1—					
Matron, Girls'	1 960	1 960	1 960		
Salary range, \$900 to \$1,260; average, \$1,080—					
Cooks	16 926	16 926	14 932		
Gardener	1 1,140	1 1,140	1 1,140		
Matrons	4 900	3 900	2 900		
Matron, Boys'	1 900	1 900	1 900		
Boys' housekeeper	1 900	1 900	1 900		
Girls' housekeeper	1 900	1 900	1 900		
Baker	1 900	1 900	1 900		
Night watchman	½ 900	½ 900	½ 900		
Salary range, \$900 to \$1,140; average, \$1,020 1—					
Seamstresses	6 910	6 910	5½ 911		
Salary range, \$780 to \$1,140; average, \$960—					
Matron	1 960	1 960	1 960		
Camp matron	1 1,020	1 1,020	1 1,020		
Laundresses	7 806	7 806	7 806		
Cooks	7 857	6 855	5 840		
Housekeepers	2 840	2 840	2 840		
Janitor	1 780	1 780			
Assistants	1 780	1 780	2 780		
Assistant cook	1 780	1 780	1 780		
Assistant to nurse	1 780	1 780	1 780		
Hospital laundress	1 780	1 780	1 780		
Salary range, \$600 to \$780, average, \$690—					
Assistant laundresses	2 765	2 765	2 765		
Assistant cooks	6 676	6 675	4 713		
Assistants	31 608	33 607	29½ 603		
Ungraded—					
Physicians (contract)	10½ 684	10½ 684	8½ 740		
Assistant physician (contract)	1 720	1 720	1 720		
Laborers	28 904	29 900	27½ 897		
Total average number of employees	237½	238½	215½		
01 Total salaries and wages, field service	287,935.00	287,735.00	260,074.57		
Supplies and materials:					
0210 Medical and hospital supplies	34,610.00	33,350.00	21,557.43		
0220 Scientific and educational supplies	3,900.00	5,450.00	467.44		
0230 Fuel	27,575.00	27,435.00	22,725.17		
0240 Wearing apparel and sewing supplies	14,500.00	13,800.00	9,921.60		
0250 Forage and other supplies for animals	8,350.00	8,300.00	7,477.45		
0260 Provisions	122,750.00	120,900.00	97,667.64		
0280 Sundry supplies	25,350.00	25,125.00	9,405.97		
02 Total supplies and materials	236,935.00	234,360.00	169,222.70		
Communication service:					
0500 Telegraph service	330.00	330.00	116.53		
0510 Telephone service	585.00	585.00	457.38		
0520 Other communication service	65.00	65.00	2.40		
05 Total communication service	980.00	980.00	576.31		

1 Shortened grade for Indian Service.

Estimates of appropriations required for the service of the fiscal year ending June 30, 1927—Continued

General object (title of appropriation), date of acts, references to Statutes at Large, or to Revised Statutes, and estimated amount required for each detailed object				Total amount to be appropriated under each head of appropriation	Amount appropriated for the fiscal year ending June 30, 1926
Relieving Distress, and Prevention, etc., of Diseases among Indians—Continued.					
	Estimated expenditures, 1927 appropriation	Estimated expenditures, 1926 appropriation	Expended and obligated, 1925		
RECAPITULATION—continued					
Travel expenses:					
0615 Transportation.....	\$10,210.00	\$10,210.00	\$9,008.85		
0616 Subsistence.....	18,000.00	21,500.00	20,167.00		
06 Total travel expenses.....	28,210.00	31,710.00	29,176.85		
07 Transportation of things (service).....	5,250.00	5,135.00	4,073.14		
08 Printing, binding, photographing, etc.....			19.58		
10 Furnishing of heat, light, power, water, and electricity (service).....	8,800.00	8,625.00	7,681.35		
11 Rents.....	595.00	595.00	533.43		
12 Repairs and alterations.....	55,300.00	50,395.00	46,545.65		
13 Special and miscellaneous expenses.....	7,825.00	11,205.00	5,355.53		
22 Grants, subsidies, and contributions.....	3,600.00	3,600.00	2,182.65		
Equipment:					
3000 Passenger-carrying vehicles.....		2,000.00	4,570.98		
3010 Furniture, furnishings, and fixtures.....	17,400.00	22,500.00	13,950.57		
3020 Educational, scientific, and recreational equipment.....	300.00	1,800.00	151.29		
3040 Livestock.....	1,575.00	1,950.00	1,967.57		
3050 Other equipment.....	15,895.00	19,410.00	3,364.95		
30 Total equipment.....	35,170.00	47,660.00	24,005.36		
32 Structures and parts and nonstructural improvements to land.....			4,819.79		
Reserve.....		18,000.00			
Total.....	675,000.00	700,000.00	554,266.96		
[Fort Lapwai Sanatorium, Idaho, Girls' Dormitory—]					
For constructing and equipping a girls' dormitory for the housing of patients being treated for tuberculosis in the Fort Lapwai Sanatorium, Idaho, in accordance with the provisions of the act of June 7, 1924 (Forty-third Statutes at Large, page 533) (act Mar. 3, 1925, vol. 43, p. 1159).....					\$50,000.00
		Estimated expenditures, 1926 appropriation			
32 Structures and parts and nonstructural improvements.....		50,000			
Asylum for Insane Indians, Canton, S. Dak.—					
For the equipment and maintenance of the asylum for insane Indians at Canton, South Dakota, for incidental and all other expenses necessary for its proper conduct and management, including pay of employees, repairs, improvements, and for necessary expense of transporting insane Indians to and from said asylum, including the purchase of approximately two hundred and ten acres of land [\$47,000; for deep well, \$3,000; in all] (acts Mar. 1, 1899, vol. 30, p. 941, sec. 1; May 31, 1900, vol. 31, p. 239, sec. 1; Mar. 3, 1925, vol. 43, p. 1159).....				\$90,000.00	50,000.00
	Estimated expenditures, 1927 appropriation	Estimated expenditures, 1926 appropriation	Expended and obligated, 1925		
Field service:					
Salaries and wages—					
Salary range, \$3,000 to \$3,600; average, \$3,300—	Average—	Average—	Average—		
Superintendent.....	No. 1 Salary \$3,000	No. 1 Salary \$3,000	No. 1 Salary \$3,000		
Salary range, \$1,320 to \$1,680; average, \$1,500—					
Financial clerk.....	1 1,320	1 1,320	1 1,320		
Engineer.....	1 1,320	1 1,320	1 1,320		
Salary range, \$1,200 to \$1,500; average, \$1,350—					
Farmer.....	1 1,200	1 1,200	1 1,200		
Salary range, \$900 to \$1,200; average, \$1,080—					
Matron.....	1 1,020	1 1,020	1 1,020		
Salary range, \$780 to \$1,140; average, \$960—					
Laundress.....	1 780	1 780	1 780		
Cooks.....	2 900	2 900	2 900		
Salary range, \$900 to \$1,140; average, \$1,020—					
Seamstress.....	1 900	1 900	1 900		
Ungraded—					
Laborers.....	13 863	13 863	10 864		
01 Total average number of employees.....	22	22	19		
01 Total salaries and wages.....	22,560.00	22,560.00	19,970.75		
1 Shortened grade for Indian Service.					

Estimates of appropriations required for the service of the fiscal year ending June 30, 1927—Continued

General object (title of appropriation), date of acts, references to Statutes at Large, or to Revised Statutes, and estimated amount required for each detailed object

Total amount to be appropriated under each head of appropriation

Amount appropriated for the fiscal year ending June 30, 1926

Asylum for Insane Indians, Canton, S. Dak.—Continued.

	Estimated expenditures, 1927 appropriation	Estimated expenditures, 1926 appropriation	Expended and obligated, 1926
Supplies and materials:			
0210 Medical and hospital supplies.....	\$400.00	\$400.00	\$232.06
0230 Fuel.....	2,800.00	2,700.00	2,993.74
0240 Wearing apparel and sewing supplies.....	1,600.00	1,650.00	1,549.75
0250 Forage and other supplies for animals.....	3,300.00	3,000.00	3,194.48
0260 Provisions.....	7,500.00	7,500.00	7,329.43
0280 Sundry supplies.....	850.00	600.00	1,090.39
02 Total supplies and materials.....	16,450.00	15,850.00	16,395.85
Communication service:			
0500 Telegraph service.....	50.00	50.00	3.86
0510 Telephone service.....	50.00	50.00	45.00
0520 Other communication service.....			4.00
05 Total communication service.....	100.00	100.00	52.86
06 Travel expense.....	400.00	400.00	315.25
07 Transportation of things (service).....	50.00	50.00	17.96
10 Furnishing of heat, light, power, water, and electricity (service).....	1,000.00	1,000.00	961.05
11 Rents.....	140.00	140.00	140.00
12 Repairs and alterations.....	5,100.00	3,000.00	2,463.17
13 Special and miscellaneous expenses.....	100.00	100.00	20.39
22 Grants, subsidies, and contributions.....	300.00	300.00	100.00
Equipment:			
3010 Furniture, furnishings, and fixtures.....	1,000.00	1,200.00	813.34
3020 Educational, scientific, and recreational equipment.....	200.00	100.00	25.95
3040 Livestock.....	200.00	1,000.00	21.00
3050 Other equipment.....	400.00	200.00	75.77
30 Total equipment.....	1,800.00	2,500.00	936.06
31 Land and interest in land.....	42,000.00		
32 Structures and parts and nonstructural improvements to land.....		3,000.00	
Reserve.....		1,000.00	
Total.....	90,000.00	50,000.00	41,373.34

For general support and civilization of Indians, including pay of employees, in not to exceed the following amounts, respectively:

Support of Indians in Arizona—

In Arizona, [\$200,000] \$185,000 (acts June 21, 1906, vol. 35, p. 332, sec. 1; Feb. 14, 1920, vol. 41, p. 415, sec. 2; Mar. 3, 1925, vol. 43, p. 1159)-----

\$185,000.00

	Estimated expenditures, 1927 appropriation	Estimated expenditures, 1926 appropriation	Expended and obligated, 1925
Field service:			
Salaries and wages—			
Salary range, \$2,400 to \$3,000; average, \$2,700—			
Physician.....	No. 1 Salary \$2,400	No. 1 Salary \$2,400	No. 1 Salary \$2,400
Supervisor of Indian employment.....	1 2,400	1 2,400	1 2,400
Salary range, \$2,100 to \$2,700; average, \$2,400—			
Physicians.....	2 2,100	2 2,100	2 2,100
Superintendent and physician.....	1 2,100	1 2,100	1 2,100
Salary range, \$1,860 to \$2,400; average, \$2,100—			
Physicians.....	7 1,894	7 1,894	7 1,894
Chief clerk.....	1 1,860	1 1,860	1 1,860
Salary range, \$1,680 to \$2,040; average, \$1,860—			
Chief clerks.....	2 1,680	2 1,680	2 1,680
Clerks.....	2 1,680	2 1,680	2 1,680
Salary range, \$1,500 to \$1,860; average, \$1,680—			
Chief clerks.....	2 1,500	2 1,500	2 1,500
Nurses.....	3 1,500	3 1,500	3 1,500
Salary range, \$1,500 to \$1,860; average, \$1,680—			
Nurse (camp hospital).....	1 1,500	1 1,500	1 1,500
Financial clerk.....	1 1,500	1 1,500	1 1,500
Overseer of Indian employment.....	1 1,500	1 1,500	1 1,500
Salary range, \$1,320 to \$1,680; average, \$1,500—			
Clerks.....	6 1,320	6 1,320	6 1,320
Clerks, property.....	2 1,320	2 1,320	2 1,320
Financial clerks.....	2 1,320	2 1,320	2 1,320
Sawyer.....	1 1,320	1 1,320	1 1,320
Engineer.....	1 1,320	1 1,320	1 1,320
Miller.....	1 1,440	1 1,440	1 1,440
Clerk-stenographer.....	1 1,320	1 1,320	1 1,320
Stockman.....	1 1,320	1 1,320	1 1,320
Salary range, \$1,440 to \$1,680; average, \$1,560 ¹ —			
Blacksmith.....	1 1,440	1 1,440	1 1,440
Carpenters (head).....	2 1,440	2 1,440	2 1,440

¹ Shortened grade for Indian Service.

Estimates of appropriations required for the service of the fiscal year ending June 30, 1927—Continued

General object (title of appropriation), date of acts, references to Statutes at Large, or to Revised Statutes, and estimated amount required for each detailed object				Total amount to be appropriated under each head of appropriation		Amount appropriated for the fiscal year ending June 30, 1925	
Support of Indians in Arizona—Continued							
	Estimated expenditures, 1927 appropriation		Estimated expenditures, 1926 appropriation		Expended and obligated, 1925		
Field service—Continued.							
Salaries and wages—Continued.							
Salary range, \$1,200 to \$1,500; average, \$1,350 ¹ —							
Farmers.....	No. 4	Average—Salary \$1,200	No. 4	Average—Salary \$1,200	No. 4	Average—Salary \$1,200	
Matron (head).....	1	1,200	1	1,200	1	1,200	
Salary range, \$1,140 to \$1,500; average, \$1,320—							
Financial clerks.....	3	1,140	3	1,140	3	1,140	
Carpenters.....	3	1,140	3	1,140	3	1,140	
Stockman.....	1	1,140	1	1,140	1	1,140	
Assistant clerk.....	1	1,140	1	1,140	1	1,140	
Salary range, \$1,140 to \$1,320; average, \$1,230 ¹ —							
Assistant engineers.....	3	1,140	3	1,140	3	1,140	
Salary range, \$1,260 to \$1,500; average, \$1,380 ¹ —							
General mechanic.....	1	1,200	1	1,200	1	1,200	
Salary range, \$900 to \$1,260; average, \$1,080—							
Cooks.....	2	900	2	900	2	900	
Salary range, \$1,020 to \$1,260; average, \$1,140 ¹ —							
Blacksmiths.....	3	1,060	3	1,060	3	1,060	
Salary range, \$780 to \$1,140; average, \$960—							
Laundresses.....	2	780	2	780	2	780	
Assistant blacksmith.....	1	960	1	960	1	960	
Assistant stockman.....	1	780	1	780	1	780	
Interpreter.....	1	780	1	780	1	960	
Assistant.....	1	780	1	780	1	780	
Salary range, \$900 to \$1,140; average, \$1,020 ¹ —							
Seamstress.....	1	900	1	900	1	900	
Salary range, \$600 to \$780; average, \$690—							
Watchman helper.....	1	600	1	600	1	600	
Ungraded—							
Laborers.....	12	890	12	890	16	870	
Laborers and acting interpreters.....	3	900	3	900	3	900	
Physicians (contract).....	2	860	2	860	2	890	
Total average number of employees.....	89 ¹ / ₂		89 ¹ / ₂		93 ¹ / ₂		
Total salaries and wages, field service.....		113,635.00		113,635.00		117,115.00	
Miscellaneous and temporary labor, \$4 to \$1 per diem.....		5,000.00		5,000.00		8,494.43	
01 Total salaries and wages.....		118,635.00		118,635.00		125,609.43	
Supplies and materials:							
0200 Stationery and office supplies.....		50.00				22.53	
0210 Medical and hospital supplies.....		3,500.00		3,500.00		3,443.30	
0230 Fuel.....		11,500.00		12,000.00		12,177.04	
0240 Wearing apparel and sewing supplies.....		1,500.00		2,000.00		1,240.64	
0250 Forage and other supplies for animals.....		8,000.00		8,000.00		9,212.64	
0260 Provisions.....		6,000.00		6,000.00		7,807.43	
0280 Sundry supplies.....		2,500.00		3,500.00		3,318.34	
02 Total supplies and materials.....		33,050.00		35,000.00		37,221.92	
Communication service:							
0500 Telegraph service.....		50.00		50.00		57.31	
0510 Telephone service.....		325.00		325.00		391.68	
0520 Other communication service.....		25.00		25.00		11.95	
05 Total communication service.....		400.00		400.00		460.94	
Travel expenses:							
0615 Transportation.....		4,000.00		4,500.00		4,208.87	
0616 Subsistence.....		500.00		500.00		480.75	
06 Total travel expenses.....		4,500.00		5,000.00		4,689.62	
07 Transportation of things (service).....		9,000.00		10,000.00		9,948.56	
Printing, binding, photographing, etc.:							
0800 Printing and binding.....						7.00	
0830 Photographing and blue prints.....						65.42	
08 Total printing, binding, photographing, etc.....						72.42	
09 Furnishing of heat, light, power, water, and electricity (service).....		3,000.00		3,000.00		2,925.12	
11 Rents.....						40.00	
12 Repairs and alterations.....		6,000.00		6,300.00		18,604.28	
13 Special and miscellaneous expenses.....		915.00		1,799.00		3,124.17	
22 Grants, subsidies, and contributions.....		500.00		500.00		483.00	
Equipment:							
3000 Passenger-carrying vehicles.....				800.00		1,158.44	
3010 Furniture, furnishings, and fixtures.....		1,500.00		1,500.00		1,849.23	
3020 Educational, scientific, and recreational equipment.....						68.40	
3040 Livestock.....		500.00		400.00		362.50	
3050 Other equipment.....		4,000.00		4,000.00		8,995.91	
30 Total equipment.....		6,000.00		6,700.00		12,434.48	
32 Structures and parts and nonstructural improvements to land.....		3,000.00				26,124.14	
Total.....		185,000.00		187,334.00		241,738.08	

¹ Shortened grade for Indian Service.

Estimates of appropriations required for the service of the fiscal year ending June 30, 1927—Continued

General object (title of appropriation), date of acts, references to Statutes at Large, or to Revised Statutes, and estimated amount required for each detailed object				Total amount to be appropriated under each head of appropriation	Amount appropriated for the fiscal year ending June 30, 1926
Support of Indians in California— In California, [\$55,000] \$54,000 (acts July 31, 1854, vol. 10, p. 332, sec. 3; Mar. 3, 1925, vol. 43, p. 1159)-----				\$54,000.00	
	Estimated expenditures, 1927 appropriation	Estimated expenditures, 1926 appropriation	Expended and obligated, 1925		
Field service:					
Salaries and wages—					
Salary range, \$1,860 to \$2,400; average, \$2,100—					
Physicians.....	Average— No. 2½ Salary \$1,969	Average— No. 2½ Salary \$1,969	Average— No. 2½ Salary \$1,969		
Salary range, \$1,680 to \$2,040; average, \$1,860—					
Chief clerk.....	1 1,680	1 1,680	1 1,680		
Field clerk.....	1 1,680	1 1,680	1 1,680		
Salary range, \$1,500 to \$1,860; average, \$1,680—					
Clerks.....	1½ 1,500	1½ 1,500	1½ 1,500		
Financial clerk.....	1 1,500	1 1,500	1 1,500		
Nurse.....	1 1,500	1 1,500	1 1,500		
Salary range, \$1,320 to \$1,680; average, \$1,500—					
Financial clerk.....	1½ 1,320	1½ 1,320	1½ 1,320		
Engineer.....	1 1,320	1 1,320	1 1,320		
Clerk.....	1 1,380	1 1,380	1 1,380		
Salary range, \$1,140 to \$1,500; average, \$1,320—					
Property clerk.....	1 1,140	1 1,140	1 1,140		
Salary range, \$1,140 to \$1,320; average, \$1,320—					
Assistant engineer.....	1 1,140	1 1,140	1 1,140		
Salary range, \$900 to \$1,260; average, \$1,080—					
Cook.....	1 1,020	1 1,020	1½ 1,020		
Salary range, \$600 to \$780; average, \$690—					
Ferryman.....	1 600	1 600	1 600		
Ungraded—					
Physicians (contract).....	6½ 412	6½ 412	5½ 780		
Laborers.....	8 952	8 952	7½ 937		
Total average number of employees.....	28½	28½	26½		
Total salaries and wages.....	29,475.00	29,475.00	30,210.96		
Supplies and materials:					
0200 Stationery and office supplies.....	50.00	50.00			
0210 Medical and hospital supplies.....	3,000.00	2,500.00	2,436.59		
0230 Fuel.....	4,500.00	4,500.00	5,065.08		
0240 Wearing apparel and sewing supplies.....	800.00	600.00	561.01		
0250 Forage and other supplies for animals.....	850.00	800.00	804.00		
0260 Provisions.....	5,000.00	4,000.00	6,035.66		
0280 Sundry supplies.....	500.00	200.00	550.06		
Total supplies and materials.....	14,700.00	12,650.00	15,452.40		
Communication service:					
0500 Telegraph service.....	25.00	25.00	14.34		
0510 Telephone service.....	600.00	600.00	573.35		
0520 Other communication service.....	25.00	25.00	20.50		
Total communication service.....	650.00	650.00	608.19		
Travel expense.....	1,700.00	1,700.00	1,734.93		
Transportation of things (service).....	800.00	800.00	723.29		
Printing, binding, photographing, etc.....			18.87		
Furnishing of heat, light, power, water, and electricity (service).....	2,000.00	2,000.00	2,158.43		
Repairs and alterations.....	3,200.00	2,500.00	3,198.69		
Special and miscellaneous expenses.....	200.00	142.00	890.42		
Grants, subsidies, and contributions.....	500.00	500.00	548.80		
Equipment:					
3000 Passenger-carrying vehicles.....			425.00		
3010 Furniture, furnishings, and fixtures.....	400.00	800.00	761.38		
3050 Other equipment.....	375.00	300.00	208.47		
Total equipment.....	775.00	1,100.00	1,394.85		
Structures and parts and nonstructural improvements to land.....			824.93		
Total.....	54,000.00	51,517.00	57,764.76		

¹ Shortened grade for Indian Service.

Estimates of appropriations required for the service of the fiscal year ending June 30, 1927—Continued

General object (title of appropriation), date of acts, references to Statutes at Large, or to Revised Statutes, and estimated amount required for each detailed object				Total amount to be appropriated under each head of appropriation	Amount appropriated for the fiscal year ending June 30, 1926
Support of Seminole Indians in Florida— Seminole Indians of Florida, [\$15,000] \$14,000 (acts Apr. 4, 1910, vol. 36, p. 274, sec. 6; Mar. 3, 1925, vol. 43, p. 1159)				\$14,000.00	
	Estimated expenditures, 1927 appropriation	Estimated expenditures, 1926 appropriation	Expended and obligated, 1925		
Field service:					
Salaries and wages—	Average—	Average—	Average—		
Salary range, \$2,100 to \$2,700; average, \$2,400—	No. Salary	No. Salary	No. Salary		
Special commissioner to negotiate with Indians	1 \$2,300.00	1 \$2,300.00	1 \$2,300.00		
Salary range, \$600 to \$780; average, \$690—					
Laborer	1 1,140.00	1 1,140.00	1 1,140.00		
Total average number of employees	2	2	2		
Total salaries and wages, field service	3,440.00	3,440.00	3,440.00		
Miscellaneous and temporary labor, \$4 to \$1 per diem	1,500.00	1,500.00	1,054.01		
01 Total salaries and wages	4,940.00	4,940.00	4,494.01		
Supplies and materials:					
0210 Medical and hospital supplies	500.00	500.00	457.95		
0230 Fuel	250.00	300.00	211.72		
0240 Wearing apparel and sewing supplies	150.00	150.00	30.70		
0250 Forage and other supplies for animals	500.00	500.00	81.60		
0260 Provisions	300.00	300.00	195.36		
02 Total supplies and materials	1,700.00	1,750.00	977.33		
05 Communication service	50.00	50.00	4.50		
Travel expenses:					
0615 Transportation	500.00	500.00	586.78		
0616 Subsistence	500.00	500.00	637.50		
06 Total travel expenses	1,000.00	1,000.00	1,224.28		
10 Furnishing of heat, light, power, water, and electricity (service)	100.00	100.00	22.50		
12 Repairs and alterations	450.00	500.00	635.55		
13 Special and miscellaneous expenses	410.00	610.00	748.03		
22 Grants, subsidies, and contributions	100.00	100.00	68.00		
Equipment:					
3010 Furniture, furnishings, and fixtures	100.00		50.00		
3040 Livestock	5,000.00	5,000.00			
3050 Other equipment	200.00		689.50		
30 Total equipment	5,300.00	5,000.00	739.50		
Total	14,000.00	14,050.00	8,913.70		
Support of Indians, Fort Hall Reservation, Idaho— Fort Hall Reservation, Idaho, [\$18,000] \$17,000 (acts Mar. 3, 1887, vol. 19, p. 292, sec. 1; Mar. 3, 1925, vol. 43, p. 1159)				17,000.00	
	Estimated expenditures, 1927 appropriation	Estimated expenditures, 1926 appropriation	Expended and obligated, 1925		
Field service:					
Salaries and wages—	Average—	Average—	Average—		
Salary range, \$3,000 to \$3,600; average, \$3,300—	No. Salary	No. Salary	No. Salary		
Superintendent	1 \$3,000	1 \$3,000	1 \$3,000		
Salary range, \$1,680 to \$2,040; average, \$1,860—					
Clerk	1 1,680	1 1,680	1 1,680		
Salary range, \$1,500 to \$1,860; average, \$1,680—					
Lease clerk	1 1,500	1 1,500	1 1,500		
Salary range, \$1,320 to \$1,680; average, \$1,500—					
Financial clerk	1 1,320	1 1,320	1 1,320		
Stockman (head)	1 1,320	1 1,320	1 1,320		
Salary range, \$1,140 to \$1,500; average, \$1,320—					
Assistant clerk			1 1,140		
Salary range, \$780 to \$1,140; average, \$960—					
Interpreter	1 780	1 780	1 780		
Salary range, \$1,200 to \$1,500; average, \$1,350—					
Farmers	2 1,200	2 1,200	2 1,200		
Ungraded—					
Laborer	1 960	1 960	1 960		
Miscellaneous and temporary labor	4,500	4,500	4,264.90		
Total average number of employees	8½	8½	9½		
01 Total salaries and wages	16,460.00	16,460.00	17,364.90		
Supplies and materials:					
0200 Stationery and office supplies	50.00	20.00	20.00		
0210 Medical and hospital supplies	50.00	50.00	2.94		
0250 Forage and other supplies for animals	50.00	50.00	29.75		
0260 Provisions	200.00	100.00			
02 Total supplies and materials	350.00	220.00	52.69		
13 Special and miscellaneous expenses	190.00	180.00			
Total	17,000.00	16,860.00	17,417.55		

¹ Shortened grade for Indian Service.

Estimates of appropriations required for the service of the fiscal year ending June 30, 1927—Continued

General object (title of appropriation), date of acts, references to Statutes at Large, or to Revised Statutes, and estimated amount required for each detailed object				Total amount to be appropriated under each head of appropriation	Amount appropriated for the fiscal year ending June 30, 1926
Support of Choctaws in Mississippi— Full-blood Choctaw Indians, of Mississippi, [\$10,500] \$9,300 (acts May 25, 1918, vol. 40, p. 573, sec. 9; Mar. 3, 1925, vol. 43, p. 1159)-----				\$9,300.00	
	Estimated expenditures, 1927 appropriation	Estimated expenditures, 1926 appropriation	Expended and obligated, 1926		
Field service:					
Salaries and wages—	Average—	Average—	Average—		
Salary range, \$2,100 to \$2,700; average, \$2,400—	No. 1 Salary \$2,300	No. 1 Salary \$2,300	No. 1 Salary \$2,300		
Special agent.....	1 1,500	1 1,500	1 1,500		
Salary range, \$1,500 to \$1,800; average, \$1,650—					
Clerk.....	1 1,140	1 1,140	1 1,140		
Salary range, \$1,140 to \$1,500; average, \$1,320—					
Financial clerk.....	1 1,200	1 1,200	1 1,200		
Salary range, \$1,200 to \$1,500; average, \$1,350— ¹					
Farmer.....	4	4	4		
Total average number of employees.....	6,140.00	6,140.00	6,140.00		
Total salaries and wages, field service.....			1,126.90		
Miscellaneous and temporary labor, \$4 to \$1 per diem.....					
01 Total salaries and wages.....	6,140.00	6,140.00	7,266.90		
Supplies and materials:					
0210 Medical and hospital supplies.....	100.00	100.00	68.13		
0230 Fuel.....	500.00	500.00	502.98		
0240 Wearing apparel and sewing supplies.....	100.00	100.00	180.21		
0260 Provisions.....	300.00	400.00	407.53		
0280 Sundry supplies.....	100.00	100.00	100.37		
02 Total supplies and materials.....	1,100.00	1,200.00	1,239.22		
Communication service:					
0500 Telegraph service.....			7.54		
0510 Telephone service.....	50.00	50.00	58.95		
0520 Other communication service.....	25.00	25.00	2.70		
05 Total communication service.....	75.00	75.00	89.19		
Travel expenses:					
0615 Transportation.....	600.00	600.00	794.29		
0616 Subsistence.....	150.00	150.00	247.00		
06 Total travel expenses.....	750.00	750.00	1,041.29		
010 Furnishing of heat, light, power, water, and electricity (service).....	300.00	350.00	371.95		
12 Repairs and alterations.....	300.00	500.00	804.95		
13 Special and miscellaneous expenses.....	350.00	120.00	213.43		
22 Grants, subsidies, and contributions.....	200.00	200.00	177.30		
Equipment:					
3000 Passenger-carrying vehicles.....			212.77		
3010 Furniture, furnishings, and fixtures.....	300.00	350.00	279.99		
3050 Other equipment.....	100.00	150.00	6.00		
30 Total equipment.....	400.00	500.00	498.76		
Total.....	9,300.00	9,835.00	11,682.99		
¹ Shortened grade for Indian Service.					
Support of Indians, Fort Belknap Agency, Mont.— Fort Belknap Agency, Montana, [\$20,000] \$19,000 (acts Mar. 3, 1905, vol. 33, p. 1057, sec. 1; Mar. 3, 1925, vol. 43, p. 1159)-----				19,000.00	
	Estimated expenditures, 1927 appropriation	Estimated expenditures, 1926 appropriation	Expended and obligated, 1926		
Field service:					
Salaries and wages—	Average—	Average—	Average—		
Salary range, \$1,860 to \$2,400; average, \$2,100—	No. 2 Salary \$1,860	No. 2 Salary \$1,860	No. 1½ Salary \$1,860		
Physicians.....	1 1,680	1 1,680	1 1,680		
Salary range, \$1,860 to \$2,040; average, \$1,860—					
Clerk.....	1 1,320	1 1,320	1 1,320		
Salary range, \$1,320 to \$1,680; average, \$1,500—					
Clerk (property).....	1 1,320	1 1,320	1 1,320		
Engineer-sawyer.....	1 1,140	1 1,140	1 1,140		
Salary range, \$1,140 to \$1,500; average, \$1,320—					
Carpenter.....	1 1,140	1 1,140	1 1,140		
Salary range, \$1,020 to \$1,260; average, \$1,140—					
Blacksmith.....	1 900	1 900	1 900		
Ungraded—					
Laborer.....	8	8	7½		
Total average number of employees.....	11,220.00	11,220.00	10,910.00		
Total salaries and wages, field service.....			2,000.00		
Miscellaneous and temporary labor, \$4 to \$1 per diem.....			1,371.98		
01 Total salaries and wages.....	13,220.00	13,220.00	12,281.98		

Estimates of appropriations required for the service of the fiscal year ending June 30, 1927—Continued

General object (title of appropriation), date of acts, references to Statutes at Large, or to Revised Statutes, and estimated amount required for each detailed object				Total amount to be appropriated under each head of appropriation	Amount appropriated for the fiscal year ending June 30, 1926
<i>Support of Indians, Fort Belknap Agency, Mont.—Continued.</i>					
	Estimated expenditures, 1927 appropriation	Estimated expenditures, 1926 appropriation	Expended and obligated, 1925		
Supplies and materials:					
0200 Stationery and office supplies.....	\$20.00		\$5.00		
0210 Medical and hospital supplies.....	300.00	300.00	189.54		
0230 Fuel.....	625.00	600.00	623.33		
0260 Provisions.....	3,000.00	3,000.00	2,712.56		
0280 Sundry supplies.....	225.00	150.00	358.82		
02 Total supplies and materials.....	4,170.00	4,050.00	3,899.30		
Communication service:					
0500 Telegraph service.....			2.34		
0510 Telephone service.....	30.00	30.00	30.60		
05 Total communication service.....	30.00	30.00	32.94		
06 Travel expenses.....	100.00	100.00	140.63		
07 Transportation of things (service).....	30.00		28.08		
08 Printing, binding, photographing, etc.....			22.41		
12 Repairs and alterations.....	900.00	1,000.00	1,621.85		
13 Special and miscellaneous expenses.....	250.00	233.00			
Equipment:					
3010 Furniture, furnishings, and fixtures.....	100.00	50.00	74.89		
3040 Livestock.....	100.00		85.00		
3050 Other equipment.....	100.00	50.00	27.35		
30 Total equipment.....	300.00	100.00	187.24		
Total.....	19,000.00	18,733.00	18,204.43		

Support of Indians, Flathead Agency, Mont.—

Flathead Agency, Montana, **[\$14,000]** \$10,000 (acts May 17, 1882, vol. 22, p. 83, sec. 1; Mar. 3, 1925, vol. 43, p. 1159)

\$10,000.00

	Estimated expenditures, 1927 appropriation	Estimated expenditures, 1926 appropriation	Expended and obligated, 1925
Field service:			
Salaries and wages—			
Salary range, \$3,000 to \$3,600; average, \$3,300—			
Superintendent.....	Average— No. 1 Salary \$3,000	Average— No. 1 Salary \$3,000	Average— No. 1 Salary \$3,000
Salary range, \$1,860 to \$2,400; average, \$2,100—			
Chief clerk.....	1 2,000	1 2,000	1 2,000
Physician.....	1 1,860	1 1,860	1 1,860
Ungraded—			
Physician (contract).....	1 720	1 720	1 720
Total average number of employees.....	4	4	3½
01 Total salaries and wages.....	7,580.00	7,580.00	7,374.06
Supplies and materials:			
0200 Stationery and office supplies.....	300.00	50.00	
0210 Medical and hospital supplies.....		400.00	
0230 Fuel.....	700.00	1,000.00	5.00
0250 Forage and other supplies for animals.....	100.00	100.00	
0260 Provisions.....	500.00	1,000.00	92.00
0280 Sundry supplies.....	200.00	500.00	
02 Total supplies and materials.....	1,800.00	3,050.00	97.00
07 Transportation of things (service).....	100.00	100.00	30.90
10 Furnishing of heat, light, power, water, and electricity (service).....	350.00	500.00	158.40
12 Repairs and alterations.....		500.00	161.39
13 Special and miscellaneous expenses.....		847.00	
Equipment:			
3010 Furniture, furnishings, and fixtures.....	100.00	300.00	
3040 Livestock.....		100.00	37.50
3050 Other equipment.....	70.00	100.00	5.32
30 Total equipment.....	170.00	500.00	42.82
Total.....	10,000.00	13,077.00	7,864.57

Estimates of appropriations required for the service of the fiscal year ending June 30, 1927—Continued

General object (title of appropriation), date of acts, references to Statutes at Large, or to Revised Statutes, and estimated amount required for each detailed object				Total amount to be appropriated under each head of appropriation	Amount appropriated for the fiscal year ending June 30, 1926
<i>Support of Indians, Fort Peck Agency, Mont.—</i> Fort Peck Agency, Montana, [\$30,000] \$28,000 (acts Aug. 15, 1876, vol. 19, p. 195, sec. 1; Mar. 3, 1925, vol. 43, p. 1159) -----				\$28,000. 00	
	Estimated expenditures, 1927 appropriation	Estimated expenditures, 1926 appropriation	Expended and obligated, 1925		
Field service:					
Salaries and wages—	<i>Average—</i>	<i>Average—</i>	<i>Average—</i>		
Salary range, \$2,100 to \$2,700; average, \$2,400—	No. Salary	No. Salary	No. Salary		
Physician.....	1 2,100	1 2,100	1 2,100		
Salary range, \$1,860 to \$2,400; average, \$2,100—					
Physician.....	1 1,860	1 1,860	1 1,860		
Salary range, \$1,680 to \$2,040; average, \$1,860—					
Chief clerk.....	1 1,680	1 1,680	1 1,680		
General mechanic.....	1 1,680	1 1,680	1 1,680		
Superintendent of livestock.....	1 1,680	1 1,680	1 1,680		
Salary range, \$1,500 to \$1,860; average, \$1,680—					
Lease clerk.....	1 1,500	1 1,500	1 1,500		
Salary range, \$1,320 to \$1,680; average, \$1,500—					
Financial clerk (property).....	1 1,320	1 1,320	1 1,320		
Clerk.....	1 1,320	1 1,320	1 1,320		
Engineer.....	1 1,320	1 1,320	1 1,320		
Salary range, \$1,140 to \$1,500; average, \$1,320—					
Clerk.....	1 1,140	1 1,140	1 1,140		
Assistant clerk.....	1 1,140	1 1,140	1 1,140		
Salary range, \$900 to \$1,260; average, \$1,080—					
Assistant engineer (farmer).....	1 900	1 900	1 900		
Salary range, \$600 to \$780; average, \$690—					
Assistant (hospital).....	1 600	1 600	1 600		
Ungraded—					
Laborer.....	2 930	2 930	2 930		
Stableman.....	1 900	1 900	1 900		
Laborer-Interpreter.....	1 780	1 780	1 780		
Salary range, \$600 to \$780; average, \$690—					
Assistant.....			1 600		
Total average number of employees.....	17	17	17 ¹		
Total salaries and wages, field service.....	21,580.00	21,580.00	22,180.00		
Miscellaneous and temporary labor, \$4 to \$1 per diem.....			26.83		
01 Total salaries and wages.....	21,580.00	21,580.00	22,206.83		
Supplies and materials:					
0200 Stationery and office supplies.....			15.36		
0210 Medical and hospital supplies.....	400.00	500.00	780.25		
0230 Fuel.....	1,000.00	1,000.00	3,303.75		
0240 Wearing apparel and sewing supplies.....			77.47		
0250 Forage and other supplies for animals.....	250.00	500.00	480.00		
0260 Provisions.....	1,500.00	1,500.00	3,536.75		
0280 Sundry supplies.....	100.00	300.00	311.29		
02 Total supplies and materials.....	3,250.00	3,800.00	8,504.87		
Communication service:					
0500 Telegraph service.....			1.98		
0510 Telephone service.....	350.00	350.00	308.50		
05 Total communication service.....	350.00	350.00	310.48		
06 Travel expenses.....	400.00	400.00	628.59		
10 Furnishing of heat, light, power, water, and electricity (service).....	1,400.00	1,400.00	1,490.33		
12 Repairs and alterations.....	820.00	570.00	1,638.76		
Equipment:					
3010 Furniture, furnishings, and fixtures.....			535.88		
3050 Other equipment.....	200.00		32.31		
30 Total equipment.....	200.00		568.19		
Total.....	28,000.00	28,100.00	35,346.05		

¹ \$200 paid from other fund.

Estimates of appropriations required for the service of the fiscal year ending June 30, 1927—Continued

General object (title of appropriation), date of acts, references to Statutes at Large, or to Revised Statutes, and estimated amount required for each detailed object				Total amount to be appropriated under each head of appropriation	Amount appropriated for the fiscal year ending June 30, 1926
<i>Support of Indians, Blackfeet Agency, Mont.—</i> Blackfeet Agency, Montana [\$76,000] \$75,000 (acts Aug. 15, 1876, vol. 19, p. 178, sec. 1; Mar. 3, 1925, vol. 43, p. 1159)				\$75,000. 00	
	Estimated expenditures, 1927 appropriation	Estimated expenditures, 1926 appropriation	Expended and obligated, 1925		
Field service:					
Salaries and wages—					
Salary range, \$2,100 to \$2,700; average, \$2,400—					
Assistant superintendent and clerk	Average— No. 1 Salary \$2,100	Average— No. 1 Salary \$2,100	Average— No. 1 Salary \$2,100		
Salary range, \$1,860 to \$2,200; average, \$2,016—					
Special officer	1 1,860	1 1,860	1 1,860		
Salary range, \$1,680 to \$2,040; average, \$1,860—					
Clerk	1 1,680	1 1,680	1 1,680		
Salary range, \$1,500 to \$1,860; average, \$1,680—					
Clerk	1 1,500	1 1,500	1 1,500		
Lease clerk	1 1,500	1 1,500	1 1,500		
Salary range, \$1,320 to \$1,680; average, \$1,500—					
Clerk-stenographer	1 1,320	1 1,320	1 1,320		
Clerk	1 1,320	1 1,320	1 1,320		
Assistant property clerk	1 1,320	1 1,320	1 1,320		
Millers	2 1,380	2 1,380	2 1,380		
Salary range, \$1,140 to \$1,500; average, \$1,320—					
Carpenter	1 1,140	1 1,140	1 1,140		
Salary range, \$1,200 to \$1,500; average, \$1,350—					
General mechanic	1 1,200	1 1,200	1 1,200		
Salary range, \$900 to \$1,260; average, \$1,080—					
Interpreter and laborer	1 960	1 960	1 960		
Salary range, \$1,020 to \$1,260; average, \$1,140—					
Blacksmith	1 1,140	1 1,140	1 1,140		
Ungraded—					
Laborers	3 900	3 900	3 900		
Stableman	1 900	1 900	1 900		
Total average number of employees	18	18	18		
Total salaries and wages, field service	23,400.00	23,400.00	23,400.00		
Miscellaneous and temporary labor, \$5 to \$2 per diem	10,000.00	10,000.00	9,737.82		
01 Total salaries and wages	33,400.00	33,400.00	33,137.82		
Supplies and materials:					
0210 Medical and hospital supplies	3,000.00	2,000.00	2,248.48		
0230 Fuel	12,500.00	12,500.00	12,517.34		
0240 Wearing apparel and sewing supplies	2,500.00	2,500.00	3,155.22		
0250 Forage and other supplies for animals	800.00	700.00	744.53		
0260 Provisions	12,000.00	12,000.00	12,262.50		
0280 Sundry supplies	1,000.00	1,000.00	1,496.82		
02 Total supplies and materials	31,800.00	30,700.00	32,424.89		
Communication service:					
0500 Telegraph service	75.00	75.00	74.65		
0510 Telephone service	275.00	275.00	255.74		
0520 Other communication service			2.40		
05 Total communication service	350.00	350.00	332.79		
06 Travel expenses					
07 Transportation of things (service)	1,500.00	1,500.00	1,518.05		
08 Printing, binding, photographing, etc.	100.00	100.00	28.39		
10 Furnishing of heat, light, power, water, and electricity (service)			37.06		
12 Repairs and alterations	1,000.00	1,000.00	727.74		
13 Special and miscellaneous expenses	3,000.00	3,000.00	4,820.68		
22 Grants, subsidies, and contributions	50.00	87.00	10.00		
Equipment:					
3010 Furniture, furnishings, and fixtures	200.00	250.00	213.30		
3040 Live stock	1,000.00	300.00	1,353.04		
3050 Other equipment	600.00	300.00	200.00		
30 Total equipment	2,000.00	200.00	2,983.46		
Total	75,000.00	71,187.00	77,785.12		

¹ Shortened grade for Indian Service.

Estimates of appropriations required for the service of the fiscal year ending June 30, 1927—Continued

General object (title of appropriation), date of acts, references to Statutes at Large, or to Revised Statutes, and estimated amount required for each detailed object

Total amount to be appropriated under each head of appropriation

Amount appropriated for the fiscal year ending June 30, 1926

Support of Rocky Boy Band of Chippewas, Montana—

Rocky Boy Band of Chippewas and other indigent and homeless Indians in Montana, **[\$6,800]** \$10,000 (acts Apr. 30, 1908, vol. 35, p. 84, sec. 1; Mar. 3, 1925, vol. 43, p. 1159)

\$10,000.00

	Estimated expenditures, 1927 appropriation		Estimated expenditures, 1926 appropriation		Expended and obligated, 1925	
	Average— No.	Salary	Average— No.	Salary	Average— No.	Salary
Field service:						
Salaries and wages—						
Salary range, \$1,860 to \$2,400; average, \$2,100—						
Superintendent.....	1	\$1,860	1	\$1,860	1	\$1,860
Salary range, \$1,320 to \$1,680; average, \$1,500—						
Clerk.....	1	1,320	1	1,320	1	1,320
Ungraded—						
Physician (contract).....					1	780
Total average number of employees.....	2		1½		2½	
Total salaries and wages, field service.....		3,180.00		2,250.00		3,030.00
Miscellaneous and temporary labor, \$4 to \$1 per diem.....		1,000.00		800.00		378.41
01 Total salaries and wages.....		4,180.00		3,050.00		3,408.41
Supplies and materials:						
0210 Medical and hospital supplies.....		75.00		50.00		26.46
0230 Fuel.....		500.00		160.00		154.25
0250 Forage and other supplies for animals.....		350.00		150.00		149.73
0260 Provisions.....		3,600.00		2,000.00		1,542.32
0280 Sundry supplies.....		325.00		150.00		114.77
02 Total supplies and materials.....		4,850.00		2,510.00		1,987.53
06 Travel expense.....		50.00		50.00		45.23
07 Transportation of things (service).....		150.00		150.00		125.15
12 Repairs and alterations.....		500.00		500.00		892.37
Equipment:						
3000 Passenger-carrying vehicles.....						650.00
3050 - Other equipment.....		270.00		109.00		117.31
30 Total equipment.....		270.00		109.00		767.31
Total.....		10,000.00		6,369.00		7,226.00

Support of Indians in Nevada—

In Nevada, **[\$25,000]** \$24,000 (acts July 17, 1862, vol. 12, p. 629, sec. 1; Mar. 3, 1925, vol. 43, p. 1159)

24,000.00

	Estimated expenditures, 1927 appropriation		Estimated expenditures, 1926 appropriation		Expended and obligated, 1925	
	Average— No.	Salary	Average— No.	Salary	Average— No.	Salary
Field service:						
Salaries and wages—						
Salary range, \$1,860 to \$2,400; average, \$2,100—						
Physician.....	1	\$1,860	1	\$1,860	1	\$1,860
Chief clerk.....	1	1,860	1	1,860	1	1,860
Salary range, \$1,680 to \$2,040; average, \$1,860—						
Chief clerk.....	1	1,680	1	1,680	1	1,680
Salary range, \$1,320 to \$1,680; average, \$1,500—						
Clerk.....	1	1,320	1	1,320	1½	1,320
Salary range, \$1,200 to \$1,500; average, \$1,350—						
General mechanic.....	1½	1,200	1½	1,200	1½	1,200
Salary range, \$1,140 to \$1,500; average, \$1,320—						
Clerk-stenographer.....	1	1,320	1	1,320	1	1,320
Ungraded—						
Laborers.....	2	900	2	900	1½	900
Total average number of employees.....	8		8		7½	
01 Total salaries and wages.....		10,710.00		10,710.00		9,131.97
Supplies and materials:						
0200 Stationery and office supplies.....		50.00				15.10
0210 Medical and hospital supplies.....		2,000.00		2,000.00		708.34
0230 Fuel.....		800.00		800.00		801.38
0240 Wearing apparel and sewing supplies.....		1,250.00		1,200.00		62.49
0260 Provisions.....		4,300.00		4,000.00		2,717.24
0280 Sundry supplies.....		440.00		450.00		191.07
02 Total supplies and materials.....		8,840.00		8,450.00		4,495.62
Communication service:						
0500 Telegraph service.....		25.00		25.00		20.58
0510 Telephone service.....		175.00		175.00		104.63
0520 Other communication service.....		25.00		25.00		4.00
05 Total communication service.....		225.00		225.00		189.21

Estimates of appropriations required for the service of the fiscal year ending June 30, 1927—Continued

General object (title of appropriation), date of acts, references to Statutes at Large, or to Revised Statutes, and estimated amount required for each detailed object				Total amount to be appropriated under each head of appropriation	Amount appropriated for the fiscal year ending June 30, 1926
<i>Support of Indians in Nevada—Continued.</i>					
	Estimated expenditures, 1927 appropriation	Estimated expenditures, 1926 appropriation	Expended and obligated, 1926		
Travel expenses:					
0615 Transportation.....	\$900.00	\$900.00	\$885.46		
0616 Subsistence.....	200.00	200.00	157.50		
06 Total travel expenses.....	1,100.00	1,100.00	1,042.96		
07 Transportation of things (service).....	500.00	500.00	448.17		
10 Furnishing of heat, light, power, water, and electricity (service).....	250.00	250.00	166.29		
12 Repairs and alterations.....	1,750.00	1,500.00	1,015.04		
13 Special and miscellaneous expenses.....	125.00	82.00	72.79		
22 Grants, subsidies, and contributions.....	100.00	100.00	22.10		
Equipment:					
3010 Furniture, furnishings, and fixtures.....	150.00	200.00	58.47		
3050 Other equipment.....	250.00	300.00	67.00		
30 Total equipment.....	400.00	500.00	125.47		
32 Structures and parts and nonstructural improvements to land.....			765.38		
Total.....	24,000.00	23,417.00	17,475.00		

Support and Civilization of Indians in New Mexico—

In New Mexico, **[\$160,000]** \$150,000 (acts June 21, 1906, vol. 34, p. 332, sec. 1; Feb. 14, 1920, vol. 41, p. 422, sec. 13; Mar. 3, 1925, vol. 43, p. 1159) -- \$150,000.00

	Estimated expenditures, 1927 appropriation	Estimated expenditures, 1926 appropriation	Expended and obligated, 1926
Field service:			
Salaries and wages—			
Salary range, \$6,000 to \$7,500; average, \$6,750—			
Special commissioner to negotiate with Indians.....	No. 1 Salary \$6,000	No. 1 Salary \$6,000	No. 1 Salary \$6,000
Salary range, \$2,400 to \$3,000; average, \$2,700—			
Superintendent.....	1 2,400	1 2,400	1 2,400
Superintendent and physician.....	1 2,400	1 2,400	1 2,400
Salary range, \$2,100 to \$2,700; average, \$2,400—			
Superintendent and physician.....	2 2,100	2 2,100	2 2,100
Physicians.....	6 1,860	6 1,860	6 1,860
Salary range, \$1,860 to \$2,400; average, \$2,100—			
Physicians.....	1 1,860	1 1,860	1 1,860
Clerk.....	1 1,680	1 1,680	1 1,680
Salary range, \$1,680 to \$2,040; average, \$1,860—			
Clerk.....	3 1,680	3 1,680	3 1,680
General mechanic.....	1 1,680	1 1,680	1 1,680
Salary range, \$1,500 to \$1,860; average, \$1,680—			
Chief clerks.....	2 1,500	2 1,500	2 1,500
Financial clerk (chief).....	1 1,680	1 1,680	1 1,680
Nurse.....	1 1,500	1 1,500	1 1,500
Salary range, \$1,440 to \$1,680; average, \$1,560—			
Carpenters (head).....	2 1,440	2 1,440	2 1,440
Salary range, \$1,320 to \$1,680; average, \$1,500—			
Financial clerks.....	4 1,350	4 1,350	3 1,360
Sawyer and engineer.....	1 1,320	1 1,320	1 1,320
Sawyer.....	1 1,320	1 1,320	1 1,320
Engineer.....	1 1,320	1 1,320	1 1,320
Superintendent of livestock.....	1 1,440	1 1,440	1 1,440
Clerks.....	2 1,380	2 1,380	3 1,360
Assistant clerks (property).....	1 1,320	1 1,320	2 1,320
Salary range, \$1,200 to \$1,500; average, \$1,350—			
General mechanics.....	3 1,220	3 1,220	3 1,220
Stockman.....	1 1,200	1 1,200	1 1,200
Farmer.....	1 1,260	1 1,260	1 1,260
Salary range, \$1,140 to \$1,500; average, \$1,320—			
Carpenters.....	2 1,140	2 1,140	2 1,140
Financial clerk.....	1 1,140	1 1,140	1 1,140
Clerks.....	4 1,140	4 1,140	4 1,140
Stockman.....	1 1,140	1 1,140	1 1,140
Salary range, \$1,140 to \$1,320; average, \$1,320—			
Laborer-assistant engineer.....			1 1,140
Salary range, \$1,020 to \$1,260; average, \$1,140—			
Blacksmith.....	1 1,020	1 1,020	1 1,020
Laborer-blacksmith.....			1 1,020
Salary range, \$900 to \$1,140; average, \$1,020—			
Custodian of antiquities.....	1 900	1 900	1 900
Salary range, \$780 to \$1,140; average, \$1,080—			
Interpreter.....	1 780	1 780	1 780
Salary range, \$600 to \$780; average, \$690—			
Assistants.....	2 600	2 600	2 600
Lineriders.....			4 600
Interpreters.....	2 600	2 600	3 600
Laborers and acting interpreters.....	2 690	2 690	2 690

¹ Shortened grade for Indian Service.

Estimates of appropriations required for the service of the fiscal year ending June 30, 1927—Continued

General object (title of appropriation), date of acts, references to Statutes at Large, or to Revised Statutes, and estimated amount required for each detailed object	Total amount to be appropriated under each head of appropriation	Amount appropriated for the fiscal year ending June 30, 1926
--	--	--

Support and Civilization of Indians in New Mexico—Continued.

	Estimated expenditures, 1927 appropriation	Estimated expenditures, 1926 appropriation	Expended and obligated, 1925
Field service—Continued.			
Salaries and wages—Continued.			
Salary range, \$480 to \$600; average, \$540 ¹ —	<i>Average—</i>	<i>Average—</i>	<i>Average—</i>
Assistant.....	No. 1 Salary \$480	No. 1 Salary \$480	No. 1 Salary \$480
Ungraded—			
Teamsters.....	2 770	2 770	2 900
Stablemen.....	2 900	2 900	2 900
Physicians (contract).....	2 720	2 720	2 780
Laborer-interpreters.....	2 780	2 780	2 780
Watchman.....	1 900	1 900	1 900
Laborers.....	9 783	9 783	9 833
Total average number of employees.....	73	73	81
Total salaries and wages, field service.....	93,630.00	93,630.00	100,860.00
Miscellaneous and temporary labor, \$4 to \$1 per diem.....	6,000.00	6,000.00	10,253.21
01 Total salaries and wages.....	99,630.00	99,630.00	111,113.21
Supplies and materials:			
0200 Stationery and office supplies.....	50.00	50.00	18.82
0210 Medical and hospital supplies.....	3,500.00	3,500.00	3,376.73
0220 Scientific and educational supplies.....	100.00	100.00	93.85
0230 Fuel.....	9,500.00	9,500.00	9,434.40
0240 Wearing apparel and sewing supplies.....	400.00	500.00	270.95
0250 Forage and other supplies for animals.....	3,500.00	4,000.00	4,170.97
0260 Provisions.....	7,000.00	7,500.00	5,731.84
0280 Sundry supplies.....	5,000.00	3,500.00	5,062.08
02 Total supplies and materials.....	29,050.00	28,550.00	28,159.64
Communication service:			
0500 Telegraph service.....	75.00	75.00	56.95
0510 Telephone service.....	500.00	500.00	514.12
0520 Other communication service.....	25.00	25.00	21.37
05 Total communication service.....	600.00	600.00	592.44
Travel expenses:			
0615 Transportation.....	2,800.00	3,000.00	2,786.82
0616 Subsistence.....	200.00	250.00	160.00
06 Total travel expenses.....	3,000.00	3,250.00	2,946.82
07 Transportation of things (service).....	3,000.00	3,000.00	2,807.40
Printing, binding, photographing, etc.:			
0800 Printing and binding.....			41.49
0830 Photographing and blue prints.....			59.75
08 Total printing, binding, photographing, etc.....			101.24
09 Advertising and publication of notices.....	100.00	100.00	90.00
10 Furnishing of heat, light, power, water, and electricity (service).....	1,200.00	1,200.00	1,410.60
12 Repairs and alterations.....	8,000.00	7,000.00	8,820.11
13 Special and miscellaneous expenses.....	420.00	1,037.00	592.01
22 Grants, subsidies, and contributions.....			15.00
Equipment:			
3000 Passenger-carrying vehicles.....	1,000.00		1,562.32
3010 Furniture, furnishings, and fixtures.....	1,500.00	2,000.00	3,888.67
3050 Other equipment.....	2,500.00	3,500.00	2,430.76
30 Total equipment.....	5,000.00	5,500.00	7,881.75
32 Structures and parts and nonstructural improvements to land.....			463.62
Total.....	150,000.00	149,867.00	164,993.84

¹ Shortened grade for Indian Service.*Support of Sioux of Devils Lake, N. Dak.—*

Sioux of Devils Lake, North Dakota (acts Mar. 1, 1883, vol. 22, p. 447, sec. 1;
Mar. 3, 1925, vol. 43, p. 1159)

\$7,000.00

	Estimated expenditures, 1927 appropriation	Estimated expenditures, 1926 appropriation	Expended and obligated, 1925
Field service:			
Salaries and wages—			
Salary range, \$1,860 to \$2,400; average, \$2,100—	<i>Average—</i>	<i>Average—</i>	<i>Average—</i>
Physician.....	No. 1½ Salary \$1,860	No. 1½ Salary \$1,860	No. 1½ Salary \$1,860
Salary range, \$1,680 to \$2,040; average, \$1,860—			
Clerk.....	1 1,680	1 1,680	1 1,680
Salary range, \$1,320 to \$1,680; average, \$1,500—			
Assistant clerk (lease).....	1 1,320	1 1,320	1 1,320
Ungraded—			
Laborer.....	1 900	1 900	1 900
Total average number of employees.....	3½	3½	3½
Total salaries and wages, field service.....	4,830.00	4,830.00	4,830.00
Miscellaneous and temporary labor, \$4 to \$1 per diem.....	150.00	150.00	170.32
01 Total salaries and wages.....	4,980.00	4,980.00	5,000.32

Estimates of appropriations required for the service of the fiscal year ending June 30, 1927—Continued

General object (title of appropriation), date of acts, references to Statutes at Large, or to Revised Statutes, and estimated amount required for each detailed object

Total amount to be appropriated under each head of appropriation

Amount appropriated for the fiscal year ending June 30, 1926

Support of Sioux of Devils Lake, N. Dak.—Continued.

	Estimated expenditures, 1927 appropriation	Estimated expenditures, 1926 appropriation	Expended and obligated, 1925
Supplies and materials:			
0210 Medical and hospital supplies.....	\$275.00	\$250.00	\$243.65
0220 Fuel.....	400.00	400.00	379.90
0250 Forage and other supplies for animals.....	100.00	100.00	83.33
0260 Provisions.....	350.00	250.00	271.68
0280 Sundry supplies.....	100.00		34.72
02 Total supplies and materials.....	1,225.00	1,000.00	1,013.28
Communication service:			
0500 Telegraph service.....	10.00	10.00	4.34
0510 Telephone service.....	70.00	70.00	67.05
05 Total communication service.....	80.00	80.00	71.39
06 Travel expenses.....	50.00	50.00	25.92
07 Transportation of things (service).....	175.00	175.00	200.00
08 Printing, binding, photographing, etc.....			9.63
12 Repairs and alterations.....	390.00	200.00	294.66
Equipment:			
3010 Furniture, furnishings, and fixtures.....			45.43
3050 Other equipment.....	100.00	72.00	
30 Total equipment.....	100.00	72.00	45.43
Total.....	7,000.00	6,557.00	6,660.63

Support of Indians, Fort Berthold Agency, N. Dak.—

Fort Berthold Agency, North Dakota, ["\$15,000"] \$20,000 (acts May 27, 1902, vol. 32, p. 256, sec. 1; Mar. 3, 1925, vol. 43, p. 1159).....

\$20,000.00

	Estimated expenditures, 1927 appropriation	Estimated expenditures, 1926 appropriation	Expended and obligated, 1925
Field service:			
Salaries and wages—			
Salary range, \$1,860 to \$2,400; average, \$2,100—			
Physician.....	Average— No. 1 Salary \$1,860	Average— No. 1 Salary \$1,860	Average— No. 1 Salary \$1,860
Salary range, \$1,680 to \$2,040; average, \$1,860—			
Clerk.....	1 1,680	1 1,680	1 1,680
Salary range, \$1,320 to \$1,680; average, \$1,500—			
Engineer.....	1 1,320		1 1,320
Lease clerk.....	1 1,320		
Salary range, \$1,200 to \$1,500; average, \$1,350—			
Farmer.....	1 1,200		
Salary range, \$1,140 to \$1,500; average, \$1,320—			
Assistant clerks.....	3 1,140	3 1,140	2 1,140
Stockmen.....	3 1,160		
Carpenter.....	1 1,140	1 1,140	1 1,140
Salary range, \$1,020 to \$1,260; average \$1,140—			
Blacksmith.....			1 1,020
Harness maker.....			1 1,020
Salary range, \$600 to \$780; average, \$690—			
Line riders.....	2 600	2 600	2 600
Salary range, \$900 to \$1,140; average, \$1,020—			
Laborers.....	2 900		1 900
Total average number of employees.....	16	8	11
Total salaries and wages, field service.....	18,420.00	9,300.00	12,420.00
Difference between 1927 and 1926 is due to transfer of 8 positions from tribal funds; increase, \$8,220.			
Miscellaneous and temporary labor, \$4 to \$1 per diem.....		2,500.00	1,139.59
01 Total salaries and wages.....	18,420.00	11,800.00	13,559.59
Supplies and materials:			
0210 Medical and hospital supplies.....	300.00	300.00	
0260 Provisions.....	400.00	300.00	182.50
0280 Sundry supplies.....	200.00	500.00	218.55
02 Total supplies and materials.....	900.00	1,100.00	401.05
06 Travel expense.....	50.00	50.00	43.50
08 Printing, binding, photographing, etc.....			11.82
12 Repairs and alterations.....	250.00	500.00	337.82
13 Special and miscellaneous expenses.....	80.00	100.00	24.37
Equipment:			
3010 Furniture, furnishings, and fixtures.....	100.00	200.00	14.00
3050 Other equipment.....	200.00	300.00	
30 Total equipment.....	300.00	500.00	14.00
Total.....	20,000.00	14,050.00	14,392.15

¹ Shortened grade for Indian Service.

Estimates of appropriations required for the service of the fiscal year ending June 30, 1927—Continued

General object (title of appropriation), date of acts, references to Statutes at Large, or to Revised Statutes, and estimated amount required for each detailed object				Total amount to be appropriated under each head of appropriation	Amount appropriated for the fiscal year ending June 30, 1926
Support of Turtle Mountain Band of Chippewa Indians, North Dakota— Turtle Mountain Band of Chippewas, North Dakota, [\$17,000] \$16,000 (acts July 4, 1884, vol. 23, p. 89, sec. 1; Mar. 3, 1925, vol. 43, p. 1159)-----				\$16,000. 00	
	Estimated expenditures, 1927 appropriation	Estimated expenditures, 1926 appropriation	Expended and obligated, 1925		
Field service:					
Salaries and wages—	Average—	Average—	Average—		
Salary range, \$2,100 to \$2,700; average, \$2,400—	No. Salary	No. Salary	No. Salary		
Superintendent.....	1 \$2,100	1 \$2,100	1 \$2,100		
Physician.....	1 2,100	1 2,100	1 2,100		
Salary range, \$1,500 to \$1,860; average, \$1,680—					
Chief clerk.....	1 1,500	1 1,500	1 1,500		
Salary range, \$1,320 to \$1,680; average, \$1,500—					
Property clerk.....	1 1,320	1 1,320	1 1,320		
Financial clerk.....	1 1,320	1 1,320	1 1,320		
Lease clerk.....	1 1,320	1 1,320	1 1,320		
Salary range, \$1,200 to \$1,500; average, \$1,350—					
General mechanic.....	1 1,200	1 1,200	1 1,200		
Salary range, \$780 to \$1,140; average, \$960—					
Interpreter.....	1 780	1 780	1 780		
Total average number of employees.....	7½	7½	7		
01 Total salaries and wages.....	10,065.00	10,065.00	9,721.34		
Supplies and materials:					
0210 Medical and hospital supplies.....	225.00	225.00	225.55		
0230 Fuel.....	2,000.00	2,000.00	2,050.51		
0240 Wearing apparel and sewing supplies.....			5.00		
0250 Forage and other supplies for animals.....	350.00	300.00	390.47		
0260 Provisions.....	2,500.00	2,800.00	2,747.52		
0280 Sundry supplies.....		150.00	103.99		
02 Total supplies and materials.....	5,075.00	5,475.00	5,523.04		
Communication service:					
0510 Telephone service.....	75.00	60.00	60.90		
0520 Other communication service.....	25.00	15.00	12.80		
05 Total communication service.....	100.00	75.00	73.70		
06 Travel expenses.....	200.00		575.76		
07 Transportation of things (service).....			259.71		
12 Repairs and alterations.....	400.00	150.00	935.62		
13 Special and miscellaneous expenses.....	60.00	108.00	200.07		
22 Grants, subsidies, and contributions.....			14.33		
Equipment:					
3000 Passenger-carrying vehicles.....			210.00		
3010 Furniture, furnishings, and fixtures.....	100.00		164.48		
3050 Other equipment.....		50.00	139.56		
30 Total equipment.....	100.00	50.00	514.04		
Total.....	16,000.00	15,923.00	17,817.61		
Support of Wichitas and Affiliated Bands, Oklahoma— Wichita and affiliated bands who have been collected on the reservations set apart for their use and occupation in Oklahoma (acts Mar. 3, 1857, vol. 11, p. 183, sec. 1; Mar. 3, 1925, vol. 43, p. 1159)-----				5,600. 00	
	Estimated expenditures, 1927 appropriation	Estimated expenditures, 1926 appropriation	Expended and obligated, 1925		
Field service:					
Salaries and wages—	Average—	Average—	Average—		
Salary range, \$1,200 to \$1,500; average, \$1,350—	No. Salary	No. Salary	No. Salary		
Farmer.....	1 \$1,200.00	1 \$1,200.00	1 \$1,200.00		
Salary range, \$1,140 to \$1,500; average, \$1,320—					
Clerk (property).....	1 1,260.00	1 1,260.00	1 1,260.00		
Assistant clerk.....	1 1,140.00	1 1,140.00	1 1,140.00		
Total average number of employees.....	3	3	3		
01 Total salaries and wages.....	3,600.00	3,600.00	3,574.08		
Supplies and materials:					
0210 Medical and hospital supplies.....	800.00	800.00	800.04		
0230 Fuel.....	100.00	100.00	107.87		
0280 Sundry supplies.....	200.00		9.05		
02 Total supplies and materials.....	1,100.00	900.00	916.96		
06 Travel expenses.....	100.00	100.00	90.00		
12 Repairs and alterations.....	550.00	500.00	200.78		
Equipment:					
3000 Passenger-carrying vehicles.....			366.17		
3050 Other equipment.....	250.00	146.00			
30 Total equipment.....	250.00	146.00	366.17		
Total.....	5,600.00	5,246.00	5,147.99		

¹ Shortened grade for Indian Service.

Estimates of appropriations required for the service of the fiscal year ending June 30, 1927—Continued

General object (title of appropriation), date of acts, references to Statutes at Large, or to Revised Statutes, and estimated amount required for each detailed object				Total amount to be appropriated under each head of appropriation	Amount appropriated for the fiscal year ending June 30, 1926
Administration of Affairs of Five Civilized Tribes, Oklahoma— For expenses of administration of the affairs of the Five Civilized Tribes, Oklahoma, and the compensation of employees, [\$197,000] \$185,000: <i>Provided, That a report shall be made to Congress on the first Monday of December, [1926] 1927, by the Superintendent for the Five Civilized Tribes through the Secretary of the Interior, showing in detail the expenditure of all moneys appropriated by this provision (acts Mar. 3, 1893, vol. 27, p. 645, sec. 16; Mar. 3, 1905, vol. 33, p. 1060, sec. 1; Aug. 1, 1914, vol. 38, p. 598, sec. 17; May 25, 1918, vol. 40, p. 579, sec. 18; Mar. 3, 1925, vol. 43, p. 1159) —————</i>				\$185,000.00	
	Estimated expenditures, 1927 appropriation	Estimated expenditures, 1926 appropriation	Expended and obligated, 1925		
Field service:					
Salaries and wages—					
Salary range \$5,200 to \$6,000; average, \$5,600—	<i>Average—</i>	<i>Average—</i>	<i>Average—</i>		
Superintendent.....	No. Salary	No. Salary	No. Salary		
Salary range, \$3,300 to \$3,900; average, \$3,600—	1 \$5,200	1 \$5,200	1 \$5,200		
Cashier.....	1 3,300	1 3,300	1 3,300		
Oil inspector.....	1 3,300	1 3,300	1 3,300		
Financial clerk (assistant superintendent).....	1 3,300	1 3,300	1 3,300		
Salary range, \$3,000 to \$3,600; average, \$3,300—					
Supervising field clerk.....	1 3,000	1 3,000	1 3,000		
Salary range, \$2,400 to \$3,000; average, \$2,700—					
Clerk (chief accounts division).....	1 2,400	1 2,400	1 2,400		
Salary range, \$2,100 to \$2,700; average, \$2,400—					
Clerks.....	7 2,100	7 2,100	7½ 2,100		
Salary range, \$1,860 to \$2,400; average, \$2,100—					
Field clerks.....	8 2,010	8 2,010	9½ 1,987		
Clerks.....	5 1,908	5 1,908	5 1,908		
Private secretary.....	1 1,860	1 1,860	1 1,860		
Assistant field clerk.....	1 1,860	1 1,860	½ 1,860		
Appraisers.....	3 1,860	3 1,860	2½ 1,860		
Interpreter.....	1 1,860	1 1,860	1 1,440		
Salary range, \$1,680 to \$2,040; average, \$1,860—					
Clerks.....	8 1,680	8 1,680	7½ 1,680		
Salary range, \$1,560 to \$1,860; average, \$1,680—					
Clerks.....	18 1,585	18 1,585	18½ 1,488		
Assistant field clerks.....	2 1,560	2 1,560	2 1,560		
Appraisers.....	5 1,548	5 1,548	4 1,545		
Salary range, \$1,320 to \$1,680; average, \$1,500—					
Clerk-stenographer.....	1 1,500	1 1,500	1 1,500		
Clerk (probate).....	1 1,500	1 1,500	½ 1,392		
Clerk-stenographer.....	1 1,320	1 1,320	1 1,500		
Typewriter-stenographer.....	1 1,320	1 1,320	1 1,320		
Interpreter.....	1 1,380	1 1,380	1 1,380		
Salary range, \$1,140 to \$1,500; average, \$1,320—					
Clerks.....	6 1,210	6 1,210	5½ 1,197		
Clerk-stenographer.....	1 1,140	1 1,140	½ 1,200		
Assistant field clerk.....	1 1,320	1 1,320	½ 1,320		
Interpreters.....	6 1,180	6 1,180	5 1,176		
Stenographer.....	1 1,200	1 1,200	½ 1,140		
Salary range, \$900 to \$1,260; average, \$1,080—					
Messenger.....	1 900	1 900	1 900		
Salary range, \$900 to \$1,140; average, \$1,020—					
Janitors.....	4 900	4 900	4 900		
Ungraded—					
Laborer.....	1 900	1 900	1 900		
Total average number of employees.....	91	91	88½		
01 Total salaries and wages, field service.....	153,760.00	153,760.00	147,429.84		
Supplies and materials:					
0200 Stationery and office supplies.....	150.00	150.00	107.85		
0280 Sundry supplies.....	100.00	100.00	24.55		
02 Total supplies and materials.....	250.00	250.00	132.40		
Communication service:					
0500 Telegraph service.....	25.00	25.00	27.61		
0510 Telephone service.....	2,000.00	2,000.00	2,442.60		
0520 Other communication service.....	100.00	100.00	97.41		
05 Total communication service.....	2,125.00	2,125.00	2,567.62		
Travel expenses:					
0615 Transportation.....	12,000.00	12,500.00	12,048.00		
0616 Subsistence.....	2,400.00	2,500.00	3,200.00		
06 Total travel expenses.....	14,400.00	15,000.00	15,248.00		
07 Transportation of things (service).....	100.00	100.00	62.93		
Rents:					
1100 Rent of buildings and structures.....	3,100.00	3,250.00	3,324.00		
1110 Other rents.....			22.00		
11 Total rents.....	3,100.00	3,250.00	3,346.00		
12 Repairs and alterations.....	9,500.00	10,000.00	15,284.66		
13 Special and miscellaneous expenses.....	65.00	39.00	49.61		
Equipment:					
3000 Passenger-carrying vehicles.....	1,200.00		2,896.70		
3010 Furniture, furnishings, and fixtures.....	500.00		1,067.75		
30 Total equipment.....	1,700.00		3,964.45		
Total.....	185,000.00	184,524.00	188,085.50		

¹ Shortened grade for Indian Service.

Estimates of appropriations required for the service of the fiscal year ending June 30, 1927—Continued

General object (title of appropriation), date of acts, references to Statutes at Large, or to Revised Statutes, and estimated amount required for each detailed object

Total amount to be appropriated under each head of appropriation

Amount appropriated for the fiscal year ending June 30, 1926

*Support of Kansas and Kickapoo Indians, Oklahoma—*Kansas and Kickapoo Indians of Oklahoma, **[\$4,000] \$3,000** (acts July 4, 1894, vol. 23, p. 81, sec. 1; Aug. 15, 1894, vol. 28, p. 302, sec. 1; Mar. 3, 1925, vol. 43, p. 1160)-----

\$3, 000. 00

	Estimated expenditures, 1927 appropriation	Estimated expenditures, 1926 appropriation	Expended and obligated, 1925
Field service:			
Salaries and wages—	<i>Average—</i>	<i>Average—</i>	<i>Average—</i>
Salary range, \$1,320 to \$1,680; average, \$1,500—	<i>No. Salary</i>	<i>No. Salary</i>	<i>No. Salary</i>
Lease clerk.....	1 \$1,320	1 \$1,320	1 \$1,320
Clerk.....	1 1,320	1 1,320	1 1,320
Salary range, \$1,500 to \$1,860; average, \$1,680—			
Clerk.....	1 1,500	1 1,500	1 1,500
Salary range, \$1,140 to \$1,500; average, \$1,320—			
Financial clerk.....	1 1,140	1 1,140	1 1,140
Assistant clerk.....	1 1,140	1 1,140	1 1,140
Total average number of employees.....	2 1/2	3	3
Total salaries and wages, field service.....	3, 000	3, 747	3, 858
Difference between 1927 and 1926 is due to reduction in force, \$747.			

*Support of Poncas, Oklahoma—*Ponca Indians of Oklahoma and Nebraska, **[\$8,000] \$7,000** (acts Aug. 18, 1890, vol. 26, p. 352, sec. 1; Mar. 3, 1925, vol. 43, p. 1160)-----

7, 000. 00

	Estimated expenditures, 1927 appropriation	Estimated expenditures, 1926 appropriation	Expended and obligated, 1925
Field service:			
Salaries and wages—	<i>Average—</i>	<i>Average—</i>	<i>Average—</i>
Salary range, \$2,100 to \$2,700; average, \$2,400—	<i>No. Salary</i>	<i>No. Salary</i>	<i>No. Salary</i>
Superintendent.....	1 \$2,100	1 \$2,100	1 \$2,100
Salary range, \$1,860 to \$2,400; average, \$2,100—			
Physician.....	1 1,860	1 1,860	1 1,860
Salary range, \$1,200 to \$1,500; average, \$1,350—			
Farmer.....	1 1,200	1 1,200	1 1,200
Salary range, \$1,140 to \$1,500; average, \$1,320—			
Clerk.....	1 1,140	1 1,140	1 1,140
Ungraded—			
Laborer.....	1 960	1 960	1 960
Laborer-mechanic.....	1 960	1 960	1 960
Total average number of employees.....	3 1/2	3 1/2	4 1/2
Total salaries and wages.....	5, 070. 00	5, 070. 00	6, 060. 00
Supplies and materials:			
0210 Medical and hospital supplies.....	250. 00	200. 00	172. 47
0230 Fuel.....	250. 00	250. 00	231. 30
0250 Forage and other supplies for animals.....	50. 00	50. 00	29. 15
0280 Sundry supplies.....	200. 00	200. 00	111. 76
Total supplies and materials.....	500. 00	700. 00	544. 68
Communication service:			
0510 Telephone service.....	120. 00	120. 00	114. 55
0520 Other communication service.....	5. 00	5. 00	3. 00
Total communication service.....	125. 00	125. 00	117. 55
Travel expenses.....	100. 00	100. 00	106. 99
10 Furnishing of heat, light, power, water, and electricity (service).....	500. 00	600. 00	683. 30
12 Repairs and alterations.....	500. 00	550. 00	472. 75
13 Special and miscellaneous expenses.....	105. 00	148. 00	7. 02
Equipment:			
3010 Furniture, furnishings, and fixtures.....	100. 00	200. 00	157. 11
3050 Other equipment.....	100. 00	200. 00	83. 90
Total equipment.....	100. 00	200. 00	221. 01
Total.....	7, 000. 00	7, 493. 00	8, 213. 30

¹ Shortened grade for Indian Service.

Estimates of appropriations required for the service of the fiscal year ending June 30, 1927—Continued

General object (title of appropriation), date of acts, references to Statutes at Large, or to Revised Statutes, and estimated amount required for each detailed object				Total amount to be appropriated under each head of appropriation	Amount appropriated for the fiscal year ending June 30, 1926
Support of Indians, Grande Ronde and Siletz Agencies, Oreg.—					
Grande Ronde and Siletz Agencies, Oregon. [\$3,900] \$3,700 (acts May 17, 1882, vol. 22, p. 84, sec. 1; Mar. 3, 1925, vol. 43, p. 1160) -----				\$3, 700. 00	
	Estimated expenditures, 1927 appropriation	Estimated expenditures, 1926 appropriation	Expended and obligated, 1925		
Field service:					
Salaries and wages—	<i>Average—</i>	<i>Average—</i>	<i>Average—</i>		
Salary range, \$1,140 to \$1,500; average, \$1,320—	No. Salary	No. Salary	No. Salary		
Financial clerk.....	1 \$1,140.00	1 \$1,140.00	1 \$1,140.00		
Ungraded—					
Physician (contract).....	1 720.00	1 720.00	1 720.00		
Total average number of employees.....	2	2	2		
Miscellaneous and temporary labor, \$4 to \$1 per diem.....	1,860.00	1,860.00	1,860.00		
	100.00	100.00	64.50		
01 Total salaries and wages.....	1,960.00	1,960.00	1,924.50		
Supplies and materials:					
0210 Medical and hospital supplies.....	100.00	100.00	69.22		
0230 Fuel.....	325.00	350.00	327.75		
0260 Provisions.....	500.00	500.00	307.54		
0280 Sundry supplies.....	75.00	50.00	11.89		
02 Total supplies and materials.....	1,000.00	1,000.00	716.40		
06 Travel expense.....	95.00	100.00	85.67		
07 Transportation of things (service).....	50.00	50.00	17.31		
08 Printing, binding, photographing, etc.....			15.25		
12 Repairs and alterations.....	200.00	200.00	151.42		
13 Special and miscellaneous expenses.....	95.00	83.00			
22 Grants, subsidies, and contributions.....	10.00	150.00	85.00		
30 Equipment.....	150.00	100.00			
Total.....	3,700.00	3,653.00	2,995.55		
Support of Yankton Sioux, South Dakota—					
Yankton Sioux, South Dakota, \$7,600 (acts May 27, 1902, vol. 32, p. 254, sec. 1; Mar. 3, 1925, vol. 43, p. 1160) -----				7, 600. 00	
	Estimated expenditures, 1927 appropriation	Estimated expenditures, 1926 appropriation	Expended and obligated, 1925		
Field service:					
Salaries and wages—	<i>Average—</i>	<i>Average—</i>	<i>Average—</i>		
Salary range, \$1,500 to \$1,860; average, \$1,680—	No. Salary	No. Salary	No. Salary		
Clerk.....	1 \$1,500	1 \$1,500	1 \$1,500		
Salary range, \$1,320 to \$1,680; average, \$1,500—					
Lease clerk.....	1 1,320	1 1,320			
Salary range, \$1,200 to \$1,500; average, \$1,350—					
General mechanic.....	1 1,200	1 1,200	1 1,200		
Ungraded—					
Laborer.....			1 900		
Total average number of employees.....	3	3	3		
Total salaries and wages, field service.....	4,020.00	4,020.00	3,600.00		
Miscellaneous and temporary labor, \$4 to \$1 per diem.....			149.75		
01 Total salaries and wages.....	4,020.00	4,020.00	3,749.75		
Supplies and materials:					
0210 Medical and hospital supplies.....	400.00	375.00	376.25		
0230 Fuel.....	1,600.00	1,600.00	1,618.15		
0250 Forage and other supplies for animals.....	50.00		32.25		
0280 Sundry supplies.....	400.00	225.00	237.52		
02 Total supplies and materials.....	2,450.00	2,200.00	2,264.17		
Communication service:					
0500 Telegraph service.....			2.05		
0510 Telephone service.....	125.00	125.00	120.70		
0520 Other communication service.....	15.00	15.00	10.00		
05 Total communication service.....	140.00	140.00	132.75		
06 Travel expenses.....	500.00	500.00	502.18		
07 Transportation of things (service).....			5.00		
08 Printing, binding, photographing, etc.....			45.00		
12 Repairs and alterations.....	200.00	100.00	356.28		
13 Special and miscellaneous expenses.....	90.00	59.00	129.25		
Equipment:					
3010 Furniture, furnishings, and fixtures.....	100.00		513.80		
3050 Other equipment.....	100.00	100.00	188.36		
30 Total equipment.....	200.00	100.00	682.16		
32 Structures and parts and nonstructural improvements to land.....			57.00		
Total.....	7,600.00	7,119.00	7,923.52		

¹ Shortened grade for Indian Service.

Estimates of appropriations required for the service of the fiscal year ending June 30, 1927—Continued

General object (title of appropriation), date of acts, references to Statutes at Large, or to Revised Statutes, and estimated amount required for each detailed object	Total amount to be appropriated under each head of appropriation	Amount appropriated for the fiscal year ending June 30, 1926
<i>Support of Indians in Utah—</i> In Utah, [\$6,000] \$5,000 (acts Mar. 3, 1891, vol. 26, p. 1006, sec. 1; Aug. 24, 1912, vol. 37, p. 537, sec. 22; Mar. 3, 1925, vol. 43, p. 1160)-----	\$5,000.00	

Estimates of appropriations required for the service of the fiscal year ending June 30, 1927—Continued

General object (title of appropriation), date of acts, references to Statutes at Large, or to Revised Statutes, and estimated amount required for each detailed object

Total amount to be appropriated under each head of appropriation

Amount appropriated for the fiscal year ending June 30, 1926

Support of Indians in Washington—Continued.

	Estimated expenditures, 1927 appropriation	Estimated expenditures, 1926 appropriation	Expended and obligated, 1925
Communication service:			
0500 Telegraph service.....	\$25.00	\$25.00	\$24.04
0510 Telephone service.....	325.00	350.00	348.95
05 Total communication service.....	350.00	375.00	372.99
Travel expenses:			
06 Travel expenses.....	700.00	800.00	942.10
07 Transportation of things.....	25.00	50.00	36.74
10 Furnishing of heat, light, power, water, and electricity (service).....	150.00	175.00	178.68
12 Repairs and alterations.....	800.00	1,000.00	1,134.56
13 Special and miscellaneous expenses.....	35.00	43.00	14.83
22 Grants, subsidies, and contributions.....			150.00
Equipment:			
3010 Furniture, furnishings, and fixtures.....		300.00	629.27
3050 Other equipment.....	200.00	100.00	52.26
30 Total equipment.....	200.00	400.00	681.53
Total.....	18,000.00	18,733.00	21,291.97

Support of Indians in Wisconsin—

In Wisconsin, **[\$12,800]** \$11,800 (acts Mar. 3, 1875, vol. 18, p. 425, sec. 1; Apr. 4, 1910, vol. 36, p. 288, sec. 26; Mar. 3, 1925, vol. 43, p. 1160) -----

\$11,800.00

In all, not to exceed **[\$875,000]** \$885,000 -----

\$885,000.00

\$875,000.00

	Estimated expenditures, 1927 appropriation	Estimated expenditures, 1926 appropriation	Expended and obligated, 1925
Field service:			
Salaries and wages—			
Salary range, \$1,680 to \$2,040; average, \$1,860—	<i>Average—</i>	<i>Average—</i>	<i>Average—</i>
Clerk.....	No. 1 Salary \$1,680	No. 1 Salary \$1,680	No. 1 Salary \$1,680
Salary range, \$1,320 to \$1,680; average, \$1,500—			
Clerk.....	1 1,380	1 1,380	1 1,380
Assistant clerk.....	1 1,320	1 1,320	1 1,320
Ungraded—			
Laborer and acting interpreter.....	1 960	1 960	1 960
Physician (contract).....	1 720	1 720	1 720
Total average number of employees.....	5	5	5
Total salaries and wages, field service.....	6,060.00	6,060.00	6,060.00
Miscellaneous and temporary labor, \$4 to \$1 per diem.....	1,000.00	1,000.00	2,582.80
01 Total salaries and wages.....	7,060.00	7,060.00	8,642.80
Supplies and materials:			
0210 Medical and hospital supplies.....	750.00	750.00	745.92
0230 Fuel.....	600.00	600.00	591.08
0240 Wearing apparel and sewing supplies.....			35.63
0250 Forage and other supplies for animals.....	500.00	500.00	410.33
0260 Provisions.....	900.00	900.00	890.27
0280 Sundry supplies.....	150.00	150.00	175.21
02 Total supplies and materials.....	2,900.00	2,900.00	2,848.44
Communication service:			
0510 Telephone service.....	185.00	185.00	182.64
0520 Other communication service.....	15.00	15.00	8.89
05 Total communication service.....	200.00	200.00	191.53
Travel expenses:			
06 Travel expenses.....	375.00	375.00	391.61
07 Transportation of things (service).....	25.00	25.00	6.00
12 Repairs and alterations.....	550.00	600.00	630.43
13 Special and miscellaneous expenses.....	190.00	129.00	45.30
Equipment:			
3010 Furniture, furnishings, and fixtures.....	250.00	300.00	164.18
3050 Other equipment.....	250.00	400.00	318.77
30 Total equipment.....	500.00	700.00	482.95
Total.....	11,800.00	11,989.00	13,239.06

Estimates of appropriations required for the service of the fiscal year ending June 30, 1927—Continued

General object (title of appropriation), date of acts, references to Statutes at Large, or to Revised Statutes, and estimated amount required for each detailed object				Total amount to be appropriated under each head of appropriation	Amount appropriated for the fiscal year ending June 30, 1926
<p>For general support and civilization of Indians, including pay of employees in accordance with treaty stipulations named, in not to exceed the following amounts respectively:</p> <p><i>Support of Coeur d'Alenes, Idaho—</i> For the Coeur d'Alenes, in Idaho: For pay of blacksmith, carpenter, and physician, and purchase of medicines (<i>article 11, agreement ratified Mar. 3, 1891</i>) (<i>acts Mar. 3, 1891, vol. 26, p. 1029, sec. 19; Mar. 3, 1925, vol. 43, p. 1160</i>)</p>				\$4, 360. 00	\$4, 360. 00
	Estimated expenditures, 1927 appropriation	Estimated expenditures, 1926 appropriation	Expended and obligated, 1925		
Field service:					
Salaries and wages—	Average—	Average—	Average—		
Salary range, \$1,860 to \$2,400; average, \$2,100—	No. Salary	No. Salary	No. Salary		
Physician.....	1 \$1,860.00	1 \$1,860.00	1 \$1,860.00		
Salary range, \$1,140 to \$1,500; average, \$1,320—					
Financial clerk.....	1 1,140.00	1 1,140.00	1 1,140.00		
Salary range, \$1,020 to \$1,260; average, \$1,140—					
Blacksmith.....	1 1,080.00	1 1,080.00	1 1,080.00		
Total average number of employees.....	3	3	3		
Total salaries and wages.....	4,080.00	4,080.00	4,055.98		
01					
02 Supplies and materials (medical and hospital supplies).....	280.00	80.00			
Reserve.....		200.00			
Total.....	4,360.00	4,360.00	4,055.98		
¹ Shortened grade for Indian Service.					
<p><i>Support of Bannocks: Employees, Idaho—</i> For fulfilling treaty stipulations with the Bannocks, in Idaho: For pay of physician, teacher, carpenter, miller, engineer, farmer, and blacksmith (<i>article 10, treaty of July 3, 1868</i>), (<i>acts July 3, 1868, vol. 15, p. 676, sec. 1; Mar. 3, 1925, vol. 43, p. 1160</i>)</p>				6, 660. 00	6, 660. 00
	Estimated expenditures, 1927 appropriation	Estimated expenditures, 1926 appropriation	Expended and obligated, 1925		
Field service:					
Salaries and wages—	Average—	Average—	Average—		
Salary range, \$2,100 to \$2,700; average, \$2,400—	No. Salary	No. Salary	No. Salary		
Physician.....	1 \$2,100	1 \$2,100	1 \$2,100		
Salary range, \$1,200 to \$1,500; average, \$1,350—					
Farmer.....	1 1,200	1 1,200	1 1,200		
Teacher.....	1 1,200	4 1,200	4 1,200		
Salary range, \$1,140 to \$1,500; average, \$1,320—					
Carpenter.....	1 1,140	1 1,140	1 1,140		
Salary range, \$1,020 to \$1,260; average, \$1,140—					
Blacksmith.....	1 1,020	1 1,020	1 1,020		
Total average number of employees.....	5	4 4	4 4		
Total salaries and wages.....	6,660.00	6,460.00	6,556.67		
01					
Reserve.....		200.00			
Total.....	6,660.00	6,660.00	6,556.67		
¹ Shortened grade for Indian Service.					
<p><i>Fulfilling Treaties with Crows, Montana—</i> For fulfilling treaties with Crows, Montana: For pay of physician, [\$1,680] \$1,860; and for pay of carpenter, miller, engineer, farmer, and blacksmith (<i>article 10, treaty of May 7, 1868</i>), \$3,560; for pay of second blacksmith (<i>article 8, same treaty</i>), \$960; in all, [\$6,200] \$6,380 (<i>acts May 7, 1868, vol. 15, p. 651, sec. 1; Mar. 3, 1925, vol. 43, p. 1160</i>)</p>				6, 380. 00	6, 200. 00
	Estimated expenditures, 1927 appropriation	Estimated expenditures, 1926 appropriation	Expended and obligated, 1925		
Field service:					
Salaries and wages—	Average—	Average—	Average—		
Salary range, \$1,860 to \$2,400; average, \$2,100—	No. Salary	No. Salary	No. Salary		
Physician.....	1 \$1,860	1 \$1,860	1 \$1,860		
Salary range, \$1,320 to \$1,680; average, \$1,500—					
Engineer.....	1 1,380	1 1,380	1 1,380		
Salary range, \$1,140 to \$1,500; average, \$1,320—					
Carpenter.....	1 1,140	1 1,140	1 1,140		
Salary range, \$1,140 to \$1,320; average, \$1,230—					
Assistant Engineer.....	1 1,140	1 1,140	1 1,140		
Salary range, \$1,020 to \$1,260; average, \$1,140—					
Blacksmith.....	1 1,080	1 1,080	1 1,080		
Total average number of employees.....	5	5	5		
Total salaries and wages.....	6,380	6,200	6,200		
01					
The difference between 1927 and 1926 is due to increase of salary under reclassification, \$180.					
¹ \$180 paid from tribal funds.					
² \$220 paid from tribal funds.					
³ \$200 paid from tribal funds.					
⁴ Shortened grade for Indian Service.					

Estimates of appropriations required for the service of the fiscal year ending June 30, 1927—Continued

General object (title of appropriation), date of acts, references to Statutes at Large, or to Revised Statutes, and estimated amount required for each detailed object

Total amount to be appropriated under each head of appropriation

Amount appropriated for the fiscal year ending June 30, 1926

Support of Northern Cheyennes and Arapahoes, Montana—

For support and civilization of the Northern Cheyennes and Arapahoes (agreement with the Sioux Indians, approved February 28, 1877), including Northern Cheyennes removed from Pine Ridge Agency to Tongue River, Montana, and for pay of physician, two teachers, two carpenters, one miller, two farmers, a blacksmith, and engineer (article 7, treaty of May 10, 1868) (acts May 10, 1868, vol. 15, p. 658, sec. 1; Mar. 3, 1925, vol. 43, p. 1160) -----

\$80,000.00

\$81,000.00

	Estimated expenditures, 1927 appropriation	Estimated expenditures, 1926 appropriation	Expended and obligated, 1925
Field service:			
Salaries and wages—			
Salary range, \$2,100 to \$2,700; average, \$2,400—			
Physician.....	Average— No. 1 Salary \$2,100	Average— No. 1 Salary \$2,100	Average— No. 1 Salary \$2,100
Salary range, \$1,680 to \$2,040; average, \$1,860—			
Chief clerk.....	1 1,680	1 1,680	1 1,680
Clerk.....	1 1,740	1 1,740	1 1,740
Salary range, \$1,500 to \$1,860; average, \$1,680—			
Lease clerk.....	1 1,500	1 1,500	1 1,500
Salary range, \$1,320 to \$1,680; average, \$1,500—			
Financial clerk.....	2 1,320	2 1,320	2 1,320
Issue clerk.....	1 1,320	1 1,320	1 1,320
Clerks.....	2 1,320	2 1,320	1 1,320
Miller.....	1 1,320	1 1,320	1 1,320
Clerk-stenographer.....	1 1,320	1 1,320	1 1,320
Superintendent of livestock.....	1 1,440	1 1,440	1 1,440
Salary range, \$1,440 to \$1,680; average, \$1,560 ¹ —			
Carpenter (head).....	1 1,440	1 1,440	1 1,440
Salary range, \$1,140 to \$1,500; average, \$1,320—			
Carpenter.....	1 1,140	1 1,140	1 1,140
Stockman.....	1 1,140	1 1,140	1 1,140
Clerk.....			1 1,140
Salary range, \$1,200 to \$1,500; average, \$1,350 ¹ —			
Teacher.....	1 1,200	1 1,200	1 1,200
Salary range, \$900 to \$1,260; average, \$1,080—			
Line riders.....	1 960	1 960	2 960
Salary range, \$1,020 to \$1,260; average, \$1,140 ¹ —			
Blacksmith.....	1 1,080	1 1,080	1 1,080
Salary range, \$780 to \$1,140; average, \$960—			
Cook.....	1 840	1 840	1 840
Ungraded—			
Laborer.....	1 960	1 960	1 960
Physician (contract).....	1 600	1 600	1 600
Total average number of employees.....	21	21	23 1/2
Total salaries and wages, field service.....	27,060.00	27,060.00	29,770.00
Miscellaneous and temporary labor, \$4 to \$1 per diem.....	9,000.00	10,000.00	9,081.77
01 Total salaries and wages.....	36,060.00	37,060.00	38,851.77
Supplies and materials:			
0210 Medical and hospital supplies.....	500.00	500.00	213.50
0230 Fuel.....	3,800.00	3,700.00	3,591.11
0240 Wearing apparel and sewing supplies.....	150.00	150.00	37.31
0250 Forage and other supplies for animals.....	1,000.00	950.00	814.28
0260 Provisions.....	10,500.00	10,000.00	8,900.41
0280 Sundry supplies.....	5,000.00	5,000.00	3,084.78
02 Total supplies and materials.....	20,950.00	20,300.00	16,641.39
Communication service:			
0500 Telegraph service.....	25.00	25.00	23.41
0510 Telephone service.....	200.00	200.00	181.13
05 Total communication service.....	225.00	225.00	204.54
Travel expenses.....	350.00	350.00	309.78
Transportation of things (service).....	1,200.00	1,200.00	1,177.45
Repairs and alterations.....	6,000.00	6,000.00	3,337.24
Special and miscellaneous expenses.....	215.00	365.00	49.23
Grants, subsidies, and contributions (tuition).....	14,000.00	13,000.00	11,458.20
Equipment:			
3010 Furniture, furnishings, and fixtures.....	700.00	400.00	768.81
3050 Other equipment.....	300.00	100.00	515.57
30 Total equipment.....	1,000.00	500.00	1,284.38
Reserve.....		2,000.00	
Total.....	80,000.00	81,000.00	73,313.98

¹ Shortened grade for Indian Service.

Estimates of appropriations required for the service of the fiscal year ending June 30, 1927—Continued

General object (title of appropriation), date of acts, references to Statutes at Large, or to Revised Statutes, and estimated amount required for each detailed object				Total amount to be appropriated under each head of appropriation	Amount appropriated for the fiscal year ending June 30, 1926
Fulfilling Treaties with Pawnees, Oklahoma— Support of Pawnees: Schools, Oklahoma— Support of Pawnees: Employees, etc., Oklahoma— Support of Pawnees: Iron, Steel, etc., Oklahoma— For fulfilling treaties with Pawnees, Oklahoma: For perpetual annuity, to be paid in cash to the Pawnees (article 3, agreement of November 23, 1892), \$30,000; for support of two manual-labor schools (article 3, treaty of September 24, 1857), \$11,000; for pay of one farmer, two blacksmiths, one miller, one engineer and apprentices, and two teachers (article 4, same treaty), \$7,300; for purchase of iron and steel and other necessities for the shops (article 4, same treaty), \$500; for pay of physician and purchase of medicines, \$1,200; in all (<i>acts Sept. 24, 1857, vol. 11, p. 729, sec. 1; Mar. 3, 1893, vol. 27, p. 644, sec. 12; Mar. 3, 1925, vol. 43, p. 1160</i>)				\$50,000.00	\$50,000.00
	Estimated expenditures, 1927 appropriation	Estimated expenditures, 1926 appropriation	Expended and obligated, 1925		
Field service:					
Salaries and wages—					
Salary range, \$1,680 to \$2,040; average, \$1,860—	Average—	Average—	Average—		
Chief clerk	No. 1 Salary \$1,680	No. 1 Salary \$1,680	No. 1 Salary \$1,753		
Salary range, \$1,500 to \$1,860; average, \$1,680—					
Clerk	1 1,500	1 1,500	1 1,500		
Salary range, \$1,320 to \$1,680; average, \$1,500—					
Financial clerk	1 1,320	1 1,320	1 1,320		
Salary range, \$1,200 to \$1,500; average, \$1,350—					
General mechanic	1 1,200	1 1,200	1 720		
Teachers	1 1,200	1 1,200	1 1,200		
Farmer	1 1,200	1 1,200	1 1,200		
Salary range, \$960 to \$1,260; average, \$1,110—					
Matron	1 960	1 960	1 960		
Salary range, \$900 to \$1,260; average, \$1,080—					
Matron	1 900	1 900	1 900		
Ungraded—					
Physician (contract)	1 576	1 576	1 576		
Laborer	1 900	1 900	1 900		
Total average number of employees	9 1/2	9 1/2	9 1/2		
Total salaries and wages	10,536.00	10,536.00	11,306.75		
Supplies and materials:					
0200 Stationery and office supplies	50.00	50.00			
0210 Medical and hospital supplies	300.00	300.00	199.49		
0220 Scientific and educational supplies	200.00	100.00	74.25		
0230 Fuel	1,200.00	1,200.00	1,133.61		
0240 Wearing apparel and sewing supplies	2,000.00	2,000.00	1,507.45		
0250 Forage and other supplies for animals	450.00	450.00	397.10		
0260 Provisions	3,200.00	3,000.00	2,353.96		
0280 Sundry supplies	550.00	500.00	375.41		
Total supplies and materials	7,950.00	7,600.00	6,041.27		
05 Communication service	25.00	25.00	23.00		
07 Transportation of things (service)	150.00	150.00	155.86		
10 Furnishing of heat, light, power, water, and electricity (service)	550.00	500.00	505.73		
12 Repairs and alterations	300.00	200.00	240.08		
13 Special and miscellaneous expenses	89.00	169.00			
Equipment:					
3010 Furniture, furnishings, and fixtures	150.00	200.00	726.35		
3050 Other equipment	250.00	300.00	52.37		
Total equipment	400.00	500.00	778.72		
32 Structures and parts and nonstructural improvements to land			250.00		
51 Treaty obligations (Per Capita Payments)	30,000.00	30,000.00	30,000.00		
Reserve		320.00			
Total	50,000.00	50,000.00	49,301.41		

1 Shortened grade for Indian Service.

66010—25†—35

Estimates of appropriations required for the service of the fiscal year ending June 30, 1927—Continued

General object (title of appropriation), date of acts, references to Statutes at Large, or to Revised Statutes, and estimated amount required for each detailed object				Total amount to be appropriated under each head of appropriation	Amount appropriated for the fiscal year ending June 30, 1926
Support of Quapaws: Education, Oklahoma— Support of Quapaws: Employees, etc., Oklahoma— For support of Quapaws, Oklahoma: For education (article 3, treaty of May 13, 1833), [\$1,540] \$1,000 ; for blacksmith and assistants, and tools, iron, and steel for blacksmith shop (same article and treaty), [\$500] \$1,040 ; in all, \$2,040 : <i>Provided</i> , That the President of the United States shall certify the same to be for the best interests of the Indians (acts May 13, 1833, vol. 7, p. 424, sec. 1; Mar. 3, 1925, vol. 43, p. 1160)				\$2, 040. 00	\$2, 040. 00
	Estimated expenditures, 1927 appropriation	Estimated expenditures, 1926 appropriation	Expended and obligated, 1925		
Field service:					
Salaries and wages—	Average—	Average—	Average—		
Salary range, \$1,020 to \$1,260; average, \$1,140—	No. Salary	No. Salary	No. Salary		
Blacksmith (Indian).....	1 \$1,020.00	1 \$1,020.00	1 \$720.00		
Total average number of employees.....	1	1	1		
01 Total salaries and wages.....	1,020.00	1,020.00	598.00		
02 Supplies and materials.....	20.00	20.00			
11 Rents.....			61.60		
12 Repairs and alterations.....			10.00		
22 Grants, subsidies, and contributions.....	1,000.00	1,000.00	1,000.00		
Total.....	2,040.00	2,040.00	1,669.60		
Support of Sioux of Different Tribes: Employees, etc.— Support of Sioux of Different Tribes: Subsistence and Civilization— For support of Sioux of different tribes, including Santee Sioux of Nebraska, North Dakota, and South Dakota: For pay of five teachers, one physician, one carpenter, one miller, one engineer, two farmers, and one blacksmith (article 13, treaty of April 29, 1868), \$14,400; for pay of second blacksmith, and furnishing iron, steel, and other material (article 8 of same treaty), \$1,600; for pay of additional employees of the several agencies for the Sioux in Nebraska, North Dakota, and South Dakota, \$144,426; for subsistence of the Sioux and for purposes of their civilization (act of February 28, 1877), [\$229,574] \$214,574 : <i>Provided</i> , That this sum shall include transportation of supplies from the termination of railroad or steamboat transportation, and in this service Indians shall be employed whenever practicable; in all, [\$390,000] \$375,000 (acts Apr. 29, 1868, vol. 15, p. 635, sec. 13; Feb. 28, 1877, vol. 19, p. 254, sec. 5; Mar. 3, 1925, vol. 43, p. 1160)				375, 000. 00	390, 000. 00
	Estimated expenditures, 1927 appropriation	Estimated expenditures, 1926 appropriation	Expended and obligated, 1925		
Field service:					
Salaries and wages—	Average—	Average—	Average—		
Salary range, \$2,400 to \$3,000; average, \$2,700—	No. Salary	No. Salary	No. Salary		
Physicians.....	2 \$2,400	2 \$2,400	2 \$2,400		
Superintendent.....	1 2,400	1 2,400	1 2,400		
Salary range, \$2,100 to \$2,700; average, \$2,400—					
Physician.....	1 2,100	1 2,100	1 2,100		
Salary range, \$1,860 to \$2,400; average, \$2,100—					
Physicians.....	4 1,887	4 1,887	6 1,878		
Chief clerk.....	1 1,860	1 1,860	1 1,860		
Clerk.....	1 1,860	1 1,860	1 1,860		
Salary range, \$1,560 to \$2,200; average, \$2,000—					
Special officer.....	1 1,860	1 1,860			
Salary range, \$1,680 to \$2,040; average, \$1,860—					
Chief clerks.....	3 1,680	3 1,680	3 1,680		
General mechanic.....	1 1,680	1 1,680	1 1,680		
Salary range, \$1,500 to \$1,860; average, \$1,680—					
Financial clerk.....	1 1,500	1 1,500	1 1,500		
Clerks.....	6 1,510	6 1,510	6 1,510		
Lease clerks.....	2 1,500	2 1,500	2 1,500		
Land clerk.....	1 1,500	1 1,500	1 1,500		
Field nurse.....	1 1,500	1 1,500	1 1,500		
Nurses.....	2 1,500	2 1,500	2 1,500		
Salary range, \$1,440 to \$1,680; average, \$1,560—					
Carpenters (head).....	2 1,440	2 1,440	2 1,440		
Salary range, \$1,320 to \$1,680; average, \$1,500—					
Clerks.....	4 1,320	4 1,320	3 1,320		
Assistant clerks.....	5 1,320	5 1,320	4 1,320		
Superintendent of livestock.....	1 1,440	1 1,440			
Lease clerk.....	1 1,320	1 1,320	1 1,320		
Issue clerks.....	2 1,320	2 1,320	2 1,320		
Financial clerk.....	1 1,320	1 1,320	1 1,320		
Salary range, \$1,200 to \$1,500; average, \$1,350—					
Farmers.....	10 1,224	10 1,224	9 1,227		
General mechanic.....	1 1,200	1 1,200	1 1,200		
Housekeeper (practical nurse).....	1 1,200	1 1,200	1 1,200		
Teachers.....	3 1,200	3 1,200	3 1,200		
Kindergarten.....	1 1,200	1 1,200	1 1,200		

¹ Shortened grade for Indian Service.

Estimates of appropriations required for the service of the fiscal year ending June 30, 1927—Continued

General object (title of appropriation), date of acts, references to Statutes at Large, or to Revised Statutes, and estimated amount required for each detailed object				Total amount to be appropriated under each head of appropriation	Amount appropriated for the fiscal year ending June 30, 1926
<i>Support of Sioux of Different Tribes: Subsistence and Civilization—Continued.</i>					
	Estimated expenditures, 1927 appropriation	Estimated expenditures, 1926 appropriation	Expended and obligated, 1925		
Field service—Continued.					
Salaries and wages—Continued.					
Salary range \$1,140 to \$1,500; average, \$1,320—	Average— No. Salary	Average— No. Salary	Average— No. Salary		
Assistant clerks.....	11½ \$1,166	11½ \$1,166	10½ \$1,169		
Carpenter.....	1 1,140	1 1,140	3 1,140		
Stockman.....	1 1,140	1 1,140	1 1,140		
Clerks.....	2 1,140	2 1,140	1 1,140		
Telephone operators.....	2 1,140	2 1,140	2 1,140		
Salary range, \$1,140 to \$1,320; average, \$1,230 —					
Assistant engineer.....	1 1,140	1 1,140	1 1,140		
Salary range, \$1,020 to \$1,260; average, \$1,140 —					
Blacksmiths.....	2 1,020	2 1,020	2 1,020		
Salary range, \$900 to \$1,260; average, \$1,080 —					
Herder (chief).....	1 900	1 900	1 900		
Cook.....	1 900	1 900	1 900		
Salary range, \$900 to \$1,140; average, \$1,020 —					
Herder.....	1 900	1 900	1 900		
Salary range, \$780 to \$1,140; average, \$960 —					
Herder.....	1 780	2 780	1 780		
Watchman (chief of police).....	1 840	1 840	1 840		
Interpreter.....	1 780	1 780	1 780		
Salary range, \$600 to \$780; average, \$690 —					
Assistants.....	2 600	2 600	10 600		
Salary range, \$480 to \$600; average \$540 —					
Housekeeper.....			1 480		
Ungraded—					
Laborers.....	27 852	27 852	22 865		
Stableman.....	3 900	3 900	2 900		
Total average number of employees.....	118½	118½	119		
Total salaries and wages, field service.....	144,792.00	144,792.00	142,440.00		
Miscellaneous and temporary labor, \$4 to \$1 per diem.....	5,500.00	10,000.00	10,364.76		
01 Total salaries and wages.....	149,392.00	154,792.00	152,804.76		
Supplies and materials:					
0200 Stationery and office supplies.....	100.00	100.00	115.30		
0210 Medical and hospital supplies.....	4,000.00	4,000.00	4,154.23		
0220 Scientific and educational supplies.....		500.00			
0230 Fuel.....	16,500.00	16,500.00	16,536.36		
0240 Wearing apparel and sewing supplies.....	500.00	500.00	439.97		
0250 Forage and other supplies for animals.....	1,000.00	1,000.00	1,008.17		
0260 Provisions.....	78,000.00	80,000.00	77,699.72		
0280 Sundry supplies.....	7,000.00	9,000.00	8,428.57		
02 Total supplies and materials.....	107,100.00	111,600.00	108,382.32		
Communication service:					
0500 Telegraph service.....	100.00	100.00	53.65		
0510 Telephone service.....	200.00	200.00	143.05		
0520 Other communication service.....	50.00	50.00	41.96		
05 Total communication service.....	350.00	350.00	238.66		
Travel expenses:					
0615 Transportation.....	2,900.00	3,000.00	2,624.22		
0616 Subsistence.....	100.00	100.00	52.50		
06 Total travel expenses.....	2,900.00	3,100.00	2,676.72		
07 Transportation of things (service).....	23,000.00	23,000.00	23,764.61		
08 Printing, binding, photographing, etc.....			286.29		
12 Repairs and alterations.....	19,500.00	18,000.00	14,042.93		
13 Special and miscellaneous expenses.....	1,258.00	658.00	343.99		
Grants, subsidies, and contributions:					
2240 Tuition.....	56,000.00	56,000.00	55,550.00		
2250 Burial expenses.....	1,000.00	1,000.00	1,000.00		
22 Total grants, subsidies, and contributions.....	57,000.00	57,000.00	56,550.00		
Equipment:					
3010 Furniture, furnishings, and fixtures.....	6,000.00	6,000.00	4,562.91		
3040 Livestock.....	3,000.00	2,500.00	2,398.50		
3050 Other equipment.....	5,500.00	6,000.00	841.56		
30 Total equipment.....	10,500.00	14,500.00	7,802.97		
32 Structures and parts and nonstructural improvements to land.....			1,117.90		
Reserve.....		7,000.00			
Total.....	375,000.00	390,000.00	368,011.15		

¹ Shortened grade for Indian Service.

Estimates of appropriations required for the service of the fiscal year ending June 30, 1927—Continued

General object (title of appropriation), date of acts, references to Statutes at Large, or to Revised Statutes, and estimated amount required for each detailed object				Total amount to be appropriated under each head of appropriation	Amount appropriated for the fiscal year ending June 30, 1926
Support of Confederated Bands of Utes: Employees, etc., Utah— Support of Confederated Bands of Utes: Subsistence, Utah— For support and civilization of Confederated Bands of Utes: For pay of two carpenters, two millers, two farmers, and two blacksmiths (article 15, treaty of March 2, 1868), \$9,660; for pay of two teachers (same article and treaty), \$2,400; for purchase of iron and steel and the necessary tools for blacksmith shop (article 9, same treaty), \$220; for annual amount for the purchase of beef, mutton, wheat flour, beans, and potatoes, or other necessary articles of food and clothing, and farming equipment (article 12, same treaty), \$24,260; for pay of employees at the several Ute agencies, [\$20,660] \$20,000; in all, [\$57,200] \$56,540 (acts Mar. 2, 1868, vol. 15, p. 619, sec. 15; Mar. 3, 1925, vol. 43, p. 1160)				\$56, 540. 00	\$57, 200.00
	Estimated expenditures, 1927 appropriation	Estimated expenditures, 1926 appropriation	Expended and obligated, 1925		
Field service:					
Salaries and wages—	Average—	Average—	Average—		
Salary range, \$2,100 to \$2,700; average, \$2,400—	No. Salary	No. Salary	No. Salary		
Physicians	2 \$2, 100	2 \$2, 100	1 1, 860		
Salary range, \$1,860 to \$2,400; average, \$2,100—					
Physician			1 1, 860		
Salary range, \$1,680 to \$2,040; average, \$1,860—					
Chief clerk	2 1, 680	2 1, 680	2 1, 680		
Salary range, \$1,500 to \$1,860; average, \$1,680—					
Lease clerk	1 1, 620	1 1, 620	1 1, 560		
Financial clerk	1 1, 500	1 1, 500	1 1, 500		
Nurse	1 1, 500	1 1, 500	1 1, 500		
Principal	1 1, 500	1 1, 500	1 1, 500		
Salary range, \$1,320 to \$1,680; average, \$1,500—					
Clerk	1 1, 320	1 1, 320	1 1, 320		
Engineer	1 1, 320	1 1, 320	1 1, 320		
Salary range, \$1,140 to \$1,500; average, \$1,320—					
Clerk	1 1, 140	1 1, 140	1 1, 140		
Financial clerk	1 1, 140	1 1, 140	1 1, 140		
Carpenter	1 1, 140	1 1, 140	1 1, 140		
Salary range, \$1,200 to \$1,500; average, \$1,350—					
Teacher	1 1, 200	1 1, 200	1 1, 200		
Farmers	4 1, 200	4 1, 200	4 1, 200		
Salary range, \$1,020 to \$1,260; average, \$1,140—					
Blacksmiths	2 1, 020	2 1, 020	2 1, 020		
Ungraded—					
Laborer	1 900	1 900	1 900		
Physician (contract)	1 700	1 700	1 700		
Total average number of employees	22	22	22		
Total salaries and wages, field service	29, 380. 00	29, 380. 00	29, 080. 00		
Miscellaneous and temporary labor, \$4 to \$1 per diem	200. 00	200. 00	96. 78		
01 Total salaries and wages	29, 580. 00	29, 580. 00	29, 176. 78		
Supplies and materials:					
0240 Wearing apparel and sewing supplies	5, 000. 00	5, 000. 00			
0260 Provisions	21, 500. 00	22, 020. 00	21, 632. 67		
0280 Sundry supplies	460. 00	100. 00			
02 Total supplies and materials	26, 960. 00	27, 120. 00	21, 632. 67		
Reserve		500. 00			
Total	56, 540. 00	57, 200. 00	50, 809. 45		
¹ Shortened grade for Indian Service.					
Support of Spokanes, Washington— For support of Spokanes in Washington (article 6 of agreement with said Indians, dated March 18, 1887, ratified by act of July 13, 1892) (acts July 13, 1892, vol. 27, p. 139, sec. 1; Mar. 3, 1925, vol. 43, p. 1161)				1, 320. 00	1, 320. 00
	Estimated expenditures, 1927 appropriation	Estimated expenditures, 1926 appropriation	Expended and obligated, 1925		
Field service:					
Salaries and wages—	Average—	Average—	Average—		
Salary range, \$1,320 to \$1,680; average, \$1,500—	No. Salary	No. Salary	No. Salary		
Carpenter	1 \$1, 320. 00	1 \$1, 320. 00	1 \$1, 320. 00		
Total average number of employees	1	1	1		
01 Total salaries and wages	1, 320. 00	1, 320. 00	1, 262. 00		
12 Repairs and alterations			40. 00		
13 Special and miscellaneous expenses			16. 96		
Total	1, 320. 00	1, 320. 00	1, 318. 96		

Estimates of appropriations required for the service of the fiscal year ending June 30, 1927—Continued

General object (title of appropriation), date of acts, references to Statutes at Large, or to Revised Statutes, and estimated amount required for each detailed object

Total amount to be appropriated under each head of appropriation

Amount appropriated for the fiscal year ending June 30, 1926

Support of Shoshones: Employees, etc., Wyoming—

For support of Shoshones in Wyoming: For pay of physician, teacher, carpenter, miller, engineer, farmer, and blacksmith (article 10, treaty of July 3, 1868), \$6,000; for pay of second blacksmith, and such iron and steel and other materials as may be required, as per article 8, same treaty, \$1,240; in all \$7,240 (*acts July 3, 1868, vol. 15, p. 673, sec. 10; Mar. 3, 1925, vol. 48, p. 1161*)

\$7,240.00

\$7,240.00

In all, for treaty stipulations, not to exceed **[\$606,020] \$589,540.**

	Estimated expenditures, 1927 appropriation		Estimated expenditures, 1926 appropriation		Expended and obligated, 1925	
Field service:	Average—		Average—		Average—	
Salaries and wages—	No.	Salary	No.	Salary	No.	Salary
Salary range, \$2,100 to \$2,700; average, \$2,400—						
Physician	1	\$2,100	1	\$2,100	1	\$2,100
Salary range, \$1,320 to \$1,680; average, \$1,500—						
Miller	1	1,320	1	1,320	1	1,320
Engineer and blacksmith	1	1,320	1	1,320	1	1,320
Salary range, \$1,200 to \$1,500; average, \$1,350—						
Farmer	1	1,200	1	1,200	1	1,200
Salary range, \$1,020 to \$1,260; average, \$1,140—						
Blacksmith	1	1,080	1	1,080	1	1,080
Salary range, \$600 to \$780; average, \$690—						
Assistant					1	600
Total average number of employees	5		5		4	
Total salaries and wages		7,020.00		7,020.00		6,057.46
01 Supplies and materials		220.00		120.00		
Reserve				100.00		
Total		7,240.00		7,240.00		6,057.46

Support of Indians, Warm Springs Agency, Oreg. (Reimbursable)—

For support and civilization of the confederated tribes and bands under Warm Springs Agency, Oregon, including pay of employees, \$4,500; to be reimbursed under such rules and regulations as the Secretary of the Interior may prescribe (*acts June 21, 1906, vol. 34, p. 266, sec. 1; Mar. 3, 1925, vol. 48, p. 1161*)

4,500.00

4,500.00

	Estimated expenditures, 1927 appropriation		Estimated expenditures, 1926 appropriation		Expended and obligated, 1925	
Field service:						
Salaries and wages—						
Salary range, \$1,860 to \$2,400; average, \$2,100—						
Physician	Average— No. Salary		Average— No. Salary		Average— No. Salary	
	★ \$1,860		★ \$1,860		★ \$1,860	
Salary range, \$1,200 to \$1,500; average, \$1,350—						
Farmer	1 1,200		1 1,200		1½ 1,200	
Salary range, \$1,020 to \$1,260; average, \$1,140—						
Blacksmith	1 1,080		1 1,080		1 1,080	
01 Total average number of employees	2½		2½		2½	
Total salaries and wages		2,745.00		2,745.00		2,647.85
Supplies and materials:						
0210 Medical and hospital supplies		200.00		150.00		172.39
0230 Fuel		400.00		400.00		414.87
0260 Provisions		550.00		500.00		498.35
0280 Sundry supplies		50.00				28.29
02 Total supplies and materials		1,200.00		1,050.00		1,113.90
12 Repairs and alterations		300.00		305.00		451.03
Equipment:						
3010 Furniture, furnishings, and fixtures		75.00		100.00		64.01
3050 Other equipment		180.00		200.00		164.81
30 Total equipment		255.00		300.00		228.82
Reserve				100.00		
Total		4,500.00		4,500.00		4,441.60

¹ Shortened grade for Indian Service.

Estimates of appropriations required for the service of the fiscal year ending June 30, 1927—Continued

General object (title of appropriation), date of acts, references to Statutes at Large, or to Revised Statutes, and estimated amount required for each detailed object	Total amount to be appropriated under each head of appropriation	Amount appropriated for the fiscal year ending June 30, 1926
Support of Wisconsin Pottawatomie Indians— <i>For the support and civilization of those portions of the Wisconsin Band of Pottawatomie Indians residing in the States of Wisconsin and Michigan, and to aid said Indians in establishing homes on the lands purchased for them under the provisions of the act of Congress approved June 30, 1913, \$6,839, to be reimbursed to the United States as provided in said act: Provided, That in the discretion of the Secretary of the Interior, the per capita share of any Indians may be paid to said Indians in cash or deposited to their credit under the individual Indian money regulations (acts June 30, 1913, vol. 38, p. 102; June 30, 1919, vol. 41, p. 29) (submitted)</i>	\$6, 839. 00	

	Estimated expenditures, 1927 appropriation
Supplies and materials:	
0240 Wearing apparel and sewing supplies.....	\$150. 00
0250 Forage and other supplies for animals.....	150. 00
0260 Provisions.....	250. 00
0280 Sundry supplies.....	300. 00
02 Total supplies and materials.....	800. 00
Equipment:	
3010 Furniture, furnishings, and fixtures.....	2, 000. 00
3040 Livestock.....	2, 000. 00
3050 Other equipment.....	1, 989. 00
30 Total equipment.....	5, 989. 00
Total.....	6, 839. 00

For support and civilization of Indians under the jurisdiction of the following agencies, to be paid from the funds held by the United States in trust for the respective tribes, in not to exceed the following sums, respectively:

Miscellaneous Indian Funds, Arizona (Tribal Funds)—

Arizona: Colorado River, \$6,000; Fort Apache, **[\$119,000]** \$129,000: *Provided, That \$3,500 thereof may be used for construction of farmer's quarters at the Cibecue station, including necessary outbuildings and well;* Fort Mojave, **[\$1,400]** \$1,000; Kaibab, \$2,000; Pima, **[\$3,000]** \$2,000; Salt River, **[\$500]** \$300; San Carlos, \$74,000; Truxton Canyon, **[\$34,000]** \$32,000; in all, \$246,300 (acts June 30, 1919, vol. 41, p. 30, sec. 25; Jan. 24, 1923, vol. 42, p. 1187, sec. 1; Mar. 3, 1925, vol. 43, p. 1161).

	Estimated expenditures, 1927 appropriation	Estimated expenditures, 1926 appropriation	Expended and obligated, 1925
COLORADO RIVER			
01 Total salaries and wages (irregular labor).....	\$1, 000. 00	\$1, 000. 00	
Supplies and materials:			
0210 Medical and hospital supplies.....	800. 00	1, 000. 00	\$586. 22
0230 Fuel.....	1, 000. 00	1, 000. 00	1, 048. 35
0260 Provisions.....	1, 800. 00	2, 000. 00	821. 99
0280 Sundry supplies.....	500. 00	500. 00	81. 16
02 Total supplies and materials.....	4, 100. 00	4, 500. 00	2, 537. 72
Communication service:			
0500 Telegraph service.....			2. 98
0520 Other communication service.....			10. 00
05 Total communication service.....			12. 98
07 Transportation of things (service).....	50. 00	50. 00	18. 54
08 Printing, binding, photographing, etc.....			8. 00
12 Repairs and alterations.....	500. 00	350. 00	526. 72
13 Special and miscellaneous expenses.....	50. 00		
Equipment:			
3000 Passenger-carrying vehicles.....			115. 00
3050 Other equipment.....	300. 00	100. 00	
30 Total equipment.....	300. 00	100. 00	115. 00
Total.....	6, 000. 00	6, 000. 00	3, 218. 96
FORT APACHE			
Field service:			
Salaries and wages—	<i>Average—</i>	<i>Average—</i>	<i>Average—</i>
Salary range, \$2,100 to \$2,700; average, \$2,400—	<i>No. Salary</i>	<i>No. Salary</i>	<i>No. Salary</i>
Physician.....	1 \$2, 100. 00	1 \$2, 100. 00	1 \$2, 100. 00
Salary range, \$1,860 to \$2,400; average, \$2,100—			
Chief clerk.....	1 1, 860. 00	1 1, 860. 00	
Salary range, \$1,680 to \$2,040; average, \$1,860—			
Forest ranger.....	1 1, 680. 00	1 1, 680. 00	1 1, 680. 00

Estimates of appropriations required for the service of the fiscal year ending June 30, 1927—Continued

General object (title of appropriation), date of acts, references to Statutes at Large, or to Revised Statutes, and estimated amount required for each detailed object				Total amount to be appropriated under each head of appropriation	Amount appropriated for the fiscal year ending June 30, 1926
Miscellaneous Indian Funds, Arizona (Tribal Funds)—Continued.					
	Estimated expenditures, 1927 appropriation	Estimated expenditures, 1926 appropriation	Expended and obligated, 1925		
FORT APACHE—continued					
Field service—Continued.					
Salaries and wages—Continued.					
Salary range, \$1,320 to \$1,680; average, \$1,500—	Average—	Average—	Average—		
Assistant clerk	No. Salary	No. Salary	No. Salary		
Financial clerk	2 \$1,320.00	2 \$1,320.00	1 \$1,320.00		
Salary range, \$1,200 to \$1,500; average, \$1,350—	1 1,320.00	1 1,320.00			
Farmer	1 1,260.00	1 1,260.00	1 1,260.00		
Salary range, \$1,260 to \$1,500; average, \$1,380—					
Farmer	1 1,380.00	1 1,380.00	1 1,380.00		
General mechanic			1 1,200.00		
Salary range, \$1,140 to \$1,500; average, \$1,320—					
Assistant clerk	1 1,140.00	1 1,140.00	1 1,140.00		
Issue clerks	1 1,140.00	1 1,140.00	1 1,140.00		
Stockmen	5 1,212.00	5 1,212.00	5 1,212.00		
Forest guard			1 1,200.00		
Salary range, \$1,140 to \$1,320; average, \$1,230—					
Assistant engineer	1 1,140.00	1 1,140.00	1 1,140.00		
Salary range, \$1,020 to \$1,260; average, \$1,140—					
Blacksmiths	2 1,070.00	2 1,070.00	2 1,070.00		
Salary range, \$780 to \$1,140; average, \$960—					
Interpreter	1 780.00	1 780.00	1 780.00		
Ungraded—					
Stableman (head)	1 1,080.00	1 1,080.00	1 1,080.00		
Laborers	4 915.00	4 915.00	4 915.00		
Total average number of employees	24	24	23		
Total salaries and wages, field service	29,400.00	29,400.00	27,300.00		
Miscellaneous and temporary labor, \$4 to \$1 per diem	18,600.00	15,600.00	29,745.13		
01 Total salaries and wages	48,000.00	46,000.00	57,045.13		
Supplies and materials:					
0200 Stationery and office supplies	50.00	50.00	13.18		
0210 Medical and hospital supplies	600.00	500.00	486.63		
0220 Scientific and educational supplies	100.00	100.00	66.90		
0230 Fuel	900.00	900.00	864.57		
0240 Wearing apparel and sewing supplies	200.00	200.00	171.19		
0250 Forage and other supplies for animals	8,500.00	7,800.00	7,700.12		
0260 Provisions	6,000.00	6,000.00	6,280.67		
0280 Sundry supplies	3,000.00	1,500.00	2,787.57		
02 Total supplies and materials	19,350.00	17,050.00	18,370.83		
05 Communication service	100.00	100.00	86.69		
06 Travel expenses	400.00	400.00	389.78		
07 Transportation of things (service)	5,000.00	4,500.00	4,342.18		
12 Repairs and alterations	5,000.00	4,000.00	3,994.01		
13 Special and miscellaneous expenses	1,050.00	1,850.00	1,957.77		
22 Grants, subsidies, and contributions	100.00	100.00	51.30		
Equipment:					
3000 Passenger-carrying vehicles			586.33		
3010 Furniture, furnishings, and fixtures	2,000.00	1,000.00	1,207.73		
3040 Livestock	8,500.00	8,000.00	565.00		
3050 Other equipment	6,500.00	6,000.00	1,710.74		
30 Total equipment	17,000.00	15,000.00	4,069.80		
32 Structures and parts and nonstructural improvements to land	33,000.00	30,000.00	6,911.21		
Total	129,000.00	119,000.00	97,198.70		
FORT MOJAVE					
01 Total salaries and wages (irregular labor)	800.00	1,000.00			
Supplies and materials:					
0230 Fuel		200.00			
0260 Provisions	100.00	100.00			
0280 Sundry supplies	100.00	100.00			
02 Total supplies and materials	200.00	400.00			
Total	1,000.00	1,400.00			
KAIBAB					
01 Total salaries and wages (irregular labor)	1,000.00	1,000.00	10.50		
Supplies and materials:					
0250 Forage and other supplies for animals	500.00	500.00	416.71		
0260 Provisions	300.00	300.00			
0280 Sundry supplies	200.00	200.00			
02 Total supplies and materials	1,000.00	1,000.00	416.71		
12 Repairs and alterations			22.25		
30 Equipment			521.10		
Total	2,000.00	2,000.00	970.56		

¹ Shortened grade for Indian Service.

Estimates of appropriations required for the service of the fiscal year ending June 30, 1927—Continued

General object (title of appropriation), date of acts, references to Statutes at Large, or to Revised Statutes, and estimated amount required for each detailed object

Total amount to be appropriated under each head of appropriation

Amount appropriated for the fiscal year ending June 30, 1926

Miscellaneous Indian Funds, Arizona (Tribal Funds)—Continued.

	Estimated expenditures, 1927 appropriation	Estimated expenditures, 1926 appropriation	Expended and obligated, 1925
PIMA			
01 Total salaries and wages (irregular labor).....	\$1,000.00	\$1,000.00	-----
Supplies and materials:			
0210 Medical and hospital supplies.....	200.00	500.00	-----
0260 Provisions.....	300.00	500.00	-----
0280 Sundry supplies.....	300.00	500.00	-----
02 Total supplies and materials.....	800.00	1,500.00	-----
07 Transportation of things (service).....	100.00	100.00	\$67.03
12 Repairs and alterations.....	-----	200.00	148.25
13 Special and miscellaneous expenses.....	100.00	200.00	294.72
Total.....	2,000.00	3,000.00	510.00
SALT RIVER			
01 Total salaries and wages (irregular labor).....	300.00	500.00	-----
SAN CARLOS			
Field service:			
Salaries and wages—	Average—	Average—	Average—
Salary range, \$1,960 to \$2,400; average, \$2,100—	No. Salary	No. Salary	No. Salary
Physician.....	1 1,860	1 1,860	1 1,860
Salary range, \$1,320 to \$1,680; average, \$1,500—			
Engineer and Sawyer.....	1 1,440	1 1,440	1 1,440
Engineer.....	1 1,440	1 1,440	1 1,440
Superintendent of livestock.....	1 1,680	1 1,680	1 1,680
Overseer.....	1 1,440	1 1,440	1 1,440
Salary range, \$1,260 to \$1,500; average, \$1,380 ¹ —			
General mechanic.....	1 1,320	1 1,320	1 1,320
Salary range, \$1,200 to \$1,500; average, \$1,350 ¹ —			
Farmer.....	1 1,260	1 1,260	1 1,260
Salary range, \$1,140 to \$1,500; average, \$1,320—			
Stockmen.....	2 1,200	2 1,200	2 1,200
Carpenter.....	1 1,140	1 1,140	1 1,140
Forest guards.....	1 1,140	1 1,140	2 1,230
Salary range, \$1,140 to \$1,320; average, \$1,230 ¹ —			
Fireman.....	1 1,140	1 1,140	1 1,140
Salary range, \$1,020 to \$1,260; average, \$1,140 ¹ —			
Harness maker.....	1 1,020	1 1,020	1 1,020
Salary range, \$900 to \$1,260; average, \$1,080—			
Lineriders.....	2 900	2 900	2 900
Ungraded—			
Laborers.....	6 880	6 880	8 885
Teamster.....	1 900	1 900	1 900
Total average number of employees.....	22	22	25
Total salaries and wages, field service.....	25,380.00	25,380.00	28,380.00
Miscellaneous and temporary labor, \$4 to \$1 per diem.....	13,000.00	13,000.00	8,338.04
01 Total salaries and wages.....	38,380.00	38,380.00	36,718.04
Supplies and materials:			
0200 Stationery and office supplies.....	50.00	50.00	7.80
0210 Medical and hospital supplies.....	550.00	550.00	404.98
0230 Fuel.....	3,000.00	3,000.00	2,918.38
0240 Wearing apparel and sewing supplies.....	600.00	500.00	423.73
0250 Forage and other supplies for animals.....	2,000.00	2,000.00	1,718.22
0260 Provisions.....	12,000.00	12,000.00	10,063.97
0280 Sundry supplies.....	2,500.00	2,500.00	990.69
02 Total supplies and materials.....	20,700.00	20,600.00	16,637.77
Communication service:			
0500 Telegraph service.....	20.00	20.00	9.31
0510 Telephone service.....	20.00	20.00	1.55
0520 Other communication service.....	10.00	10.00	1.00
05 Total communication service.....	50.00	50.00	11.86
06 Travel expenses.....	1,000.00	1,000.00	1,070.40
07 Transportation of things (service).....	1,300.00	1,300.00	1,223.40
08 Printing, binding, photographing, etc.....	-----	-----	18.45
12 Repairs and alterations.....	6,500.00	6,500.00	4,755.72
13 Special and miscellaneous expenses.....	670.00	670.00	264.60
22 Grants, subsidies, and contributions.....	100.00	100.00	35.00
Equipment:			
3000 Passenger-carrying vehicles.....	800.00	-----	2,783.51
3010 Furniture, furnishings, and fixtures.....	1,000.00	1,000.00	514.95
3040 Live stock.....	500.00	500.00	47.50
3050 Other equipment.....	3,000.00	4,000.00	2,783.30
30 Total equipment.....	5,300.00	5,500.00	6,129.26
32 Structures and parts and nonstructural improvements to land.....	-----	-----	1,130.85
Total.....	74,000.00	74,000.00	67,995.35

¹ Shortened grade for Indian Service.

Estimates of appropriations required for the service of the fiscal year ending June 30, 1927—Continued

General object (title of appropriation), date of acts, references to Statutes at Large, or to Revised Statutes, and estimated amount required for each detailed object

Total amount to be appropriated under each head of appropriation

Amount appropriated for the fiscal year ending June 30, 1926

Miscellaneous Indian Funds, Arizona (Tribal Funds)—Continued.

	Estimated expenditures, 1927 appropriation	Estimated expenditures, 1926 appropriation	Expended and obligated, 1925
TRUXTON CANTON			
Field service—			
Salaries and wages—			
Salary range, \$1,860 to \$2,400; average, \$2,100—	<i>Average—</i>	<i>Average—</i>	<i>Average—</i>
Physician	No. Salary	No. Salary	No. Salary
Salary range, \$1,680 to \$2,040; average, \$1,860—	1 \$1,860	1 \$1,860	1 \$1,860
Clerk	1 1,680	1 1,680	1 1,680
Salary range, \$1,320 to \$1,680; average, \$1,500—			
Superintendent of livestock	1 1,440	1 1,440	1 1,440
Salary range, \$1,200 to \$1,500; average, \$1,350—			
Farmer	1 1,200	1 1,200	1 1,200
Salary range, \$780 to \$1,140; average, \$900—			
Assistant stockman	1 1,140	1 1,140	1 1,140
Ungraded—			
Laborer	1 900	1 900	1 900
Total average number of employees	6	6	6
Total salaries and wages, field service	8,220.00	8,220.00	8,220.00
Miscellaneous and temporary labor, \$4 to \$1 per diem	5,000.00	6,780.00	6,508.90
01 Total salaries and wages	13,220.00	15,000.00	14,728.90
Supplies and materials:			
0210 Medical and hospital supplies	50.00	50.00	19.45
0230 Fuel	1,600.00	1,600.00	1,528.14
0240 Wearing apparel and sewing supplies	500.00	600.00	590.51
0250 Forage and other supplies for animals	6,000.00	6,000.00	5,771.39
0260 Provisions	1,000.00	1,000.00	1,246.92
0280 Sundry supplies	200.00	300.00	239.87
02 Total supplies and materials	9,350.00	9,550.00	9,396.28
Communication service:			
0500 Telegraph service	25.00	25.00	13.13
0510 Telephone service	75.00	75.00	56.65
05 Total communication service	100.00	100.00	69.78
06 Travel expenses	50.00	50.00	42.75
07 Transportation of things (service)	50.00	50.00	44.84
10 Furnishing of heat, light, power, water, and electricity (service)	1,200.00	1,200.00	1,195.94
12 Repairs and alterations	1,000.00	1,500.00	1,361.42
13 Special and miscellaneous expenses	230.00	350.00	450.52
22 Grants, subsidies, and contributions	100.00	100.00	40.75
Equipment:			
3000 Passenger-carrying vehicles			402.00
3010 Furniture, furnishings, and fixtures	400.00	300.00	344.71
3040 Livestock	6,000.00	5,500.00	
3050 Other equipment	300.00	300.00	230.73
30 Total equipment	6,700.00	6,100.00	977.44
32 Structures and parts and nonstructural improvements to land			1,400.00
Total	32,000.00	34,000.00	29,708.62

1 Shortened grade for Indian Service.

Miscellaneous Indian Funds, California (Tribal Funds)—

California: [Hoopa Valley, \$200] Round Valley, \$7,000; Tule River, \$200; in all, \$7,200 (acts June 30, 1919, vol. 41, p. 30, sec. 25; Jan. 24, 1923, vol. 42, p. 1188, sec. 1; Mar. 3, 1925, vol. 43, p. 1161).

	Estimated expenditures, 1927 appropriation	Estimated expenditures, 1926 appropriation	Expended and obligated, 1925
ROUND VALLEY			
01 Total salaries and wages (irregular labor)	\$5,000.00	\$5,000.00	\$1,134.33
Supplies and materials:			
0210 Medical and hospital supplies	200.00	200.00	148.78
0230 Fuel	200.00	200.00	168.26
0260 Provisions	300.00	300.00	208.26
0280 Sundry supplies	300.00	300.00	6.68
02 Total supplies and materials	1,000.00	1,000.00	531.98
06 Travel expenses	250.00	300.00	58.08
07 Transportation of things (service)	100.00	100.00	46.42
10 Furnishing of heat, light, power, water, and electricity (service)	250.00		
12 Repairs and alterations	250.00	400.00	140.25
13 Special and miscellaneous expenses	150.00	200.00	167.36
Total	7,000.00	7,000.00	2,078.42

Estimates of appropriations required for the service of the fiscal year ending June 30, 1927—Continued

General object (title of appropriation), date of acts, references to Statutes at Large, or to Revised Statutes, and estimated amount required for each detailed object				Total amount to be appropriated under each head of appropriation	Amount appropriated for the fiscal year ending June 30, 1926
Miscellaneous Indian Funds, California (Tribal Funds)—Continued.					
	Estimated expenditures, 1927 appropriation	Estimated expenditures, 1926 appropriation	Expended and obligated, 1925		
TULE RIVER					
01 Total salaries and wages (irregular labor).....	\$100.00	\$100.00	-----		
Supplies and materials:					
0210 Medical and hospital supplies.....	20.00	10.00	-----		
0260 Provisions.....	50.00	50.00	-----		
0280 Sundry supplies.....	30.00	40.00	-----		
02 Total supplies and materials.....	100.00	100.00	-----		
Total.....	200.00	200.00	-----		
Miscellaneous Indian Funds, Colorado (Tribal Funds)—					
Colorado: Consolidated Ute (Southern Ute, \$5,000; Ute Mountain, \$14,500), \$19,500 (acts June 30, 1919, vol. 41, p. 30, sec. 25; Jan. 24, 1923, vol. 42, p. 1189, sec. 1; Mar. 3, 1925, vol. 43, p. 1161).					
	Estimated expenditures, 1927 appropriation	Estimated expenditures, 1926 appropriation	Expended and obligated, 1925		
Field service:					
Salaries and wages—	Average—	Average—	Average—		
Salary range, \$1,200 to \$1,500; average, \$1,350—	No. Salary	No. Salary	No. Salary		
General mechanic.....	1 \$1,200	1 \$1,200	1 \$1,200		
Salary range, \$1,140 to \$1,500; average, \$1,320—					
Stockman.....			1 1,260		
Salary range, \$1,020 to \$1,260; average, \$1,140—					
Blacksmith.....	1 1,080	1 1,080	1 1,080		
Total average number of employees.....	2	2	3		
Total salaries and wages, field service.....	2,280.00	2,280.00	3,540.00		
Miscellaneous and temporary labor, \$4 and \$1 per diem.....	2,800.00	2,800.00	804.95		
01 Total salaries and wages.....	5,080.00	5,080.00	4,344.95		
Supplies and materials:					
0210 Medical and hospital.....	600.00	600.00	549.18		
0230 Fuel.....	1,900.00	1,900.00	1,725.59		
0240 Wearing apparel and sewing supplies.....	100.00	-----	46.51		
0250 Forage and other supplies for animals.....	600.00	650.00	604.05		
0260 Provisions.....	900.00	950.00	813.87		
0280 Sundry supplies.....	500.00	500.00	705.60		
02 Total supplies and materials.....	4,600.00	4,600.00	4,444.80		
Communication service:					
0500 Telegraph service.....	25.00	25.00	25.93		
0510 Telephone service.....	75.00	75.00	53.10		
05 Total communication service.....	100.00	100.00	79.03		
06 Travel expenses.....	150.00	150.00	154.87		
07 Transportation of things (service).....	100.00	100.00	59.88		
12 Repairs and alterations.....	1,500.00	1,500.00	1,423.07		
13 Special and miscellaneous expenses.....	270.00	970.00	216.00		
Equipment:					
3010 Furniture, furnishings, and fixtures.....	200.00	150.00	139.76		
3040 Livestock.....	7,000.00	6,300.00	675.00		
3050 Other equipment.....	500.00	550.00	159.95		
30 Total equipment.....	7,700.00	7,000.00	974.71		
Total.....	19,500.00	19,500.00	11,697.31		

¹ Shortened grade for Indian Service.

Estimates of appropriations required for the service of the fiscal year ending June 30, 1927—Continued

General object (title of appropriation), date of acts, references to Statutes at Large, or to Revised Statutes, and estimated amount required for each detailed object				Total amount to be appropriated under each head of appropriation	Amount appropriated for the fiscal year ending June 30, 1926
Miscellaneous Indian Funds, Idaho (Tribal Funds)— Idaho: Coeur d'Alene, \$16,000; Fort Hall, \$25,000; Fort Lapwai, \$14,000; in all, \$55,000 (acts June 30, 1919, vol. 41, p. 30, sec. 25; Jan. 24, 1923, vol. 42, p. 1189, sec. 1; Mar. 3, 1925, vol. 43, p. 1161).					
		Estimated expenditures, 1927 appropriation	Estimated expenditures, 1926 appropriation	Expended and obligated, 1925	
COEUR D'ALENE					
Field service:					
Salaries and wages—					
Salary range, \$2,100 to \$2,700; average, \$2,400—					
Superintendent.....	No. 1	Average Salary \$2,100	No. 1	Average Salary \$2,100	No. 1
Salary range, \$1,860 to \$2,400; average, \$2,100—					
Ranger.....	1	1,860	1	1,860	1
Salary range, \$1,860 to \$2,200; average, \$2,000—					
Special officer.....	1	1,860	1	1,860	1
Salary range, \$1,500 to \$1,860; average, \$1,680—					
Clerk.....	1	1,500	1	1,500	1
Salary range, \$1,320 to \$1,680; average, \$1,500—					
Clerk.....	1	1,320	1	1,320	1
Salary range, \$1,200 to \$1,500; average, \$1,350—					
Farmer.....	1	1,200	1	1,200	1
Salary range, \$600 to \$780; average, \$690—					
Interpreter.....	1	420	1	420	1
Ungraded—					
Laborer.....	1	900	1	900	1
Total average number of employees.....	7½		7½		6½
01 Total salaries and wages.....		10,230.00		10,230.00	9,114.70
Supplies and materials:					
0210 Medical and hospital supplies.....		300.00		300.00	145.36
0230 Fuel.....		1,200.00		1,200.00	1,061.21
0240 Wearing apparel and sewing supplies.....		100.00		100.00	52.50
0250 Forage and other supplies for animals.....		400.00		500.00	312.04
0260 Provisions.....		400.00		500.00	150.39
0280 Sundry supplies.....		300.00		500.00	87.56
02 Total supplies and materials.....		2,700.00		3,100.00	1,809.06
05 Communication service.....		110.00		110.00	107.85
06 Travel expense.....		900.00		1,000.00	822.24
12 Repairs and alterations.....		1,710.00		1,260.00	1,484.38
Equipment:					
3010 Furniture, furnishings, and fixtures.....		200.00		150.00	133.94
3050 Other equipment.....		150.00		150.00	69.70
30 Total equipment.....		350.00		300.00	203.64
Total.....		16,000.00		16,000.00	13,541.87
FORT HALL					
Field service:					
Salaries and wages—					
Salary range, \$1,500 to \$1,860; average, \$1,680—					
Nurse.....	1	1,500	1	1,500	1
Salary range, \$1,200 to \$1,500; average, \$1,350—					
General mechanic.....	1	1,200	1	1,200	1
Farmer.....	1	1,200	1	1,200	1
Salary range, \$900 to \$1,260; average, \$1,080—					
Matron.....	1	900	1	900	1
Salary range, \$780 to \$1,140; average, \$960—					
Cook.....	1	840	1	840	1
Total average number of employees.....	5		5		5
Total salaries and wages, field service.....		5,640.00		5,640.00	5,640.00
Miscellaneous and temporary labor, \$4 to \$1 per diem.....		8,000.00		8,000.00	10,029.95
01 Total salaries and wages.....		13,640.00		13,640.00	15,669.95
Supplies and materials:					
0210 Medical and hospital supplies.....		250.00		250.00	242.61
0230 Fuel.....		3,100.00		3,100.00	3,214.98
0250 Forage and other supplies for animals.....		500.00		500.00	457.50
0260 Provisions.....		1,200.00		1,000.00	1,703.02
0280 Sundry supplies.....		500.00		500.00	2,459.00
02 Total supplies and materials.....		5,550.00		5,350.00	8,077.06
Communication service:					
0500 Telegraph service.....		25.00		25.00	25.30
0510 Telephone service.....		275.00		275.00	265.86
05 Total communication service.....		300		300	290.98
06 Travel expenses.....		100.00		100.00	138.83
07 Transportation of things (service).....		400.00		300.00	274.33
08 Printing, binding, photographing, etc.....		450.00		500.00	39.74
10 Furnishing of heat, light, power, water, and electricity (service).....		450.00		500.00	409.68
12 Repairs and alterations.....		3,300.00		3,000.00	3,178.45
13 Special and miscellaneous expenses.....		60.00		110.00	132.50
22 Grants, subsidies, and contributions.....		100.00		100.00	50.00
Equipment:					
3000 Passenger-carrying vehicles.....					770.35
3010 Furniture, furnishings, and fixtures.....		400.00		350.00	252.06
3050 Other equipment.....		700.00		1,250.00	1,518.84
30 Total equipment.....		1,100.00		1,600.00	2,541.25
Total.....		25,000.00		25,000.00	30,902.77

¹ Shortened grade for Indian Service.

Estimates of appropriations required for the service of the fiscal year ending June 30, 1927—Continued

General object (title of appropriation), date of acts, references to Statutes at Large, or to Revised Statutes, and estimated amount required for each detailed object				Total amount to be appropriated under each head of appropriation		Amount appropriated for the fiscal year ending June 30, 1926	
Miscellaneous Indian Funds, Idaho (Tribal Funds)—Continued.							
		Estimated expenditures, 1927 appropriation	Estimated expenditures, 1926 appropriation	Expended and obligated, 1925			
FORT LAPWAI							
Field Service:							
Salaries and wages—		<i>Average—</i>	<i>Average—</i>	<i>Average—</i>			
Salary range, \$3,000 to \$3,600; average, \$3,300—		<i>No.</i>	<i>Salary</i>	<i>No.</i>	<i>Salary</i>	<i>No.</i>	<i>Salary</i>
Superintendent		1	\$3,000	1	\$3,000	1	\$3,000
Salary range, \$1,680 to \$2,040; average, \$1,860—							
Financial clerk		1	1,680	1	1,680	1	1,680
Salary range, \$1,320 to \$1,680; average, \$1,500—							
Lease clerk		1	1,380	1	1,380	1	1,380
Clerk		1	1,320	1	1,320	1	1,320
Salary range, \$1,200 to \$1,500; average, \$1,350—							
Farmer		2	1,230	2	1,230	2	1,230
Salary range, \$1,140 to \$1,500; average, \$1,320—							
Assistant clerk		1	1,140	1	1,140	1	1,140
Salary range, \$900 to \$1,260; average, \$1,080—							
Night watchman		1	900	1	900	1	900
Ungraded—							
Laborer		1	900	1	900	1	900
Total average number of employees		8		8		8	
Total salaries and wages, field service			10,830.00		10,830.00		10,830.00
Miscellaneous and temporary labor, \$4 to \$1 per diem.			500.00		500.00		424.94
01 Total salaries and wages			11,330.00		11,330.00		11,254.94
Supplies and materials:							
0230 Fuel			1,000.00		1,000.00		969.80
0250 Forage and other supplies for animals			100.00		100.00		53.00
0260 Provisions			200.00		200.00		38.10
0280 Sundry supplies			100.00		100.00		9.80
02 Total supplies and materials			1,400.00		1,400.00		1,070.70
05 Communication service			75.00		75.00		71.61
06 Travel expenses			100.00		100.00		97.31
10 Furnishing of heat, light, power, water, and electricity (service)			400.00		400.00		400.00
12 Repairs and alterations			550.00		600.00		516.46
13 Special and miscellaneous expenses			145.00		95.00		350.50
Total			14,000.00		14,000.00		13,761.52
1 Shortened grade for Indian Service.							
Miscellaneous Indian Funds, Iowa (Tribal Funds)—							
Iowa: Sac and Fox, \$1,800 (acts June 30, 1919, vol. 41, p. 30, sec. 25; Jan. 24, 1923, vol. 42, p. 1189, sec. 1; Mar. 3, 1925, vol. 43, p. 1161).							
		Estimated expenditures, 1927 appropriation	Estimated expenditures, 1926 appropriation	Expended and obligated, 1925			
Field service:							
Salaries and wages—		<i>Average—</i>	<i>Average—</i>	<i>Average—</i>			
Salary range, \$1,200 to \$1,500; average, \$1,350—		<i>No.</i>	<i>Salary</i>	<i>No.</i>	<i>Salary</i>	<i>No.</i>	<i>Salary</i>
Farmer		1	\$1,200.00	1	\$1,200.00		
Total average number of employees		1		1			
01 Total salaries and wages			600.00		600.00		
05 Communication service							\$1.82
07 Transportation of things (service)							6.88
12 Repairs and alterations							75.20
13 Special and miscellaneous expenses (taxes)			1,200.00		1,200.00		1,672.01
Total			1,800.00		1,800.00		1,755.91

Estimates of appropriations required for the service of the fiscal year ending June 30, 1927—Continued

General object (title of appropriation), date of acts, references to Statutes at Large, or to Revised Statutes, and estimated amount required for each detailed object				Total amount to be appropriated under each head of appropriation	Amount appropriated for the fiscal year ending June 30, 1926
Miscellaneous Indian Funds, Kansas (Tribal Funds)— Kansas: Kickapoo, [\$500] \$1,500; Pottawatomie, \$2,800; in all, \$4,300 (acts June 30, 1919, vol. 41, p. 30, sec. 25; Jan. 24, 1923, vol. 42, p. 1189, sec. 1; Mar. 3, 1925, vol. 43, p. 1161).					
	Estimated expenditures, 1927 appropriation	Estimated expenditures, 1926 appropriation	Expended and obligated, 1925		
KICKAPOO					
01 Total salaries and wages (irregular labor).....	\$500.00	\$500.00	-----		
Supplies and materials:					
0230 Fuel.....	100.00	-----	\$79.55		
0260 Provisions.....	100.00	-----	-----		
0280 Sundry supplies.....	100.00	-----	-----		
02 Total supplies and materials.....	300.00	-----	79.55		
05 Communication service.....	50.00	-----	30.85		
06 Travel expense.....	150.00	-----	136.75		
07 Transportation of things (service).....	50.00	-----	30.00		
08 Printing, binding, photographing, etc.....	-----	-----	18.35		
12 Repairs and alterations.....	450.00	-----	206.50		
Total.....	1,500.00	500.00	500.00		
POTTAWATOMIE					
Field service:					
Salaries and wages—					
Salary range, \$1,500 to \$1,850; average, \$1,680—	Average—	Average—	Average—		
Clerk.....	No. Salary ¼ \$1,500.00	No. Salary ¼ \$1,500.00	No. Salary ¼ \$1,500.00		
Total average number of employees.....	¼	¼	¼		
Total salaries and wages, field service.....	750.00	750.00	1,248.62		
Miscellaneous and temporary labor, \$4 to \$1 per diem.....	320.00	320.00	-----		
01 Total salaries and wages.....	1,070.00	1,070.00	1,248.62		
Supplies and materials:					
0230 Fuel.....	275.00	275.00	261.81		
0280 Sundry supplies.....	125.00	125.00	58.30		
02 Total supplies and materials.....	400.00	400.00	320.11		
Communication service:					
0510 Telephone service.....	75.00	75.00	52.28		
0520 Other communication service.....	25.00	25.00	7.40		
05 Total communication service.....	100.00	100.00	59.68		
06 Travel expense.....	50.00	50.00	32.24		
07 Transportation of things (service).....	50.00	50.00	37.28		
10 Furnishing of heat, light, power, water, and electricity (service).....	30.00	30.00	30.00		
12 Repairs and alterations.....	600.00	600.00	503.35		
Equipment:					
3010 Furniture, furnishings, and fixtures.....	350.00	350.00	442.40		
3050 Other equipment.....	150.00	150.00	104.72		
30 Total equipment.....	500.00	500.00	547.12		
Total.....	2,800.00	2,800.00	2,778.40		
Miscellaneous Indian Funds, Michigan (Tribal Funds)— Michigan: Mackinac, \$700 (acts June 30, 1919, vol. 41, p. 30, sec. 25; Jan. 24, 1923, vol. 42, p. 1190, sec. 1; Mar. 3, 1925, vol. 43, p. 1161).					
	Estimated expenditures, 1927 appropriation	Estimated expenditures, 1926 appropriation	Expended and obligated, 1925		
Supplies and materials:					
0210 Medical and hospital supplies.....	\$100	\$100	\$26.29		
0260 Provisions.....	100	-----	-----		
0280 Sundry supplies.....	200	200	-----		
02 Total supplies and materials.....	400	300	26.29		
12 Repairs and alterations.....	300	400	-----		
Total.....	700	700	26.29		

Estimates of appropriations required for the service of the fiscal year ending June 30, 1927—Continued

General object (title of appropriation), date of acts, references to Statutes at Large, or to Revised Statutes, and estimated amount required for each detailed object				Total amount to be appropriated under each head of appropriation	Amount appropriated for the fiscal year ending June 30, 1926
Miscellaneous Indian Funds, Minnesota (Tribal Funds)—					
Minnesota: Consolidated Chippewa, \$3,000; Red Lake, [\$25,000] \$60,000, payable out of trust funds of Red Lake Indians; in all, \$63,000 (acts June 30, 1919, vol. 41, p. 30, sec. 25; Jan. 24, 1923, vol. 42, p. 1190, sec. 1; Mar. 3, 1925, vol. 43, p. 1161).					
	Estimated expenditures, 1927 appropriation	Estimated expenditures, 1926 appropriation	Expended and obligated, 1925		
CONSOLIDATED CHIPPEWA					
01 Total salaries and wages (irregular labor).....	\$1,000.00	\$1,000.00		
02 Supplies and materials.....	500.00	500.00		
05 Communication service.....	50.00	50.00		
Travel expenses:					
0615 Transportation.....	250.00	250.00	\$194.04		
0616 Subsistence.....	250.00	250.00	252.00		
06 Total travel expenses.....	500.00	500.00	446.04		
13 Special and miscellaneous expenses.....	650.00	650.00	244.96		
22 Grants, subsidies, and contributions.....	300.00	300.00		
30 Equipment.....	640.20		
Total.....	3,000.00	3,000.00	1,331.20		
RED LAKE					
Field service:					
Salaries and wages—					
Salary range, \$2,400 to \$3,000; average, \$2,700—	Average—	Average—	Average—		
Superintendent.....	No. Salary	No. Salary	No. Salary		
Salary range, \$2,100 to \$2,700; average, \$2,400—	★ \$2,400	★ \$2,400	★ \$2,400		
Physician.....			★ 2,100		
Salary range, \$1,680 to \$2,040; average, \$1,860—					
Chief clerk.....			1 1,680		
Engineer and mill superintendent.....			1 1,680		
Salary range, \$1,320 to \$1,680; average, \$1,500—					
Financial clerk.....			1 1,320		
Assistant clerk.....			1 1,320		
Salary range, \$1,140 to \$1,500; average, \$1,320—					
Clerk.....			1 1,140		
Carpenter.....			1 1,140		
Ungraded—					
Laborer.....			1 900		
Total average number of employees.....	★ 1,200.00	★ 1,200.00	8 10,230.00		
Total salaries and wages, field service.....					
Miscellaneous and temporary labor, \$8 to \$2 per diem.....	40,800.00	10,800.00	4,438.44		
01 Total salaries and wages.....	42,000.00	12,000.00	14,668.44		
Supplies and materials:					
0210 Medical and hospital supplies.....	50.00	50.00	42.28		
0230 Fuel.....	2,000.00	2,000.00	1,596.72		
0250 Forage and other supplies for animals.....	3,000.00	2,000.00	1,650.11		
0260 Provisions.....	1,500.00	500.00	92.48		
0280 Sundry supplies.....	1,200.00	1,000.00	304.61		
02 Total supplies and materials.....	7,750.00	5,550.00	3,686.20		
Communication service:					
0510 Telephone service.....	75.00	75.00	69.85		
0520 Other communication service.....	25.00	25.00	1.00		
05 Total communication service.....	100.00	100.00	70.85		
06 Travel expense.....	500.00	400.00	385.42		
07 Transportation of things (service).....	200.00	100.00	37.97		
08 Printing, binding, photographing, etc.....	4.70		
12 Repairs and alterations.....	4,000.00	2,500.00	1,477.19		
13 Special miscellaneous expenses.....	350.00	250.00	334.96		
22 Grants, subsidies, and contributions.....	100.00	100.00	60.00		
Equipment:					
3010 Furniture, furnishings, and fixtures.....	500.00	500.00	429.39		
3050 Other equipment.....	4,500.00	3,500.00	2,871.81		
30 Total equipment.....	5,000.00	4,000.00	3,301.20		
32 Structures and parts and nonstructural improvements to land.....	481.64		
Total.....	60,000.00	25,000.00	24,508.57		

Estimates of appropriations required for the service of the fiscal year ending June 30, 1927—Continued

General object (title of appropriation), date of acts, references to Statutes at Large, or to Revised Statutes, and estimated amount required for each detailed object				Total amount to be appropriated under each head of appropriation	Amount appropriated for the fiscal year ending June 30, 1926
Miscellaneous Indian Funds, Montana (Tribal Funds)—					
Montana: Blackfeet, [\$8,500] \$6,000; Crow, [\$99,500] \$90,000; Flat-head, [\$41,000] \$40,000; Fort Belknap, \$20,000; Fort Peck, \$5,500; Rocky Boy, \$5,000; Tongue River, \$9,500; in all, \$171,000 (acts June 30, 1919, vol. 41, p. 30, sec. 25; Jan. 24, 1923, vol. 42, p. 1191, sec. 1; Mar. 3, 1925, vol. 43, p. 1161).					
	Estimated expenditures, 1927 appropriation	Estimated expenditures, 1926 appropriation	Expended and obligated, 1925		
BLACKFEET					
01 Total supplies and materials (irregular labor).....	\$1,000.00	\$2,000.00	\$1,058.00		
Supplies and materials:					
0240 Wearing apparel and sewing supplies.....	1,500.00	2,000.00	2,142.80		
0260 Provisions.....	3,500.00	4,000.00	3,943.74		
0280 Sundry supplies.....			97.15		
02 Total supplies and materials.....	5,000.00	6,000.00	6,183.69		
13 Special and miscellaneous expenses.....		500.00	305.40		
Total.....	6,000.00	6,500.00	7,547.09		
CROW					
Field service:					
Salaries and wages—					
Salary range, \$3,300 to \$3,900; average, \$3,600—					
Superintendent.....	1 No. \$3,300	1 No. \$3,300	1 No. \$3,300		
Salary range, \$2,100 to \$2,700; average, \$2,400—					
Physician.....	1 2,100	1 2,100	1 2,100		
Salary range, \$1,860 to \$2,400; average, \$2,100—					
Physicians.....	1 1,860	1 1,860	1 1,860		
Chief clerk.....	1 1,860	1 1,860	1 1,860		
Day school inspector.....	1 1,860	1 1,860	1 1,860		
Salary range, \$1,860 to \$2,200; average, \$2,000—					
Special officer.....	1 1,860	1 1,860	1 1,860		
Salary range, \$1,500 to \$1,860; average, \$1,680—					
Lease clerk.....	1 1,500	1 1,500	1 1,500		
Clerk.....	1 1,500	1 1,500	1 1,500		
Nurses.....	2 1,500	2 1,500	2 1,500		
Salary range, \$1,320 to \$1,680; average, \$1,500—					
Field clerk.....	1 1,320	1 1,320	1 1,320		
Miller.....	1 1,320	1 1,320	1 1,320		
Property clerk.....	1 1,320	1 1,320	1 1,320		
Engineer.....	1 1,380	1 1,380	1 1,380		
Salary range, \$1,200 to \$1,500; average, \$1,350—					
Female industrial teacher.....	1 1,200	1 1,200	1 1,200		
Farmers.....	5 1,200	5 1,200	6 1,200		
Field matron.....	1 1,200	1 1,200	1 1,200		
Salary range, \$1,140 to \$1,500; average, \$1,320—					
Clerks.....	2 1,140	2 1,140	2 1,140		
Assistant clerks.....	3 1,140	3 1,140	3 1,140		
Salary range, \$900 to \$1,260; average, \$1,080—					
Matron.....	1 900	1 900	1 900		
Cook and laundress.....	1 900	1 900	2 900		
Linerider.....					
Salary range, \$780 to \$1,140; average, \$960—					
Interpreters.....	4 780	4 780	5 780		
Ungraded—					
Laborers.....	7 909	7 909	7 909		
Total average number of employees.....	37 1/2	37 1/2	42 1/2		
Total salaries and wages, field service.....	45,350.00	45,350.00	50,850.00		
Miscellaneous and temporary labor, \$4 to \$1 per diem.....	8,000.00	10,000.00	2,546.66		
01 Total salaries and wages.....	53,350.00	55,350.00	53,396.66		
Supplies and materials:					
0200 Stationery and office supplies.....	100.00	100.00	19.58		
0210 Medical and hospital supplies.....	3,500.00	4,000.00	2,221.83		
0230 Fuel.....	7,500.00	8,000.00	7,998.21		
0240 Wearing apparel and sewing supplies.....	100.00	100.00	24.07		
0250 Forage and other supplies for animals.....	1,000.00	1,500.00	788.50		
0260 Provisions.....	3,000.00	3,500.00	2,625.25		
0280 Sundry supplies.....	3,000.00	3,500.00	2,060.74		
02 Total supplies and materials.....	18,200.00	20,700.00	15,738.18		
Communication service:					
0500 Telegraph service.....	25.00	25.00	2.40		
0510 Telephone service.....	50.00	50.00	46.85		
0520 Other communication service.....	25.00	25.00	15.00		
05 Total communication service.....	100.00	100.00	64.25		
Travel expenses:					
0615 Transportation.....	1,200.00	1,200.00	1,533.04		
0616 Subsistence.....	400.00	400.00			
06 Total travel expenses.....	1,600.00	1,600.00	1,533.04		
07 Transportation of things (service).....	3,400.00	3,500.00	3,310.31		
08 Printing, binding, photographing, etc.....			16.50		
09 Advertising and publication of notices.....			14.96		
12 Repairs and alterations.....	8,000.00	10,000.00	9,061.89		
13 Special and miscellaneous expenses.....	1,050.00	1,950.00	1,079.06		
22 Grants, subsidies, and contributions.....	300.00	300.00	195.00		

1 Shortened grade for Indian Service.

Estimates of appropriations required for the service of the fiscal year ending June 30, 1927—Continued

General object (title of appropriation), date of acts, references to Statutes at Large, or to Revised Statutes, and estimated amount required for each detailed object				Total amount to be appropriated under each head of appropriation	Amount appropriated for the fiscal year ending June 30, 1926
Miscellaneous Indian Funds, Montana (Tribal Funds)—Continued.					
	Estimated expenditures, 1927 appropriation	Estimated expenditures, 1926 appropriation	Expended and obligated, 1925		
CROW—continued					
Equipment:					
3000 Passenger-carrying vehicles.....			\$1,465.00		
3010 Furniture, furnishings, and fixtures.....	\$1,000.00	\$1,000.00	674.02		
3050 Other equipment.....	3,000.00	5,000.00	3,228.29		
30 Total equipment.....	4,000.00	6,000.00	5,367.31		
32 Structures and parts and nonstructural improvements to land.....			264.55		
Total.....	90,000.00	99,500.00	90,671.71		
FLATHEAD					
Field service:					
Salaries and wages—					
Salary range, \$1,360 to \$2,400; average, \$2,100—					
Special officer.....	1 1,860	1 1,860	1 1,860		
Salary range, \$1,680 to \$2,040; average, \$1,860—					
General mechanic.....	1 1,680	1 1,680	1 1,680		
Salary range, \$1,500 to \$1,860; average, \$1,680—					
Day school inspector.....	1 1,500	1 1,500			
Salary range, \$1,320 to \$1,680; average, \$1,500—					
Clerk.....	1 1,440	1 1,440	1 1,440		
Lease clerk.....	1 1,320	1 1,320	1 1,320		
Engineer.....	1 1,320	1 1,320	1 1,320		
Salary range, \$1,200 to \$1,500; average, \$1,350—					
Farmers.....	3 1,360	3 1,360	2 1,440		
Salary range, \$1,140 to \$1,500; average, \$1,320—					
Stenographer and typewriter.....	1 1,140	1 1,140	1 1,140		
Forest guards.....			2 600		
Ungraded—					
Laborers.....	2 900	2 900	1 900		
Total average number of employees.....	12	12	11 1/2		
Total salaries and wages, field service.....	16,140.00	16,140.00	15,535.45		
Miscellaneous and temporary labor, \$4 to \$1 per diem.....	5,000.00	5,000.00			
01 Total salaries and wages.....	21,140.00	21,140.00	15,535.45		
Supplies and materials:					
0210 Medical and hospital supplies.....	300.00	300.00	269.14		
0220 Scientific and educational supplies.....			14.14		
0230 Fuel.....	3,500.00	3,500.00	1,000.69		
0240 Wearing apparel and sewing supplies.....	500.00	500.00	90.99		
0250 Forage and other supplies for animals.....	200.00	200.00	99.87		
0260 Provisions.....	4,000.00	4,000.00	1,361.08		
0290 Sundry supplies.....	500.00	500.00	216.69		
02 Total supplies and materials.....	9,000.00	9,000.00	3,062.50		
Communication service:					
0500 Telegraph service.....	25.00	25.00	3.04		
0510 Telephone service.....	50.00	50.00	29.15		
05 Total communication service.....	75.00	75.00	32.19		
Travel expenses:					
0615 Transportation.....	850.00	850.00	814.54		
0616 Subsistence.....	300.00	300.00	279.70		
06 Total travel expenses.....	1,150.00	1,150.00	1,094.24		
07 Transportation of things (service).....	1,500.00	1,500.00	1,158.71		
10 Furnishing of heat, light, power, water, and electricity (service).....	350.00	350.00	24.00		
11 Rents.....			18.75		
12 Repairs and alterations.....	4,000.00	5,000.00	1,877.54		
13 Special and miscellaneous expenses.....	785.00	785.00	9.10		
Equipment:					
3010 Furniture, furnishings, and fixtures.....	500.00	500.00	235.74		
3050 Other equipment.....	1,500.00	1,500.00	89.02		
30 Total equipment.....	2,000.00	2,000.00	324.76		
Total.....	40,000.00	41,000.00	23,127.24		
FORT BELKNAP					
Field service:					
Salaries and wages—					
Salary range, \$1,500 to \$1,860; average, \$1,680—					
Nurse.....	1 1,500	1 1,500	1 1,500		
Salary range, \$1,320 to \$1,680; average, \$1,500—					
Clerk-stenographer.....	1 1,320	1 1,320	1 1,320		
Salary range, \$1,200 to \$1,500; average, \$1,350—					
Farmers.....	2 1,200	2 1,200	1 1/2 1,200		
Salary range, \$1,140 to \$1,500; average, \$1,320—					
Clerk.....	1 1,140	1 1,140	1 1,140		
Forest guard.....	1 1,140	1 1,140	1 1,140		
Salary range, \$1,020 to \$1,260; average, \$1,140—					
Harness maker.....	1 1,140	1 1,140	1 1,140		
Salary range, \$900 to \$1,260; average, \$1,080—					
Matron and cook.....	1 1,020	1 1,020	1 1,020		
Salary range, \$780 to \$1,140; average, \$960—					
Herder.....	1 900	1 900	1 900		
Ungraded—					
Laborer.....	1 900	1 900	1 900		
Total average number of employees.....	10	10	8 1/2		
01 Total salaries and wages.....	11,460.00	11,460.00	10,146.78		

1 Shortened grade for Indian Service.

Estimates of appropriations required for the service of the fiscal year ending June 30, 1927—Continued

General object (title of appropriation), date of acts, references to Statutes at Large, or to Revised Statutes, and estimated amount required for each detailed object				Total amount to be appropriated under each head of appropriation	Amount appropriated for the fiscal year ending June 30, 1926
Miscellaneous Indian Funds, Montana (Tribal Funds)—Continued.					
	Estimated expenditures, 1927 appropriation	Estimated expenditures, 1926 appropriation	Expended and obligated, 1925		
FORT BELKNAP—continued					
Supplies and materials:					
0210 Medical and hospital supplies.....	\$1,000.00	\$1,000.00	\$901.83		
0230 Fuel.....	2,200.00	2,000.00	2,152.49		
0240 Wearing apparel and sewing supplies.....	100.00	500.00	514.52		
0250 Forage and other supplies for animals.....	100.00	200.00	190.05		
0260 Provisions.....	3,500.00	3,000.00	3,329.84		
0280 Sundry supplies.....	200.00	300.00	1,639.90		
02 Total supplies and materials.....	7,100.00	7,000.00	8,718.63		
05 Communication service.....			5.77		
06 Travel expense.....	100.00	200.00	187.89		
07 Transportation of things (service).....	400.00	500.00	506.14		
08 Printing, binding, photographing, etc.....			30.01		
11 Rents.....			13.25		
12 Repairs and alterations.....	300.00	500.00	1,756.01		
13 Special and miscellaneous expenses.....	140.00	140.00	162.00		
Equipment:					
3010 Furniture, furnishings, and fixtures.....			301.77		
3040 Livestock.....			14.00		
3050 Other equipment.....	500.00	200.00	221.88		
30 Total equipment.....	500.00	200.00	537.65		
32 Structures and parts and nonstructural improvements to land.....			46.67		
Total.....	20,000.00	20,000.00	22,110.80		
FORT PECK					
Field service:					
Salaries and wages—					
Salary range, \$1,200 to \$1,500; average, \$1,350 1—	Average—	Average—	Average—		
Farmer.....	No. 2	No. 2	No. 1½		
Total average number of employees.....	2	2	1½		
Total salaries and wages, field service.....	2,400.00	2,400.00	1,327.77		
Miscellaneous and temporary labor, \$4 to \$1 per diem.....	600.00	600.00			
01 Total salaries and wages.....	3,000.00	3,000.00	1,327.77		
Supplies and materials:					
0230 Fuel.....	125.00	125.00	110.40		
0250 Forage and other supplies for animals.....	75.00	75.00	50.25		
0260 Provisions.....	250.00	250.00	204.86		
0280 Sundry supplies.....	50.00	50.00	4.80		
02 Total supplies and materials.....	500.00	500.00	370.31		
06 Travel expenses.....	300.00	300.00	255.75		
12 Repairs and alterations.....	300.00	200.00	140.80		
13 Special and miscellaneous expenses.....	250.00	200.00	152.03		
Equipment:					
3000 Passenger-carrying vehicles.....			600.00		
3010 Furniture, furnishings, and fixtures.....	150.00	100.00	11.74		
3040 Livestock.....	200.00	200.00	65.00		
3050 Other equipment.....	800.00	1,000.00	53.33		
30 Total equipment.....	1,150.00	1,300.00	730.07		
Total.....	5,500.00	5,500.00	2,976.73		
ROCKY BOY					
Field service:					
Salaries and wages—					
Salary range, \$1,200 to \$1,500; average, \$1,350 1—					
General mechanic.....			1	1,200.00	
Miscellaneous and temporary labor, \$4 to \$1 per diem.....		1,400.00		197.99	
01 Total salaries and wages.....		1,400.00		1,397.99	
Supplies and materials:					
0210 Medical and hospital supplies.....		50.00		15.80	
0230 Fuel.....		400.00		373.35	
0260 Provisions.....		2,700.00		2,545.33	
0280 Sundry supplies.....				4.40	
02 Total supplies and materials.....		3,150.00		2,938.88	
05 Communication service.....				9.06	
09 Advertising and publication of notices.....				31.25	
12 Repairs and alterations.....		350.00		288.94	
30 Equipment.....		50.00		5.60	
Total.....		5,000.00		4,671.72	

1 Shortened grade for Indian Service.

Estimates of appropriations required for the service of the fiscal year ending June 30, 1927—Continued

General object (title of appropriation), date of acts, references to Statutes at Large, or to Revised Statutes, and estimated amount required for each detailed object				Total amount to be appropriated under each head of appropriation	Amount appropriated for the fiscal year ending June 30, 1926
Miscellaneous Indian Funds, Montana (Tribal Funds)—Continued.					
	Estimated expenditures, 1927 appropriation	Estimated expenditures, 1926 appropriation	Expended and obligated, 1925		
TONGUE RIVER					
01 Total salaries and wages (irregular labor).....	\$5,000.00	\$5,000.00	\$3,300.22		
Supplies and materials:					
0210 Medical and hospital supplies.....	\$250.00	\$250.00	\$174.00		
0230 Fuel.....	200.00	200.00	182.67		
0250 Forage and other supplies for animals.....	800.00	800.00	809.36		
0260 Provisions.....	1,000.00	1,000.00	1,004.91		
0280 Sundry supplies.....	500.00	500.00	894.87		
02 Total supplies and materials.....	2,750.00	2,750.00	3,065.81		
06 Travel expense.....	175.00	175.00	176.68		
07 Transportation of things (service).....	100.00	100.00	81.05		
12 Repairs and alterations.....	900.00	700.00	1,442.48		
13 Special and miscellaneous expenses.....	175.00	275.00	408.93		
30 Equipment.....	400.00	500.00	597.45		
Total.....	9,500.00	9,500.00	9,072.68		
Miscellaneous Indian Funds, Nebraska (Tribal Funds)—					
Nebraska: Omaha, \$1,000; Winnebago, \$2,000; in all, \$3,000 (acts June 30, 1919, vol. 41, p. 30, sec. 25; Jan. 24, 1923, vol. 42, p. 1192, sec. 1; Mar. 3, 1925, vol. 43, p. 1161).					
	Estimated expenditures, 1927 appropriation	Estimated expenditures, 1926 appropriation	Expended and obligated, 1925		
OMAHA					
01 Total salaries and wages (irregular labor).....	\$350.00	\$350.00	\$385.99		
Supplies and materials:					
0260 Provisions.....			5.00		
0280 Sundry supplies.....	50.00	50.00			
02 Total supplies and materials.....	50.00	50.00	5.00		
06 Travel expense.....	100.00	100.00			
09 Advertising and publication of notices.....			9.00		
Total.....	1,000.00	1,000.00	899.00		
WINNEBAGO					
01 Total personal services (irregular labor).....	200.00	300.00	100.00		
Supplies and materials:					
0230 Fuel.....	400.00	400.00	418.74		
0250 Forage and other supplies for animals.....	100.00	100.00	92.00		
0260 Provisions.....	200.00	200.00	185.20		
0280 Sundry supplies.....	150.00	50.00	218.25		
02 Total supplies and materials.....	850.00	750.00	914.19		
Communication service:					
0500 Telegraph service.....	25.00	25.00	4.62		
0510 Telephone service.....	150.00	150.00	135.96		
05 Total communication service.....	175.00	175.00	140.57		
06 Travel expenses.....	50.00	50.00	13.27		
07 Transportation of things (service).....	200.00	200.00	195.45		
08 Printing, binding, photographing, etc.....			15.00		
12 Repairs and alterations.....	300.00	300.00	118.22		
13 Special and miscellaneous expenses.....	125.00	125.00	121.20		
Equipment:					
3010 Furniture, furnishings, and fixtures.....	50.00	50.00	18.47		
3050 Other equipment.....	50.00	50.00			
30 Total equipment.....	100.00	100.00	18.47		
Total.....	2,000.00	2,000.00	1,636.37		

Estimates of appropriations required for the service of the fiscal year ending June 30, 1927—Continued

General object (title of appropriation), date of acts, references to Statutes at Large, or to Revised Statutes, and estimated amount required for each detailed object				Total amount to be appropriated under each head of appropriation	Amount appropriated for the fiscal year ending June 30, 1926
Miscellaneous Indian Funds, Nevada (Tribal Funds)—					
Nevada: [Reno] Carson (Fort McDermitt, \$300; Pyramid Lake, \$5,000), \$5,300; Walker River (Paiute, \$200; Walker River, \$300; Summit Lake, \$200), \$700; Western Shoshone, \$16,000; in all, \$22,000. (acts June 30, 1919, vol. 41, p. 30, sec. 25; Jan. 24, 1923, vol. 42, p. 1192, sec. 1; Mar. 3, 1925, vol. 43, p. 1161).					
	Estimated expenditures, 1927 appropriation	Estimated expenditures, 1926 appropriation	Expended and obligated, 1925		
PYRAMID LAKE					
Field service:					
Salaries and wages—	Average—	Average—	Average—		
Salary range, \$1,860 to \$2,400; average, \$2,100—	No. 1 Salary \$1,860.00	No. 1 Salary \$1,860.00	No. 1 Salary \$1,860.00		
Physician	1	1	1		
Salary range, \$1,200 to \$1,500; average, \$1,350—	1 1,200.00	1 1,200.00	1 1,200.00		
General mechanic					
Total average number of employees	2	2	2		
Total salaries and wages, field service	3,060.00	3,060.00	3,060.00		
Miscellaneous and temporary labor, \$4 to \$1 per diem			107.88		
01 Total salaries and wages	3,060.00	3,060.00	3,167.88		
Supplies and materials:					
0210 Medical and hospital supplies	100.00	100.00	101.78		
0230 Fuel	325.00	325.00	319.31		
0260 Provisions	100.00	100.00	76.80		
0280 Sundry supplies	100.00	100.00	123.70		
02 Total supplies and materials	625.00	625.00	621.59		
06 Travel expenses	50.00	50.00	12.50		
07 Transportation of things (service)	50.00	50.00	32.78		
12 Repairs and alterations	900.00	1,000.00	1,062.86		
13 Special and miscellaneous expenses	15.00				
Equipment:					
3000 Passenger-carrying vehicles			100.00		
3010 Furniture, furnishings, and fixtures	100.00				
3050 Other equipment	500.00	515.00	1,243.73		
30 Total equipment	600.00	515.00	1,343.73		
Total	5,300.00	5,300.00	6,241.34		
WALKER RIVER					
01 Total salaries and wages (irregular labor)	200.00	200.00	131.25		
Supplies and materials:					
0210 Medical and hospital supplies	200.00	200.00	172.01		
0260 Provisions	100.00	100.00	58.90		
02 Total supplies and materials	300.00	300.00	230.91		
06 Travel expenses	50.00	50.00	16.74		
12 Repairs and alterations	100.00	100.00	176.10		
13 Special and miscellaneous expenses		50.00	250.50		
Equipment:					
3010 Furniture, furnishings, and fixtures			87.20		
3050 Other equipment	50.00				
30 Total equipment	50.00		87.20		
32 Structures and parts and nonstructural improvements to land			107.30		
Total	700.00	700.00	1,000.00		
WESTERN SHOSHONE					
Field service:					
Salaries and wages—					
Salary range, \$1,860 to \$2,400; average, \$2,100—					
Physician	1 1,860	1 1,860	1 1,860		
Salary range, \$1,500 to \$1,860; average, \$1,680—					
Nurse	1 1,500	1 1,500	1 1,500		
Salary range, \$1,320 to \$1,680; average, \$1,500—					
Financial clerk-stenographer	1 1,320	1 1,320	1 1,320		
Salary range, \$1,200 to \$1,500; average, \$1,350—					
General mechanic	1 1,200	1 1,200	1 1,200		
Salary range, \$1,020 to \$1,260; average, \$1,140—					
Blacksmith	1 1,020	1 1,020	1 1,020		
Salary range, \$900 to \$1,260; average, \$1,080—					
Line rider	1 960	1 960	1 960		
Total average number of employees	5 1/2	5 1/2	5 1/2		
Total salaries and wages, field service	7,260.00	7,260.00	6,861.63		
Miscellaneous and temporary labor, \$4 to \$1 per diem	1,600.00	1,500.00			
01 Total salaries and wages	8,760.00	8,760.00	6,861.63		

* Shortened grade for Indian Service.

Estimates of appropriations required for the service of the fiscal year ending June 30, 1927—Continued

General object (title of appropriation), date of acts, references to Statutes at Large, or to Revised Statutes, and estimated amount required for each detailed object				Total amount to be appropriated under each head of appropriation	Amount appropriated for the fiscal year ending June 30, 1926
Miscellaneous Indian Funds, Nevada (Tribal Funds)—Continued.					
	Estimated expenditures, 1927 appropriation	Estimated expenditures, 1926 appropriation	Expended and obligated, 1925		
WESTERN SHOSHONE—continued					
Supplies and materials:					
0210 Medical and hospital supplies.....	\$450.00	\$500.00	\$464.31		
0230 Fuel.....	2,200.00	2,200.00	2,243.50		
0250 Forage and other supplies for animals.....	300.00	350.00	304.00		
0260 Provisions.....	300.00	400.00	291.87		
0280 Sundry supplies.....	300.00	200.00	285.24		
02 Total supplies and materials.....	3,550.00	3,650.00	3,568.92		
05 Communication service.....	50.00	50.00	8.28		
06 Travel expense.....	600.00	600.00	793.66		
07 Transportation of things (service).....	1,500.00	1,500.00	1,677.16		
08 Printing, binding, photographing, etc.....			6.21		
12 Repairs and alterations.....	900.00	800.00	919.82		
13 Special and miscellaneous expenses.....	90.00	90.00	18.26		
22 Grants, subsidies, and contributions.....	50.00	50.00	10.00		
Equipment:					
3010 Furniture, furnishings, and fixtures.....	250.00	300.00	417.22		
3050 Other equipment.....	250.00	200.00	215.02		
30 Total equipment.....	500.00	500.00	630.24		
Total.....	16,000.00	16,000.00	14,494.18		
Miscellaneous Indian Funds, New Mexico (Tribal Funds)—					
New Mexico: Jicarilla, \$80,000; Mescalero, [\$29,000] \$50,000; Navajo, [\$14,000] \$100,000, to be apportioned among the several Navajo jurisdictions in Arizona and New Mexico; [Pueblo Bonito, \$500; San Juan, \$4,000] in all, \$230,000 (acts June 30, 1919, vol. 41, p. 30, sec. 25; Jan. 24, 1923, vol. 42, p. 1193, sec. 1; Mar. 3, 1925, vol. 43, p. 1161).					
	Estimated expenditures, 1927 appropriation	Estimated expenditures, 1926 appropriation	Expended and obligated, 1925		
JICARILLA					
Field service:					
Salaries and wages—	Average—	Average—	Average—		
Salary range, \$2,100 to \$2,700; average, \$2,400—	No. Salary	No. Salary	No. Salary		
Physician.....	1 \$2,100	1 \$2,100			
Salary range, \$1,500 to \$1,800; average, \$1,680—					
Nurse.....	1 1,500	1 1,500			
Salary range, \$1,320 to \$1,680; average, \$1,500—					
Stockman.....	1 1,440	1 1,440	1 \$1,440		
Salary range, \$1,200 to \$1,500; average, \$1,350—					
Dairyman.....	1 1,200	1 1,200			
Salary range, \$1,140 to \$1,500; average, \$1,320—					
Carpenter.....	1 1,140	1 1,140	1 1,140		
Forest guards.....	2 1,140	2 1,140	2 1,140		
Salary range, \$900 to \$1,200; average, \$1,080—					
Housekeeper and seamstress.....	1 900	1 900			
Salary range, \$780 to \$1,140; average, \$960—					
Assistant stockman.....	1 780	1 780	2 810		
Laundress.....	1 780	1 780			
Salary range, \$600 to \$780; average, \$690—					
Assistants.....	5 600	5 600			
Ungraded—					
Laborers.....	2 930	2 930			
Total average number of employees.....	17	17	6		
Total salaries and wages, field service.....	16,980.00	16,980.00	6,480.00		
Miscellaneous and temporary labor, \$4 to \$1 per diem.....	15,000.00	15,000.00	17,113.90		
01 Total salaries and wages.....	31,980.00	31,980.00	23,593.90		
Supplies and materials:					
0220 Scientific and educational supplies.....			31.41		
0230 Fuel.....	2,000.00	2,000.00	2,068.11		
0240 Wearing apparel and sewing supplies.....	2,000.00	2,500.00	2,518.12		
0250 Forage and other supplies for animals.....	1,000.00	1,000.00	2,550.17		
0260 Provisions.....	6,000.00	6,000.00	5,986.35		
0280 Sundry supplies.....	1,000.00	1,000.00	1,621.39		
02 Total supplies and materials.....	12,000.00	12,500.00	12,775.55		
06 Travel expenses.....	200.00	200.00	177.29		
07 Transportation of things (service).....	1,800.00	2,000.00	1,965.57		
09 Advertising and publication of notices.....			2.00		
10 Furnishing of heat, light, power, water, and electricity (service).....	800.00	800.00	750.00		
12 Repairs and alterations.....	1,400.00	1,500.00	1,145.20		
13 Special and miscellaneous expenses.....	820.00	420.00	383.66		

¹ Shortened grade for Indian Service.

Estimates of appropriations required for the service of the fiscal year ending June 30, 1927—Continued

General object (title of appropriation), date of acts, references to Statutes at Large, or to Revised Statutes, and estimated amount required for each detailed object				Total amount to be appropriated under each head of appropriation	Amount appropriated for the fiscal year ending June 30, 1926
<i>Miscellaneous Indian Funds, New Mexico (Tribal Funds)—Continued.</i>					
	Estimated expenditures, 1927 appropriation	Estimated expenditures, 1926 appropriation	Expended and obligated, 1925		
JICARILLA—continued					
Equipment:					
3000 Passenger-carrying vehicles.....			\$414.00		
3010 Furniture, furnishings, and fixtures.....	\$500.00	\$600.00	589.30		
3040 Livestock.....	27,000.00	26,000.00	27,947.00		
3050 Other equipment.....	1,000.00	1,000.00	1,780.05		
30 Total equipment.....	28,500.00	27,600.00	30,730.35		
32 Structures and parts and nonstructural improvements to land.....	2,500.00	3,000.00	3,277.16		
Total.....	80,000.00	80,000.00	74,830.52		
MESCALERO					
Field service:					
Salaries and wages—	Average—	Average—	Average—		
Salary range, \$900 to \$1,260; average, \$1,140—	No. Salary	No. Salary	No. Salary		
General mechanic.....	1 \$1,020	1 \$1,020	1 \$960		
Line rider.....	1 960	1 960	1 960		
Assistant stockman.....	2 600	2 600	2 600		
Line rider.....	1 900	1 900			
Ungraded—					
Laborer.....	5 4,080.00	5 4,080.00	5 4,140.00		
Total average number of employees.....					
Total salaries and wages, field service.....	8,000.00	5,000.00	7,574.75		
Miscellaneous and temporary labor, \$4 to \$1 per diem.....					
01 Total salaries and wages.....	12,080.00	9,080.00	11,714.75		
Supplies and materials:					
0210 Medical and hospital supplies.....	150.00	150.00	136.10		
0230 Fuel.....	1,200.00	1,200.00	1,002.85		
0250 Forage and other supplies for animals.....	5,000.00	4,000.00	2,905.49		
0260 Provisions.....	3,800.00	3,500.00	2,366.03		
0280 Sundry supplies.....	2,000.00	1,000.00	217.47		
02 Total supplies and materials.....	12,150.00	9,850.00	6,627.94		
06 Travel expenses.....	100.00	100.00	26.00		
07 Transportation of things (service).....	800.00	500.00	449.49		
12 Repairs and alterations.....	2,500.00	3,000.00	1,824.36		
13 Special and miscellaneous expenses.....	1,370.00	470.00	61.00		
Equipment (includes livestock):					
3010 Furniture, furnishings, and fixtures.....	1,000.00	100.00	41.30		
3040 Livestock.....	10,000.00	1,000.00	711.50		
3050 Other equipment.....	10,000.00	4,900.00	1,376.46		
30 Total equipment.....	21,000.00	6,000.00	2,129.26		
Total.....	50,000.00	29,000.00	22,832.80		
NAVAJO					
01 Total salaries and wages (irregular labor).....	12,000.00	8,000.00			
Supplies and materials:					
0200 Stationery and office supplies.....	100.00	100.00			
0250 Forage and other supplies for animals.....	1,000.00		236.21		
0260 Provisions.....	1,000.00				
0280 Sundry supplies.....	8,000.00	900.00			
02 Total supplies and materials.....	10,100.00	1,000.00	236.21		
06 Travel expenses.....	500.00	500.00			
07 Transportation of things (service).....	1,500.00	100.00			
11 Rents.....	300.00	300.00			
12 Repairs and alterations.....	500.00		663.79		
13 Special and miscellaneous expenses.....	5,000.00	100.00			
Equipment:					
3010 Furniture, furnishings, and fixtures.....	5,000.00	2,000.00			
3040 Livestock.....	25,000.00				
3050 Other equipment.....	22,000.00	2,000.00			
30 Total equipment.....	52,000.00	4,000.00			
32 Structures and parts and nonstructural improvements.....	18,100.00				
Total.....	100,000.00	14,000.00	900.00		
PUEBLO BONITO					
1110 Other rents (land).....		500.00	500.00		

Estimates of appropriations required for the service of the fiscal year ending June 30, 1927—Continued

General object (title of appropriation), date of acts, references to Statutes at Large, or to Revised Statutes, and estimated amount required for each detailed object

Total amount to be appropriated under each head of appropriation

Amount appropriated for the fiscal year ending June 30, 1926

Miscellaneous Indian Funds, New Mexico (Tribal Funds)—Continued.

	Estimated expenditures, 1927 appropriation	Estimated expenditures, 1926 appropriation	Expended and obligated, 1925
SAN JUAN			
01 Total salaries and wages (irregular labor).....		\$2,000.00	\$450.50
Supplies and materials:			
0210 Medical and hospital supplies.....		500.00	
0280 Sundry supplies.....		500.00	
02 Total supplies and materials.....		1,000.00	
06 Travel expenses.....		200.00	
12 Repairs and alterations.....		300.00	
13 Special and miscellaneous expenses.....		100.00	
Equipment:			
3000 Passenger-carrying vehicles.....			549.50
3010 Furniture, furnishings, and fixtures.....		100.00	
3050 Other equipment.....		300.00	
30 Total equipment.....		400.00	549.50
Total.....		4,000.00	1,000.00

Miscellaneous Indian Funds, North Dakota (Tribal Funds)—

North Dakota: Fort Berthold **[\$22,000]** \$7,500; Standing Rock, \$59,000; in all, \$86,500 (acts June 30, 1919, vol. 41, p. 30, sec. 25; Jan. 24, 1923, vol. 42, p. 1194, sec. 1; Mar. 3, 1925, vol. 43, p. 1161).

	Estimated expenditures, 1927 appropriation	Estimated expenditures, 1926 appropriation	Expended and obligated, 1925
FORT BERTHOLD			
Field service:			
Salaries and wages—	<i>Average—</i>	<i>Average—</i>	<i>Average—</i>
Salary range, \$2,400 to \$3,000; average, \$2,700—	<i>No. Salary</i>	<i>No. Salary</i>	<i>No. Salary</i>
Superintendent.....	1 \$2,400	1 \$2,400	1 \$2,400
Salary range, \$1,320 to \$1,680; average, \$1,500—			
Engineer.....	1 1,320	1 1,320	1 1,320
Lease clerk.....	1 1,320	1 1,320	1 1,320
Assistant clerk.....	1 1,320	1 1,320	1 1,320
Salary range, \$1,200 to \$1,500; average, \$1,350 ¹			
Farmer.....	1 1,200	1 1,200	1 1,200
Teacher.....	1 1,200	1 1,200	1 1,200
Salary range, \$1,140 to \$1,500; average, \$1,320—			
Stockmen.....	3 1,160	3 1,160	3 1,160
Salary range, \$480 to \$600; average, \$540 ¹			
Housekeeper.....	1 480	1 480	1 480
Ungraded—			
Laborers.....	2 900	2 900	2 900
Total average number of employees.....	11½	9½	10½
Total salaries and wages, field service.....	3,120.00	11,340.00	12,660.00
Difference between 1927 and 1926 is due to transfer of 8 positions to gratuity appropriation; decrease, \$8,220.			
Miscellaneous and temporary labor \$4 to \$1 per diem.....		2,000.00	3,450.42
01 Total salaries and wages.....	3,120.00	13,340.00	16,110.42
Supplies and materials:			
0200 Stationery and office supplies.....	50.00	50.00	11.06
0210 Medical and hospital supplies.....	450.00	500.00	488.42
0230 Fuel.....	2,500.00	2,500.00	2,420.55
0250 Forage and other supplies for animals.....	50.00	100.00	39.00
0260 Provisions.....	400.00	500.00	391.95
0280 Sundry supplies.....	380.00	500.00	463.89
02 Total supplies and materials.....	3,830.00	4,150.00	3,804.87
Communication service:			
0500 Telegraph service.....			6.90
0510 Telephone service.....	125.00	125.00	117.80
0520 Other communication service.....	25.00	25.00	17.88
05 Total communication service.....	150.00	150.00	142.58
06 Travel expenses.....	200.00	250.00	210.47
07 Transportation of things (service).....	50.00	50.00	10.00
11 Rents.....	100.00	125.00	122.28
12 Repairs and alterations.....		2,000.00	1,557.21
13 Special and miscellaneous expenses.....	50.00	135.00	29.15
Equipment:			
3010 Furniture, furnishings, and fixtures.....		500.00	409.49
3050 Other equipment.....		1,300.00	3,198.91
30 Total equipment.....		1,800.00	3,608.40
Total.....	7,500.00	22,000.00	25,595.38

¹ Shortened grade for Indian Service.

Estimates of appropriations required for the service of the fiscal year ending June 30, 1927—Continued

General object (title of appropriation), date of acts, references to Statutes at Large, or to Revised Statutes, and estimated amount required for each detailed object				Total amount to be appropriated under each head of appropriation	Amount appropriated for the fiscal year ending June 30, 1926
Miscellaneous Indian Funds, North Dakota (Tribal Funds)—Continued.					
	Estimated expenditures, 1927 appropriation	Estimated expenditures, 1926 appropriation	Expended and obligated, 1926		
STANDING ROCK					
Field service:					
Salaries and wages—					
Salary range, \$1,500 to \$1,860; average, \$1,680—					
Nurse	Average— No. Salary 1 \$1,500	Average— No. Salary 1 \$1,500	Average— No. Salary 1 \$1,500		
Lease clerk	1 1,500	1 1,500	1 1,500		
Salary range, \$1,320 to \$1,680; average, \$1,500—					
Superintendent of livestock			1 1,440		
Salary range, \$1,200 to \$1,500; average, \$1,350 ¹ —					
Farmers	1 1,200	1 1,200	4½ 1,248		
Salary range, \$1,140 to \$1,500; average, \$1,320—					
Assistant clerks	2 1,140	2 1,140	3 1,140		
Salary range, \$1,020 to \$1,260; average, \$1,140 ¹ —					
Blacksmith	1 1,020	1 1,020	1 1,020		
Salary range, \$900 to \$1,260; average, \$1,080—					
Cook	1 900	1 900	1 900		
Salary range, \$600 to \$780; average, \$690—					
Assistants	4 600	4 600	4 600		
Ungraded—					
Laborers	2 930	2 930	2 930		
Total average number of employees	13	13	17½		
Total salaries and wages, field service	12,660.00	12,660.00	18,520.45		
Miscellaneous and temporary labor, \$4 to \$1 per diem	5,000.00	5,000.00			
01 Total salaries and wages	17,660.00	17,660.00	18,520.45		
Supplies and materials:					
0210 Medical and hospital supplies	1,500.00	1,500.00	1,408.46		
0230 Fuel	7,500.00	7,500.00	7,135.41		
0240 Wearing apparel and sewing supplies	1,500.00	1,500.00	1,131.49		
0250 Forage and other supplies for animals	500.00	500.00	351.40		
0260 Provisions	10,000.00	10,000.00	7,948.74		
0280 Sundry supplies	7,000.00	8,000.00	4,785.92		
02 Total supplies and materials	28,000.00	29,000.00	22,761.42		
Communication service:					
0500 Telegraph service	25.00	25.00	2.45		
0510 Telephone service	50.00	50.00	27.36		
05 Total communication service	75.00	75.00	29.81		
06 Travel expenses	1,000.00	1,000.00	959.80		
07 Transportation of things (service)	3,300.00	3,300.00	2,299.85		
08 Printing, binding, photographing, etc.			32.50		
09 Advertising and publication of notices	200.00	200.00			
12 Repairs and alterations	4,500.00	4,500.00	4,094.34		
13 Special and miscellaneous expenses	265.00	265.00	812.30		
Equipment:					
3000 Passenger-carrying vehicles	500.00		2,024.74		
3010 Furniture, furnishings, and fixtures	500.00	500.00	567.49		
3050 Other equipment	3,000.00	2,500.00	3,373.40		
30 Total equipment	4,000.00	3,000.00	6,065.63		
Total	59,000.00	59,000.00	55,576.10		

¹ Shortened grade for Indian Service.**Miscellaneous Indian Funds, Oklahoma (Tribal Funds)—**

Oklahoma: Ponca (Otoe, \$1,000; Ponca, \$2,500; Tonkawa, \$700), \$4,200; Sac and Fox, [\$2,000] \$3,000; Kiowa, Comanche, and Apache, \$50,500; Cheyennes and Arapahoes, [\$33,000] \$30,000; in all, \$87,700 (acts June 30, 1919, vol. 41, p. 30, sec. 25; Jan. 24, 1923, vol. 42, p. 1195, sec. 1; Mar. 3, 1925, vol. 43, p. 1161).

	Estimated expenditures, 1927 appropriation	Estimated expenditures, 1926 appropriation	Expended and obligated, 1925
PONCA			
Field service:			
Salaries and wages—			
Salary range, \$1,320 to \$1,680; average, \$1,500—			
Clerk	Average— No. Salary 1 \$1,320.00	Average— No. Salary 1 \$1,320.00	Average— No. Salary 1 \$1,320.00
Salary range, \$1,140 to \$1,500; average, \$1,320—			
Clerk	1 1,140.00	1 1,140.00	
Ungraded—			
Laborer	1 960.00	1 960.00	
Total average number of employees	3	3	1
Total salaries and wages	3,420.00	3,420.00	1,312.75
01			
Supplies and materials	300.00	300.00	
06 Travel expenses	480.00	480.00	
Total	4,200.00	4,200.00	1,312.75

Estimates of appropriations required for the service of the fiscal year ending June 30, 1927—Continued

General object (title of appropriation), date of acts, references to Statutes at Large, or to Revised Statutes, and estimated amount required for each detailed object				Total amount to be appropriated under each head of appropriation	Amount appropriated for the fiscal year ending June 30, 1926
Miscellaneous Indian Funds, Oklahoma (Tribal Funds)—Continued.					
	Estimated expenditures, 1927 appropriation	Estimated expenditures, 1926 appropriation	Expended and obligated, 1925		
SAC AND FOX					
Field service:					
Salaries and wages—	Average—	Average—	Average—		
Salary range, \$1,320 to \$1,680; average, \$1,500—	No. Salary	No. Salary	No. Salary		
Lease clerk.....	1 \$1,320.00	1 \$1,320.00	1 \$1,320.00		
Ungraded—					
Physician (contract).....	1 400.00	1 400.00	1 400.00		
Total average number of employees.....	2	2	2		
Total salaries and wages, field service.....	1,720.00	1,720.00	1,720.00		
Miscellaneous and temporary labor, \$4 to \$1 per diem.....	620.00	280.00	536.00		
01 Total salaries and wages.....	2,340.00	2,000.00	2,256.00		
Supplies and materials:					
0230 Fuel.....	100.00				
0260 Provisions.....	100.00				
0280 Sundry supplies.....	160.00				
02 Total supplies and materials.....	360.00				
06 Travel expenses.....	100.00				
13 Special and miscellaneous expenses.....	100.00				
30 Equipment.....	100.00				
Total.....	3,000.00	2,000.00	2,256.00		
APACHE, KIOWA, AND COMANCHE					
Field service:					
Salaries and wages—					
Salary range, \$2,400 to \$3,000; average, \$2,700—					
Physician.....	1 2,400	1 2,400	1 2,400		
Salary range, \$1,860 to \$2,400; average, \$2,100—					
Chief clerk.....	1 2,200	1 2,200	1 2,200		
Physician.....	1 1,860	1 1,860	2 1,860		
Salary range, \$1,680 to \$2,040; average, \$1,860—					
Clerk.....	1 1,680	1 1,680	1 1,680		
Financial clerk.....	1 1,680	1 1,680	1 1,680		
Salary range, \$1,500 to \$1,860; average, \$1,680—					
Clerks.....	2 1,500	2 1,500	1 1,500		
Nurses.....	3 1,500	3 1,500	3 1,500		
Salary range, \$1,320 to \$1,680; average, \$1,500—					
Clerk.....	1 1,320	1 1,320	1 1,320		
Stenographer and clerk.....	1 1,320	1 1,320	1 1,320		
Engineer.....	1 1,320	1 1,320	1 1,320		
Salary range, \$1,200 to \$1,500; average, \$1,350—					
Farmer.....	1 1,200	1 1,200	1 1,200		
Salary range, \$1,140 to \$1,500; average, \$1,320—					
Assistant clerks.....	6 1,180	6 1,180	6 1,180		
Lease clerk.....	1 1,140	1 1,140	1 1,140		
Carpenter.....	1 1,140	1 1,140	1 1,140		
Salary range, \$900 to \$1,260; average, \$1,080—					
Cook.....	1 900	1 900	1 900		
Salary range, \$600 to \$780; average, \$690—					
Assistants.....	4 600	4 600	4 600		
Ungraded—					
Laborers.....	4 840	4 840	4 840		
Total average number of employees.....	31	31	31		
Total salaries and wages, field service.....	38,500.00	38,500.00	39,060.00		
Miscellaneous and temporary labor, \$4 to \$1 per diem.....	1,500.00	1,500.00	1,481.54		
01 Total salaries and wages.....	40,000.00	40,000.00	40,541.54		
Supplies and materials:					
0210 Medical and hospital supplies.....	1,000.00	1,000.00	1,272.78		
0220 Scientific and educational supplies.....			45.97		
0230 Fuel.....	2,000.00	2,000.00	2,088.84		
0240 Wearing apparel and sewing supplies.....	300.00	350.00	345.92		
0250 Forage and other supplies for animals.....	50.00	100.00	55.89		
0260 Provisions.....	3,000.00	3,000.00	4,096.79		
0280 Sundry supplies.....	200.00	200.00	483.96		
02 Total supplies and materials.....	6,550.00	6,650.00	8,396.154		
Communication service:					
0500 Telegraph service.....			14.82		
0510 Telephone service.....	500.00	500.00	611.10		
0520 Other communication service.....			14.50		
05 Total communication service.....	500.00	500.00	640.42		
06 Travel expenses.....	1,000.00	1,000.00	1,538.16		
07 Transportation of things (service).....	150.00	150.00	174.25		
08 Printing, binding, photographing etc.....			25.17		
10 Furnishing of heat, light, power, water, and electricity (service).....	1,000.00	1,000.00	1,484.07		
11 Rents.....			118.14		
12 Repairs and alterations.....	650.00	500.00	1,538.85		
13 Special and miscellaneous expenses.....		200.00	740.94		

¹ Shortened grade for Indian Service.

Estimates of appropriations required for the service of the fiscal year ending June 30, 1927—Continued

General object (title of appropriation), date of acts, references to Statutes at Large, or to Revised Statutes, and estimated amount required for each detailed object				Total amount to be appropriated under each head of appropriation	Amount appropriated for the fiscal year ending June 30, 1926
<i>Miscellaneous Indian Funds, Oklahoma (Tribal Funds)—Continued.</i>					
	Estimated expenditures, 1927 appropriation	Estimated expenditures, 1926 appropriation	Expended and obligated, 1925		
APACHE, KIOWA, AND COMANCHE—continued					
Equipment:					
3010 Furniture, furnishings, and fixtures.....	\$400.00	\$200.00	\$1,313.43		
3050 Other equipment.....	250.00	300.00	349.20		
30 Total equipment.....	650.00	500.00	1,662.63		
Total.....	50,500.00	50,500.00	56,880.32		
CHEYENNE AND ARAPAHO					
Field service:					
Salaries and wages—					
Salary range, \$2,100 to \$2,700; average, \$2,400—	<i>Average—</i>	<i>Average—</i>	<i>Average—</i>		
Physician.....	No. Salary	No. Salary	No. Salary		
Salary range, \$1,860 to \$2,400; average, \$2,100—	1 \$2,100	2 \$2,100	2 \$2,100		
Physician.....	1 1,860	1 1,860	1 1,860		
Salary range, \$1,680 to \$2,040; average, \$1,860—					
Chief financial clerk.....	1 1,680	1 1,680	1 1,680		
Chief clerk.....	1 1,680	1 1,680	1 1,680		
Salary range, \$1,500 to \$1,860; average, \$1,680—					
Clerk.....	1 1,500	1 1,500	1 1,500		
Chief clerk.....	1 1,500	1 1,500	1 1,500		
Salary range, \$1,320 to \$1,680; average, \$1,500—					
Clerk.....	1 1,320	1 1,320	1 1,320		
Lease clerk.....	1 1,320	1 1,320	2 1,320		
Financial clerks.....	1 1,320	2 1,320	1 1,320		
Assistant clerks.....	3 1,320	3 1,320	3 1,320		
Salary range, \$1,140 to \$1,500; average, \$1,320—					
Assistant clerks.....	2 1,140	2 1,140	2 1,140		
General mechanic.....	1 1,200	1 1,200	1 1,200		
Stenographer.....	1 1,140	1 1,140			
Salary range, \$600 to \$780; average, \$690—					
Interpreter.....	1 600	1 600	1 600		
Teamster.....			1 600		
Ungraded—					
Physicians (contract).....	3 673	3 673	2 660		
Laborers.....	3 820	3 820	4 795		
01 Total average number of employees.....	24	25	24 1/2		
Total salaries and wages, field service.....	29,260.00	31,360.00	30,538.54		
Difference between 1927 and 1926 is due to transfer of 1 position to other appropriation, \$2,100.					
Supplies and materials:					
0200 Stationery and office supplies.....			63.80		
0210 Medical and hospital supplies.....		1,000.00	1,188.63		
0230 Fuel.....			2,809.26		
0240 Wearing apparel and sewing supplies.....			100.75		
0260 Provisions.....			841.16		
0280 Sundry supplies.....	390.00	200.00	263.19		
02 Total supplies and materials.....	390.00	1,200.00	5,246.79		
Communication service:					
0510 Telephone service.....	150.00	250.00	263.05		
0520 Other communication service.....			5.00		
05 Total communication service.....	150.00	250.00	268.05		
06 Travel expenses.....	100.00	100.00	158.95		
07 Transportation of things (service).....	100.00	90.00	108.89		
08 Printing, binding, photographing, etc.....			16.25		
12 Repairs and alterations.....			1,147.20		
13 Special and miscellaneous expenses.....			34.19		
Equipment:					
3010 Furniture, furnishings, and fixtures.....			811.54		
3050 Other equipment.....			225.14		
30 Total equipment.....			1,036.68		
Total.....	30,000.00	33,000.00	38,555.54		

Miscellaneous Indian Funds, Oregon (Tribal Funds)—

Oregon: Klamath, [\$149,000] \$164,000; [Provided, That not to exceed \$25,000 of said sum may be used for the construction, equipment, and upkeep of hospital] Umatilla, \$9,800; Warm Springs, [16,000] \$25,000; in all, \$198,800 (acts June 30, 1919, vol. 41, p. 30, sec. 25; Jan. 24, 1923, vol. 42, p. 1197, sec. 1; Mar. 3, 1925, vol. 43, p. 1161).

Estimates of appropriations required for the service of the fiscal year ending June 30, 1927—Continued

General object (title of appropriation), date of acts, references to Statutes at Large, or to Revised Statutes, and estimated amount required for each detailed object				Total amount to be appropriated under each head of appropriation	Amount appropriated for the fiscal year ending June 30, 1926
Miscellaneous Indian Funds, Oregon (Tribal Funds)—Continued.					
	Estimated expenditures, 1927 appropriation	Estimated expenditures, 1926 appropriation	Expended and obligated, 1925		
KLAMATH					
Field service:					
Salaries and wages—					
Salary range, \$2,100 to \$2,700; average, \$2,400—	Average—	Average—	Average—		
Forest examiner.....	No. 1 Salary \$2,100	No. 1 Salary \$2,100	No. 1 Salary \$2,100		
Salary range, \$1,860 to \$2,400; average, \$2,100—					
Physicians.....	1 1,860	1 1,860	1 1,860		
Chief clerk.....	1 1,860	1 1,860	1 1,860		
Dentist.....	1 1,860	1 1,860	1 1,860		
Salary range, \$1,500 to \$1,860; average, \$1,680—					
Timber clerk.....	1 1,620	1 1,620	1 1,620		
Clerk.....	1 1,500	1 1,500	1 1,500		
Nurse.....	1 1,500	1 1,500	1 1,500		
Salary range, \$1,440 to \$1,680; average, \$1,560—					
Carpenter (head).....	1 1,440	1 1,440	1 1,440		
Salary range, \$1,320 to \$1,680; average, \$1,500—					
Assistant clerk.....	1 1,320	1 1,320	1 1,320		
Stockmen.....	2 1,560	2 1,560	2 1,560		
Engineer.....	1 1,320	1 1,320	1 1,320		
Financial clerk (property).....	1 1,320	1 1,320	1 1,320		
Forest Guard.....	1 1,440	1 1,440	1 1,440		
Salary range, \$1,140 to \$1,500; average, \$1,320—					
Assistant clerks.....	2 1,140	2 1,140	2 1,140		
Forest guard.....	1 1,380	1 1,380	1 1,380		
Salary range, \$900 to \$1,260; average, \$1,140—					
Line rider.....			1 1,140		
Ungraded—					
Laborers.....	3 920	3 920	3 920		
Judges.....	3 120	3 120	3 120		
Total average number of employees.....	23 1/3	23 1/3	23 1/3		
Total salaries and wages, field service.....	29,505.00	29,505.00	28,735.00		
Miscellaneous and temporary labor, \$4 to \$1 per diem.....	20,000.00	20,000.00	26,664.85		
01 Total salaries and wages.....	49,505.00	49,505.00	55,399.85		
Supplies and materials:					
0210 Medical and hospital supplies.....	5,000.00	5,000.00	1,367.75		
0220 Scientific and educational supplies.....	500.00	500.00			
0230 Fuel.....	5,000.00	4,500.00	4,194.89		
0240 Wearing apparel and sewing supplies.....	800.00	1,000.00	385.69		
0250 Forage and other supplies for animals.....	15,000.00	16,000.00	15,398.60		
0260 Provisions.....	5,500.00	5,000.00	2,320.92		
0280 Sundry supplies.....	8,500.00	6,000.00	5,287.26		
02 Total supplies and materials.....	40,300.00	38,000.00	28,955.11		
Communication service:					
0500 Telegraph service.....	100.00	100.00	83.44		
0510 Telephone service.....	200.00	200.00	191.33		
0520 Other communication service.....	50.00	50.00	7.20		
05 Total communication service.....	350.00	350.00	281.97		
Travel expenses:					
0615 Transportation.....	3,400.00	3,400.00	3,293.21		
0616 Subsistence.....	200.00	200.00	45.50		
06 Total travel expenses.....	3,600.00	3,600.00	3,338.71		
07 Transportation of things (service).....	1,000.00	800.00	735.08		
Printing, binding, photographing, etc.:					
0800 Printing and binding.....			83.96		
0830 Photographing and blue prints.....			15.16		
08 Total printing, binding, photographing, etc.....			99.12		
09 Advertising and publication of notices.....			60.15		
10 Furnishing of heat, light, power, water, and electricity (service).....			58.80		
Rents:					
1100 Rent of buildings and structures.....			24.00		
1110 Other rents.....			14.35		
11 Total rents.....			38.35		
12 Repairs and alterations.....	10,500.00	10,000.00	9,380.98		
13 Special and miscellaneous expenses.....	6,745.00	6,350.00	6,414.49		
22 Grants, subsidies, and contributions.....	1,000.00	1,000.00	983.40		
Equipment:					
3000 Passenger-carrying vehicles.....	1,000.00		1,136.26		
3010 Furniture, furnishings, and fixtures.....	5,000.00	3,000.00	1,652.25		
3040 Livestock.....	8,000.00	8,000.00	455.00		
3050 Other equipment.....	18,000.00	10,000.00	784.23		
30 Total equipment.....	32,000.00	16,000.00	4,027.74		
Structures and parts and nonstructural improvements to land:					
3210 Other structures.....	10,000.00	20,000.00	6,947.25		
3220 Nonstructural improvements.....	9,000.00	3,395.00			
32 Total structures and parts and nonstructural improvements.....	19,000.00	23,395.00	6,947.25		
Total.....	164,000.00	149,000.00	116,721.00		

¹ Shortened grad for Indian Service.

Estimates of appropriations required for the service of the fiscal year ending June 30, 1927—Continued

General object (title of appropriation), date of acts, references to Statutes at Large, or to Revised Statutes, and estimated amount required for each detailed object		Total amount to be appropriated under each head of appropriation		Amount appropriated for the fiscal year ending June 30, 1926
<i>Miscellaneous Indian Funds, Oregon (Tribal Funds)—Continued.</i>				
	Estimated expenditures, 1927 appropriation	Estimated expenditures, 1926 appropriation	Expended and obligated, 1925	
UMATILLA				
Field service:				
Salaries and wages—	<i>Average—</i>	<i>Average—</i>	<i>Average—</i>	
Salary range, \$1,860 to \$2,200; average, \$2,000—	<i>No. Salary</i>	<i>No. Salary</i>	<i>No. Salary</i>	
Special officer.....	1 \$1,860	1 \$1,860	1 \$1,860	
Salary range, \$1,500 to \$1,860; average, \$1,680—				
Clerk.....	1 1,500	1 1,500	1 1,500	
Salary range, \$1,320 to \$1,680; average, \$1,500—				
Assistant clerk.....			1 1,320	
Salary range, \$1,140 to \$1,500; average, \$1,320—				
Assistant clerk.....	1 1,140	1 1,140	1 1,140	
Salary range, \$780 to \$1,140; average, \$960—				
Interpreter.....			1 780	
Ungraded—				
Physician.....			1 720	
Total average number of employees.....	3	3	5½	
Total salaries and wages, field service.....	4,500.00	4,500.00	7,152.60	
Miscellaneous and temporary labor, \$4 to \$1 per diem.....	2,500.00	2,500.00		
01 Total salaries and wages.....	7,000.00	7,000.00	7,152.60	
Supplies and materials:				
0210 Medical and hospital supplies.....	100.00	100.00	108.87	
0230 Fuel.....	1,000.00	1,000.00	883.36	
0250 Forage and other supplies for animals.....	50.00	50.00	39.87	
0260 Provisions.....	150.00	100.00	43.74	
0280 Sundry supplies.....	150.00	100.00	54.72	
02 Total supplies and materials.....	1,450.00	1,350.00	1,130.56	
Communication service:				
0510 Telephone service.....	50.00	50.00	35.19	
0520 Other communication service.....	10.00	10.00	10.00	
05 Total communication service.....	60.00	60.00	45.19	
06 Travel expenses.....	250.00	250.00	261.19	
07 Transportation of things (service).....	300.00	300.00	353.01	
12 Repairs and alterations.....	300.00	300.00	153.23	
13 Special and miscellaneous expenses.....	140.00	240.00		
Equipment:				
3010 Furniture, furnishings, and fixtures.....	100.00	100.00	48.79	
3050 Other equipment.....	200.00	200.00	23.03	
30 Total equipment.....	300.00	300.00	71.82	
Total.....	9,800.00	9,800.00	9,167.60	
WARM SPRINGS				
Field service:				
Salaries and wages—				
Salary range, \$1,500 to \$1,860; average, \$1,680—				
Nurse.....	1 1,500	1 1,500	1 1,500	
Salary range, \$1,320 to \$1,680; average, \$1,500—				
Assistant clerk.....	1 1,320	1 1,320	1 1,320	
Ungraded—				
Laborer.....	1 900	1 900	½ 900	
Total average number of employees.....	3	3	2½	
Total salaries and wages, field service.....	3,720.00	3,720.00	2,970.00	
Miscellaneous and temporary labor, \$4 to \$1 per diem.....	1,280.00	1,280.00	22.50	
01 Total salaries and wages.....	5,000.00	5,000.00	2,992.50	
Supplies and materials:				
0210 Medical and hospital supplies.....	100.00	100.00	8.95	
0230 Fuel.....	100.00	100.00	83.56	
0250 Forage and other supplies for animals.....	500.00			
0260 Provisions.....	1,000.00	500.00	157.08	
0280 Sundry supplies.....	2,000.00	500.00	94.70	
02 Total supplies and materials.....	3,700.00	1,200.00	344.29	
Communication service:				
0500 Telegraph service.....			3.56	
0510 Telephone service.....	150.00	150.00	128.50	
0520 Other communication service.....	25.00	25.00	5.39	
05 Total communication service.....	175.00	175.00	137.45	
06 Travel expenses.....	500.00	500.00	457.07	
07 Transportation of things (service).....	1,000.00	1,000.00	771.62	
11 Rents.....	100.00	100.00	53.50	
12 Repairs and alterations.....	1,000.00	1,000.00	531.41	
13 Special and miscellaneous expenses.....	1,525.00	1,025.00		
Equipment:				
3010 Furniture, furnishings, and fixtures.....	1,000.00	500.00	322.70	
3040 Livestock.....	4,000.00	4,000.00		
3050 Other equipment.....	2,000.00	1,500.00	68.84	
30 Total equipment.....	7,000.00	6,000.00	391.54	
32 Structures and parts and nonstructural improvements to land.....	5,000.00		312.50	
Total.....	25,000.00	16,000.00	5,991.88	

Estimates of appropriations required for the service of the fiscal year ending June 30, 1927—Continued

General object (title of appropriation), date of acts, references to Statutes at Large, or to Revised Statutes, and estimated amount required for each detailed object				Total amount to be appropriated under each head of appropriation	Amount appropriated for the fiscal year ending June 30, 1926
Miscellaneous Indian Funds, South Dakota (Tribal Funds)—					
South Dakota: Cheyenne River, [\$99,000] \$90,000; Pine Ridge, \$500; Lower Brule, \$5,000; Rosebud, [\$2,000] \$10,000; in all, \$105,500 (acts June 30, 1919, vol. 41, p. 50, sec. 25; Jan. 24, 1923, vol. 42, p. 1198, sec. 1; Mar. 3, 1925, vol. 43, p. 1161).					
	Estimated expenditures, 1927 appropriation	Estimated expenditures, 1926 appropriation	Expended and obligated, 1925		
CHEYENNE RIVER					
Field service:					
Salaries and wages—					
Salary range, \$1,860 to \$2,400; average, \$2,100—	Average—	Average—	Average—		
Physicians.....	No. 3 Salary \$1,860	No. 3 Salary \$1,860	No. 3 Salary \$1,860		
Salary range, \$1,500 to \$1,860; average, \$1,680—					
Nurse.....	1 1,500	1 1,500	1 1,500		
Day-school inspector.....	1 1,500	1 1,500	1 1,500		
Salary range, \$1,320 to \$1,680; average, \$1,500—					
Stockman.....	1 1,440	1 1,440	1 1,440		
Engineer.....	1 1,320	1 1,320	1 1,320		
Clerk.....	1 1,320	1 1,320	1 1,320		
Salary range, \$1,200 to \$1,500; average, \$1,350—					
Farmers.....	2 1,200	2 1,200	2 1,200		
Salary range, \$1,140 to \$1,500; average, \$1,320—					
Carpenter.....	1 1,140	1 1,140	1 1,140		
Assistant clerks.....	2 1,140	2 1,140	2 1,140		
Salary range, \$960 to \$1,260; average, \$1,110—					
Blacksmith.....	1 1,020	1 1,020	1 1,020		
Salary range, \$780 to \$1,140; average, \$960—					
Cook.....	1 780	1 780	1 780		
Assistant.....	1 780	1 780	1 780		
Ungraded—					
Laborers.....	6 860	6 860	11 884		
Physician (contract).....	1 720	1 720	1 720		
Total average number of employees.....	21	21	27 ¹ / ₂		
Total salaries and wages, field service.....	24,120.00	24,120.00	30,840.00		
Miscellaneous and temporary labor, \$4 to \$1 per diem.....	10,800.00	11,000.00	1,277.20		
01 Total salaries and wages.....	34,920.00	35,120.00	32,117.20		
Supplies and materials:					
0210 Medical and hospital supplies.....	2,500.00	2,500.00	1,756.22		
0230 Fuel.....	5,000.00	5,000.00	4,634.59		
0240 Wearing apparel and sewing supplies.....	1,000.00	1,000.00	638.65		
0250 Forage and other supplies for animals.....	2,500.00	3,000.00	2,932.67		
0260 Provisions.....	12,000.00	15,000.00	14,308.73		
0280 Sundry supplies.....	5,000.00	6,500.00	3,936.82		
02 Total supplies and materials.....	28,000.00	33,000.00	28,207.68		
Communication service:					
0500 Telegraph service.....	25.00	25.00	16.80		
0510 Telephone service.....	75.00	75.00	55.40		
0520 Other communication service.....	25.00	25.00	5.64		
05 Total communication service.....	125.00	125.00	77.84		
Travel expenses:					
0615 Transportation.....	2,800.00	2,800.00	1,960.82		
0616 Subsistence.....	200.00	200.00			
06 Total travel expenses.....	3,000.00	3,000.00	1,960.82		
07 Transportation of things (service).....	5,000.00	5,000.00	4,115.07		
08 Printing, binding, photographing, etc.....			13.75		
11 Rents.....	600.00	600.00	240.00		
12 Repairs and alterations.....	5,800.00	5,500.00	3,539.00		
13 Special and miscellaneous expenses.....	3,555.00	3,655.00	922.90		
Equipment:					
3000 Passenger-carrying vehicles.....	1,000.00		990.00		
3010 Furniture, furnishings, and fixtures.....	2,000.00	3,000.00	1,711.97		
3040 Livestock.....	2,000.00	3,000.00	1,070.00		
3050 Other equipment.....	4,000.00	7,000.00	237.29		
30 Total equipment.....	9,000.00	13,000.00	4,009.26		
32 Structures and parts and nonstructural improvements to land.....			60.00		
Total.....	90,000.00	99,000.00	75,263.52		
PINE RIDGE					
01 Total salaries and wages (irregular labor).....	500.00	500.00			
LOWER BRULE					
01 Total salaries and wages (irregular labor).....	3,000.00	2,000.00			
Supplies and materials:					
0230 Fuel.....	400.00	400.00			
0260 Provisions.....	200.00	100.00			
0280 Sundry supplies.....	500.00	500.00			
02 Total supplies and materials.....	1,100.00	1,000.00			
09 Advertising and publication of notices.....			14.75		
12 Repairs and alterations.....	800.00	1,500.00	7.00		
13 Special and miscellaneous expenses.....	100.00	500.00	500.00		
Total.....	5,000.00	5,000.00	521.76		

1 Shortened grade for Indian Service.

Estimates of appropriations required for the service of the fiscal year ending June 30, 1927—Continued

General object (title of appropriation), date of acts, references to Statutes at Large, or to Revised Statutes, and estimated amount required for each detailed object	Total amount to be appropriated under each head of appropriation	Amount appropriated for the fiscal year ending June 30, 1926
--	--	--

Miscellaneous Indian Funds, South Dakota (Tribal Funds)—Continued.

	Estimated expenditures, 1927 appropriation	Estimated expenditures, 1926 appropriation	Expended and obligated, 1925
ROSEBUD			
01 Total salaries and wages (irregular labor).....	\$5,000.00		
Supplies and materials:			
0260 Provisions.....	1,000.00		
0280 Sundry supplies.....	500.00		
02 Total supplies and materials.....	1,500.00		
13 Special and miscellaneous expenses.....	500.00		
2240 Tuition (mission schools).....	2,000.00	\$2,000.00	\$1,999.99
Equipment:			
3010 Furniture, furnishings, and fixtures.....	500.00		
3050 Other equipment.....	500.00		
30 Total equipment.....	1,000.00		
Total.....	10,000.00	2,000.00	1,999.99

Miscellaneous Indian Funds, Utah (Tribal Funds)—
 Utah: Goshute (Goshute, \$3,500; Paiute, \$600; Skull Valley, \$1,000), \$5,100; Uintah and Ouray, \$15,000; in all, \$20,100 (acts June 30, 1919, vol. 41, p. 30, sec. 25; Jan. 24, 1923, vol. 42, p. 1199, sec. 1; Mar. 3, 1925, vol. 43, p. 1161).

	Estimated expenditures, 1927 appropriation	Estimated expenditures, 1926 appropriation	Expended and obligated, 1925
Field service:			
Salaries and wages—			
Salary range, \$1,200 to \$1,500; average, \$1,350—			
Farmer.....	Average— No. 1 Salary \$1,260	Average— No. 1 Salary \$1,260	Average— No. 1 Salary \$1,260
Total average number of employees.....	1	1	1
Total salaries and wages, field service.....	1,260.00	1,260.00	1,030.76
Miscellaneous and temporary labor, \$4 to \$1 per diem.....	1,000.00	1,000.00	
01 Total salaries and wages.....	2,260.00	2,260.00	1,030.7
Supplies and materials:			
0210 Medical and hospital supplies.....	50.00	50.00	
0230 Fuel.....	300.00	300.00	
0240 Wearing apparel and sewing supplies.....	40.00	40.00	
0260 Provisions.....	750.00	750.00	745.2
0280 Sundry supplies.....	100.00	100.00	57.1
02 Total supplies and materials.....	1,240.00	1,240.00	802.4
06 Travel expenses.....	50.00	50.00	9.2
07 Transportation of things (service).....	250.00	250.00	176.0
12 Repairs and alterations.....	850.00	850.00	187.26
22 Grants, subsidies, and contributions.....	100.00	100.00	60.00
Equipment:			
3010 Furniture, furnishings, and fixtures.....	100.00	100.00	
3050 Other equipment.....	250.00	250.00	
30 Total equipment.....	350.00	350.00	
Total.....	5,100.00	5,100.00	2,255.72
UINTAH			
01 Total salaries and wages (irregular labor).....	1,500.00	1,500.00	1,042.75
Supplies and materials:			
0200 Stationery and office supplies.....			8.34
0210 Medical and hospital supplies.....	50.00	50.00	37.50
0230 Fuel.....	5,000.00	5,000.00	4,962.17
0240 Wearing apparel and sewing supplies.....	50.00	50.00	34.94
0250 Forage and other supplies for animals.....	600.00	600.00	546.11
0260 Provisions.....	700.00	100.00	659.81
0280 Sundry supplies.....	1,000.00	800.00	1,339.78
02 Total supplies and materials.....	7,400.00	6,600.00	7,588.65
Communication service:			
0510 Telephone service.....	125.00	125.00	108.50
0520 Other communication service.....	25.00	25.00	24.00
05 Total communication service.....	150.00	150.00	132.50
06 Travel expenses.....	400.00	400.00	378.87
07 Transportation of things (service).....	1,500.00	1,600.00	1,600.32

Estimates of appropriations required for the service of the fiscal year ending June 30, 1927—Continued

General object (title of appropriation), date of acts, references to Statutes at Large, or to Revised Statutes, and estimated amount required for each detailed object

Total amount to be appropriated under each head of appropriation

Amount appropriated for the fiscal year ending June 30, 1926

Miscellaneous Indian Funds, Utah (Tribal Funds)—Continued.

	Estimated expenditures, 1927 appropriation	Estimated expenditures, 1926 appropriation	Expended and obligated, 1925
UINTE —continued			
Printing, binding, photographing, etc.:			
0800 Printing and binding.....			\$12.50
0830 Photographing and blue prints.....			30.64
08 Total printing, binding, photographing, etc.....			43.14
10 Furnishing of heat, light, power, water, and electricity (service).....	\$1,000.00	\$1,000.00	1,323.44
11 Rents.....			192.50
12 Repairs and alterations.....	1,500.00	1,800.00	1,685.30
13 Special and miscellaneous expenses.....	250.00	150.00	203.60
Equipment:			
3010 Furniture, furnishings, and fixtures.....	500.00	500.00	487.81
3040 Livestock.....	200.00	300.00	
3050 Other equipment.....	600.00	1,000.00	1,262.31
30 Total equipment.....	1,300.00	1,800.00	1,750.12
Total.....	15,000.00	15,000.00	15,939.19

Miscellaneous Indian Funds, Washington (Tribal Funds)—

Washington: Colville, \$30,000; Neah Bay, [\$900] \$5,000; Puyallup, \$3,000; Spokane, \$19,000; Taholah (Quinalt), \$11,000; Yakima, \$32,400; in all, \$100,400 (acts June 30, 1919, vol. 41, p. 30, sec. 25; Jan. 24, 1923, vol. 42, p. 1200, sec. 1; Mar. 3, 1925, vol. 43, p. 1161).

	Estimated expenditures, 1927 appropriation	Estimated expenditures, 1926 appropriation	Expended and obligated, 1925
COLVILLE			
Field service:			
Salaries and wages—	<i>Average—</i>	<i>Average—</i>	<i>Average—</i>
Salary range, \$2,700 to \$3,300; average, \$3,000—	No. Salary	No. Salary	No. Salary
Superintendent.....	1 2,700	1 2,700	1 2,700
Salary range, \$1,860 to \$2,400; average, \$2,100—			
Physicians.....	2 1,860	2 1,860	2 1,860
Chief clerk.....	1 1,860	1 1,860	1 1,860
Salary range, \$1,680 to \$2,040; average, \$1,860—			
Day school inspector.....	1 1,680	1 1,680	1 1,680
Chief clerk.....	1 1,680	1 1,680	1 1,680
General mechanic.....	1 1,680	1 1,680	1 1,680
Ranger.....	1 1,680	1 1,680	1 1,680
Salary range, \$1,500 to \$1,860; average, \$1,680—			
Lease clerk.....	1 1,500	1 1,500	1 1,500
Financial clerk.....	1 1,500	1 1,500	1 1,500
Salary range, \$1,320 to \$1,680; average, \$1,500—			
Clerks.....	2 1,350	2 1,350	2 1,350
Financial clerk.....	1 1,320	1 1,320	1 1,320
Forest guard.....	1 1,380	1 1,380	1 1,380
Salary range, \$1,200 to \$1,500; average, \$1,350—			
Farmers.....	2 1,320	2 1,320	2 1,320
Salary range, \$1,140 to \$1,500; average, \$1,320—			
Assistant clerk.....	1 1,140	1 1,140	1 1,140
Clerk.....	1 1,140	1 1,140	1 1,140
Forest Guard.....	1 1,200	1 1,200	1 1,200
Salary range, \$780 to \$1,140; average, \$1,080—			
Constable.....	1 960	1 960	1 960
Ungraded—			
Laborers.....	3 940	3 940	3 940
Physician (contract).....	1 720	1 720	1 720
Total average number of employees.....	21	21	21
01 Total salaries and wages, field service.....	30,000.00	30,000.00	27,582.29
Supplies and materials:			
0210 Medical and hospital supplies.....			493.48
0230 Fuel.....			1,300.28
0240 Wearing apparel and sewing supplies.....			113.13
0250 Forage and other supplies for animals.....			42.75
0260 Provisions.....			2,017.01
0280 Sundry supplies.....			314.38
02 Total supplies and materials.....			4,281.03
Communication service:			
0500 Telegraph service.....			4.87
0510 Telephone service.....			94.95
0520 Other communication service.....			17.50
05 Total communication service.....			117.32

1 Shortened grade for Indian Service.

Estimates of appropriations required for the service of the fiscal year ending June 30, 1927—Continued

General object (title of appropriation), date of acts, references to Statutes at Large, or to Revised Statutes, and estimated amount required for each detailed object				Total amount to be appropriated under each head of appropriation	Amount appropriated for the fiscal year ending June 30, 1926
<i>Miscellaneous Indian Funds, Washington (Tribal Funds)—Continued.</i>					
		Estimated expenditures, 1927 appropriation	Estimated expenditures, 1926 appropriation	Expended and obligated, 1926	
COLVILLE—continued					
06 Travel expenses.....				\$1,055.42	
07 Transportation of things (service).....				340.54	
08 Printing, binding, photographing, etc.....				69.18	
10 Furnishing of heat, light, power, water, and electricity (service).....				73.01	
11 Rents.....				102.00	
12 Repairs and alterations.....				1,638.35	
13 Special and miscellaneous expenses.....				365.05	
Equipment:					
3010 Furniture, furnishings, and fixtures.....				269.03	
3050 Other equipment.....				106.78	
30 Total equipment.....				375.81	
05 Total.....	\$30,000.00	\$30,000.00		36,000.00	
NEAH BAY					
01 Total salaries and wages (irregular labor).....	1,500.00	500.00			
Supplies and materials:					
0210 Medical and hospital supplies.....	100.00	100.00			
0260 Provisions.....	2,500.00				
0280 Sundry supplies.....	800.00	100.00			
02 Total supplies and materials.....	3,400.00	200.00			
06 Travel expenses.....	100.00	100.00			
30 Equipment.....		100.00			
Total.....	5,000.00	900.00			
TULALIP					
01 Total salaries and wages (irregular labor).....	2,000.00	2,000.00		1,801.25	
12 Repairs and alterations.....				147.89	
13 Special and miscellaneous expenses.....	1,000.00	1,000.00		633.25	
30 Equipment.....				67.61	
32 Structures and parts and nonstructural improvements to land.....				350.00	
Total.....	3,000.00	3,000.00		3,000.00	
SPOKANE					
Field service:					
Salaries and wages—					
Salary range, \$1,500 to \$1,860; average, \$1,680—					
Financial clerk.....	Average— No. 1 \$1,500.00	Average— No. 1 \$1,500.00	Average— No. 1 \$1,500.00		
Total average number of employees.....	1	1	1		
Total salaries and wages, field service.....	1,500.00	1,500.00		1,500.00	
Miscellaneous and temporary labor, \$4 to \$1 per diem.....	3,500.00	3,500.00		1,620.51	
01 Total salaries and wages.....	5,000.00	5,000.00		3,120.51	
Supplies and materials:					
0210 Medical and hospital supplies.....	50.00	50.00		21.09	
0230 Fuel.....	300.00	300.00		285.31	
0240 Wearing apparel and sewing supplies.....	100.00	100.00		64.38	
0250 Forage and other supplies for animals.....	300.00	300.00		208.02	
0260 Provisions.....	4,000.00	3,500.00		2,580.12	
0280 Sundry supplies.....	1,000.00	1,000.00		103.58	
02 Total supplies and materials.....	5,750.00	5,250.00		3,262.50	
Communication service:					
0500 Telegraph service.....	25.00	25.00		1.20	
0510 Telephone service.....	25.00	25.00		10.54	
05 Total communication service.....	50.00	50.00		11.74	
06 Travel expenses.....	800.00	800.00		114.74	
07 Transportation of things (service).....	300.00	300.00		247.29	
11 Rents.....				25.00	
12 Repairs and alterations.....	650.00	500.00		174.80	
13 Special and miscellaneous expenses.....	550.00	100.00		37.50	
Equipment:					
3010 Furniture, furnishings, and fixtures.....	200.00	250.00		177.33	
3040 Livestock.....	400.00	450.00		150.00	
3050 Other equipment.....	300.00	300.00		177.41	
30 Total equipment.....	900.00	1,000.00		504.74	
Structures and parts and nonstructural improvements to land:					
3210 Other structures.....	2,500.00				
3220 Nonstructural improvements.....	2,500.00	6,000.00			
32 Total structures and parts and nonstructural improvements.....	5,000.00	6,000.00			
Total.....	19,000.00	19,000.00		7,498.82	

Estimates of appropriations required for the service of the fiscal year ending June 30, 1927—Continued

General object (title of appropriation), data of acts, references to Statutes at Large, or to Revised Statutes, and estimated amount required for each detailed object				Total amount to be appropriated under each head of appropriation	Amount appropriated for the fiscal year ending June 30, 1926
<i>Miscellaneous Indian Funds, Washington (Tribal Funds)—Continued.</i>					
	Estimated expenditures, 1927 appropriation	Estimated expenditures, 1926 appropriation	Expended and obligated, 1925		
QUINAIKLT					
Field service:					
Salaries and wages—	<i>Average—</i>	<i>Average—</i>	<i>Average—</i>		
Salary range, \$1,680 to \$2,040; average, \$1,860—	No. Salary	No. Salary	No. Salary		
Clerk.....	1 \$1,680.00	1 \$1,680.00	1 \$1,680.00		
Total average number of employees.....	1	1	1		
Total salaries and wages, field service.....	840.00	840.00	840.00		
Miscellaneous and temporary labor, \$4 to \$1 per diem.....	2,000.00	2,000.00	593.50		
01 Total salaries and wages.....	2,840.00	2,840.00	1,433.50		
Supplies and materials:					
0210 Medical and hospital supplies.....	100.00	100.00	97.96		
0230 Fuel.....	150.00	150.00	136.80		
0260 Provisions.....	1,500.00	1,500.00	560.49		
0280 Sundry supplies.....	300.00	300.00	16.13		
02 Total supplies and materials.....	2,050.00	2,050.00	811.38		
Communication service:					
0510 Telephone service.....	100.00	100.00	55.19		
0520 Other communication service.....	25.00	25.00	6.00		
05 Total communication service.....	125.00	125.00	61.19		
08 Printing, binding, photographing, etc.....			6.25		
12 Repairs and alterations.....	600.00	2,500.00	96.14		
13 Special and miscellaneous expenses.....	85.00	85.00	37.10		
22 Grants, subsidies, and contributions.....	100.00	100.00	60.00		
Equipment:					
3000 Passenger-carrying vehicles.....			591.85		
3050 Other equipment.....	200.00	300.00	75.48		
30 Total equipment.....	200.00	300.00	667.33		
32 Structures and parts and nonstructural improvements to land.....	5,000.00	3,000.00			
Total.....	11,000.00	11,000.00	3,172.89		
YAKIMA					
Field service:					
Salaries and wages—					
Salary range, \$3,000 to \$3,600; average, \$3,300—	1 3,000	1 3,000	1 3,000		
Superintendent.....					
Salary range, \$1,860 to \$2,400; average, \$2,100—	1 1,860	1 1,860	1 1,860		
Senior forest ranger.....					
Salary range, \$1,680 to \$2,040; average, \$1,860—	1 1,680	1 1,680	1 1,680		
Clerk.....					
Salary range, \$1,500 to \$1,860; average, \$1,680—	1 1,500	1 1,500	1 1,500		
Clerk.....					
Day school inspector.....	1 1,500	1 1,500	1 1,500		
Salary range, \$1,320 to \$1,680; average, \$1,500—					
Lease clerk.....	1 1,440	1 1,440	1 1,440		
Senior forest guard.....	1 1,320	1 1,320	1 1,320		
Salary range, \$1,200 to \$1,500; average, \$1,350—					
Female industrial teacher.....	1 1,200	1 1,200	1 1,200		
Salary range, \$1,140 to \$1,500; average, \$1,320—					
Clerks.....	2 1,200	2 1,200	2 1,200		
Assistant clerks.....	3 1,140	3 1,140	3 1,140		
Ungraded—					
Teamster.....	1 900	1 900	1 900		
Physician (contract).....	1 200	1 200	1 200		
Laborers.....	2 900	2 900	2 900		
Total average number of employees.....	17	17	17		
Total salaries and wages, field service.....	22,220.00	22,220.00	22,220.00		
Miscellaneous and temporary labor, \$4 to \$1 per diem.....	3,500.00	3,500.00	3,342.03		
01 Total salaries and wages.....	25,720.00	25,720.00	25,562.03		
Supplies and materials:					
0200 Stationery and office supplies.....	50.00	50.00	161.45		
0210 Medical and hospital supplies.....	100.00	100.00	54.46		
0230 Fuel.....	1,000.00	1,000.00	1,100.31		
0240 Wearing apparel and sewing supplies.....			52.24		
0250 Forage and other supplies for animals.....	125.00	125.00	121.69		
0260 Provisions.....	1,300.00	1,200.00	1,313.89		
0280 Sundry supplies.....	300.00	200.00	344.92		
02 Total supplies and materials.....	2,875.00	2,675.00	3,148.96		
Communication service:					
0500 Telegraph service.....			4.16		
0510 Telephone service.....	275.00	275.00	281.80		
0520 Other communication service.....	25.00	25.00	3.00		
05 Total communication service.....	300.00	300.00	288.96		

1 Shortened grade for Indian Service.

Estimates of appropriations required for the service of the fiscal year ending June 30, 1927—Continued

General object (title of appropriation), date of acts, references to Statutes at Large, or to Revised Statutes, and estimated amount required for each detailed object

Total amount to be appropriated under each head of appropriation

Amount appropriated for the fiscal year ending June 30, 1926

Miscellaneous Indian Funds, Washington (Tribal Funds)—Continued.

	Estimated expenditures, 1927 appropriation	Estimated expenditures, 1926 appropriation	Expended and obligated, 1925
YAKIMA—continued			
06 Travel expenses.....	\$500.00	\$500.00	\$600.29
07 Transportation of things (service).....	100.00	100.00	103.78
08 Printing, binding, photographing, etc.....			74.03
11 Rents.....	400.00	400.00	414.00
12 Repairs and alterations.....	1,500.00	1,500.00	1,654.08
13 Special and miscellaneous expenses.....	305.00	505.00	595.46
Equipment:			
3010 Furniture, furnishings, and fixtures.....	300.00	300.00	286.80
3050 Other equipment.....	400.00	400.00	917.03
30 Total equipment.....	700.00	700.00	1,203.83
Total.....	32,400.00	32,400.00	33,645.42

Miscellaneous Indian Funds, Wisconsin (Tribal Funds)—

Wisconsin: Lac du Flambeau, [\$4,000] \$2,000; Keshena, [\$30,000] \$35,000; in all, \$37,000 (acts June 30, 1919, vol. 41, p. 30, sec. 25; Jan. 24, 1923, vol. 42, p. 1200, sec. 1; Mar. 3, 1925, vol. 43, p. 1161).

	Estimated expenditures, 1927 appropriation	Estimated expenditures, 1926 appropriation	Expended and obligated, 1925
LAC DU FLAMBEAU			
Field service:			
Salaries and wages—			
Salary range, \$1,860 to \$2,400; average, \$2,100—	Average—	Average—	Average—
Physician.....	No. Salary	No. Salary	No. Salary
Salary range, \$1,140 to \$1,500; average, \$1,320—			1 1,140.00
Clerk.....			1 900.00
Ungraded:			
Laborer and acting interpreter.....			2 2,970.00
Total average number of employees.....			
Total salaries and wages, field service.....			
Miscellaneous and temporary labor, \$4 to \$1, per diem.....	\$1,000.00	\$1,900.00	515.36
01 Total salaries and wages.....	1,000.00	1,900.00	3,485.36
Supplies and materials:			
0210 Medical and hospital supplies.....	50.00	50.00	3.32
0230 Fuel.....	500.00	500.00	391.87
0250 Forage and other supplies for animals.....		200.00	183.32
0260 Provisions.....		300.00	264.30
0280 Sundry supplies.....		50.00	2.74
02 Total supplies and materials.....	550.00	1,100.00	855.55
06 Travel expense.....	50.00	50.00	29.23
09 Advertising and publication of notices.....		100.00	115.20
12 Repairs and alterations.....	400.00	300.00	71.70
13 Special and miscellaneous expenses.....			16.40
Equipment:			
3000 Passenger-carrying vehicles.....			339.00
3010 Furniture, furnishings, and fixtures.....		150.00	142.50
3050 Other equipment.....		400.00	
30 Total equipment.....		550.00	481.50
Total.....	2,000.00	4,000.00	5,954.94
MENOMINEE			
Field service:			
Salaries and wages—			
Salary range, \$2,400 to \$3,000; average, \$2,700—			
Physician.....	1 2,400	1 2,400	1 2,400
Salary range, \$2,100 to \$2,700; average, \$2,400—			
Assistant superintendent and clerk.....	1 2,100	1 2,100	1 2,100
Salary range, \$1,860 to \$2,200; average, \$2,000—			
Forest assistant.....	1 1,860	1 1,860	1 1,860
Salary range, \$1,500 to \$1,860; average, \$1,680—			
Electrician.....	1 1,500	1 1,500	1 1,500
Nurse.....	1 1,500	1 1,500	1 1,500
Salary range, \$1,320 to \$1,680; average, \$1,500—			
Clerk.....	1 1,320	1 1,320	1 1,320
Financial clerk.....	1 1,320	1 1,320	1 1,320
Assistant clerk (property).....	1 1,320	1 1,320	1 1,320
Salary range, \$1,200 to \$1,500; average, \$1,350—			
General mechanic.....	1 1,200	1 1,200	1 1,200
Farmers.....	1 1,200	1 1,200	2 1,200
Salary range, \$1,140 to \$1,500; average, \$1,320—			
Assistant clerk.....	1 1,140	1 1,140	1 1,140
Forest guard.....	1 1,140	1 1,140	1 1,140

1 Shortened grade for Indian Service.

Estimates of appropriations required for the service of the fiscal year ending June 30, 1927—Continued

General object (title of appropriation), date of acts, references to Statutes at Large, or to Revised Statutes, and estimated amount required for each detailed object	Total amount to be appropriated under each head of appropriation	Amount appropriated for the fiscal year ending June 30, 1926
--	--	--

Miscellaneous Indian Funds, Wisconsin (Tribal Funds)—Continued.

	Estimated expenditures, 1927 appropriation	Estimated expenditures, 1926 appropriation	Expended and obligated, 1925
MENOMINEE—continued			
Field service—Continued.			
Salaries and wages—Continued.			
Salary range, \$1,020 to \$1,200; average, \$1,140 ¹ —	<i>Average—</i>	<i>Average—</i>	<i>Average—</i>
Blacksmith.....	No. 1 Salary \$1,020	No. 1 Salary \$1,020	No. 1 Salary \$1,020
Salary range, \$780 to \$1,140; average, \$960—			
Forest guard.....	1 960	1 960	1 960
Cook.....	1 780	1 780	1 780
Assistant blacksmith.....	1 900	1 900	1 900
Salary range, \$600 to \$780; average, \$690—			
Assistants.....	3 620	3 620	3 620
Ungraded—			
Laborer.....	1 900	1 900	1 900
Stableman.....	1 900	1 900	1 900
Teamster.....			
Total average number of employees.....	21	21	23
Total salaries and wages, field service.....	24,720.00	24,720.00	25,640.00
Miscellaneous and temporary labor, \$4 to \$1 per diem.....	280.00		3,702.33
01 Total salaries and wages.....	25,000.00	24,720.00	29,342.33
Supplies and materials:			
0210 Medical and hospital supplies.....	200.00	200.00	265.53
0230 Fuel.....	2,500.00	2,000.00	2,602.70
0240 Wearing apparel and sewing supplies.....	100.00		53.65
0250 Forage and other supplies for animals.....	600.00	500.00	571.02
0260 Provisions.....	2,200.00	1,400.00	2,190.37
0280 Sundry supplies.....	300.00	300.00	236.30
02 Total supplies and materials.....	5,900.00	4,400.00	5,949.57
05 Communication service.....	100.00	100.00	87.18
06 Travel expenses.....	50.00		2.20
07 Transportation of things (service).....	500.00	500.00	533.27
08 Printing, binding, photographing, etc.....			56.93
12 Repairs and alterations.....	1,000.00	100.00	927.49
13 Special and miscellaneous expenses.....	450.00		404.39
Equipment:			
3010 Furniture, furnishings, and fixtures.....	100.00	100.00	187.46
3050 Other equipment.....	100.00	80.00	20.18
30 Total equipment.....	200.00	180.00	207.64
32 Structures and parts and nonstructural improvements to land.....	1,800.00		
Total.....	35,000.00	30,000.00	37,511.00

¹ Shortened grade for Indian Service.*Miscellaneous Indian Funds, Wyoming (Tribal Funds)—*

Wyoming: Shoshone, [\$83,500] \$115,000: *Provided, That not exceeding \$35,000 may be used for improving the domestic water supply for the agency, boarding school, and irrigation service (acts June 30, 1919, vol. 41, p. 30, sec. 25; Jan. 24, 1923, vol. 42, p. 1201, sec. 1; Mar. 3, 1925, vol. 43, p. 1161).*

In all, not to exceed [\$1,363,000] \$1,554,800.

	Estimated expenditures, 1927 appropriation	Estimated expenditures, 1926 appropriation	Expended and obligated, 1925
SHOSHONE AND ARAPAHO			
Field service:			
Salaries and wages—			
Salary range, \$1,500 to \$1,860; average, \$1,680—	<i>Average—</i>	<i>Average—</i>	<i>Average—</i>
Nurse.....	No. 1 Salary \$1,500	No. 1 Salary \$1,500	No. 1 Salary \$1,500
Salary range, \$1,320 to \$1,680; average, \$1,500—			
Superintendent of livestock.....	1 1,680	1 1,680	1 1,680
Clerk.....	1 1,320	1 1,320	1 1,320
Salary range, \$1,200 to \$1,500; average, \$1,350—			
Farmers.....	3 1,200	3 1,200	
Salary range, \$1,140 to \$1,500; average, \$1,320—			
Stockman.....	1 1,140	1 1,140	
Salary range, \$900 to \$1,260; average, \$1,080—			
Herders.....	3 1,020	3 1,020	3 1,020
Salary range, \$900 to \$1,140; average, \$1,020 ¹ —			
Stable man.....	1 960	1 960	1 960

¹ Shortened grade for Indian Service.

Estimates of appropriations required for the service of the fiscal year ending June 30, 1927—Continued

General object (title of appropriation), date of acts, references to Statutes at Large, or to Revised Statutes, and estimated amount required for each detailed object

Total amount to be appropriated under each head of appropriation

Amount appropriated for the fiscal year ending June 30, 1926

Miscellaneous Indian Funds, Wyoming (Tribal Funds)—Continued.

	Estimated expenditures, 1927 appropriation	Estimated expenditures, 1926 appropriation	Expended and obligated, 1925
SHOSHONE AND ARAPAHO—continued			
Field service—Continued.			
Salaries and wages—Continued.			
Salary range, \$780 to \$1,140; average, \$960—	<i>Average—</i>	<i>Average—</i>	<i>Average—</i>
Camp matron.....	<i>No. 1 Salary \$900</i>	<i>No. 1 Salary \$900</i>	<i>No. 1 Salary \$900</i>
Salary range, \$600 to \$780; average, \$690—			
Assistant.....			1 600
Total average number of employees.....	12	12	9
Total salaries and wages, field service.....	14,160.00	14,160.00	7,980.00
Miscellaneous and temporary labor, \$4 to \$1 per diem.....	10,000.00	10,000.00	9,679.83
01 Total salaries and wages.....	24,160.00	24,160.00	17,659.83
Supplies and materials:			
0210 Medical and hospital supplies.....	1,200.00	1,200.00	1,129.80
0230 Fuel.....	5,500.00	6,000.00	5,994.84
0240 Wearing apparel and sewing supplies.....	100.00	100.00	95.45
0250 Forage and other supplies for animals.....	25,000.00	23,000.00	23,790.25
0260 Provisions.....	3,000.00	3,500.00	3,720.61
0280 Sundry supplies.....	7,000.00	8,000.00	6,830.66
02 Total supplies and materials.....	41,800.00	41,800.00	41,561.41
Communication service:			
0500 Telegraph service.....	25.00	25.00	21.18
0510 Telephone service.....	200.00	200.00	205.98
0520 Other communication service.....	25.00	25.00	14.70
05 Total communication service.....	250.00	250.00	241.86
06 Travel expenses.....	700.00	700.00	679.63
07 Transportation of things (service).....	2,200.00	2,200.00	2,111.99
08 Printing, binding, photographing, etc.....			15.39
11 Rents.....	100.00	100.00	100.00
12 Repairs and alterations.....	5,000.00	5,000.00	5,151.14
13 Special and miscellaneous expenses.....	290.00	790.00	70.62
Equipment:			
3010 Furniture, furnishings, and fixtures.....	1,000.00	1,000.00	1,932.92
3040 Live stock.....		500.00	65.00
3050 Other equipment.....	4,500.00	7,000.00	3,254.67
30 Total equipment.....	5,500.00	8,500.00	5,252.59
32 Structures and parts and nonstructural improvements to land.....	35,000.00		
Total.....	115,000.00	83,500.00	72,844.46

Support of Chippewa Indians in Minnesota (Tribal Funds)—

For promoting civilization and self-support among the Chippewa Indians in the State of Minnesota, **[\$150,330] \$153,500**, to be paid from the principal sum on deposit to the credit of said Indians, arising under section 7 of the act entitled "An act for the relief and civilization of the Chippewa Indians in the State of Minnesota," approved January 14, 1889, to be used exclusively for the purposes following: Not exceeding **[\$47,190] \$50,500** of this amount may be expended for general agency purposes, of which not to exceed \$3,500 may be used for the construction of a telephone line between Redby and Ponemah, Minnesota, on the Red Lake Reservation; not exceeding \$10,000 may be expended, under the direction of the Secretary of the Interior, in aiding in the construction, equipment, and maintenance of additional public schools in connection with and under the control of the public-school system of the State of Minnesota, said additional school buildings to be located at places contiguous to Indian children who are now without proper public-school facilities; **[said amount to be immediately available]** not exceeding \$15,000 may be expended in aiding indigent Chippewa Indians upon the condition that any funds used in support of a member of the tribe shall be reimbursed out of and become a lien against any individual property of which such member may now or hereafter become seized or possessed, and the Secretary of the Interior shall annually transmit to Congress at the commencement of each regular session a complete and detailed statement of such expenditures, the two preceding requirements not to apply to any old, infirm, or indigent Indian, in the discretion of the Secretary of the Interior; not exceeding **[\$78,140] \$78,000** may be expended for the support of the Indian hospitals (*acts Jan. 14, 1889, vol. 25, p. 645, sec. 7; Aug. 19, 1890, vol. 26, p. 357, sec. 1; Mar. 3, 1925, vol. 43, p. 1162*).

Estimates of appropriations required for the service of the fiscal year ending June 30, 1927—Continued

General object (title of appropriation), date of acts, references to Statutes at Large, or to Revised Statutes, and estimated amount required for each detailed object				Total amount to be appropriated under each head of appropriation	Amount appropriated for the fiscal year ending June 30, 1926
<i>Support of Chippewa Indians in Minnesota (Tribal Funds)—Continued.</i>					
	Estimated expenditures, 1927 appropriation	Estimated expenditures, 1926 appropriation	Expended and obligated, 1925		
Field service:					
Salaries and wages—					
Salary range, \$2,400 to \$3,000; average, \$2,700—					
Superintendent.....	Average— No. Salary	Average— No. Salary	Average— No. Salary		
Salary range, \$2,100 to \$2,700; average, \$2,400—					
Physicians.....	5 \$2,100	5 \$2,100	4 2,100		
Salary range, \$1,860 to \$2,400; average, \$2,100—					
Physicians.....	2 1,860	2 1,860	2 1,860		
Chief clerk.....	1 1,860	1 1,860	1 1,860		
Salary range, \$1,680 to \$2,040; average, \$1,860—					
Engineer and mill superintendent.....	1 1,680	1 1,680			
Chief clerk.....	1 1,680	1 1,680			
Salary range, \$1,500 to \$1,860; average, \$1,680—					
Nurses.....	5 1,500	5 1,500	5 1,500		
Clerks.....	2 1,500	2 1,500	2 1,500		
Salary range, \$1,320 to \$1,680; average, \$1,500—					
Engineers.....	2 1,320	2 1,320	2 1,320		
Assistant clerk.....	1 1,320	1 1,320			
Clerks.....	4 1,320	4 1,320	4 1,320		
Forest guard.....	1 1,320	1 1,320	1 1,320		
Senior forest guard.....	1 1,320	1 1,320	1 1,320		
Financial clerk (property).....	1 1,320	1 1,320			
Salary range, \$1,200 to \$1,500; average, \$1,350 1—					
Farmer.....	1 1,200	1 1,200	1 1,200		
Nurse (practical).....	1 1,200	1 1,200	1 1,200		
Salary range, \$1,140 to \$1,500; average, \$1,320—					
Clerks.....	2 1,140	2 1,140	2 1,140		
Assistant clerk.....	1 1,140	1 1,140	1 1,140		
Carpenter.....	1 1,140	1 1,140			
Salary range, \$1,020 to \$1,260; average, \$1,140 1—					
Blacksmiths.....	2 1,140	2 1,140			
Salary range, \$900 to \$1,260; average, \$1,080—					
Matrons.....	2 900	2 900	2 900		
Cooks.....	4 900	4 900	4 900		
Salary range, \$780 to \$1,140; average, \$960—					
Janitors.....	3 820	3 820	3 820		
Salary range, \$600 to \$780; average, \$690—					
Assistants.....	8 600	8 600	8 600		
Interpreter.....	1 600	1 600	1 600		
Salary range, \$420 to \$600; average, \$510—					
Interpreter.....	1 420	1 420			
Ungraded—					
Physicians (contract).....	1 720	1 720	1 720		
Laborers.....	3 900	3 900	3 900		
Total average number of employees.....	58	58	49 1/4		
Total salaries and wages, field service.....	69,480.00	69,480.00	58,740.00		
Miscellaneous and temporary labor, \$4 to \$1 per diem.....	2,500.00	2,500.00	3,422.12		
01 Total salaries and wages.....	71,980.00	71,980.00	62,162.12		
Supplies and materials:					
0200 Stationery and office supplies.....	100.00				
0210 Medical and hospital supplies.....	6,500.00	6,500.00	4,413.96		
0220 Scientific and educational supplies.....	700.00	1,000.00			
0230 Fuel.....	9,000.00	9,000.00	8,442.95		
0240 Wearing apparel and sewing supplies.....	500.00	500.00	227.00		
0250 Forage and other supplies for animals.....	400.00	400.00	353.63		
0260 Provisions.....	30,000.00	29,000.00	16,720.90		
0280 Sundry supplies.....	3,000.00	2,500.00	823.92		
02 Total supplies and materials.....	50,200.00	48,900.00	30,962.36		
Communication service:					
0500 Telegraph service.....	50.00	50.00	50.74		
0510 Telephone service.....	600.00	600.00	573.28		
0520 Other communication service.....	50.00	50.00	3.00		
05 Total communication service.....	700.00	700.00	627.02		
06 Travel expenses.....	2,000.00	2,000.00	1,145.90		
07 Transportation of things (service).....	2,000.00	2,000.00	1,541.29		
08 Printing, binding, photographing, etc.....			15.30		
10 Furnishing of heat, light, power, water, and electricity (service).....	1,000.00	1,000.00	673.80		
12 Repairs and alterations.....	8,000.00	8,500.00	6,015.28		
13 Special and miscellaneous expenses.....	3,120.00	2,750.00	1,749.97		
22 Grants, subsidies, and contributions.....	1,000.00	1,000.00	695.80		
Equipment:					
3000 Passenger-carrying vehicles.....	1,000.00		270.10		
3010 Furniture, furnishings, and fixtures.....	3,000.00	3,500.00	2,539.07		
3050 Other equipment.....	6,000.00	8,000.00	944.92		
30 Total equipment.....	10,000.00	11,500.00	3,754.09		
32 Structures and parts and nonstructural improvements to land.....	3,500.00		1,000.00		
Total.....	153,500.00	150,330.00	110,342.93		

1 Shortened grade for Indian Service.

Estimates of appropriations required for the service of the fiscal year ending June 30, 1927—Continued

General object (title of appropriation), date of acts, references to Statutes at Large, or to Revised Statutes, and estimated amount required for each detailed object		Total amount to be appropriated under each head of appropriation	Amount appropriated for the fiscal year ending June 30, 1926
Additions to Red Lake Sawmill, Minnesota (Tribal Funds)— <i>The Secretary of the Interior is authorized to withdraw from the Treasury of the United States the sum of \$40,000, or so much thereof as may be necessary, of the principal sum on deposit to the credit of the Red Lake Band of Chippewa Indians in the State of Minnesota arising under the Act of May 18, 1916 (39 Stat. L. p. 138) and to expend the same in the construction and equipment of planing mill, box factory, cottages, office, and steamboat, and minor sawmill appurtenances (submitted).</i>			
	Estimated expenditures, 1927 appropriation		
01 Total salaries and wages.....	\$6,700		
Supplies and materials:			
0294 Lumber.....	2,400		
0299 Miscellaneous materials.....	2,600		
02 Total supplies and materials.....	5,000		
07 Transportation of things.....	1,600		
30 Equipment: Other equipment.....	26,700		
Total.....	40,000		
Expenses, Per Capita Payments, Choctaw and Chickasaw Tribes (Tribal Funds)— <i>For the expenses of per capita payments to the enrolled members of the Choctaw and Chickasaw Tribes of Indians, \$5,000, to be paid from the funds held by the United States in trust for said Indians (acts June 30, 1919, vol. 41, p. 22, sec. 18; Mar. 3, 1925, vol. 43, p. 1162).</i>			
	Estimated expenditures, 1927 appropriation	Estimated expenditures, 1926 appropriation	Expended and obligated, 1925
Field service:			
Salaries and wages—	Average—	Average—	Average—
Salary range, \$2,400 to \$3,000; average, \$2,700—	No. Salary	No. Salary	No. Salary
Clerk.....	1 \$2,400.00	1 \$2,400.00	1 \$2,400.00
Salary range, \$1,680 to \$2,040; average, \$1,860—			
Clerk.....	1 1,680.00	1 1,680.00	1 1,680.00
Salary range, \$1,500 to \$1,860; average, \$1,680—			
Clerk.....	1 1,620.00	1 1,620.00	1 1,620.00
Total average number of employees.....	2 1/2	2 1/2	2 1/2
01 Total salaries and wages.....	4,900.00	4,900.00	4,824.27
06 Printing, binding, photographing, etc.....	100.00	100.00	159.75
Total.....	5,000.00	5,000.00	4,984.02
Support of Osage Agency and Pay of Tribal Officers, Oklahoma (Tribal Funds)— <i>For the support of the Osage Agency and pay of tribal officers, the tribal attorney and his stenographer, and employees of said agency, \$134,100, to be paid from the funds held by the United States in trust for the Osage Tribe of Indians in Oklahoma (acts June 30, 1919, vol. 41, p. 21, sec. 17; Mar. 3, 1925, vol. 43, p. 1162).</i>			
	Estimated expenditures, 1927 appropriation	Estimated expenditures, 1926 appropriation	Expended and obligated, 1925
Field service—			
Salaries and wages—	Average—	Average—	Average—
Salary range, \$5,200 to \$6,000; average, \$5,600—	No. Salary	No. Salary	No. Salary
Superintendent.....	1 \$5,200	1 \$5,200	1 \$5,200
Salary range, \$3,500 to \$5,000; average, \$4,400—			
Clerk.....	1 3,800	1 3,800	1 3,800
Salary range, \$2,400 to \$3,000; average, \$2,700—			
Financial clerk.....	1 2,400	1 2,400	1 2,500
Salary range, \$2,100 to \$2,700; average, \$2,400—			
Clerks.....	2 2,300	2 2,300	1 1/2 2,367
Salary range, \$1,980 to \$2,400; average, \$2,100—			
Clerks.....	3 2,133	3 2,133	2 1/2 2,140
Appraiser.....	1 1,860	1 1,860	1 1,860
Salary range, \$1,860 to \$2,200; average, \$2,000—			
Special officers.....	6 1,860	6 1,860	6 1,860
Salary range, \$1,680 to \$2,040; average, \$1,860—			
Clerks.....	3 1,720	3 1,720	3 1,720
Construction foreman.....	1 1,680	1 1,680	1 1,680
Superintendent of construction.....	1 1,680	1 1,680	
General mechanic.....	1 1,680	1 1,680	1 1,680

Estimates of appropriations required for the service of the fiscal year ending June 30, 1927—Continued

General object (title of appropriation), date of acts, references to Statutes at Large, or to Revised Statutes, and estimated amount required for each detailed object				Total amount to be appropriated under each head of appropriation	Amount appropriated for the fiscal year ending June 30, 1926
<i>Support of Osage Agency and Pay of Tribal Officers, Oklahoma (Tribal Funds)—Continued.</i>					
	Estimated expenditures, 1927 appropriation	Estimated expenditures, 1926 appropriation	Expended and obligated, 1925		
Field service—Continued.					
Salaries and wages—Continued.					
Salary range, \$1,500 to \$1,860; average, \$1,680—	Average—	Average—	Average—		
Clerks.....	No. 4 Salary \$1,590	No. 4 Salary \$1,590	No. 3 Salary \$1,600		
Salary range, \$1,320 to \$1,680; average, \$1,500—					
Assistant mechanic.....	1 1,380	1 1,380	1 1,380		
Clerks.....	13 1,426	13 1,426	12½ 1,435		
Salary range, \$1,200 to \$1,500; average, \$1,350—					
Farmers.....	4 1,380	4 1,380	3 1,440		
Salary range, \$1,140 to \$1,500; average, \$1,320—					
Clerks.....	8 1,180	8 1,180	8 1,180		
Assistant clerks.....	4 1,140	4 1,140	2 1,140		
Telephone operator.....	1 1,140	1 1,140	1 1,140		
Interpreter.....	1 1,500	1 1,500	1 1,500		
Clerk (assistant mail clerk).....	1 1,380	1 1,380	1 1,380		
Salary range, \$600 to \$780; average, \$690—					
Messenger.....			1 600		
Ungraded—					
Stableman.....	1 900	1 900	1 900		
Total average number of employees.....	58	58	52½		
Total salaries and wages, field service.....	91,880.00	91,880.00	83,160.00		
Miscellaneous and temporary labor, \$4 to \$1 per diem.....	10,000.00	10,000.00	9,966.85		
01 Total salaries and wages.....	101,880.00	101,880.00	93,126.85		
Supplies and materials:					
0200 Stationery and office supplies.....	300.00	300.00	281.40		
0230 Fuel.....	2,000.00	2,000.00	1,925.20		
0260 Provisions.....			56.95		
0280 Sundry supplies.....	2,000.00	2,000.00	452.50		
02 Total supplies and materials.....	4,300.00	4,300.00	2,716.05		
Communication service:					
0500 Telegraph service.....	250.00	250.00	212.33		
0510 Telephone service.....	725.00	725.00	624.36		
0520 Other communication service.....	25.00	25.00	10.80		
05 Total communication service.....	1,000.00	1,000.00	847.49		
06 Travel expense.....	3,500.00	3,500.00	3,793.00		
07 Transportation of things (service).....	250.00	250.00	25.88		
08 Printing, binding, photographing, etc.....	400.00	400.00	79.28		
10 Furnishing of heat, light, power, water, and electricity (service).....	2,500.00	2,500.00	2,286.66		
Rents:					
1100 Rent of buildings and structures.....	4,260.00	4,260.00	4,235.00		
1110 Other rents.....			7.50		
11 Total rents.....	4,260.00	4,260.00	4,242.50		
12 Repairs and alterations.....	6,000.00	6,000.00	3,097.47		
13 Special and miscellaneous expenses.....	1,510.00	2,010.00	1,278.78		
Equipment:					
3000 Passenger-carrying vehicles.....	4,000.00		3,063.50		
3010 Furniture, furnishings, and fixtures.....	2,000.00	3,400.00	741.88		
3050 Other equipment.....	2,500.00	4,600.00	168.63		
30 Total equipment.....	8,500.00	8,000.00	3,794.01		
Total.....	134,100.00	134,100.00	115,467.97		

¹ Shortened grade for Indian Service.

Osage Oil and Gas Operations, Osage Nation, Oklahoma (Tribal Funds)—

For necessary expenses in connection with oil and gas production on the Osage Reservation, including salaries of employees, rent of quarters for employees, traveling expenses, printing, telegraphing and telephoning and purchase, repair, and operation of automobiles, [\$58,400] \$69,000, to be paid from the funds held by the United States in trust for the Osage Tribe of Indians in Oklahoma (acts June 30, 1919, vol. 41, p. 21, sec. 17; Mar. 3, 1925, vol. 43, p. 1162).

Estimates of appropriations required for the service of the fiscal year ending June 30, 1927—Continued

General object (title of appropriation), date of acts, references to Statutes at Large, or to Revised Statutes, and estimated amount required for each detailed object				Total amount to be appropriated under each head of appropriation	Amount appropriated for the fiscal year ending June 30, 1926
Osage Oil and Gas Operations, Osage Nation, Oklahoma (Tribal Funds)—Contd.					
	Estimated expenditures, 1927 appropriation	Estimated expenditures, 1926 appropriation	Expended and obligated, 1925		
Field service:					
Salaries and wages—	<i>Average—</i>	<i>Average—</i>	<i>Average—</i>		
Salary range, \$5,200 to \$6,000; average, \$5,600—	No. Salary	No. Salary	No. Salary		
Superintendent.....	1 \$5,200	1 \$5,200	1 \$5,200		
Salary range, \$3,800 to \$5,000; average, \$4,400—					
Clerk.....	1 3,800	1 3,800	1 3,800		
Salary range, \$3,300 to \$3,900; average, \$3,600—					
Oil and gas inspector.....	1 3,500	1 3,500	1 3,500		
Salary range, \$2,700 to \$3,300; average, \$3,000—					
Gas inspector.....	1 2,800	1 2,800	1 2,800		
Salary range, \$2,600 to \$3,000; average, \$2,800—					
Assistant oil and gas inspector.....	1 2,800	1 2,800	1 2,800		
Salary range, \$2,100 to \$2,700; average, \$2,400—					
Clerk (chief oil and gas division).....	1 2,100	1 2,100	1 2,500		
Oil well plugger.....	1 2,100	1 2,100	1 2,100		
Assistant oil and gas well plugger.....					
Salary range, \$1,860 to \$2,400; average, \$2,100—					
Clerk (oil and gas records).....	1 1,860	1 1,860	1 2,100		
Assistant gas inspector.....	1 2,100	1 2,100	1 1,860		
Assistant oil and gas inspector.....	1 2,300	1 2,300	1 2,100		
Gas inspector.....	5 1,860	5 1,860	4 1,860		
Oil gaugers.....	1 2,100	1 2,100	1 2,100		
Draftsman.....					
Salary range, \$1,680 to \$2,040; average, \$1,860—					
Assistant draftsman.....	1 1,680	1 1,680	1 1,680		
Salary range, \$1,320 to \$1,680; average, \$1,500—					
Clerk.....			1 1,480		
Salary range, \$1,140 to \$1,500; average, \$1,320—					
Clerk.....	1 1,440	1 1,440	1 1,440		
Total average number of employees.....	17	17	18 ¹		
Total salaries and wages, field service.....	38,580.00	38,580.00	41,595.26		
Miscellaneous and temporary labor, \$8 to \$2 per diem.....	2,000.00				
01 Total salaries and wages.....	40,580.00	38,580.00	41,595.26		
Supplies and materials:					
0220 Scientific and educational supplies.....			30.00		
0230 Fuel.....	2,000.00	2,000.00	1,927.72		
0280 Sundry supplies.....	1,500.00	300.00	131.45		
02 Total supplies and materials.....	3,500.00	2,300.00	2,089.17		
Communication service:					
0500 Telegraph service.....	200.00	100.00	76.30		
0510 Telephone service.....	800.00	700.00	634.85		
05 Total communication service.....	1,000.00	800.00	711.15		
06 Travel expenses.....	3,500.00	3,000.00	2,800.52		
Printing, binding, photographing, etc.:					
0600 Printing and binding.....	350.00	100.00	110.14		
0630 Photographing and blue prints.....	150.00	50.00	30.65		
06 Total printing, binding, photographing, etc.....	500.00	150.00	140.79		
09 Advertising and publication of notices.....	1,200.00	1,000.00	1,321.88		
10 Furnishing of heat, light, power, water, and electricity (service).....	700.00	700.00	705.88		
11 Rents.....	2,500.00	2,800.00	2,853.00		
12 Repairs and alterations.....	4,000.00	3,000.00	2,931.63		
13 Special and miscellaneous expenses.....	2,020.00	1,070.00	86.72		
Equipment:					
3000 Passenger-carrying vehicles.....	3,000.00		3,441.86		
3010 Furniture, furnishings, and fixtures.....	3,000.00	2,500.00	1,718.10		
3060 Other equipment.....	3,500.00	2,500.00			
30 Total equipment.....	9,500.00	5,000.00	5,159.96		
Total.....	69,000.00	58,400.00	60,395.96		

¹ Shortened grade for Indian Service.**[Erection of Monument, Osage Nation, Oklahoma—]:**

For the erection of a monument, under the supervision of the Secretary of the Interior, on the Osage Indian Reservation in Pawhuska, Oklahoma, as a memorial to Indians of that tribe who gave their lives for their country in the recent war with Germany, \$25,000, payable from the tribal funds of the Osage Indians [act Mar. 3, 1925, vol. 43, p. 1162].

	Estimated expenditures, 1926 appropriation
32 Structures and parts, and nonstructural improvements.....	\$25,000

Estimates of appropriations required for the service of the fiscal year ending June 30, 1927—Continued

General object (title of appropriation), date of acts, references to Statutes at Large, or to Revised Statutes, and estimated amount required for each detailed object				Total amount to be appropriated under each head of appropriation	Amount appropriated for the fiscal year ending June 30, 1926
Expenses of Osage Tribal Council, Oklahoma (Tribal Funds)—					
For expenses incurred in connection with visits to Washington, District of Columbia, by the Osage Tribal Council and other members of said tribe, when duly authorized or approved by the Secretary of the Interior, \$10,000, to be paid from the funds held by the United States in trust for the Osage Tribe (<i>acts Feb. 14, 1920, vol. 41, p. 426, sec. 17; Mar. 3, 1925, vol. 43, p. 1162</i>).					
	Estimated expenditures, 1927 appropriation	Estimated expenditures, 1926 appropriation	Expended and obligated, 1925		
Travel expenses:					
0615 Transportation.....	\$6,000.00	\$6,000.00	\$2,941.38		
0616 Subsistence.....	4,000.00	4,000.00	2,912.00		
06 Total travel expenses.....	10,000.00	10,000.00	5,853.38		
Confederated Bands of Utes, Utah (Tribal Funds)—					
The sum of [\$148,000] \$139,000 is hereby appropriated out of the principal funds to the credit of the Confederated Bands of Ute Indians, the sum of \$74,000 of said amount for the benefit of the Ute Mountain (formerly Navajo Springs) Band of said Indians in Colorado, and the sum of \$35,000 of said amount for the Uintah, White River, and Uncompahgre Bands of Ute Indians in Utah, and the sum of [\$39,000] \$30,000 of said amount for the Southern Ute Indians in Colorado, which sums shall be charged to said bands, and the Secretary of the Interior is also authorized to withdraw from the Treasury the accrued interest to and including June 30, [1924] 1926, on the funds of the said Confederated Bands of Ute Indians appropriated under the Act of March 4, 1913 (Thirty-seventh Statutes at Large, page 934), and to expend or distribute the same for the purpose of promoting civilization and self-support among the said Indians, under such regulations as the Secretary of the Interior may prescribe: <i>Provided</i> , That the Secretary of the Interior shall report to Congress, on the first Monday in December, [1926] 1927, a detailed statement as to all moneys expended as provided for herein: <i>Provided further</i> , That none of the funds in this paragraph shall be expended on road construction unless, wherever practicable, preference shall be given to Indians in the employment of labor on all roads constructed from the sums herein appropriated from the funds of the Confederated Bands of Utes (<i>acts Mar. 4, 1913, vol. 37, p. 934, sec. 1; Mar. 3, 1925, vol. 43, p. 1162</i>).					
	Estimated expenditures, 1927 appropriation	Estimated expenditures, 1926 appropriation	Expended and obligated, 1925		
Field service:					
Salaries and wages—	<i>Average—</i>	<i>Average—</i>	<i>Average—</i>		
Salary range, \$1,860 to \$2,400; average, \$2,100—	No. Salary	No. Salary	No. Salary		
Physician.....	1 \$1,860	1 \$1,860	1 \$1,860		
Salary range, \$1,500 to \$1,860; average, \$1,680—					
Nurse.....	1 1,500	1 1,500	1 1,500		
Salary range, \$1,320 to \$1,680; average, \$1,500—					
Forest guard.....	1 1,320	1 1,320	1 1,320		
Property clerk.....	1 1,320	1 1,320	1 1,320		
Salary range, \$1,200 to \$1,500; average, \$1,350—					
Farmers.....	2 1,200	2 1,200	2 1,200		
Salary range, \$1,140 to \$1,500; average, \$1,320—					
Stockman.....			1 1,260		
Stenographer-clerk.....			1 1,140		
Clerk.....	1 1,140	1 1,140	1 1,140		
Salary range, \$780 to \$1,140; average, \$960—					
Hospital cook.....	1 780	1 780	1 780		
Ungraded—					
Laborers.....	7 909	7 909	8 938		
Total average number of employees.....	15	15	18		
Total salaries and wages, field service.....	16,680.00	16,680.00	20,220.00		
Miscellaneous and temporary labor, \$4 to \$1 per diem.....	18,000.00	20,000.00	29,390.01		
01 Total salaries and wages.....	34,680.00	36,680.00	49,610.01		
Supplies and materials:					
0200 Stationery and office supplies.....	50.00	50.00			
0210 Medical and hospital supplies.....	650.00	600.00	576.70		
0230 Fuel.....	2,000.00	2,000.00	1,738.86		
0240 Wearing apparel and sewing supplies.....	500.00	500.00	370.91		
0250 Forage and other supplies for animals.....	500.00	500.00	177.78		
0260 Provisions.....	3,000.00	3,000.00	1,931.72		
0280 Sundry supplies.....	2,500.00	3,000.00	1,792.45		
02 Total supplies and materials.....	9,200.00	9,650.00	6,578.42		

! Shortened grade for Indian Service.

Estimates of appropriations required for the service of the fiscal year ending June 30, 1927—Continued

General object (title of appropriation), date of acts, references to Statutes at Large, or to Revised Statutes, and estimated amount required for each detailed object

Total amount to be appropriated under each head of appropriation

Amount appropriated for the fiscal year ending June 30, 1926

Confederated Bands of Utes, Utah (Tribal Funds)—Continued.

	Estimated expenditures, 1927 appropriation	Estimated expenditures, 1926 appropriation	Expended and obligated, 1925
Communication service:			
0500 Telegraph service.....	\$50.00	\$50.00	\$5.45
0510 Telephone service.....	400.00	400.00	371.90
05 Total communication service.....	450.00	450.00	377.35
06 Travel expenses.....	300.00	300.00	179.79
07 Transportation of things (service).....	2,000.00	2,000.00	1,105.01
08 Printing, binding, photographing, etc.....			9.47
10 Furnishing of heat, light, power, water, and electricity (service).....	150.00	150.00	135.00
12 Repairs and alterations.....	7,000.00	8,000.00	4,262.47
13 Special and miscellaneous expenses.....	1,220.00	1,270.00	51.26
Equipment:			
3000 Passenger-carrying vehicles.....	1,000.00		793.00
3010 Furniture, furnishings, and fixtures.....	1,000.00	1,500.00	225.98
3040 Livestock.....	500.00	500.00	45.00
3050 Other equipment.....	5,500.00	6,500.00	609.85
30 Total equipment.....	8,000.00	8,500.00	1,673.83
32 Structures and parts and nonstructural improvements to land.....	5,000.00	6,000.00	793.34
Per capita payments to Indians.....	71,000.00	75,000.00	50,915.00
Total.....	139,000.00	148,000.00	115,690.95

Roads and Bridges, Red Lake, Minnesota (Tribal Funds)—

For the construction of roads and bridges on the Red Lake Indian Reservation, including the purchase of material, equipment, and supplies, and the employment of labor, \$9,000, to be paid from the funds held by the United States in trust for the Red Lake Band of Chippewa Indians in the State of Minnesota: *Provided, That Indian labor shall be employed as far as practicable (acts June 30, 1919, vol. 41, p. 15, sec. 8; Mar. 3, 1925, vol. 43, p. 1163).*

	Estimated expenditures, 1927 appropriation	Estimated expenditures, 1926 appropriation	Expended and obligated, 1925
32 Structures and parts and nonstructural improvements to land.....	\$9,000.00	\$9,000.00	\$8,997.83

Roads and Bridges, Mescalero Reservation, N. Mex. (Reimbursable)—

For continuing road and bridge construction and maintenance on the Mescalero Indian Reservation, in New Mexico, including the purchase of material, equipment, and supplies; the employment of labor; and the cost of surveys, plans, and estimates, if necessary, [\$10,000] \$9,000, to be reimbursed from any funds of the Indians of said reservation now or hereafter on deposit in the Treasury of the United States: *Provided, That Indian labor shall be employed as far as practicable (acts June 30, 1919, vol. 41, p. 18, sec. 13; Mar. 3, 1925, vol. 43, p. 1163).*

\$9,000.00

\$10,000.00

	Estimated expenditures, 1927 appropriation	Estimated expenditures, 1926 appropriation	Expended and obligated, 1925
3210 Other structures.....	\$9,000.00	\$9,500.00	\$10,395.48
Reserve.....		500.00	
Outstanding obligations.....			340.00
Total.....	9,000.00	10,000.00	10,735.48

[Maintenance of Highway from Gallup to Shiprock, N. Mex. (Tribal Funds)—]

[The sum of \$20,000, or so much thereof as may be necessary, of the tribal funds of the Navajo Indians is authorized to be withdrawn from the Treasury for expenditure under regulations to be prescribed by the Secretary of the Interior for the maintenance and repair of that portion of the Federal aid highway from Gallup, New Mexico, to Shiprock, New Mexico, across the Navajo Indian Reservation in conformity with the act of June 7, 1924 (Forty-third Statutes at Large, pages 606 and 607): *Provided, That Indian labor shall be employed as far as possible (act Mar. 3, 1925, vol. 43, p. 1163).*]

Estimates of appropriations required for the service of the fiscal year ending June 30, 1927—Continued

General object (title of appropriation), date of acts, references to Statutes at Large, or to Revised Statutes, and estimated amount required for each detailed object				Total amount to be appropriated under each head of appropriation	Amount appropriated for the fiscal year ending June 30, 1926
[Maintenance of Highway from Gallup to Shiprock, N. Mex. (Tribal Funds)]—Continued.					
			Estimated expenditures, 1926 appropriation		
32	Structures and parts and nonstructural improvements to land (road work).....		\$20,000		
Roads and Bridges, Shoshone Reservation, Wyo. (Reimbursable)— For continuing the work of constructing roads and bridges within the diminished Shoshone or Wind River Reservation, in Wyoming, [\$8,000] \$6,000, said sum to be reimbursed from any funds which are now or may hereafter be placed in the Treasury to the credit of said Indians, to remain a charge and lien upon the lands and funds of said Indians until paid (<i>acts June 30, 1919, vol. 41, p. 30, sec. 24; Mar. 3, 1925, vol. 43, p. 1163</i>).....				\$6,000. 00	\$8,000. 00
		Estimated expenditures, 1927 appropriation	Estimated expenditures, 1926 appropriation	Expended and obligated, 1925	
32	Structures and parts and nonstructural improvements to land.....	\$6,000	\$8,000	\$9,500	
Fulfilling Treaties with Senacas of New York— For fulfilling treaties with Senacas of New York: For permanent annuity in lieu of interest on stock (act of February 19, 1831), \$6,000 (<i>acts Feb. 19, 1831, vol. 4, p. 442, sec. 1; Mar. 3, 1925, vol. 43, p. 1163</i>).....				6,000. 00	6,000. 00
		Estimated expenditures, 1927 appropriation	Estimated expenditures, 1926 appropriation	Expended and obligated, 1925	
51	Per capita payment.....	\$6,000. 00	\$6,000. 00	\$5,724. 09	
Fulfilling Treaties with Six Nations of New York— For fulfilling treaties with Six Nations of New York: For permanent annuity, in clothing and other useful articles (article 6, treaty of November 11, 1794), \$4,500 (<i>acts Nov. 11, 1794, vol. 7, p. 46, sec. 1; Mar. 3, 1925, vol. 43, p. 1163</i>).....				4,500. 00	4,500. 00
		Estimated expenditures, 1927 appropriation	Estimated expenditures, 1926 appropriation	Expended and obligated, 1925	
0240	Wearing apparel and sewing supplies.....	\$3,000. 00	\$3,000. 00	\$2,803. 33	
51	Per capita payment.....	1,500. 00	1,500. 00	1,693. 30	
	Total.....	4,500. 00	4,500. 00	4,496. 63	
Fulfilling Treaties with Choctaws, Oklahoma— For fulfilling treaties with Choctaws, Oklahoma: For permanent annuity (article 2, treaty of November 16, 1805, and article 13, treaty of June 22, 1855), \$3,000; for permanent annuity for support of light horsemen (article 13, treaty of October 18, 1820, and article 13, treaty of June 22, 1855), \$600; for permanent annuity for support of blacksmith (article 6, treaty of October 18, 1820, and article 9, treaty of January 20, 1825, and article 13, treaty of June 22, 1855), \$600; for permanent annuity for education (article 2, treaty of January 20, 1825, and article 13, treaty of June 22, 1855), \$6,000; for permanent annuity for iron and steel (article 9, treaty of January 20, 1825, and article 13, treaty of June 22, 1855), \$320; in all, \$10,520 (<i>acts Nov. 16, 1805, vol. 7, p. 98, sec. 2; Oct. 18, 1820, vol. 7, p. 210, sec. 13; Jan. 20, 1825, vol. 7, p. 234, sec. 9; June 22, 1855, vol. 11, p. 614, sec. 13; Mar. 3, 1925, vol. 43, p. 1163</i>).....				10,520. 00	10,520. 00
		Estimated expenditures, 1927 appropriation	Estimated expenditures, 1926 appropriation		
31	Treaty obligations.....	\$10,520	\$10,520		

Estimates of appropriations required for the service of the fiscal year ending June 30, 1927—Continued

General object (title of appropriation), date of acts, references to Statutes at Large, or to Revised Statutes, and estimated amount required for each detailed object				Total amount to be appropriated under each head of appropriation	Amount appropriated for the fiscal year ending June 30, 1926
Fulfilling Treaties with St. Croix Chippewa Indians of Wisconsin— To carry out the provisions of the Chippewa treaty of September 30, 1854 (Tenth Statutes at Large, page 1109), \$10,000, in part settlement of the amount, \$141,000, found due and heretofore approved for the Saint Croix Chippewa Indians of Wisconsin, whose names appear on the final roll prepared by the Secretary of the Interior pursuant to act of August 1, 1914 (Thirty-eighth Statutes at Large, pages 582 to 605), and contained in House Document Numbered 1663, said sum of \$10,000 to be expended in the purchase of land or for the benefit of said Indians by the Commissioner of Indian Affairs: <i>Provided, That, in the discretion of the Commissioner of Indian Affairs, the per capita share of any of said Indians under this appropriation may be paid in cash (acts Feb. 14, 1920, vol. 41, p. 433, sec. 23; Mar. 3, 1925, vol. 43, p. 1164).</i>				\$10,000.00	\$10,000.00
	Estimated expenditures, 1927 appropriation	Estimated expenditures, 1926 appropriation	Expended and obligated, 1925		
51 Per capita payment.....	\$10,000	\$10,000	\$9,000		
Total, Indian Service, annual appropriations.....				11,916,744.00	11,918,270.00
Indefinite appropriations: Interest on Indian Trust Funds— Indefinite appropriations to pay interest on moneys belonging to various tribes of Indians, as provided by various treaty stipulations and acts of Congress				800,000.00	850,000.00
	Estimated expenditures, 1927 appropriation	Estimated expenditures, 1926 appropriation	Expended and obligated, 1925		
Field service:					
Salaries and wages—	Average—	Average—	Average—		
Salary range, \$3,300 to \$3,900; average, \$3,600—	No. 2 Salary \$3,300	No. 2 Salary \$3,300	No. 1 Salary \$3,300		
Superintendent ¹					
Salary range, \$3,000 to \$3,600; average, \$3,300—					
Superintendent			1	3,000	
Salary range, \$2,400 to \$3,000; average, \$2,700—					
Superintendent	1½ 2,400	1½ 2,400	1½ 2,400		
Salary range, \$1,860 to \$2,400; average, \$2,100—					
Day school inspector	1 1,860	1 1,860	1 1,860		
Physician	1 1,860	1 1,860	1 1,860		
Salary range, \$1,680 to \$2,040; average, \$1,860—					
Day school inspector	1 1,680	1 1,680	1 1,680		
Principal	1 1,680	1 1,680	1 1,680		
Salary range, \$1,500 to \$1,860; average, \$1,680—					
Principal	3 1,500	3 1,500	4 1,500		
Nurse	1 1,500	1 1,500	1 1,500		
Salary range, \$1,320 to \$1,680; average, \$1,500—					
Engineer	2 1,320	2 1,320	2 1,320		
Assistant clerk	3 1,320	3 1,320	2 1,320		
Salary range, \$1,200 to \$1,500; average, \$1,350—					
Teacher	17 1,200	17 1,200	22 1,200		
Farmer	2 1,200	2 1,200	2 1,200		
Dairyman	1 1,200	1 1,200	1 1,200		
Industrial teacher	1 1,200	1 1,200	1 1,200		
Kindergartner	1 1,200	1 1,200	1 1,200		
General mechanic	1 1,200	1 1,200	1 1,200		
Salary range, \$1,140 to \$1,500; average, \$1,320—					
Carpenter	1 1,140	1 1,140	1 1,140		
Salary range, \$960 to \$1,260; average, \$1,110—					
Matron	3 960	3 960	4 960		
Salary range, \$900 to \$1,260; average, \$1,080—					
Disciplinarian	1 960	1 960	1 960		
Matron	2 900	2 900	2 900		
Cook	1 900	1 900	1 900		
Forest guard	1 960	1 960			
Assistant disciplinarian	2 900	2 900	2 900		
Salary range, \$900 to \$1,140; average, \$1,020—					
Seamstress	3 900	3 900	3 900		
Salary range, \$780 to \$1,140; average, \$1,080—					
Laundress	3 780	3 780	3 780		
Cook	2 780	2 780	2 780		
Assistant matron	1 780	1 780	1 780		
Salary range, \$600 to \$780; average, \$690—					
Assistant	3 600	3 600	3 600		
Salary range, \$480 to \$600; average, \$540—					
Housekeeper	5 480	5 480	6 480		
Ungraded—					
Laborer	6 850	6 850	7 857		
Physician (contract)	1 720	1 720	1 720		
Total average number of employees.....	73½	73½	80½		
Total salaries and wages, field service.....	81,170.00	81,170.00	88,430.00		
Miscellaneous and temporary labor, \$4 to \$1 per diem	5,000.00	10,000.00	11,848.00		
51 Total salaries and wages.....	86,170.00	91,170.00	100,278.00		
¹ \$1,750 paid from other funds.					

Estimates of appropriations required for the service of the fiscal year ending June 30, 1927—Continued

General object (title of appropriation), date of acts, references to Statutes at Large, or to Revised Statutes, and estimated amount required for each detailed object				Total amount to be appropriated under each head of appropriation	Amount appropriated for the fiscal year ending June 30, 1926
<i>Interest on Indian Trust Funds—Continued.</i>					
	Estimated expenditures, 1927 appropriation	Estimated expenditures, 1926 appropriation	Expended and obligated, 1925		
Supplies and materials:					
0210 Medical and hospital supplies.....	\$300.00	\$300.00	\$287.62		
0220 Scientific and educational supplies.....	1,200.00	1,000.00	1,527.87		
0230 Fuel.....	10,000.00	10,000.00	10,544.01		
0240 Wearing apparel and sewing supplies.....	12,000.00	12,000.00	10,572.93		
0250 Forage and other supplies for animals.....	3,500.00	3,500.00	3,341.09		
0260 Provisions.....	14,000.00	15,000.00	12,713.79		
0280 Sundry supplies.....	3,500.00	2,700.00	3,239.55		
02 Total supplies and materials.....	44,500.00	44,500.00	42,226.86		
05 Communication service.....	250.00	250.00	213.10		
06 Travel expenses.....	300.00	300.00	276.19		
07 Transportation of things (service).....	3,500.00	3,500.00	3,240.26		
10 Furnishing of heat, light, power, water, and electricity (service).....	2,500.00	2,500.00	2,543.98		
12 Repairs and alterations.....	9,000.00	8,500.00	8,669.35		
13 Special and miscellaneous expenses.....	680.00	680.00	227.82		
22 Grants, subsidies, and contributions (tuition).....	78,000.00	75,000.00	76,362.82		
Equipment:					
3010 Furniture, furnishings, and fixtures.....	3,000.00	3,000.00	2,869.27		
3020 Educational, scientific, and recreational equipment.....	250.00	500.00	63.92		
3040 Livestock.....	250.00	500.00	215.00		
3050 Other equipment.....	3,000.00	3,500.00	2,747.60		
30 Total equipment.....	6,500.00	7,500.00	5,895.79		
32 Structures and parts and nonstructural improvements to land.....			1,685.08		
52 Payments to Indians of trust funds.....	460,000.00	516,000.00	517,216.53		
Amounts carried in specific items.....	108,600.00	100,100.00	99,655.42		
Total.....	800,000.00	850,000.00	858,491.20		
<i>Miscellaneous Indefinite Appropriations—</i>					
Civilization of the Sioux (<i>act Mar. 2, 1889, vol. 25, p. 895</i>).....				\$185,000.00	\$200,000.00
	Estimated expenditures, 1927 appropriation	Estimated expenditures, 1926 appropriation	Expended and obligated, 1925		
5110 Payments of amounts fixed in treaties with Indians.....	\$185,000.00	\$200,000.00	\$183,313.92		
<i>Miscellaneous Trust Funds of Indian Tribes—</i>					
Indefinite appropriations to pay principal of moneys belonging to various tribes of Indians as provided by treaty stipulations and acts of Congress.....				17,211,900.00	1,500,000.00
	Estimated expenditures, 1927 appropriation	Estimated expenditures, 1926 appropriation	Expended and obligated, 1925		
Field service:					
Salaries and wages—					
Salary range, \$2,700 to \$3,300; average, \$3,000—	Average—	Average—	Average—		
Superintendent.....	No. 1 Salary \$2,700	No. 1 Salary \$2,700	No. 1 Salary \$2,700		
Salary range, \$2,400 to \$3,000; average, \$2,700—					
Sales manager.....	1 2,400	1 2,400	1 2,400		
Mill superintendent.....	1 2,400	1 2,400	1 2,400		
Superintendent of logging.....	1 2,800	1 2,800	1 2,800		
Salary range, \$2,100 to \$2,700; average, \$2,400—					
Forest assistant.....	1 1,860	1 1,860	1 1,860		
Physician.....	1 1,100	1 2,100	1 2,100		
Salary range, \$1,860 to \$2,400; average, \$2,100—					
Yard foreman.....	1 1,860	1 1,860	1 1,860		
Superintendent.....	2 1,860	2 1,860	2 1,860		
Salary range, \$1,680 to \$2,040; average, \$1,860—					
Cost keeper.....	1 1,680	1 1,680	1 1,680		
Planing mill foreman.....	1 1,680	1 1,680	1 1,680		
Salary range, \$1,500 to \$1,860; average, \$1,680—					
Nurse.....	1½ 1,500	1½ 1,500	1½ 1,500		
Assistant sales manager.....	1 1,500	1 1,500	1 1,500		
Principal teacher.....	1½ 1,500	1½ 1,500	1½ 1,500		
Salary range, \$1,320 to \$1,680; average, \$1,500—					
Warehouse clerk.....	1 1,320	1 1,320	1 1,320		
Financial clerk.....	1 1,320	1 1,320	1 1,320		
Clerk.....	3 1,340	3 1,340	3 1,340		
Engineer.....	2 1,320	2 1,320	2 1,320		

Estimates of appropriations required for the service of the fiscal year ending June 30, 1927—Continued

General object (title of appropriation), date of acts, references to Statutes at Large, or to Revised Statutes, and estimated amount required for each detailed object					Total amount to be appropriated under each head of appropriation	Amount appropriated for the fiscal year ending June 30, 1926
<i>Miscellaneous Trust Funds of Indian Tribes—Continued.</i>						
		Estimated expenditures, 1927 appropriation	Estimated expenditures, 1928 appropriation	Expended and obligated, 1925		
Field service—Continued.						
Salaries and wages—Continued.						
Salary range, \$1,200 to \$1,500; average, \$1,350—		<i>Average—</i>	<i>Average—</i>	<i>Average—</i>		
	No.	Salary	No.	Salary	No.	Salary
Farmer.....	1	\$1,200	1	\$1,200	1	\$1,200
Teacher.....	2	1,200	2	1,200	2	1,200
Manual training teacher.....	1	1,200	1	1,200	1	1,200
Intermediate teacher.....	1½	1,200	1½	1,200	1½	1,200
Primary teacher.....	2½	1,200	2½	1,200	2½	1,200
Music teacher.....	½	1,200	½	1,200	½	1,200
Domestic science teacher.....	½	1,200	½	1,200	½	1,200
Nurse.....	½	1,200	½	1,200	½	1,200
Diaryman.....	1	1,200	1	1,200	1	1,200
Salary range, \$1,140 to \$1,500; average, \$1,320—						
Stenographer.....	1	1,140	1	1,140	1	1,140
Forest guard.....	1	1,140	1	1,140	1	1,140
Salary range, \$960 to \$1,260; average, \$1,110—						
Matrons.....	3	960	3	960	3	960
Salary range, \$900 to \$1,260; average, \$1,080—						
Matron.....	1	900	1	900	1	900
Cooks.....	2	900	2	900	2	900
Salary range, \$900 to \$1,140; average, \$1,020—						
Seamstress.....	2½	900	2½	900	2½	900
Salary range, \$780 to \$1,140; average, \$960—						
Laundress.....	1½	780	1½	780	1½	780
Assistant matron.....	1½	810	1½	810	1½	
Cook.....	1	840	1	840	1	840
Salary range, \$600 to \$780; average, \$690—						
Assistants.....	2	600	2	600	2	600
Salary range, \$480 to \$600; average, \$540—						
Housekeepers.....	2	480	2	480	2	480
Ungraded—						
Laborers.....	3	860	3	860	2	990
Physician (contract).....	1½	480	1½	480	1½	780
Total average number of employees.....	57½		57½		52½	
Total salaries and wages, field service.....		71,815.00		71,815.00		67,165.00
Miscellaneous and temporary labor, \$4 to \$1 per diem.....		60,000.00		60,000.00		93,497.75
01 Total salaries and wages.....		131,815.00		131,815.00		160,662.75
Supplies and materials:						
0200 Stationery and office supplies.....		450.00		500.00		453.77
0210 Medical and hospital supplies.....		500.00		500.00		533.19
0220 Scientific and educational supplies.....		1,000.00		1,500.00		1,493.18
0230 Fuel.....		13,000.00		13,000.00		13,365.94
0240 Wearing apparel and sewing supplies.....		14,000.00		15,000.00		14,988.25
0250 Forage and other supplies for animals.....		12,000.00		13,500.00		12,712.36
0260 Provisions.....		30,000.00		30,000.00		32,725.58
0280 Sundry supplies.....		4,050.00		5,000.00		8,180.41
02 Total supplies and materials.....		75,000.00		79,000.00		84,452.68
Communication service:						
0500 Telegraph service.....						23.30
0510 Telephone service.....						76.20
05 Total communication service.....						99.50
06 Travel expenses.....		2,000.00		2,000.00		1,559.09
07 Transportation of things (service).....		14,000.00		15,000.00		13,208.95
08 Printing, binding, photographing, etc.....						111.59
09 Advertising and publication of notices.....		400.00		400.00		419.75
12 Repairs and alterations.....		20,000.00		20,000.00		25,021.77
13 Special and miscellaneous expenses.....		4,485.00		6,495.00		28,720.97
Equipment:						
3000 Passenger-carrying vehicles.....						356.87
3010 Furniture, furnishings, and fixtures.....		5,000.00		5,000.00		4,440.31
3020 Educational, scientific, and recreational equipment.....		500.00				299.11
3040 Live stock.....		1,000.00				594.70
3050 Other equipment.....		15,500.00		15,000.00		16,677.08
30 Total equipment.....		22,000.00		20,000.00		22,368.07
32 Structures and parts and nonstructural improvements to land.....				20,000.00		25,381.63
52 Payments to Indians of trust funds.....		15,711,900.00		320,000.00		592,454.50
Amounts carried in specific items.....		1,230,300.00		885,290.00		757,119.75
Total.....		17,211,900.00		1,500,000.00		954,461.25

¹ Shortened grade for Indian Service.

Estimates of appropriations required for the service of the fiscal year ending June 30, 1927—Continued

General object (title of appropriation), date of acts, references to Statutes at Large, or to Revised Statutes, and estimated amount required for each detailed object	Total amount to be appropriated under each head of appropriation	Amount appropriated for the fiscal year ending June 30, 1926
Indian Moneys, Proceeds of Labor— The proceeds of all pasturage and sales of timber, coal, or other products of any Indian reservation, except those of the Five Civilized Tribes, and not the result of the labor of any member of such tribe, shall be covered into the Treasury for the benefit of such tribe under such regulations as the Secretary of the Interior shall prescribe. The Secretary of the Interior is hereby authorized to use the money which has been or may hereafter be covered into the Treasury under the provisions of the act approved Mar. 3, 1883, * * * for the benefit of the several tribes on whose account said money was covered in, in such way and for such purposes as in his discretion he may think best (<i>acts Mar. 3, 1883, vol. 22, p. 590, sec. 2; Mar. 2, 1887, vol. 24, p. 463</i>)	\$1, 500, 000. 00	\$19, 000, 000. 00

* Shortened grade for Indian Service.

Estimates of appropriations required for the service of the fiscal year ending June 30, 1927—Continued

General object (title of appropriation), date of acts, references to Statutes at Large, or to Revised Statutes, and estimated amount required for each detailed object				Total amount to be appropriated under each head of appropriation	Amount appropriated for the fiscal year ending June 30, 1926
<i>Indian Moneys, Proceeds of Labor—Continued.</i>					
	Estimated expenditures, 1927 appropriation	Estimated expenditures, 1926 appropriation	Expended and obligated, 1925		
Communication service:					
0500 Telegraph service.....	\$100.00	\$100.00	\$118.20		
0510 Telephone service.....	2,500.00	3,000.00	3,404.42		
0520 Other communication service.....	100.00	100.00	86.45		
05 Total communication service.....	2,700.00	3,200.00	3,609.07		
06 Travel expenses.....	7,000.00	8,000.00	11,304.39		
07 Transportation of things (service).....	9,000.00	10,000.00	9,809.37		
Printing, binding, photographing, etc.:					
0800 Printing and binding.....			2,750.81		
0830 Photographing and making photographic prints.....			802.62		
08 Total printing, binding, photographing, etc.....			3,553.43		
09 Advertising and publication of notices.....	3,000.00	3,000.00	3,816.41		
10 Furnishing of heat, light, power, water, and electricity (service).....	6,500.00	6,800.00	6,846.13		
Rents:					
1100 Rent of buildings and structures.....	3,000.00	3,000.00	3,332.24		
1110 Other rents.....	2,000.00	3,300.00	3,393.43		
11 Total rents.....	5,000.00	6,300.00	6,725.67		
12 Repairs and alterations.....	50,000.00	50,000.00	61,355.30		
13 Special and miscellaneous expenses.....	17,455.00	250,000.00	397,160.21		
Grants, subsidies, and contributions:					
2240 Tuition.....	80,000.00	80,000.00	86,566.53		
2250 Burial expenses.....	400.00	500.00	185.00		
22 Total grants, subsidies, and contributions.....	80,400.00	80,500.00	86,751.53		
Equipment:					
3000 Passenger-carrying vehicles.....	4,000.00	5,000.00	11,960.96		
3010 Furniture, furnishings, and fixtures.....	10,000.00	12,000.00	13,498.98		
3020 Educational, scientific, and recreational equipment.....	500.00	2,500.00	2,195.54		
3040 Livestock.....	15,000.00	18,000.00	16,650.72		
3050 Other equipment.....	10,000.00	18,000.00	17,635.88		
30 Total equipment.....	39,500.00	55,500.00	61,942.08		
32 Structures and parts and nonstructural improvements to land.....		15,000.00	16,964.90		
52 Payments to Indians of trust funds.....		16,997,035.00	21,439,335.10		
Amounts carried in specific items.....	1,000,000.00	1,168,420.00	1,041,309.64		
Total.....	1,500,000.00	19,000,000.00	23,577,687.14		
Total permanent and indefinite appropriations, including trust funds.....				\$19,696,900.00	\$21,550,000.00
Total under Indian Office.....				31,613,644.00	33,468,270.00
BUREAU OF PENSIONS					
<i>Army and Navy Pensions—</i>					
Army and Navy pensions, as follows: For invalids, widows, minor children, and dependent relatives, Army nurses, and all other pensioners who are now borne on the rolls, or who may hereafter be placed thereon, under the provisions of any and all acts of Congress, [\$197,000,000] \$192,000,000: Provided, That the appropriation aforesaid for Navy pensions shall be paid from the income of the Navy pension fund, so far as the same shall be sufficient for that purpose: Provided further, That the amount expended under each of the above items shall be accounted for separately (act Mar. 3, 1925, vol. 43, p. 1164)				192,000,000.00	197,000,000.00
	Estimated expenditures, 1927 appropriation	Estimated expenditures, 1926 appropriation	Expended and obligated, 1925		
Pensions:					
2101 Army pensions.....	\$184,700,000.00	\$200,000,000.00	\$209,177,657.29		
2102 Navy and Marine Corps pensions.....	7,300,000.00	8,000,000.00	7,972,954.71		
21 Total pensions.....	192,000,000.00	208,000,000.00	217,150,612.00		

Estimates of appropriations required for the service of the fiscal year ending June 30, 1927—Continued

General object (title of appropriation), date of acts, references to Statutes at Large, or to Revised Statutes, and estimated amount required for each detailed object				Total amount to be appropriated under each head of appropriation		Amount appropriated for the fiscal year ending June 30, 1926	
Salaries, Pension Office— For the Commissioner of Pensions and other personal services in the District of Columbia, in accordance with the classification act of 1923 (<i>R. S.</i> , p. 79, sec. 470; act Mar. 3, 1925, vol. 43, p. 1164)				\$1, 335, 000. 00		\$1, 400, 000. 00	
	Estimated expenditures, 1927 appropriation		Estimated expenditures, 1926 appropriation		Expended and obligated, 1925		
Departmental service:							
Salaries—							
Clerical, administrative, and fiscal service—							
Grade 13, \$6,000 to \$7,500; average, \$6,750—							
Executive officer (commissioner)							
Grade 12, \$5,200 to \$6,000; average, \$5,600—							
Senior administrative officer (deputy commissioner)							
Grade 10, \$3,300 to \$3,900; average, \$3,600—							
Junior administrative officers (chief clerk, chief board of review, disbursing clerk)							
Grade 9, \$3,000 to \$3,600; average, \$3,300—							
Senior administrative assistants (assistant chief clerk and coordinator, assistant chief board of review, chief of division, deputy disbursing clerk)							
Grade 8, \$2,700 to \$3,300; average, \$3,000—							
Administrative assistants (assistant chiefs of division, chiefs of section board of review)							
Grade 7, \$2,400 to \$3,000; average, \$2,700—							
Junior administrative assistants (chiefs of section, reviewers)							
Assistant investigators (inspector)							
Grade 6, \$2,100 to \$2,700; average, \$2,400—							
Principal clerks							
Principal investigating assistants (inspectors)							
Grade 5, \$1,800 to \$2,400; average, \$2,111.42—							
Senior clerks							
Senior clerk-stenographers							
Senior investigating assistants (inspectors)							
Grade 4, \$1,680 to \$2,040; average, \$1,860—							
Clerks							
Clerk-stenographers							
Grade 3, \$1,500 to \$1,860; average, \$1,680—							
Assistant clerks							
Senior stenographers							
Assistant clerk-stenographers							
Grade 2, \$1,320 to \$1,680; average, \$1,500—							
Junior clerks							
Junior stenographers							
Senior typists							
Junior clerk-typists							
Junior operators, office devices							
Grade 1, \$1,140 to \$1,500; average, \$1,320—							
Underclerks							
Junior typists							
Underoperators, office devices							
Professional and scientific service—							
Grade 4, \$3,800 to \$5,000; average, \$4,400—							
Medical officer							
Attorney							
Grade 3, \$3,000 to \$3,600; average, \$3,300—							
Associate medical officers							
Associate attorneys							
Grade 2, \$2,400 to \$3,000; average, \$2,700—							
Assistant medical officers							
Assistant attorneys							
Subprofessional service—							
Grade 6, \$1,860 to \$2,400; average, \$2,111.42—							
Senior library assistant							
Custodial service—							
Grade 6, \$1,500 to \$1,860; average, \$1,680—							
Mechanics							
Grade 3, \$1,020 to \$1,260; average, \$1,140—							
Messengers							
Grade 2, \$900 to \$1,140; average, \$1,020—							
Junior laborers							
Total average number of employees							
Total salaries, departmental service							
The difference between 1927 and 1926 is due to—							
Decrease in force							
Increase in salaries							
Net decrease							

Estimates of appropriations required for the service of the fiscal year ending June 30, 1927—Continued

General object (title of appropriation), date of acts, references to Statutes at Large, or to Revised Statutes, and estimated amount required for each detailed object	Total amount to be appropriated under each head of appropriation	Amount appropriated for the fiscal year ending June 30, 1926
--	--	--

Investigation of Pension Cases, Pension Office—

For per diem in lieu of subsistence, pursuant to section 13 of the sundry civil appropriation act approved August 1, 1914, for persons employed in the Bureau of Pensions, detailed for the purpose of making special investigations pertaining to said bureau, and for actual and other necessary expenses, including telegrams (*R. S.*, p. 79, sec. 474; p. 931, sec. 4744; acts July 25, 1882, vol. 22, p. 175; Mar. 3, 1925, vol. 43, p. 1164)-----

\$95,000.00

\$100,000.00

	Estimated expenditures, 1927 appropriation	Estimated expenditures, 1926 appropriation	Expended and obligated, 1926
01 Personal services (fees)-----	\$150.00	\$150.00	\$174.41
Supplies and materials:			
0200 Stationery and office supplies-----	25.00	25.00	24.80
0220 Scientific and educational supplies (books of reference)-----	250.00	250.00	253.25
02 Total supplies and materials-----	275.00	275.00	278.05
Communication service:			
0500 Telegraph service-----	15.00	15.00	13.78
0510 Telephone service-----	155.00	155.00	164.85
0520 Other communication service-----	5.00	5.00	2.45
05 Total communication service-----	175.00	175.00	181.08
Travel expenses:			
0600 Commercial transportation, not specified (combined rail, water, and aerial vehicles fare; not local)-----	21,620.00	22,000.00	26,258.31
0604 Long-distance stage, carriage, or motor vehicles fare and hire-----	10,000.00	10,000.00	10,808.97
0610 Local transportation (street car, taxi, hack, etc.)-----	500.00	500.00	527.25
0630 Per diem in lieu of subsistence and support while in travel status-----	61,000.00	61,620.00	69,500.00
0640 Furnishing of food and lodging while in travel status-----	100.00	100.00	120.83
0660 Subsistence and care of animals and care of vehicles while in travel status-----	100.00	100.00	109.50
0690 Special and miscellaneous expenses incident to travel, not specified-----	250.00	250.00	284.40
0696 Gasoline and oil (in personally owned motor vehicle incident to travel)-----	500.00	500.00	588.40
0697 Guides (hire of)-----	10.00	10.00	11.00
06 Total travel expenses-----	94,080.00	95,080.00	108,228.66
07 Transportation of things (service)-----	5.00	5.00	5.72
Printing and binding, etc.:			
0820 Stenographic work (job)-----	25.00	25.00	30.00
0830 Photographing (job work)-----	5.00	5.00	6.96
08 Total printing and binding, etc-----	30.00	30.00	36.96
09 Advertising and publication of notices (service)-----	10.00	10.00	7.00
12 Repairs and alterations-----	75.00	75.00	69.85
13 Special and miscellaneous current expenses-----	200.00	200.00	240.50
30 Equipment-----			81.00
Reserve-----		4,000.00	
Total-----	95,000.00	100,000.00	109,303.23

Miscellaneous Expenses, Pension Office—

For purchase, repair, and exchange of adding machines, addressing machines, typewriters, check-signing machines, and other labor-saving devices, furniture, filing cabinets, and postage on foreign mail, law and medical books, books of reference, and periodicals (acts Mar. 6, 1913, vol. 37, p. 736; Mar. 3, 1925, vol. 43, p. 1164)-----

15,000.00

15,000.00

	Estimated expenditures, 1927 appropriation	Estimated expenditures, 1926 appropriation	Expended and obligated, 1926
02 Supplies and materials-----	\$525.00	\$1,200.00	\$315.00
05 Communication service-----	200.00	200.00	115.00
07 Transportation of things (service)-----	100.00	25.00	2.71
12 Repairs and alterations-----	1,200.00	1,200.00	807.54
Equipment:			
3010 Furniture, furnishings, and fixtures-----	12,675.00	11,675.00	7,458.62
3020 Educational, scientific, and recreational equipment-----	300.00	300.00	260.48
30 Total equipment-----	12,975.00	11,875.00	7,719.10
Reserve-----		500.00	
Total-----	15,000.00	15,000.00	8,959.35

Estimates of appropriations required for the service of the fiscal year ending June 30, 1927—Continued

General object (title of appropriation), date of acts, references to Statutes at Large, or to Revised Statutes, and estimated amount required for each detailed object				Total amount to be appropriated under each head of appropriation	Amount appropriated for the fiscal year ending June 30, 1926
Fees of Examining Surgeons, Pensions— For fees and [expenses] mileage of examining surgeons, pensions, for services rendered within the fiscal year [1926] 1927, and prior fiscal years (R. S., p. 935, sec. 4774; p. 935, sec. 4775; p. 936, sec. 4777; acts July 25, 1882, vol. 22, p. 174, sec. 1; May 23, 1903, vol. 35, p. 419, sec. 1; Mar. 3, 1917, vol. 39, p. 1132, sec. 1; Sept. 22, 1922, vol. 42, p. 1030, sec. 1; Mar. 3, 1925, vol. 43, p. 1164)				\$450,000.00	\$500,000.00
	Estimated expenditures, 1927 appropriation	Estimated expenditures, 1926 appropriation	Expended and obligated, 1925		
01 Personal services (fees).....	\$430,000	\$477,500	\$515,700		
06 Travel expenses.....	20,000	22,500	24,300		
Total.....	450,000	500,000	540,000		
Salaries and Expenses, Employees' Retirement Act, Bureau of Pensions— To enable the Bureau of Pensions to perform the duties imposed upon it by the act entitled "An act for the retirement of employees in the classified civil service, and for other purposes," approved May 22, 1920, including personal services, purchase of books, office equipment, stationery, and other supplies, traveling expenses, expenses of medical and other examinations, and including not to exceed [\$3,000] \$2,200 for compensation of [two actuaries, exclusive of the Government actuary] one actuary to be fixed by the Commissioner of Pensions with the approval of the Secretary of the Interior, and actual necessary travel and other expenses of three members of the Board of Actuaries (acts May 22, 1920, vol. 41, p. 620, sec. 15; June 5, 1920, vol. 41, p. 910; June 5, 1920, vol. 41, p. 1030; Mar. 3, 1925, vol. 43, p. 1164)				76,000.00	80,000.00
	Estimated expenditures, 1927 appropriation	Estimated expenditures, 1926 appropriation	Expended and obligated, 1925		
Departmental service: Salaries— Clerical, administrative, and fiscal service— Grade 10, \$3,300 to \$3,900; average, \$3,600— Junior administrative officer (chief retirement division)..... Grade 9, \$3,000 to \$3,600; average, \$3,300— Senior administrative assistant (chief retirement division)..... Grade 8, \$2,700 to \$3,300; average, \$3,000— Administrative assistant (assistant chief of division)..... Grade 7, \$2,400 to \$3,000; average, \$2,700— Junior administrative assistants (chiefs of section)..... Grade 6, \$2,100 to \$2,700; average, \$2,400— Principal clerks..... Grade 5, \$1,880 to \$2,400; average, \$2,111.42— Senior clerks..... Grade 4, \$1,680 to \$2,040; average, \$1,860— Clerks..... Clerk-stenographer..... Grade 3, \$1,500 to \$1,860; average, \$1,680— Assistant clerks..... Senior stenographers..... Grade 2, \$1,320 to \$1,680; average, \$1,500— Junior clerks..... Junior stenographer..... Junior clerk-stenographer..... Professional and scientific service— Grade 3, \$3,000 to \$3,600; average, \$3,300— Associate medical officer..... Associate attorney..... Grade 2, \$2,400 to \$3,000; average, \$2,700— Assistant medical officers..... Custodial service— Grade 3, \$1,020 to \$1,260; average, \$1,140— Messenger..... Total average number of employees..... Total salaries, departmental service.....					
	Average— No. Salary	Average— No. Salary	Average— No. Salary		
	1 \$3,300	1 \$3,300	1 \$3,300		
			1 3,000		
	1 2,700	1 2,700	1 2,700		
	2 2,400	2 2,400	2 2,400		
	4 2,175	4 2,175	2 2,104		
	4 1,925	4 1,925	4 2,027		
	3 1,880	3 1,880	3 1,911		
	1 1,980	1 1,980	1 1,980		
	5 1,764	5 1,764	6 1,714		
	2 1,710	2 1,710	1 1,684		
	4 1,470	4 1,470	4 1,442		
	1 1,380	1 1,380	1 1,680		
			1 1,402		
	1 3,000	1 3,000	1 3,000		
	1 3,000	1 3,000	1 3,000		
	2 2,400	2 2,400	1 2,400		
	1 1,200	1 1,200	1 1,145		
	33 66,320.00	33 66,320.00	32 64,740.50		
0130 Fees (medical examinations).....	3,800.00	3,500.00	3,118.00		
0150 Fees (actuaries).....	2,100.00	2,800.00	2,800.00		
01 Total personal services.....	72,220.00	72,620.00	70,656.50		
Supplies and materials: 0201 Stationery..... 0202 Sundry office supplies..... 0220 Scientific and educational supplies.....					
	500.00	800.00	314.28		
	200.00	250.00	108.81		
	100.00	100.00	78.75		
02 Total supplies and materials.....	800.00	1,150.00	501.84		

Estimates of appropriations required for the service of the fiscal year ending June 30, 1927—Continued

General object (title of appropriation), date of acts, references to Statutes at Large, or to Revised Statutes, and estimated amount required for each detailed object				Total amount to be appropriated under each head of appropriation	Amount appropriated for the fiscal year ending June 30, 1926
Salaries and Expenses, Employees' Retirement Act, Bureau of Pensions—Contd.					
		Estimated expenditures, 1927 appropriation	Estimated expenditures, 1926 appropriation	Expended and obligated, 1925	
Communication service:					
0510 Telephone service.....		\$20.00	\$20.00	\$6.65	
0520 Other communication service.....				.06	
05 Total communication service.....		20.00	20.00	6.71	
Travel expense:					
0600 Commercial transportation, not specified (combined rail, water, and aerial vehicles fares; not local).....		700.00	750.00	482.69	
0610 Local transportation (street car, taxi, hack, etc.).....		300.00	450.00	224.21	
0620 Mileage allowances.....		400.00	660.00	399.87	
0630 Per diem in lieu of subsistence and support while in travel status.....		1,200.00	1,600.00	1,436.00	
0640 Furnishing of food and lodging while in travel status.....		100.00	100.00	51.04	
0650 Sleeping-car, chair-car.....		50.00	50.00	20.28	
0660 Subsistence and care of animals and storage and care of vehicles while in travel status.....				1.25	
0690 Special and miscellaneous expenses incident to travel, not specified.....		10.00	10.00	7.30	
06 Total travel expenses.....		2,760.00	3,610.00	2,622.82	
30 Equipment.....		200.00	600.00	173.45	
Reserve.....			2,000.00		
Total.....		76,000.00	80,000.00	73,961.12	
Civil Service Retirement and Disability Fund—					
Sec. 8. That beginning on the first day of the third month next following the passage of this act and monthly thereafter there shall be deducted and withheld from the basic salary, pay, or compensation of each employee to whom this act applies a sum equal to 2½ per centum of such employee's basic salary, pay, or compensation. The Secretary of the Treasury shall cause the said deductions to be withheld from all specific appropriations for the particular salaries or compensation from which the deductions are made and from all allotments out of lump-sum appropriations for payments of such salaries or compensation for each fiscal year, and said sums shall be transferred on the books of the Treasury Department to the credit of a special fund to be known as "the civil service retirement and disability fund," and said fund is hereby appropriated for the payment of annuities, refunds, and allowances as provided in this act * * * (act May 22, 1920, vol. 41, p. 618, sec. 8).					
		Estimated expenditures, 1927 appropriation	Estimated expenditures, 1926 appropriation	Expended and obligated, 1925	
2120 Annuities, civil service retirement and disability fund.....		\$7,940,000.00	\$7,050,000.00	\$6,239,146.45	
5325 Refunds, civil service retirement and disability fund.....		3,637,500.00	3,330,000.00	2,713,452.16	
Total.....		11,477,500.00	10,380,000.00	8,952,598.61	
Total under Bureau of Pensions.....				\$193,971,000.00	\$199,095,000.00
BUREAU OF RECLAMATION					
Reclamation Fund, Special Fund—					
The following sums are appropriated out of the special fund in the Treasury of the United States, created by the act of June 17, 1902, and therein designated "the reclamation fund," to be available immediately:					
For all expenditures authorized by the act of June 17, 1902 (Thirty-second Statutes, page 388), and acts amendatory thereof or supplementary thereto, known as the reclamation law, and all other acts under which expenditures from said fund are authorized, including not to exceed \$150,000 for personal services in the District of Columbia [and elsewhere]; examination of estimates for appropriations in the field; refunds of overcollections of water-right charges, rentals, and deposits for other purposes; printing and binding not exceeding \$25,000; \$30,000; purchase of rubber boots for official use by employees; employment of men with teams, automobiles, or other facilities; purchase, maintenance, and operation of horse-drawn [or] and					

Estimates of appropriations required for the service of the fiscal year ending June 30, 1927—Continued

General object (title of appropriation), date of acts, references to Statutes at Large, or to Revised Statutes, and estimated amount required for each detailed object	Total amount to be appropriated under each head of appropriation	Amount appropriated for the fiscal year ending June 30, 1926
Reclamation Fund, Special Fund—Continued.		
motor-propelled passenger-carrying vehicles; payment of damages caused to the owners of lands or private property of any kind by reason of the operations of the United States, its officers or employees, in the survey, construction, operation, or maintenance of irrigation works, and which may be compromised by agreement between the claimant and the Secretary of the Interior, or such officers as he may designate; and payment for official telephone service in the field hereafter incurred in case of official telephones installed in private houses when authorized under regulations established by the Secretary of the Interior [<i>Provided</i> , That no part of said appropriations may be used for maintenance of headquarters for the Bureau of Reclamation outside the District of Columbia except for the office of the chief engineer] (acts June 17, 1902, vol. 32, p. 388, secs. 1-10; Apr. 21, 1904, vol. 33, pp. 224, 225, secs. 25, 26; Apr. 27, 1904, vol. 33, p. 360, sec. 5; Feb. 25, 1905, vol. 33, p. 814, sec. 1; Mar. 3, 1905, vol. 33, p. 1032, sec. 1; Mar. 6, 1906, vol. 34, p. 53, secs. 1-8; Mar. 22, 1906, vol. 34, p. 82, sec. 12; Apr. 16, 1906, vol. 34, p. 116, secs. 1-5; June 27, 1906, vol. 34, p. 519, secs. 1-5; June 30, 1906, vol. 34, p. 663, sec. 1; Mar. 1, 1907, vol. 34, p. 1022, sec. 1; Apr. 30, 1908, vol. 35, p. 85, sec. 1; May 27, 1908, vol. 35, p. 350, sec. 1; May 29, 1908, vol. 35, p. 444, sec. 1; June 25, 1910, vol. 36, pp. 835, 836, secs. 1-6; Feb. 2, 1911, vol. 36, p. 895, secs. 1-3; Feb. 21, 1911, vol. 36, p. 925, secs. 1-3; Feb. 24, 1911, vol. 36, p. 930, sec. 1; Aug. 24, 1912, vol. 37, p. 643, sec. 1; Aug. 1, 1914, vol. 38, p. 697, sec. 16; Aug. 1, 1914, vol. 38, p. 604, sec. 22; Aug. 13, 1914, vol. 38, pp. 686-690, secs. 1-16; Mar. 3, 1915, vol. 38, pp. 859-861, sec. 1; July 1, 1916, vol. 39, pp. 303-306, sec. 1; Aug. 11, 1916, vol. 39, pp. 506-509, secs. 1-8; June 12, 1917, vol. 40, pp. 147-149; July 1, 1918, vol. 40, pp. 674-676, sec. 1; July 19, 1919, vol. 41, pp. 200-202, sec. 1; June 5, 1920, vol. 41, pp. 913-916, sec. 1; Mar. 4, 1921, vol. 41, pp. 1402-1404, sec. 1; Jan. 24, 1923, vol. 42, pp. 1205-1208, sec. 1; June 5, 1924, vol. 43, pp. 415-419; Dec. 5, 1924, vol. 43, pp. 684-685; pp. 701-704, sec. 4; Dec. 6, 1924, vol. 43, p. 708; Jan. 20, 1925, vol. 43, p. 755; Mar. 3, 1925, vol. 43, pp. 1165-1172; Mar. 4, 1925, vol. 43, pp. 1330-1331).		
Salt River project, Arizona: For examination of project and project accounts	\$3,000.00	\$5,000.00
Yuma project, Arizona-California: For operation and maintenance, continuation of construction, and incidental operations, \$400,000 [\$432,000: <i>Provided</i> , That the unexpended balance of the \$250,000 authorized in the act of June 5, 1924, for the construction of a hydro-electric power plant at the siphon drop on the main canal is reappropriated for the fiscal year 1926 and made available for the same purpose and under the same conditions as provided in said act]	400,000.00	432,000.00
Orland project, California: For operation and maintenance, continuation of construction, and incidental operations	635,000.00	34,000.00
Grand Valley project, Colorado, including Orchard Mesa division: For operation and maintenance, continuation of construction, and incidental operations, [\$278,000] \$80,000: <i>Provided</i> , That not to exceed \$20,000 of the unexpended balance of the appropriation of \$278,000 for the fiscal year 1926, made available by the act of March 3, 1925 (Forty-third Statutes, page 1166), shall remain available for the fiscal year 1927	80,000.00	278,000.00
Uncompahgre project, Colorado: For operation and maintenance, continuation of construction, and incidental operations	145,000.00	163,000.00
Boise project, Idaho: For operation and maintenance, continuation of construction, and incidental operations [\$439,000] \$394,000: <i>Provided</i> , That the expenditure for drainage shall not exceed the amount paid by the water users pursuant to the provisions of the Boise public notice dated February 15, 1921, except for drainage in irrigation districts formed under State laws and upon the execution of agreements for the repayment to the United States of the costs thereof	394,000.00	439,000.00
King Hill project, Idaho: [For operation and maintenance, continuation of construction, and incidental operations, \$35,000.] Any moneys which may be advanced by the King Hill irrigation district for construction and operation and maintenance shall be covered into the reclamation fund and shall be available for expenditure for the purposes for which contributed in like manner as if said sums had been specifically appropriated for said purposes		35,000.00
Minidoka project, Idaho: For operation and maintenance, continuation of construction, and incidental operations	620,000.00	797,000.00
Huntley project, Montana: For operation and maintenance, continuation of construction, and incidental operations [\$118,000] \$40,000: <i>Provided</i> , That not to exceed \$70,000 of the unexpended balance of the appropriation of \$118,000 for the fiscal year 1926, made available by the act of March 3, 1925 (Forty-third Statutes, page 1166), shall remain available for the fiscal year 1927	40,000.00	118,000.00
Milk River project, Montana: For operation and maintenance, continuation of construction, and incidental operations	84,000.00	76,000.00

Estimates of appropriations required for the service of the fiscal year ending June 30, 1927—Continued

General object (title of appropriation), date of acts, references to Statutes at Large, or to Revised Statutes, and estimated amount required for each detailed object	Total amount to be appropriated under each head of appropriation	Amount appropriated for the fiscal year ending June 30, 1926
<i>Reclamation Fund, Special Fund—Continued.</i>		
Sun River project, Montana: For operation and maintenance, continuation of construction, and incidental operations \$59,000 [\$611,000: <i>Provided</i> , That no part of this appropriation shall be used for construction purposes until a contract or contracts in form approved by the Secretary of the Interior shall have been made with an irrigation district or with irrigation districts organized under State law, providing for payment by the district or districts as hereinafter provided. The Secretary of the Interior shall by public notice announce the date when water is available under the project: <i>Provided further</i> , That no part of the sum hereby appropriated shall be expended for the construction of new canals or for the extension of the present canal system for the irrigation of lands outside of the forty thousand acres for the irrigation of which a canal system is now provided, until a contract or contracts shall have been executed between the United States and the State of Montana, whereby the State shall assume the duty and responsibility of promoting the development and settlement of the project after completion, securing, selecting, and financing of settlers to enable the purchase of the required livestock, equipment, and supplies, and the improvement of the lands to render them habitable and productive. The State shall provide the funds necessary for this purpose and shall conduct operations in a manner satisfactory to the Secretary of the Interior: <i>Provided further</i> , That the operation and maintenance charges on account of land in this project shall be paid annually in advance not later than March 1, no charge being made for operation and maintenance for the first year after said public notice. It shall be the duty of the Secretary of the Interior to give such public notice when water is actually available for such lands]: <i>Provided</i> , That the unexpended balance of the appropriation of \$611,000 for the fiscal year 1926, made available by the act of March 3, 1925 (Forty-third Statutes, page 1167), shall remain available for the fiscal year 1927	\$59, 000. 00	\$611, 000. 00
Lower Yellowstone project, Montana-North Dakota: For operation and maintenance, continuation of construction, and incidental operations [\$180,000] \$72,000: <i>Provided</i> , That not to exceed \$65,000 of the unexpended balance of the appropriation of \$180,000 for the fiscal year 1926, made available by the act of March 3, 1925 (Forty-third Statutes, page 1167), shall remain available for the fiscal year 1927	72, 000. 00	180, 000. 00
North Platte project, Nebraska-Wyoming: For operation and maintenance, continuation of construction, and incidental operations [\$510,000] \$1,800,000: [<i>Provided</i> , That any unexpended balance of any appropriation available for the construction of the Guernsey Reservoir and incidental operations for the fiscal year 1925 shall remain available for such purposes during the fiscal year 1926] <i>Provided further</i> , That all net revenues from any power plant connected with this project shall be applied to the repayment of the construction costs incurred by the Government on this project until such obligations are fully repaid	1, 800, 000. 00	510, 000. 00
Newlands project, Nevada: For operation and maintenance, continuation of construction, and incidental operations [\$167,000, together with the unexpended balance of the appropriation for this project for the fiscal year 1925, of which amount \$245,000 shall be used], \$135,000: <i>Provided</i> , That not to exceed \$17,000 of the unexpended balance of the appropriation of \$167,000 for the fiscal year 1926, made available by the act of March 3, 1925 (Forty-third Statutes, page 1167), shall remain available for the fiscal year 1927: <i>Provided further</i> , That the appropriation of \$245,000 made available by the act of June 5, 1924 (Forty-third Statutes, page 415), and reappropriated for the fiscal year 1926 by the act of March 3, 1925 (Forty-third Statutes, page 1167), shall remain available for the fiscal year 1927 for use for drainage purposes but only after execution by the Truckee-Carson irrigation district of an appropriate reimbursement contract satisfactory in form to the Secretary of the Interior, and confirmation of such contract by decree of a court of competent jurisdiction and final decision on all appeals from such decree	135, 000. 00	167, 000. 00
Newlands project, Spanish Springs division, Nevada: For continued investigations, commencement or continuation of construction [and necessary expenses in connection therewith, \$500,000], operation and maintenance, and incidental operations, the unexpended balance of the appropriation of \$500,000 for the fiscal year 1926, made available by the act of March 3, 1925 (Forty-third Statutes, page 1167), shall remain available for the fiscal year 1927: <i>Provided</i> , That no water shall be delivered to irrigators on this division outside of the limits of the Truckee-Carson [project] irrigation district until a contract or contracts in form approved by the Secretary of the Interior shall have been made with an irrigation district or with irrigation districts organized under State law providing for payment by the district or districts as hereinafter provided: <i>Provided further</i> , That no part of		

Estimates of appropriations required for the service of the fiscal year ending June 30, 1927—Continued

General object (title of appropriation), date of acts, references to Statutes at Large, or to Revised Statutes, and estimated amount required for each detailed object	Total amount to be appropriated under each head of appropriation	Amount appropriated for the fiscal year ending June 30, 1926
<p><i>Reclamation Fund, Special Fund—Continued.</i></p> <p><i>the sum provided for herein shall be expended for construction purposes until a contract or contracts shall have been executed between the United States and the State of Nevada, whereby such State, or local interests, shall assume the duty and responsibility of promoting the development and settlement of the division after completion, the securing, selecting, and financing of settlers to enable the purchase of the required livestock, equipment, and supplies, and the improvement of the lands to render them habitable and productive, the State of Nevada, or local interests, to provide the funds necessary for this purpose and to conduct operations in a manner satisfactory to the Secretary of the Interior: Provided, That all irrigable land held in private ownership by any one owner in excess of one hundred and sixty irrigable acres shall be appraised in a manner to be prescribed by the Secretary of the Interior and the sale prices thereof fixed by the Secretary on the basis of its actual bona fide value at the date of appraisal without reference to the proposed construction of the irrigation works; and no such excess lands so held shall receive water from the division if the owners thereof shall refuse to execute valid recordable contracts for sale of such lands under terms and conditions satisfactory to the Secretary of the Interior and at prices not to exceed those fixed by the Secretary of the Interior. Said contracts shall also provide that upon proof of fraudulent representation as to the true consideration involved in such sales the Secretary of the Interior is authorized to cancel the water right attaching to the land involved in such fraudulent sales: Provided further, That the operation and maintenance charges on account of lands in said division shall be paid annually in advance not later than March 1. It shall be the duty of the Secretary of the Interior to give public notice when water is actually available, and the operation and maintenance charges payable to the United States for the first year after such public notice shall be transferred to and paid as a part of the construction payment. [Provided further, That no part of the sum provided for herein shall be expended for construction on account of any lands owned by the Southern Pacific Company until an appropriate contract in form approved by the Secretary of the Interior shall have been properly executed by the said company, fixing the price and conditions of sale of said lands to actual settlers, and such contract shall provide that until one-half of the construction charges against said lands shall have been fully paid no sale of any such lands shall be valid unless and until the purchase price involved in such sale is approved by the Secretary of the Interior, and shall also provide that upon proof of fraudulent representation as to the true consideration involved in any such sale the Secretary of the Interior is authorized to cancel the water right attaching to the land involved in such fraudulent sale; and all public lands irrigable under the Spanish Springs division shall be entered subject to the conditions of this section which shall be applicable thereto: Provided further, That the Secretary of the Interior is authorized to enter into such contract or contracts as may be possible whereby the State of Nevada, or local interests, shall aid in promoting the development and settlement of the project after completion by the securing and selection of settlers and the financing of them to enable the purchase of the required livestock, equipment and supplies, and the improvement of the lands to render them habitable and productive: Provided further, That the operation and maintenance charges on account of land in this division shall be paid annually in advance not later than March 1, no charge being made for operation and maintenance for the first year after said public notice. It shall be the duty of the Secretary of the Interior to give such public notice when water is actually available for such lands:] Provided further, That the existing water rights of the present water users of the Newlands project shall have priority over the water rights of the proposed Spanish Springs division: Provided further, That the lands on the existing project below the Lahontan reservoir shall not be liable for any part of the construction costs of the Spanish Springs division: Provided further, That all net revenues from any power plant connected with the Spanish Springs division of the Newlands project shall be applied to the repayment of the construction costs incurred by the Government on said division until such obligations are fully repaid and all net revenues from any power plant connected with the Lahontan reservoir of the Newlands project shall be applied to the repayment of the construction costs incurred by the Government on the existing project until such obligations are fully repaid.</i></p>		
Carlsbad project, New Mexico: For operation and maintenance, continuation of construction, and incidental operations.....	\$50,000.00	70,000.00
Rio Grande project, New Mexico-Texas: For operation and maintenance, continuation of construction, and incidental operations.....	507,000.00	650,000.00

Estimates of appropriations required for the service of the fiscal year ending June 30, 1927—Continued

General object (title of appropriation), date of acts, references to Statutes at Large, or to Revised Statutes, and estimated amount required for each detailed object	Total amount to be appropriated under each head of appropriation	Amount appropriated for the fiscal year ending June 30, 1926
<i>Reclamation Fund, Special Fund—Continued.</i>		
<p>Williston project (formerly North Dakota pumping project), North Dakota: For operation, maintenance, and incidental operations, \$25,000, to remain available until December 31, 1925. The Director of Reclamation is authorized, during the fiscal year 1925, or thereafter, to appraise the buildings, machinery, equipment, and all other property of whatever nature or kind appertaining to this project and to lease or to sell the same at public or private sale, on such terms and in such manner as he may deem for the best interests of the Government, reserving the right to reject any and all bids. The proceeds from such lease or sale shall be paid into the reclamation fund.]</p>		\$25,000. 00
<p>Baker project, Oregon: For investigation, commencement of construction, and incidental operations, the unexpended balance of the appropriation for this purpose for the fiscal year 1925 is reappropriated and made available for the fiscal year 1926;]</p> <p>Owyhee [Irrigation] project, Oregon: For continued investigations, commencement or continuation of construction, operation and maintenance, and incidental operations: The unexpended balance [if any, remaining at the close of the fiscal year 1925 from the appropriation of \$315,000 made by the act referred to as the "Second deficiency act, fiscal year 1924," approved December 5, 1924 (Public Numbered 292), for continued investigations, commencement of construction, and incidental operations, Owyhee irrigation project, Oregon, is hereby reappropriated, to be available and to continue available for use during the fiscal year 1926] of the appropriation of \$315,000, made available by the act of December 5, 1924 (Forty-third Statutes, page 685), and reappropriated for the fiscal year 1926 by the act of March 3, 1925 (Forty-third Statutes, page 1168), shall remain available for the fiscal year 1927.</p>		
<p>Umatilla project, Oregon: For operation and maintenance, continuation of construction, and incidental operations.</p>	\$407,000. 00	840,000. 00
<p>Vale project, Oregon: For continued investigations, commencement or continuation of construction, and incidental operations, [\$500,000] the unexpended balance of the appropriation of \$500,000 for the fiscal year 1926, made available by the act of March 3, 1925 (Forty-third Statutes, page 1168), shall remain available for the fiscal year 1927: [Provided, That no part of this appropriation shall be used for construction purposes on the Vale project until a contract or contracts in form approved by the Secretary of the Interior shall have been made with an irrigation district or with irrigation districts organized under State law, providing for payment by the district or districts as hereinafter provided: <i>Provided further</i>, That no part of the sum provided for herein shall be expended for construction on account of any lands in private ownership until an appropriate repayment contract in accordance with the terms of this act and in form approved by the Secretary of the Interior, shall have been properly executed by a district organized under State law, embracing the lands in public or private ownership irrigable under the project, and the execution thereof shall have been confirmed by a decree of a court of competent jurisdiction, which contract, among other things, shall provide for an appraisal approved by the Secretary of the Interior, showing the present actual bona fide value of all such irrigable lands, fixed without reference to the proposed construction, and shall provide that until one-half the construction charges against said lands shall have been fully paid no sale of any such lands shall be valid unless and until the purchase price involved in such sale is approved by the Secretary of the Interior, and shall also provide that upon proof of fraudulent representation as to the true consideration involved in any such sale the Secretary of the Interior is authorized to cancel the water right attaching to the land involved in such fraudulent sale; and all public lands irrigable under the project shall be entered subject to the conditions of this section, which shall be applied thereto: <i>Provided further</i>, That no water shall be delivered to irrigators on this project until a contract or contracts shall have been executed between the United States and the State of Oregon, whereby the State shall assume the duty and responsibility of promoting the development and settlement of the project after completion, including the subdivision of lands held in private ownership by any individual in excess of one hundred and sixty acres, the securing, selection, and financing of settlers to enable the purchase of the required livestock, equipment, and supplies and the improvement of the lands to render them habitable and productive. The State shall provide the funds necessary for this purpose and shall conduct operations in a manner satisfactory to the Secretary of the Interior: <i>Provided further</i>, That the operation and maintenance charges on account of land in this project shall be paid annually in advance not later than March 1, no charge being made for operation and maintenance for</p>		

Estimates of appropriations required for the service of the fiscal year ending June 30, 1927—Continued

General object (title of appropriation), date of acts, references to Statutes at Large, or to Revised Statutes, and estimated amount required for each detailed object	Total amount to be appropriated under each head of appropriation	Amount appropriated for the fiscal year ending June 30, 1926
Reclamation Fund,* Special Fund—Continued.		
the first year after said public notice. It shall be the duty of the Secretary of the Interior to give such public notice when water is actually available for such lands:] <i>Provided</i> [further], That not more than \$200,000 of the amount herein appropriated shall be available for purchase of an interest in the existing storage reservoir of the Warm Springs project, said interest to be conveyed to the United States free of all prior liens and encumbrances of every kind whatever: <i>Provided further</i> , That the contract for the purchase of said interest in said reservoir shall also provide for construction of the necessary drainage works by the said Warm Springs and Vale projects and the proportion of cost of said works to be borne by each.		\$500, 000. 00
Klamath project, Oregon-California: For operation and maintenance, continuation of construction, and incidental operations, [\$561,000] \$140,000: <i>Provided</i> , That the unexpended balance of the appropriation made available by the act of March 3, 1925 (Forty-third Statutes, page 1169), shall remain available for the fiscal year 1927.	\$140, 000. 00	561, 000. 00
Belle Fourche project, South Dakota: For operation and maintenance, continuation of construction, and incidental operations, [<i>Provided</i> , That the unexpended balance of \$100,000 allotted for drainage under this paragraph for the fiscal year 1925 is reappropriated and made available for such purpose for the fiscal year 1926].	65, 000. 00	65, 000. 00
Strawberry Valley project, Utah: For operation and maintenance, continuation of construction, and incidental operations.	39, 000. 00	39, 000. 00
Salt Lake Basin project, Utah: [first division: For construction of Echo Reservoir, Utah Lake control, and Weber-Provo Canal] For continued investigations, commencement or continuation of construction, operation, and maintenance, and incidental operations, [\$900,000: <i>Provided</i> , That any] the unexpended balance of any appropriation available for the Salt Lake Basin project for the fiscal year [1925] 1926 shall remain available during the fiscal year [1926] 1927: <i>Provided</i> [further], That no part of this appropriation shall be used for construction purposes until a contract or contracts in form approved by the Secretary of the Interior shall have been made with an irrigation district or with irrigation districts organized under State law, or water users' association or associations, providing for payment by the district or districts, or water users' association or associations: [as hereinafter provided] <i>Provided further</i> , That the operation and maintenance charges on account of land in this project shall be paid annually in advance not later than March 1 [no charge being made for operation and maintenance for the first year after said public notice]. It shall be the duty of the Secretary of the Interior to give [such] public notice when water is actually available for such lands, and the operation and maintenance charge, if any, payable to the United States for the first year after such public notice shall be transferred to and paid as a part of the construction payment.		900, 000. 00
Okanogan project, Washington: For operation and maintenance, continuation of construction, and incidental operations.	65, 000. 00	70, 000. 00
Yakima project, Washington: For operation and maintenance, continuation of construction, and incidental operations.	294, 000. 00	295, 000. 00
Yakima project (Kittitas division), Washington: For [construction of the Kittitas division] continued investigations, commencement or continuation of construction, operation and maintenance, and incidental operations [\$375,000], the unexpended balance of the appropriation of \$375,000, made available by the act of December 5, 1924 (Forty-third Statutes, page 685), and reappropriated for the fiscal year 1926 by the act of March 3, 1925 (Forty-third Statutes, page 1170), and the unexpended balance of the \$375,000 additional made available by the act of March 3, 1925 (Forty-third Statutes, page 1170), shall remain available during the fiscal year 1927: [<i>Provided</i> , That no part of this appropriation shall be used for construction purposes until a contract or contracts in form approved by the Secretary of the Interior shall have been made with an irrigation district or with irrigation districts organized under State law providing for payment by the district or districts as hereinafter provided. The Secretary of the Interior shall by public notice announce the date when water is available under the project: <i>Provided further</i> , That no part of the sum provided for herein shall be expended for construction on account of any lands in private ownership until an appropriate repayment contract, in form approved by the Secretary of the Interior, shall have been properly executed by a district organized under State law, embracing the lands in public or private ownership irrigable under the project, and the execution thereof shall have been confirmed by decree of a court of competent jurisdiction, which contract, among other things, shall contain a provision for an appraisal showing the present actual bona fide value of all such irrigable lands fixed without reference to the proposed construction of said Kittitas Division, and shall provide that until one-half the construction charges against		

Estimates of appropriations required for the service of the fiscal year ending June 30, 1927—Continued

General object (title of appropriation), date of acts, references to Statutes at Large, or to Revised Statutes, and estimated amount required for each detailed object	Total amount to be appropriated under each head of appropriation	Amount appropriated for the fiscal year ending June 30, 1926
Reclamation Fund, Special Fund—Continued.		
said lands shall have been fully paid no sale of any such lands shall be valid unless and until the purchase price involved in such sale is approved by the Secretary of the Interior, and shall also provide that upon proof of fraudulent representation as to the true consideration involved in any such sale the Secretary of the Interior is authorized to cancel the water right attaching to the land involved in such fraudulent sale; and all public lands irrigable under the project shall be entered subject to the conditions of this section which shall be applicable thereto: <i>Provided further</i> , That no part of the sum hereby appropriated shall be expended for construction until a contract or contracts shall have been executed between the United States and the State of Washington pursuant to its land settlement act embodied in chapter 188, Laws of 1919, as amended by chapter 90, Laws of 1921, and by chapters 34 and 112, Laws of 1923, or additional enactments, if necessary, whereby the State shall assume the duty and responsibility of promoting the development and settlement of the project after completion, including the subdivision of lands held in private ownership by any individual in excess of one hundred and sixty irrigable acres, the securing, selection, and financing of settlers to enable the purchase of the required livestock, equipment, and supplies, and the improvement of the lands to render them habitable and productive. The State shall provide the funds necessary for this purpose and shall conduct operations in a manner satisfactory to the Secretary of the Interior: <i>Provided further</i> , That the operation and maintenance charges on account of land in this project shall be paid annually in advance not later than March 1, no charge being made for operation and maintenance for the first year after said public notice. It shall be the duty of the Secretary of the Interior to give such public notice when water is actually available for such lands. The unexpended balance, if any, remaining at the close of the fiscal year 1925 from the appropriation of \$375,000 made by the act referred to as the "Second deficiency act, fiscal year 1924," approved December 5, 1924 (Public No. 292), for continued investigations, commencement of construction of the Kittitas unit, and incidental operations, Yakima project, Washington, is hereby reappropriated, to be available and to continue available for use during the fiscal year 1926.]		\$375, 000. 00
Riverton project, Wyoming: For operation and maintenance, continuation of construction, and incidental operations.	\$50, 000. 00	790, 000. 00
Shoshone project, Wyoming: For operation and maintenance, continuation of construction, and incidental operations, [\$414,000] \$128,000: <i>Provided</i> , That not to exceed \$150,000 of the unexpended balance of the appropriation of \$414,000 for the fiscal year 1926, made available by the act of March 3, 1925 (Forty-third Statutes, page 1171), shall remain available for the fiscal year 1927.	128, 000. 00	414, 000. 00
[Umatilla Rapids project, Oregon: For investigation of the feasibility of irrigation by gravity or pumping, water sources, water storage and related problems on the Columbia River and its tributaries, and for cooperative and miscellaneous investigations of the feasibility of reclamation projects, including personal services in the District of Columbia and elsewhere, and incidental expenses, the unexpended balance of this appropriation contained in the act of March 4, 1923 (Forty-second Statutes at Large, page 1540), is hereby reappropriated and made immediately available].		
Secondary projects: For cooperative and general investigations.	75, 000. 00	50, 000. 00
[To enable the Secretary of the Interior to meet the requirements of Article VI of the treaty of January 11, 1909 (Thirty-sixth Statutes at Large, page 2448), between the United States and Great Britain for gauging the streams and determining the water supply of the northern or eastern tributaries of Milk River, Montana, including personal services in the District of Columbia and elsewhere; the purchase, exchange, hire, maintenance, repair, and operation of motor-propelled or horse-drawn passenger-carrying vehicles, \$10,000, to be expended under and in accordance with the provisions of the act of June 17, 1902 (Thirty-second Statutes at Large, page 388), and amendatory or supplementary acts].		10, 000. 00
<i>Economic investigations and development of reclamation projects: For investigations necessary to determine the economic conditions and financial feasibility of new projects, and for investigations relating to the reorganization and financial adjustments of existing projects, including examination of soils, classification of land, and obtaining general economic and settlement data, \$100,000: Provided</i> , That the expenditures from this appropriation for any reclamation project shall be considered as supplementary to the appropriation for that project and shall be accounted for and returned to the reclamation fund as are other expenditures under the reclamation act.	100, 000. 00	

Estimates of appropriations required for the service of the fiscal year ending June 30, 1927—Continued

General object (title of appropriation), date of acts, references to Statutes at Large, or to Revised Statutes, and estimated amount required for each detailed object	Total amount to be appropriated under each head of appropriation	Amount appropriated for the fiscal year ending June 30, 1926
<p><i>Reclamation Fund, Special Fund—Continued.</i></p> <p>No part of the sums provided for in this act for the Sun River, Owyhee, Vale, and Yakima (Kittitas division) projects shall be expended for construction purposes until the two following conditions shall have been met: (a) A contract or contracts in form approved by the Secretary of the Interior shall have been made with an irrigation district or irrigation districts organized under State law providing for payment by the district or districts of the cost of constructing, operating, and maintaining the works during the time they are in control of the United States, and the execution of said contract or contracts shall have been confirmed by decree of a court of competent jurisdiction; and (b) a contract or contracts shall have been executed between the United States and the State or States wherein said projects or divisions are located, or local interests, whereby such State or States, or local interests, shall assume the duty and responsibility of promoting the development and settlement of the projects or divisions after completion, the securing, selecting, and financing of settlers to enable the purchase of the required livestock, equipment, and supplies, and the improvement of the lands to render them habitable and productive, the State or States, or local interests, to provide the funds necessary for this purpose and to conduct operations in a manner satisfactory to the Secretary of the Interior: Provided, That all irrigable land held in private ownership by any one owner in excess of one hundred and sixty irrigable acres shall be appraised in a manner to be prescribed by the Secretary of the Interior and the sale prices thereof fixed by the Secretary on the basis of its actual bona fide value at the date of appraisal without reference to the proposed construction of the irrigation works; and no such excess lands so held shall receive water from any project or division if the owners thereof shall refuse to execute valid recordable contracts for the sale of such lands under terms and conditions satisfactory to the Secretary of the Interior and at prices not to exceed those fixed by the Secretary of the Interior. Said contracts shall also provide that upon proof of fraudulent representation as to the true consideration involved in such sales the Secretary of the Interior is authorized to cancel the water right attaching to the land involved in such fraudulent sales: Provided further, That the operation and maintenance charges on account of lands in said projects and divisions shall be paid annually in advance not later than March 1. It shall be the duty of the Secretary of the Interior to give public notice when water is actually available, and the operation and maintenance charges payable to the United States for the first year after such public notice shall be transferred to and paid as a part of the construction payment.</p> <p>Under the provisions of this act no greater sum shall be expended, nor shall the United States be obligated to expend, during the fiscal year [1926] 1927, on any reclamation project appropriated for herein, an amount in excess of the sum herein appropriated therefor, nor shall the whole expenditures or obligations incurred for all of such projects for the fiscal year [1926] 1927 exceed the whole amount in the "reclamation fund" for the fiscal year;</p> <p>Ten per centum of the foregoing amounts shall be available interchangeably for expenditures on the reclamation projects named; but not more than 10 per centum shall be added to the amount appropriated for any one of said projects, except that should existing works or the water supply for lands under cultivation be endangered by floods or other unusual conditions, an amount sufficient to make necessary emergency repairs shall become available for expenditure by further transfer of appropriation from any of said projects upon approval of the Secretary of the Interior;</p> <p>Whenever, during the fiscal year ending June 30, [1926] 1927, the Commissioner of the Bureau of Reclamation shall find that the expenses of travel, including the local transportation of employees to and from their homes to the places where they are engaged on construction or operation and maintenance work, can be reduced thereby, he may authorize the payment of not to exceed three cents per mile for a motor cycle or seven cents per mile for an automobile used for necessary official business.</p>		
Total from the reclamation fund.....	\$6,387,000.00	\$9,999,000.00

Estimates of appropriations required for the service of the fiscal year ending June 30, 1927—Continued

General object (title of appropriation), date of acts, references to Statutes at Large, or to Revised Statutes, and estimated amount required for each detailed object	Total amount to be appropriated under each head of appropriation						Amount appropriated for the fiscal year ending June 30, 1926
Reclamation Fund, Special Fund—Continued.							
	Estimated expenditures, 1927 appropriation		Estimated expenditures, 1926 appropriation		Expended and obligated, 1925		
Departmental service:							
Salaries—							
Professional and scientific service—	Average—		Average—		Average—		
Grade 6, \$6,000 to \$7,500; average, \$6,750—	No.	Salary	No.	Salary	No.	Salary	
Chief engineer (commissioner).....	1	\$7,500	1	\$7,500	1	\$7,500	
Director of reclamation economics.....	1	6,000					
Grade 5, \$5,200 to \$6,000; average, \$5,600—							
Senior attorney (assistant to the commissioner).....	1	5,600	1	5,400			
Grade 4, \$3,800 to \$5,000; average, \$4,400—							
Attorneys.....	2	4,200	2	4,000	1½	4,386	
Engineer.....	1	4,600	1	4,200	1	3,825	
Grade 3, \$3,000 to \$3,600; average, \$3,300—							
Associate attorney.....					½	3,000	
Associate reclamation economists.....	2	3,100					
Grade 2, \$2,400 to \$3,000; average, \$2,700—							
Assistant attorney.....	1	2,700	1	2,600	1½	2,424	
Assistant engineers.....	2	2,700	2	2,600	2	2,413	
Subprofessional service—							
Grade 8, \$2,400 to \$3,000; average, \$2,700—							
Chief engineering draftsman.....	1	2,700	1	2,700	1	2,513	
Grade 7, \$2,100 to \$2,700; average, \$2,400—							
Principal engineering draftsman.....	1	2,400	1	2,500	1	2,313	
Grade 6, \$1,800 to \$2,400; average, \$2,111—							
Senior engineering draftsman.....	1	1,920					
Grade 4, \$1,500 to \$1,800; average, \$1,680—							
Assistant scientific illustrator.....	1	1,680	1	1,620	½	1,518	
Grade 3, \$1,320 to \$1,680; average, \$1,500—							
Junior engineering draftsman.....	1	1,500	2	1,500	1½	1,533	
Grade 2, \$1,140 to \$1,500; average, \$1,320—							
Apprentice engineering draftsman.....	1	1,200					
Grade 1, \$900 to \$1,200; average, \$1,080—							
Minor apprentice lithographer.....	1	1,260	1	1,260	1	1,200	
Clerical, administrative, and fiscal service—							
Grade 12, \$5,200 to \$6,000; average, \$5,600—							
Director of finance.....					½	6,000	
Grade 11, \$3,800 to \$5,000; average, \$4,400—							
Administrative officer.....					½	3,800	
Grade 10, \$3,300 to \$3,900; average, \$3,600—							
Junior administrative officer.....					½	3,300	
Senior accountant and auditor.....	1	3,600	1	3,700	½	3,600	
Grade 9, \$3,000 to \$3,600; average, \$3,300—							
Senior administrative assistants.....	2	3,300	2	3,150	1½	3,009	
Accountant and auditor.....	1	3,300	1	3,100	½	3,000	
Grade 8, \$2,700 to \$3,300; average, \$3,000—							
Assistant traffic manager.....					1	3,013	
Administrative assistant.....	1	3,000	1	2,800	½	2,700	
Grade 7, \$2,400 to \$3,000; average, \$2,700—							
Junior administrative assistants.....	2	2,650	1	2,700	1½	2,469	
Grade 6, \$2,100 to \$2,700; average, \$2,400—							
Principal clerks.....	3	2,400	3	2,367	3½	2,288	
Grade 5, \$1,800 to \$2,400; average, \$2,111—							
Senior clerks.....	3	2,100	3	2,000	4½	2,025	
Grade 4, \$1,680 to \$2,040; average, \$1,860—							
Principal stenographers.....	3	1,860	3	1,900	4½	1,841	
Clerk-stenographers.....	3	1,860	2	1,860	2	1,748	
Clerks.....	3	1,860	3	1,840	1	1,885	
Grade 3, \$1,500 to \$1,860; average, \$1,680—							
Senior stenographers.....	4	1,680	4	1,665	2½	1,673	
Assistant clerks.....	3	1,680	3	1,720	3½	1,657	
Grade 2, \$1,320 to \$1,680; average, \$1,500—							
Junior stenographer.....	1	1,440			1½	1,474	
Junior clerk.....	1	1,620	1	1,500	1½	1,327	
Grade 1, \$1,140 to \$1,500; average, \$1,320—							
Underclerk.....	1	1,320	1	1,200	½	1,200	
Underoperative, office devices.....							
Custodial service—							
Grade 1, \$600 to \$780; average, \$690—							
Junior messengers.....	4	690	4	653	2½	636	
Total average number of employees.....	54		48		45½		
Total salaries, departmental service.....		130,000		109,193		100,921	
The difference between 1927 and 1926 is due to—							
Increase in force.....		\$18,080					
Increase in salaries.....		2,727					
Total increase.....		20,807					
Field service:							
Salaries and wages—							
Salary range, \$6,000 to \$7,500; average, \$6,750—							
Chief engineer.....	1	6,500	1	6,500	1	6,750	
Director of finance.....					½	7,500	
Salary range, \$5,200 to \$6,000; average, \$5,600—							
Director of finance.....					½	6,000	
Director of reclamation economics.....			1	6,000	1	6,000	
Senior engineer.....					1	5,200	
Designing engineer.....	1	5,800	1	5,800	1	5,400	
Drainage engineer.....					½	5,400	
General superintendent of construction.....	1	5,600	1	5,400	1	5,600	

Estimates of appropriations required for the service of the fiscal year ending June 30, 1927—Continued

General object (title of appropriation), date of acts, references to Statutes at Large, or to Revised Statutes, and estimated amount required for each detailed object	Estimated expenditures, 1927 appropriation		Estimated expenditures, 1926 appropriation		Expended and obligated, 1925	
Reclamation Fund, Special Fund—Continued.						
Field service—Continued.						
Salaries and wages—Continued.						
Salary range, \$3,800 to \$5,000; average, \$4,400—						
Assistant director of reclamation economics	No.	Average—Salary	No.	Average—Salary	No.	Average—Salary
District counsels	7	\$5,000	7	\$4,800	7	\$4,600
Reclamation economist	1	4,286	1	4,086	1	3,953
Assistant designing engineer	1	4,000	1	4,000	1	3,800
Engineers	5	4,200	5	4,000	8	4,212
Construction engineer	1	4,160	1	4,400	1	4,000
Electrical engineer	1	4,800	1	5,000	1	4,800
Industrial agent	1	5,000	1	4,000	1	3,800
Office manager	1	4,200	1	4,000	1	3,800
Project superintendents	13	4,215	14	4,145	11	3,800
Superintendents of construction	2	4,000	2	4,360	2	4,144
Salary range, \$3,300 to \$3,900; average, \$3,600—						
Auditor						
Chief clerk (Denver office)	1	3,500	1	3,400	1	3,600
Associate engineers	5	3,620	5	3,620	2	3,300
Project superintendents	3	3,767	1	3,600	4	3,600
Superintendent of construction			1	3,800	1	3,775
Salary range, \$3,000 to \$3,600; average, \$3,300—						
Senior administrative assistant						
Accountant						
Chief clerks	5	3,000	5	3,020	5	3,000
District counsel	1	3,100	1	3,100	1	3,000
Associate economist	1	3,000				
Associate engineers	14	3,221	16	3,125	12	3,107
Inspectors	3	3,200	3	3,100	2	3,000
Irrigation managers	2	3,350	2	3,200	2	3,150
Physician						
Project superintendents	5	3,300	7	3,227	8	3,000
Superintendent of construction	1	3,600	1	3,600	2	3,114
Salary range, \$2,700 to \$3,300; average, \$3,000—						
Chief clerks	5	2,800	5	2,760	4	2,700
Associate engineers	3	3,000	3	3,000	3	2,870
Purchasing agent	1	3,100	1	3,000	1	2,900
Salary range, \$2,400 to \$3,000; average, \$2,700—						
Chief clerks	9	2,568	9	2,516	9	2,403
Principal costkeeper	1	2,700	1	2,600	1	2,400
Chief engineering draftsman						
Assistant reclamation economists	5	2,500	5	2,500	5	2,400
Assistant engineers	42	2,631	56	2,592	64	2,577
Irrigation manager	1	2,800	1	2,800	1	2,800
Superintendent of construction	1	3,000	2	2,900	2	2,880
Salary range, \$2,100 to \$2,700; average, \$2,400—						
Principal clerks	11	2,373	8	2,362	8	2,313
Chief clerks	4	2,525	4	2,500	5	2,450
Principal engineering draftsmen	3	2,367	3	2,333	1	2,300
Assistant engineers	2	2,200	2	2,200	1	2,160
Hydrographer	1	2,400	1	2,400	1	2,400
Law clerk	1	2,300	1	2,200	1	2,100
Secretary to the chief engineer	1	2,100	1	2,100	1	2,300
Superintendent of construction	1	2,500	1	2,500	1	2,400
Salary range, \$1,860 to \$2,400; average, \$2,111—						
Chiefs of field parties	5	2,172	5	2,092	7	2,165
Senior clerks	37	2,176	45	2,118	48	2,061
Chief clerks	1	2,300	4	2,350	2	2,235
Cost keepers	1	2,100	3	2,120	1	1,968
Senior engineering draftsmen	5	2,160	5	2,107	4	2,111
Junior reclamation economists	2	2,200	3	2,100		
Junior engineers	33	2,191	38	2,175	43	2,098
Hydrographers	4	2,140	4	2,090	4	1,979
Inspectors	3	2,007	3	1,913	1	1,920
Instrument men	4	1,975	9	1,931	9	1,911
Purchasing agent						
Storekeepers	1	1,980	3	1,967	1	1,960
Reservoir superintendents	3	2,233	3	2,200	2	2,006
Transit men	2	2,040			2	2,140
Timekeepers	2	1,920	1	1,860	2	2,040
Salary range, \$1,680 to \$2,040; average, \$1,860—						
Chiefs of field parties	2	1,860	1	1,800	1	1,816
Clerks	25	1,829	28	1,800	29	1,770
Cost keepers	1	1,860	3	1,880	2	1,899
Engineering draftsmen	2	1,800	3	1,780	4	1,860
Hydrographer	1	1,980	1	1,800	1	1,880
Inspectors	1	1,800	4	1,817	1	1,800
Instrument men	9	1,867	9	1,888	13	1,860
Levelman	1	1,920				
Plane table man			1	1,680	1	1,800
Storekeepers	4	1,910	7	1,900	6	1,816
Reservoir superintendents	3	1,780	3	1,720	3	1,757
Timekeeper						
Trained nurse						
Transit men	4	1,860	5	1,940	6	1,920
Salary range, \$1,500 to \$1,860; average, \$1,680—						
Assistant clerks	18	1,646	17	1,613	20	1,570
Shop clerk						
Storehouse clerks	2	1,710	1	1,560	1	1,560
Cost keepers	3	1,720	4	1,620	2	1,555
Assistant engineering draftsmen	2	1,800	1	1,755	7	1,736
Inspectors	2	1,620	2	1,680	1	1,680
Instrument men	4	1,737	6	1,711	2	1,560
Levelmen	4	1,725	6	1,657	3	1,652
Purchasing agent						
Storekeepers	6	1,800	4	1,770	5	1,572
Timekeepers	10	1,642	12	1,675	1	1,860
Transitmen	2	1,740	4	1,740	7	1,752

Estimates of appropriations required for the service of the fiscal year ending June 30, 1927--Continued

General object (title of appropriation), date of acts, references to Statutes at Large, or to Revised Statutes, and estimated amount required for each detailed object				Total amount to be appropriated under each head of appropriation	Amount appropriated for the fiscal year ending June 30, 1926
Reclamation Fund, Special Fund--Continued.					
	Estimated expenditures, 1927 appropriation	Estimated expenditures, 1926 appropriation	Expended and obligated, 1925		
Field service--Continued.					
Salaries and wages--Continued.					
Salary range, \$1,320 to \$1,680; average, \$1,500--	<i>Average--</i>	<i>Average--</i>	<i>Average--</i>		
	No. Salary	No. Salary	No. Salary		
Junior clerks.....	10 $\frac{1}{2}$ \$1,497	16 $\frac{1}{2}$ \$1,451	15 $\frac{1}{2}$ \$1,424		
Shop clerk.....	1 1,500	1 1,440			
Storehouse clerks.....	1 1,380	5 1,464	3 $\frac{1}{2}$ 1,460		
Levelmen.....	4 1,560	6 1,520	6 $\frac{1}{2}$ 1,558		
Timekeepers.....	6 1,460	6 1,450	7 $\frac{1}{2}$ 1,494		
Salary range, \$1,140 to \$1,500; average, \$1,320--					
Underclerks.....	10 $\frac{1}{2}$ 1,280	9 1,211	8 $\frac{1}{2}$ 1,140		
Storehouse clerk.....		1 1,200	$\frac{1}{2}$ 1,140		
Telephone operators.....	2 1,230	2 1,230	5 $\frac{1}{2}$ 1,140		
Timekeeper.....			$\frac{1}{2}$ 1,260		
Salary range, \$600 to \$780; average, \$690--					
Charwomen.....		$\frac{1}{2}$ 600	$\frac{1}{2}$ 699		
Junior messenger.....	1 750	1 750	1 750		
Temporary employees, not classified--					
Consulting engineers and specialists.....	12	12	11		
Total average number of classified employees.....	419	489 $\frac{1}{2}$	514 $\frac{1}{2}$		
Total salaries, field service.....	1,017,295	1,146,393	1,176,942		
The difference between 1927 and 1926 is due to--					
Decrease in force.....	\$150,787				
Increase in salaries.....	21,689				
Net decrease.....	129,098				
Total average number of miscellaneous and seasonal employees, field service.....	2,430	3,222	3,610		
Total salaries and wages.....	2,232,860.00	3,420,492.00	3,992,780.06		
Total average number of employees.....	2,849	3,711 $\frac{1}{2}$	4,124 $\frac{1}{2}$		
Total salaries and wages, field service.....	3,250,155.00	4,569,885.00	5,169,722.06		
Deduct expenditures for personal services included in objects named below.....	1,250,155.00	2,179,078.00	2,970,878.58		
Net salaries and wages, field service.....	2,000,000.00	2,390,807.00	2,198,843.48		
01 Total personal services.....	2,130,000.00	2,501,000.00	2,298,864.48		
Supplies and materials:					
0200 Stationery and office supplies.....	18,000.00	20,000.00	15,293.58		
0210 Medical and hospital supplies.....	10,000.00	10,000.00	10,473.64		
0220 Scientific and educational supplies.....	1,000.00	1,000.00	1,032.78		
0230 Fuel.....	150,000.00	200,000.00	249,886.25		
0250 Forage and other supplies for animals.....	10,000.00	12,500.00	12,563.27		
0260 Provisions.....	50,000.00	110,000.00	116,917.68		
0270 Explosives.....	2,000.00	2,000.00	2,152.68		
0280 Sundry supplies.....	500,000.00	700,000.00	852,173.23		
0290 Materials.....	75,000.00	100,000.00	104,828.07		
02 Total supplies and materials.....	816,000.00	1,155,500.00	1,365,331.18		
03 Subsistence and support of persons (service).....	4,000.00	5,000.00	4,419.52		
04 Subsistence and support of animals.....	2,000.00	2,500.00	2,801.63		
Communication service:					
0500 Telegraph service.....	4,000.00	5,000.00	4,104.86		
0510 Telephone service.....	27,500.00	30,000.00	28,684.90		
0520 Other communication service.....	500.00	500.00	331.14		
05 Total communication service.....	32,000.00	35,500.00	33,120.90		
06 Travel expense.....	125,000.00	130,000.00	144,164.68		
07 Transportation of things (service).....	360,000.00	500,000.00	458,844.88		
Printing and binding, engraving, lithographing, photographing, and type-writer service:					
0800 Printing and binding.....	30,000.00	25,000.00	26,455.00		
0810 Lithographing, engraving, etc.....	500.00	500.00			
0820 Stenographic work, etc. (job work).....	500.00	500.00	64.70		
0830 Photographing and making photographic prints.....	5,000.00	6,000.00	4,639.72		
08 Total printing and binding, etc.....	36,000.00	32,000.00	31,159.42		
09 Advertising and publication of notices (service).....	5,000.00	5,000.00	289.70		
10 Furnishing of heat, light, power, etc.....	40,000.00	50,000.00	80,505.34		
Rents:					
1100 Rents of buildings and structures.....	15,000.00	15,000.00	14,876.22		
1110 Other rents.....	5,000.00	5,000.00	4,809.26		
11 Total rents.....	20,000.00	20,000.00	19,684.45		
12 Repairs and alterations.....	1,340,000.00	1,300,000.00	1,279,701.17		
13 Special and miscellaneous current expenses.....	40,000.00	50,000.00	52,347.30		

¹ \$25 to \$50 per day.² \$20.83 per day.

Estimates of appropriations required for the service of the fiscal year ending June 30, 1927—Continued

General object (title of appropriation), date of acts, references to Statutes at Large, or to Revised Statutes, and estimated amount required for each detailed object				Total amount to be appropriated under each head of appropriation	Amount appropriated for the fiscal year ending June 30, 1926
<i>Reclamation Fund, Special Fund—Continued.</i>					
	Estimated expenditures, 1927 appropriation	Estimated expenditures, 1926 appropriation	Expended and obligated, 1925		
Equipment:					
3000 Passenger-carrying vehicles.....	\$45,000.00	\$40,000.00	\$30,629.11		
3010 Furniture, furnishings, and fixtures.....	10,000.00	15,000.00	14,026.33		
3020 Educational, scientific, and recreational equipment.....	3,000.00	2,500.00	1,880.13		
3040 Livestock.....	2,000.00	1,000.00			
3050 Other equipment.....	150,000.00	150,000.00	100,403.76		
30 Total equipment.....	210,000.00	208,500.00	146,939.33		
31 Lands and interests in lands.....	475,000.00	985,000.00	1,308,362.06		
32 Other structures.....	5,000,000.00	5,000,000.00	3,035,712.90		
33 Stores purchased for resale.....	20,000.00	20,000.00	20,636.32		
Refunds, awards, and indemnities:					
5320 Refunds on account of adjustments not specified.....	14,000.00	20,000.00	10,733.26		
5330 Miscellaneous refunds.....	1,000.00	1,000.00			
5350 Indemnities not specified.....	5,000.00	5,000.00	3,550.65		
53 Total refunds, awards, and indemnities.....	20,000.00	26,000.00	14,283.91		
Total from reclamation fund.....	10,675,000.00	12,025,000.00	10,297,170.12		
Reconciliation:					
Classification by objects of expenditure, fiscal year 1926—					
Appropriations available during fiscal year 1926—					
Act of Mar. 3, 1925 (43 Stat. 1165-1172)—					
Amount specified in act.....				9,999,000.00	
Estimated unexpended balances reappropriated.....				3,314,000.00	
Act of Mar. 4, 1921 (41 Stat. 1367) contributed funds.....				1,500,000.00	
Total available.....				14,813,000.00	
Estimated amount of unexpended balances proposed for reappropriation, fiscal year 1927.....				2,788,000.00	
Probable expenditures.....				12,025,000.00	
Appropriations available during fiscal year 1927—					
Amount specified in proposed legislation.....				6,387,000.00	
Estimated amount of unexpended balance proposed for reappropriation for the fiscal year 1927.....				2,788,000.00	
Act of Mar. 4, 1921 (41 Stat. 1367), contributed funds.....				1,500,000.00	
Probable expenditures chargeable to fiscal year 1927.....				10,675,000.00	
Investigations of Arid, Semiarid, Swamp, and Cut-over Timberlands:					
For investigations to be made by the Secretary of the Interior through the Bureau of Reclamation to obtain necessary information to determine how arid and semiarid, swamp, and cut-over timberlands in any of the States of the United States may be best developed, as authorized by subsection R, section 4, second deficiency act, fiscal year 1924, approved December 5, 1924 (Forty-third Statutes, page 704), expenditures hereunder to be made in accordance with the provisions applicable to appropriations made for the fiscal year 1927 from the reclamation fund, act of June 17, 1902 (Thirty-second Statutes, page 388), there is appropriated, out of any moneys in the Treasury not otherwise appropriated.....				\$15,000.00	
	Estimated expenditures, 1927 appropriation				
Field service:					
Salaries and wages—					
Salary range, \$3,000 to \$3,600; average, \$3,300—					
Associate engineer.....				Average—	
				No. Salary	
				★ \$3,300	
Salary range, \$2,700 to \$3,300; average, \$3,000—					
Chief of field party.....				★ 3,000	
Salary range, \$2,400 to \$3,000; average, \$2,700—					
Instrument man.....				★ 2,600	
Salary range, \$1,680 to \$2,040; average, \$1,860—					
Chainman.....				1 1,800	
Salary range, \$1,320 to \$1,680; average, \$1,500—					
Rodman.....				★ 1,500	
Total average number of employees.....				3	
01 Total personal services.....				7,000	

Estimates of appropriations required for the service of the fiscal year ending June 30, 1927—Continued

General object (title of appropriation), date of acts, references to Statutes at Large, or to Revised Statutes, and estimated amount required for each detailed object		Total amount to be appropriated under each head of appropriation	Amount appropriated for the fiscal year ending June 30, 1926
<i>Investigations of Arid, Semiarid, Swamp, and Cut-over Timberlands.—Continued.</i>			
	Estimated expenditures, 1927 appropriation		
Supplies and materials:			
0200 Stationery and office supplies.....	\$200		
0220 Scientific and educational supplies.....	100		
0230 Fuel.....	100		
0280 Sundry supplies.....	400		
02 Total supplies and materials.....	800		
Communication service:			
0500 Telegraph service.....	40		
0510 Telephone service.....	50		
0520 Other communication service.....	10		
05 Total communication service.....	100		
06 Total travel expense.....	2,500		
07 Transportation of things (service).....	200		
08 Photographing and photographs and prints.....	500		
10 Furnishing of heat, light, and power.....	100		
11 Rent of buildings and structures.....	300		
13 Special and miscellaneous current expenses.....	500		
Equipment:			
3000 Passenger-carrying vehicles.....	1,500		
3010 Furniture, furnishings, and fixtures.....	100		
3020 Educational, scientific, and recreational equipment.....	1,200		
3030 Other equipment.....	200		
30 Total equipment.....	3,000		
Total.....	15,000		
<p><i>For the share of the Government of the United States of the costs of operating and maintaining the Colorado River front work and levee system adjacent to the Yuma Federal irrigation project in Arizona and California, as authorized by the act entitled "An act authorizing the construction, repair, and preservation of certain public works on rivers and harbors, and for other purposes," approved March 3, 1925 (Forty-third Statutes, page eleven hundred and eighty-six), \$35,000, or so much thereof as may be necessary, to be transferred to the reclamation fund, special fund, created by the act of June 17, 1902 (Thirty-second Statutes, page three hundred and eighty-eight), and to be expended under the direction of the Secretary of the Interior in accordance with the provisions applicable to appropriations made for the fiscal year 1927 from the reclamation fund.....</i></p>		\$35,000.00	
	Estimated expenditures, 1927 appropriation		
13 Special and miscellaneous expenses.....	\$35,000		
<p>【Sec. 17. * * *. Fifty per centum of the charges arising from licenses hereunder for the occupancy and use of public lands, national monuments, national forests, and national parks shall be paid into, reserved, and appropriated as a part of the reclamation fund created by the act of Congress known as the reclamation act, approved June 17, 1902 (act of June 10, 1920, vol. 41, pp. 1072, 1073, sec. 17)】.....</p>			\$8,257.50
Total under Bureau of Reclamation.....		6,437,000.00	10,007,257.50

Estimates of appropriations required for the service of the fiscal year ending June 30, 1927—Continued

General object (title of appropriation), date of acts, references to Statutes at Large, or to Revised Statutes, and estimated amount required for each detailed object				Total amount to be appropriated under each head of appropriation	Amount appropriated for the fiscal year ending June 30, 1926
UNITED STATES GEOLOGICAL SURVEY					
Salaries, Geological Survey— For the Director of the Geological Survey and other personal services in the District of Columbia in accordance with "the classification act of 1923" (acts Jan. 24, 1923, vol. 42, p. 1208; Mar. 3, 1925, vol. 43, p. 1172)-----				\$130,000.00	\$54,760.00
	Estimated expenditures, 1927 appropriation	Estimated expenditures, 1926 appropriation	Expended and obligated, 1925		
Departmental service:					
Salaries—					
Professional and scientific service—					
Grade 6, \$6,000 to \$7,500; average, \$6,750—	Average—	Average—	Average—		
Chief scientist (director)-----	No. Salary	No. Salary	No. Salary		
Grade 5, \$5,200 to \$6,000; average, \$5,600—	1 \$6,500	1 \$6,500	1 \$7,125		
Senior scientist (administrative geologist)-----	1 5,200				
Grade 4, \$3,800 to \$5,000; average, \$4,400—					
Scientists-----		4 4,075	4 3,912		
Engineer-----			1 3,800		
Grade 3, \$3,000 to \$3,600; average, \$3,300—					
Associate engineers-----		2 3,075	1 3,008		
Grade 2, \$2,400 to \$3,000; average, \$2,700—					
Assistant scientist-----		1 2,400	1 2,400		
Assistant engineer-----		1 2,400	1 2,400		
Assistant librarian (librarian)-----	1 2,600	1 2,500	1 2,408		
Grade 1, \$1,800 to \$2,400; average, \$2,111.42—					
Junior librarians-----	2 2,250				
Subprofessional service—					
Grade 8, \$2,400 to \$3,000; average, \$2,700—					
Chief engineering aid-----		1 2,400	1 2,400		
Grade 4, \$1,500 to \$1,800; average, \$1,680—					
Junior library assistant-----	1 1,680				
Grade 3, \$1,320 to \$1,680; average, \$1,500—					
Underlibrary assistant-----	1 1,500				
Grade 2, \$1,140 to \$1,500; average, \$1,320—					
Minor library assistant-----	1 1,440	1 1,440			
Clerical, administrative, and fiscal service—					
Grade 10, \$3,300 to \$3,900; average, \$3,600—					
Junior administrative officer (chief clerk)-----	1 3,450	1 3,288			
Senior editor (editor)-----	1 3,400				
Grade 9, \$3,000 to \$3,600; average, \$3,300—					
Senior administrative assistant-----	1 3,100		1 3,000		
Grade 8, \$2,700 to \$3,300; average, \$3,000—					
Administrative assistants-----	4 2,900				
Grade 6, \$2,100 to \$2,700; average, \$2,400—					
Principal photographer-----		1 2,350	1 2,300		
Principal clerks-----	4 2,300				
Grade 5, \$1,800 to \$2,400; average, \$2,111.42—					
Senior clerks-----	5 2,000				
Grade 4, \$1,680 to \$2,040; average, \$1,860—					
Clerks-----	12 1,800	1 1,680			
Clerk-stenographers-----	2 1,860				
Grade 3, \$1,500 to \$1,800; average, \$1,680—					
Assistant clerks-----	5 1,620	2 1,540	1 1,500		
Assistant clerk-stenographers-----	2 1,680				
Assistant statistical clerk-----			1 1,570		
Grade 2, \$1,320 to \$1,680; average, \$1,500—					
Junior clerks-----	2 1,500		1 1,440		
Junior statistical clerk-----			1 1,440		
Junior clerk-stenographers-----	3 1,500				
Grade 1, \$1,140 to \$1,500; average, \$1,320—					
Underclerks-----	4 1,320	1 1,440	2 1,290		
Underphotographer-----		1 1,140	1 1,140		
Custodial service—					
Grade 4, \$1,140 to \$1,500; average, \$1,320—					
Head messenger-----	1 1,320	1 1,200			
Undermechanics-----	2 1,320				
Grade 3, \$1,020 to \$1,260; average, \$1,140—					
Messengers-----	9 1,140	1 1,110	1 1,020		
Grade 2, \$900 to \$1,140; average, \$1,020—					
Junior laborers-----	2 1,020				
Grade 1, \$600 to \$780; average, \$690—					
Messenger girls-----			2 720		
Total average number of employees-----	68	19 1/4	21 1/4		
Total salaries, departmental service-----	130,000.00	52,868.00	54,625.99		
The difference between 1927 and 1926 is due to—					
Transfers to this appropriation-----	\$108,608				
Transfers from this appropriation-----	32,190				
Net increase-----	76,418				
Increase in salaries-----	7,964				
Total increase-----	84,382				

Estimates of appropriations required for the service of the fiscal year ending June 30, 1927—Continued

General object (title of appropriation), date of acts, references to Statutes at Large, or to Revised Statutes, and estimated amount required for each detailed object

Total amount to be appropriated under each head of appropriation

Amount appropriated for the fiscal year ending June 30, 1926

General Expenses, Geological Survey—

For every expenditure requisite for and incident to the authorized work of the Geological Survey, including personal services in the District of Columbia and in the field, including not to exceed **[\$10,000]** \$18,000 for the purchase and exchange and not to exceed **[\$30,000]** \$50,000 for the hire, maintenance, repair, and operation of motor-propelled and horse-drawn passenger-carrying vehicles for field use only by geologists, topographers, engineers, and land classifiers, and the Geological Survey is authorized to exchange unserviceable and worn-out passenger-carrying and freight-carrying vehicles as part payment for new freight-carrying vehicles, and whenever, during the fiscal year ending June 30, **[1926]** 1927, the Director of the Geological Survey shall find that the expense of travel can be reduced thereby he may authorize the payment of not to exceed three cents per mile for a motor cycle or seven cents per mile for an automobile used for official business, and including not to exceed \$5,000 for necessary traveling expenses of the Director and members of the Geological Survey acting under his direction, for attendance upon meetings of technical, professional, and scientific societies when required in connection with the authorized work of the Geological Survey, to be expended under the regulations from time to time prescribed by the Secretary of the Interior and under the following heads:

For topographic surveys in the various portions of the United States, including lands in national forests **[\$485,000]** \$437,000, of which amount not to exceed **[\$305,900]** \$260,000 may be expended for personal services in the District of Columbia: *Provided*, That no part of this appropriation shall be expended in cooperation with States or municipalities except upon the basis of the State or municipality bearing all of the expense incident thereto in excess of such an amount as is necessary for the Geological Survey to perform its share of standard topographic surveys (*acts Mar. 3, 1879, vol. 20, p. 394; Mar. 3, 1925, vol. 43, p. 1172*)

\$437, 000. 00

\$485, 000. 00

	Estimated expenditures, 1927 appropriation		Estimated expenditures, 1926 appropriation		Expended and obligated, 1925	
Departmental service:						
Salaries—						
Professional and scientific service—						
Grade 5, \$5,200 to \$6,000; average, \$5,600—						
Senior engineers (one chief of branch)	No.	Average—Salary	No.	Average—Salary	No.	Average—Salary
Grade 4, \$3,800 to \$5,000; average, \$4,400—	3	\$5,333	3	\$5,250	1½	\$5,200
Engineers	6½	4,060	6½	3,916	7½	3,811
Scientist			1	4,300	1	4,017
Grade 3, \$3,000 to \$3,600; average, \$3,300—	34½	3,131	36	3,075	34½	3,036
Associate engineers						
Grade 2, \$2,400 to \$3,000; average, \$2,700—	8	2,533	10	2,455	7½	2,400
Assistant engineers						
Grade 1, \$1,860 to \$2,400; average, \$2,111.42—	6	1,944	6	1,907	6½	1,865
Junior engineers						
Subprofessional service—						
Grade 3, \$2,400 to \$3,000; average, \$2,700—						
Chief engineering aids	7	2,550	7	2,477	4½	2,423
Chief engineering draftsmen	3	2,567	3	2,475	3	2,403
Principal laboratory mechanics (one chief of division)	4	2,425	4	2,425	2½	2,510
Grade 6, \$1,860 to \$2,400; average, \$2,111.42—						
Senior engineering draftsmen	3	2,040	3	1,960	3½	1,923
Senior engineering aids	2½	1,930	2½	1,889	2½	1,836
Grade 4, \$1,500 to \$1,860; average, \$1,680—						
Assistant engineering draftsmen	5	1,692	5	1,668	5½	1,595
Assistant field aid	1	1,680	1	1,680	1½	1,526
Assistant laboratory mechanic	1	1,680	1	1,620	1	1,620
Grade 3, \$1,320 to \$1,680; average, \$1,500—						
Junior engineering draftsmen	1	1,620	1	1,530	1½	1,492
Grade 2, \$1,140 to \$1,500; average, \$1,320—						
Under laboratory mechanic					½	1,140
Apprentice engineering aids	1	1,188	1	1,164	2½	1,159
Clerical, administrative, and fiscal service—						
Grade 3, \$3,000 to \$3,600; average, \$3,300—						
Senior administrative assistant			1	3,000	1	2,938
Grade 2, \$2,700 to \$3,300; average, \$3,000—						
Administrative assistants			1½	2,700		
Grade 7, \$2,400 to \$3,000; average, \$2,700—						
Junior administrative assistants	1	2,500	1	2,400	1½	2,460
Grade 5, \$1,860 to \$2,400; average, \$2,111.42—						
Senior clerk-stenographer					½	2,000
Senior clerks			1	2,000	2	1,993
Senior photographer			½	2,000	½	2,000
Grade 4, \$1,680 to \$2,040; average, \$1,860—						
Clerk-stenographers	1½	1,830	1½	1,800	1½	1,675
Clerks	3	1,860	4	1,818	6½	1,738
Grade 3, \$1,500 to \$1,860; average, \$1,680—						
Assistant clerks	2½	1,500	5½	1,566	7½	1,515
Grade 2, \$1,320 to \$1,680; average, \$1,500—						
Junior clerks	1	1,320	2	1,320	2	1,320
Junior clerk-stenographer	1	1,440	1	1,380	½	1,354
Grade 1, \$1,140 to \$1,500; average, \$1,320—						
Underclerk			1	1,440	1	1,440

66010—25†—39

Estimates of appropriations required for the service of the fiscal year ending June 30, 1927—Continued

General object (title of appropriation), date of acts, references to Statutes at Large, or to Revised Statutes, and estimated amount required for each detailed object				Total amount to be appropriated under each head of appropriation	Amount appropriated for the fiscal year ending June 30, 1926
<i>General Expenses, Geological Survey—Continued.</i>					
	Estimated expenditures, 1927 appropriation	Estimated expenditures, 1926 appropriation	Expended and obligated, 1925		
Departmental service—Continued.					
Salaries—Continued.					
Custodial services—	Average—	Average—	Average—		
Grade 7, \$1,680 to \$2,040; average, \$1,860—	No. Salary	No. Salary	No. Salary		
Senior mechanic.....	1 1,860	1 1,800	1 1,710		
Grade 6, \$1,500 to \$1,860; average, \$1,680—					
Mechanic.....	1 1,600	1 1,500	1 1,500		
Grade 4, \$1,140 to \$1,500; average, \$1,320—					
Head messenger.....	1 1,200	1 1,120	1 1,120		
Grade 3, \$1,020 to \$1,260; average, \$1,140—					
Messengers.....	6 1,070	6 1,026	6 1,026		
Grade 2, \$900 to \$1,140; average, \$1,020—					
Junior laborers.....	2 990	2 960	2 960		
Total average number of employees.....	96 1/2	121 1/2	124 1/2		
Total salaries, departmental service.....	\$260,000.00	299,430.00	288,853.38		
The difference between 1927 and 1926 is due to—					
Decrease in force.....	\$45,011				
Increase in salaries.....	5,581				
Net decrease.....	39,430				
Field service:					
Salaries and wages—					
Salary range, \$5,200 to \$6,000; average, \$5,600—					
Senior engineer.....	1 5,200	1 5,200	1 5,200		
Salary range, \$3,800 to \$5,000; average, \$4,400—					
Engineer.....	1 4,200	1 3,900	1 3,800		
Salary range, \$3,000 to \$3,600; average, \$3,300—					
Associate engineers.....	6 3,163	6 3,072	6 3,000		
Salary range, \$2,400 to \$3,000; average, \$2,700—					
Assistant engineers.....	2 2,512	2 2,450	3 2,400		
Junior administrative assistant.....	1 2,500	1 2,400	1 2,400		
Chief engineering field assistants.....	2 2,620	2 2,473	2 2,400		
Salary range, \$1,860 to \$2,400; average, \$2,100—					
Junior engineers.....	2 1,984	2 1,906	1 1,860		
Senior clerk.....	1 2,100	1 1,960	1 1,860		
Senior engineering field assistants.....	2 1,960	2 1,920	2 1,892		
Salary range, \$1,680 to \$2,040; average, \$1,860—					
Clerk.....	1 1,740	1 1,740	1 1,740		
Salary range, \$1,320 to \$1,680; average, \$1,500—					
Junior clerk.....	1 1,500	1 1,440	1 1,440		
Salary range, \$1,140 to \$1,500; average, \$1,320—					
Apprentice engineering field assistants.....	4 1,228	4 1,197	4 1,181		
Salary range, \$600 to \$780; average, \$690—					
Junior messenger.....	1 720	1 720	1 720		
Total average number of permanent field employees.....	24 1/2	24 1/2	25 1/2		
Total permanent salaries, field service.....	58,941.00	57,123.00	58,931.74		
Total temporary field assistants (employed locally).....	45	45	45		
Total wages, temporary field assistants.....	53,000.00	53,000.00	53,904.76		
Total average number of employees, field service.....	69 1/2	69 1/2	70 1/2		
Total salaries and wages, field service.....	111,941.00	110,123.00	112,836.49		
The difference between 1927 and 1926 is due to increase in salaries, \$1,818.					
01 Total personal services.....	371,941.00	409,553.00	401,689.87		
Supplies and materials:					
0200 Stationery and office supplies.....	1,307.00	1,260.00	2,334.53		
0220 Scientific and educational supplies.....	185.00	180.00	333.60		
0280 Sundry supplies.....	1,383.00	1,333.00	2,476.22		
02 Total supplies and materials.....	2,875.00	2,773.00	5,138.35		
04 Subsistence and care of animals, and storage and care of vehicles.....	809.00	780.00	1,440.10		
Communication service:					
0500 Telegraph service.....	335.00	323.00	599.60		
0510 Telephone service.....	74.00	72.00	133.80		
0520 Other communication service.....	7.00	7.00	13.75		
05 Total communication service.....	416.00	402.00	747.15		
16 Travel expenses.....	37,355.00	38,542.00	72,509.63		
07 Transportation of things (service).....	14,600.00	14,079.00	26,072.89		
Printing and binding:					
0810 Lithographing, engraving, and engrossing.....	706.00	680.00	1,260.18		
0820 Stenographic work, typewriting, and duplicating work, etc. (job work).....	7.00	7.00	13.30		
0830 Photographing and making photographs and prints.....	454.00	437.00	810.29		
08 Total printing and binding.....	1,167.00	1,124.00	2,083.77		
11 Rents.....	6.00	5.00	10.00		
12 Repairs and alterations.....	13.00	14.00	25.14		
13 Special and miscellaneous current expenses.....	5,189.00	5,004.00	9,266.06		

Estimates of appropriations required for the service of the fiscal year ending June 30, 1927—Continued

General object (title of appropriation), date of acts, references to Statutes at Large, or to Revised Statutes, and estimated amount required for each detailed object				Total amount to be appropriated under each head of appropriation	Amount appropriated for the fiscal year ending June 30, 1926
<i>General Expenses, Geological Survey—Continued.</i>					
	Estimated expenditures, 1927 appropriation	Estimated expenditures, 1926 appropriation	Expended and obligated, 1925		
Equipment:					
3000 Purchase of passenger-carrying vehicles.....	\$1,500.00	\$2,000.00	\$1,885.00		
3010 Furniture, furnishings, and fixtures.....	399.00	384.00	712.63		
3020 Educational, scientific, and recreational equipment.....	600.00	578.00	1,071.91		
3040 Livestock.....	52.00	45.00	93.00		
3060 Other equipment.....	10,077.00	9,717.00	17,994.69		
30 Total equipment.....	12,628.00	12,724.00	21,767.23		
Reserve.....		10,000.00			
Total.....	447,000.00	485,000.00	540,754.11		
Less estimated repayments.....	10,000.00	10,000.00	41,773.90		
Net expenditures.....	437,000.00	485,000.00	498,980.21		
For geologic surveys in the various portions of the United States and chemical and physical researches relative thereto, [\$325,000] \$348,000 , of which amount not to exceed \$11,840 may be used for work in volcanology in the Hawaiian Islands and not to exceed [\$272,700] \$263,000 may be expended for personal services in the District of Columbia (acts Mar. 3, 1879, vol. 20, p. 394; Mar. 3, 1925, vol. 43, p. 1172).....				\$348,000.00	\$325,000.00
	Estimated expenditures, 1927 appropriation	Estimated expenditures, 1926 appropriation	Expended and obligated, 1925		
Departmental service:					
Salaries—					
Professional and scientific service—	Average—	Average—	Average—		
Grade 5, \$5,200 to \$6,000; average, \$5,600—	No. Salary	No. Salary	No. Salary		
Senior scientists (one chief of branch).....	5 \$5,220				
Grade 4, \$3,800 to \$5,000; average, \$4,400—					
Scientists.....	27 1/4 4,057				
Grade 3, \$3,000 to \$3,600; average, \$3,300—					
Associate scientists.....	13 1/4 3,122				
Grade 2, \$2,400 to \$3,000; average, \$2,700—					
Assistant scientists.....	3 1/4 2,528				
Grade 1, \$1,800 to \$2,400; average, \$2,111.42—					
Junior scientists.....	2 2,050				
Subprofessional service—					
Grade 8, \$2,400 to \$3,000; average, \$2,700—					
Chief scientific illustrators.....	4 2,475				
Grade 5, \$1,680 to \$2,040; average, \$1,860—					
Library assistant.....	1 1,690				
Aid in geology.....	1 1,740				
Grade 4, \$1,500 to \$1,860; average, \$1,680—					
Assistant laboratory mechanics.....	3 1,720				
Grade 3, \$1,320 to \$1,680; average, \$1,500—					
Junior laboratory mechanic.....	1 1,620				
Grade 2, \$1,140 to \$1,500; average, \$1,320—					
Under scientific helper.....	1 1,320				
Grade 1, \$900 to \$1,260; average, \$1,080—					
Minor laboratory mechanic.....	1 1,020				
Clerical, administrative, and fiscal service—					
Grade 7, \$2,400 to \$3,000; average, \$2,700—					
Junior administrative assistant.....	1 2,500				
Grade 6, \$2,100 to \$2,700; average, \$2,400—					
Principal clerks.....	4 2,260				
Grade 5, \$1,860 to \$2,400; average, \$2,111.42—					
Senior clerks.....	4 2,100				
Grade 4, \$1,680 to \$2,040; average, \$1,860—					
Clerk-stenographers.....	5 1,860				
Clerks.....	2 1,830				
Grade 3, \$1,500 to \$1,860; average, \$1,680—					
Assistant clerk-stenographers.....	6 1,646				
Assistant clerk.....	1 1,620				
Grade 2, \$1,320 to \$1,680; average, \$1,500—					
Junior clerk-stenographer.....	1 1,590				
Junior clerk.....	1 1,440				
Total average number of employees.....	88 1/4				
Total salaries, departmental service.....	262,965				
The difference between 1927 and 1926 is due to—					
Decrease in force.....	\$7,298				
Transfer to field.....	2,600				
Increase in salaries.....	2,723				
Net decrease.....	7,175				

Estimates of appropriations required for the service of the fiscal year ending June 30, 1927—Continued

General object (title of appropriation), date of acts, references to Statutes at Large, or to Revised Statutes, and estimated amount required for each detailed object				Total amount to be appropriated under each head of appropriation	Amount appropriated for the fiscal year ending June 30, 1926
<i>General Expenses, Geological Survey—Continued.</i>					
	Estimated expenditures, 1927 appropriation	Estimated expenditures, 1926 appropriation	Expended and obligated, 1925		
Field service:					
Salaries and wages—					
Salary range, \$5,200 to \$6,000; average, \$5,600—					
Senior scientist.....	Average— No. Salary	Average— No. Salary	Average— No. Salary		
Salary range, \$3,800 to \$5,000; average, \$4,400—	1 \$5,200				
Scientists.....	2 3,975				
Salary range, \$3,000 to \$3,600; average, \$3,300—	2 3,000				
Associate scientists.....	2 2,550				
Salary range, \$2,400 to \$3,000; average, \$2,700—	2 2,550				
Assistant scientists.....	1 1,860				
Salary range, \$1,860 to \$2,400; average, \$2,100—	1 1,860				
Junior scientist.....	1 1,560				
Salary range, \$1,500 to \$1,860; average, \$1,680—					
Assistant clerk-stenographer.....					
Total average number of permanent employees.....	8½				
Total permanent salaries, field service.....	27,360				
Total temporary field assistants (employed locally).....	16				
Total wages, temporary field assistants.....	5,000				
Total average number of employees, field service.....	24½				
Total salaries and wages, field service.....	32,360				
The difference between 1927 and 1926 is due to—					
Increase in salaries.....	\$100				
Transfer from departmental service.....	2,600				
Net increase.....	2,700				
01 Total personal services.....	295,345				
Supplies and materials:					
0200 Stationery and office supplies.....	700				
0220 Scientific and educational supplies.....	2,800				
0280 Sundry supplies.....	1,300				
02 Total supplies and materials.....	4,800				
04 Subsistence and care of animals, and storage and care of vehicles.....	500				
Communication service:					
0500 Telegraph service.....	180				
0510 Telephone service.....	15				
0520 Other communication service.....	1				
05 Total communication service.....	196				
06 Travel expenses.....	25,469				
07 Transportation of things (service).....	4,700				
Printing and binding:					
0810 Lithographing, engraving, and engrossing.....	1,520				
0820 Stenographic work, typewriting, and duplicating work, etc. (job work).....	10				
0830 Photographing and making photographs and prints.....	4,300				
08 Total printing and binding.....	5,830				
11 Rents.....	10				
12 Repairs and alterations.....	50				
13 Special and miscellaneous current expenses.....	4,800				
Equipment:					
3000 Purchase of passenger-carrying vehicles.....	2,000				
3010 Furniture, furnishings, and fixtures.....	300				
3020 Educational, scientific, and recreational equipment.....	3,000				
3050 Other equipment.....	1,000				
30 Total equipment.....	6,300				
Total.....	348,000				
Departmental service:					
Salaries—					
Professional and scientific service—					
Grade 5, \$5,200 to \$6,000; average, \$5,600—					
Senior scientists (1 chief of branch).....	5 \$5,200	4½ \$5,200			
Grade 4, \$3,800 to \$5,000; average, \$4,400—					
Scientists.....	20½ 4,067	24½ 3,968			
Grade 3, \$3,000 to \$3,600; average, \$3,300—					
Associate scientists.....	12½ 3,063	13½ 3,034			
Grade 2, \$2,400 to \$3,000; average, \$2,700—					
Assistant scientists.....	1½ 2,667	3½ 2,574			
Grade 1, \$1,860 to \$2,400; average, \$2,111.42—					
Junior scientists.....	1 1,960	2 1,970			
Junior librarians.....	2 2,100	2 2,018			

Estimates of appropriations required for the service of the fiscal year ending June 30, 1927—Continued

General object (title of appropriation), date of acts, references to Statutes at Large, or to Revised Statutes, and estimated amount required for each detailed object	Estimated expenditures, 1927 appropriation		Estimated expenditures, 1926 appropriation		Expended and obligated, 1925	Total amount to be appropriated under each head of appropriation	Amount appropriated for the fiscal year ending June 30, 1926
General Expenses, Geological Survey—Continued.							
Departmental service—Continued.							
Salaries—Continued.							
Subprofessional service—	Average—		Average—		Average—		
Grade 8, \$2,400 to \$3,000; average, \$2,700—	No.	Salary	No.	Salary	No.	Salary	
Chief scientific illustrators.....	2	\$2,500	2	\$2,500	2	\$2,419	
Grade 7, \$2,100 to \$2,700; average, \$2,400—							
Principal scientific illustrators.....	2	2,200	1	2,105	1	2,105	
Grade 6, \$1,860 to \$2,400; average, \$2,111.42—							
Senior scientific illustrator.....	1	2,100	1	2,050	1	2,050	
Grade 5, \$1,680 to \$2,040; average, \$1,860—							
Library assistant.....	1	1,680	1	1,632	1	1,632	
Aid in geology.....	1	1,710	1	1,680	1	1,680	
Grade 4, \$1,500 to \$1,860; average, \$1,680—							
Assistant laboratory mechanics.....	3	1,695	3	1,627	3	1,627	
Grade 3, \$1,320 to \$1,680; average, \$1,500—							
Under library assistant.....	1	1,500	1	1,445	1	1,445	
Grade 2, \$1,140 to \$1,500; average, \$1,320—							
Minor library assistant.....	1	1,440	1	1,140	1	1,140	
Under scientific helper.....	1	1,230	1	1,145	1	1,145	
Clerical, administrative, and fiscal service—							
Grade 10, \$3,300 to \$3,900; average, \$3,600—							
Senior editor.....	1	3,300	1	3,300	1	3,300	
Grade 8, \$2,700 to \$3,300; average, \$3,000—							
Associate editor.....	1	3,000	1	2,908	1	2,908	
Grade 7, \$2,400 to \$3,000; average, \$2,700—							
Junior administrative assistant.....	1	2,400	1	2,400	1	2,400	
Grade 6, \$2,100 to \$2,700; average, \$2,400—							
Principal clerks.....	6	2,222	4	2,179	4	2,179	
Grade 5, \$1,860 to \$2,400; average, \$2,111.42—							
Senior clerks.....	4	2,088	6	1,999	6	1,999	
Grade 4, \$1,680 to \$2,040; average, \$1,860—							
Clerk-stenographers.....	4	1,776	4	1,744	4	1,744	
Clerks.....	2	1,830	2	1,803	2	1,803	
Grade 3, \$1,500 to \$1,860; average, \$1,680—							
Assistant clerk stenographers.....	7	1,580	6	1,565	6	1,565	
Assistant clerk.....	1	1,620	1	1,620	1	1,620	
Grade 2, \$1,320 to \$1,680; average, \$1,500—							
Junior clerk-stenographer.....	1	1,530	1	1,445	1	1,445	
Junior clerk.....	1	1,440	1	1,421	1	1,421	
Custodial service—							
Grade 10, \$2,400 to \$3,000; average, \$2,700—							
Chief mechanical superintendent.....					1	2,800	
Grade 4, \$1,140 to \$1,500; average, \$1,320—							
Senior laborers.....	2	1,203	2	1,203	2	1,203	
Grade 2, \$900 to \$1,140; average, \$1,020—							
Junior laborer.....	1	900	1	900	1	900	
Total average number of employees.....			85		96		
Total salaries, departmental service.....			237	101.00	263	782.06	
The difference between 1927 and 1926 is due to—							
Increase in force in professional grades.....							\$5,542
Increase in salaries.....							1,987
Net increase.....	7,529						
Field service:							
Salaries and wages—							
Salary range, \$5,200 to \$6,000; average, \$5,600—							
Senior scientist.....	1	5,200	1	5,200	1	5,200	
Salary range, \$3,800 to \$5,000; average, \$4,400—							
Scientists.....	2	3,975	2	4,028	2	4,028	
Salary range, \$3,000 to \$3,600; average, \$3,300—							
Associate scientists.....	2	3,000	1	3,104	1	3,104	
Salary range, \$2,400 to \$3,000; average, \$2,700—							
Assistant scientists.....	1	2,400	1	2,400	1	2,400	
Salary range, \$1,860 to \$2,400; average, \$2,100—							
Junior scientist.....	1	1,860	1	1,860	1	1,860	
Salary range, \$1,500 to \$1,860; average, \$1,680—							
Assistant clerk stenographer.....	1	1,560	1	1,560	1	1,560	
Total average number of permanent employees.....			7		7		
Total permanent salaries, field service.....			24	660.00	23	701.04	
Total temporary field assistants (employed locally).....			16		16		
Total wages, temporary field assistants.....			5,000.00		5,107.13		
Total average number of employees, field service.....			23		23		
Total salaries and wages, field service.....			29	660.00	28	806.17	
The difference between 1927 and 1926 is due to increase in salaries, \$100.							
01 Total personal services.....			266	761.00	292	590.23	
Supplies and materials:							
0200 Stationery and office supplies.....			600.00		606.19		
0220 Scientific and educational supplies.....			1,000.00		935.36		
0280 Sundry supplies.....			1,250.00		1,344.78		
02 Total supplies and materials.....			2,850.00		2,886.33		
04 Subsistence and care of animals, and storage and care of vehicles.....			500.00		699.04		

Estimates of appropriations required for the service of the fiscal year ending June 30, 1927—Continued

General object (title of appropriation), date of acts, references to Statutes at Large, or to Revised Statutes, and estimated amount required for each detailed object				Total amount to be appropriated under each head of appropriation	Amount appropriated for the fiscal year ending June 30, 1926
<i>General Expenses, Geological Survey—Continued.</i>					
	Estimated expenditures, 1927 appropriation	Estimated expenditures, 1926 appropriation	Expended and obligated, 1925		
Communication service:					
0500 Telegraph service.....		\$175.00	\$201.20		
0510 Telephone service.....		10.00	13.23		
0520 Other communication service.....		1.00	.50		
05 Total communication service.....		186.00	214.93		
06 Travel expenses.....		28,733.00	23,031.67		
07 Transportation of things (service).....		4,200.00	3,869.06		
Printing and binding:					
0810 Lithographing, engraving, and engrossing.....		1,500.00	1,566.85		
0820 Stenographic work, typewriting, and duplicating work, etc. (job work).....		10.00	13.50		
0830 Photographing and making photographs and prints.....		4,000.00	4,423.78		
08 Total printing and binding.....		5,510.00	6,004.13		
11 Rents.....		10.00	11.50		
12 Repairs and alterations.....		50.00	57.44		
13 Special and miscellaneous current expenses.....		4,000.00	4,093.69		
Equipment:					
3000 Purchase of passenger-carrying vehicles.....		3,000.00	990.00		
3010 Furniture, furnishings, and fixtures.....		200.00	239.83		
3020 Educational, scientific, and recreational equipment.....		1,500.00	1,823.90		
3050 Other equipment.....		1,000.00	859.23		
30 Total equipment.....		5,700.00	3,912.96		
Reserve.....		6,500.00			
Total.....		325,000.00	334,143.07		
<p>[For chemical and physical researches relating to the geology of the United States, including researches with a view of determining geological conditions favorable to the presence of deposits of potash salts, \$40,000, of which amount not to exceed \$36,000 may be expended for personal services in the District of Columbia.]</p> <p>NOTE.—This item is consolidated with the estimate for geologic surveys, ante.</p>					\$40,000.00
	Estimated expenditures, 1926 appropriation	Expended and obligated, 1925			
Departmental service:					
Salaries—					
Professional and scientific service—					
Grade 5, \$5,200 to \$6,000; average, \$5,600—					
Senior scientist.....	Average— No. Salary	Average— No. Salary			
Grade 4, \$3,800 to \$5,000; average, \$4,400—					
Scientists.....	3 \$3,933	3 3,811			
Grade 3, \$3,000 to \$3,600; average, \$3,300—					
Associate scientist.....	1 3,000	1 3,000			
Grade 2, \$2,400 to \$3,000; average, \$2,700—					
Assistant scientists.....	4 2,450	3½ 2,388			
Grade 1, \$1,860 to \$2,400; average, \$2,111.42—					
Junior scientists.....	1 1,860	1½ 1,860			
Subprofessional service—					
Grade 3, \$1,320 to \$1,680; average, \$1,500—					
Junior laboratory mechanic.....	1 1,590	1 1,560			
Grade 1, \$900 to \$1,260; average, \$1,080—					
Minor laboratory mechanic.....	1 990	1 960			
Clerical, administrative, and fiscal service—					
Grade 4, \$1,680 to \$2,040; average, \$1,860—					
Clerk-tenographer.....	1 1,950	1 1,965			
Clerk.....	1 2,040	1 1,955			
Grade 1, \$1,140 to \$1,506; average, \$1,320—					
Underoperator, office devices.....		½ 1,440			
Total average number of employees.....	13	13½			
Total salaries, departmental service.....	33,059.00	34,882.85			
The difference between 1927 and 1926 is due to—					
Adjustment between this and salaries appropriation.....	\$1,960				
Increase in salaries.....	961				
Increase.....	2,911				
Transfer to field.....	2,600				
Net increase.....	311				
The difference between 1927 and 1926 is due to transfer from departmental service, \$2,600.					
01 Total personal services.....	33,059.00	34,882.85			

Estimates of appropriations required for the service of the fiscal year ending June 30, 1927—Continued

General object (title of appropriation), date of acts, references to Statutes at Large, or to Revised Statutes, and estimated amount required for each detailed object

Total amount to be appropriated under each head of appropriation

Amount appropriated for the fiscal year ending June 30, 1926

General Expenses, Geological Survey—Continued.

	Estimated expenditures, 1926 appropriation	Expended and obligated, 1926
Supplies and materials:		
0200 Stationery and office supplies.....	\$70.00	\$61.30
0220 Scientific and educational supplies.....	1,800.00	1,499.68
0280 Sundry supplies.....	50.00	39.31
02 Total supplies and materials.....	1,920.00	1,600.29
Communication service:		
0500 Telegraph service.....	5.00	2.90
0510 Telephone service.....	5.00	2.90
05 Total communication service.....	10.00	5.80
06 Travel expenses.....	1,200.00	978.82
07 Transportation of things (service).....	700.00	642.69
Printing and binding:		
0810 Lithographing, engraving, and engrossing.....	21.00	16.48
0830 Photographing and making photographs and prints (job work).....	350.00	225.65
08 Total printing and binding.....	371.00	242.13
13 Special and miscellaneous current expenses.....	900.00	697.19
Equipment:		
3010 Furniture, furnishings, and fixtures.....	40.00	25.00
3020 Educational, scientific, and recreational equipment.....	1,000.00	898.27
30 Total equipment.....	1,040.00	923.27
Reserve.....	800.00	
Total.....	40,000.00	39,873.04

For continuation of the investigations of the mineral resources of Alaska, **[\$72,000]** \$63,000, to be available immediately, of which amount not to exceed **[\$47,400]** \$40,000 may be expended for personal services in the District of Columbia (acts Mar. 3, 1879, vol. 20, p. 394; Mar. 3, 1925, vol. 43, p. 1172).....

\$63,000.00

\$72,000.00

	Estimated expenditures, 1927 appropriation	Estimated expenditures, 1926 appropriation	Expended and obligated, 1925
Departmental service:			
Salaries—			
Professional and scientific service—			
Grade 5, \$5,200 to \$6,000; average, \$5,600—	Average—	Average—	Average—
Senior scientists (chiefs of branch).....	No. 2 Salary \$5,300	No. 2 Salary \$5,250	No. 1 Salary \$5,200
Grade 4, \$3,800 to \$5,000; average, \$4,400—			
Scientists.....	2 4,100	2 4,000	2 3,962
Engineer.....	1 4,300	1 4,300	1 4,020
Grade 3, \$3,000 to \$3,600; average, \$3,300—			
Associate scientist.....	1 3,000	1 3,000	1 3,000
Associate engineer.....	1 3,000	1 3,000	1 3,077
Grade 2, \$2,400 to \$3,000; average, \$2,700—			
Assistant scientist.....	1 2,700	1 2,700	1 2,400
Assistant engineer.....			1 2,700
Grade 1, \$1,860 to \$2,400; average, \$2,111.42—			
Junior scientist.....			1 1,860
Subprofessional service—			
Grade 8, \$2,400 to \$3,000; average, \$2,700—			
Chief scientific illustrator.....	1 2,400	1 2,400	1 2,400
Clerical, administrative, and fiscal service—			
Grade 8, \$2,700 to \$3,300; average, \$3,000—			
Administrative assistant.....		1 3,050	1 3,000
Grade 7, \$2,400 to \$3,000; average, \$2,700—			
Junior administrative assistant.....	1 2,500	1 2,500	1 2,411
Grade 4, \$1,680 to \$2,040; average, \$1,860—			
Clerk.....	1 1,800	1 1,770	1 1,740
Grade 3, \$1,500 to \$1,860; average, \$1,680—			
Assistant clerk-stenographer.....	1 1,500	1 1,500	
Grade 2, \$1,320 to \$1,680; average, \$1,500—			
Junior typist.....			1 1,320
Junior operators, office devices.....			2 1,355
Grade 1, \$1,140 to \$1,500; average, \$1,320—			
Underoperators, office devices.....			2 1,129
Total average number of employees.....	12	11 1/2	14 1/2
Total salaries, departmental service.....	40,000.00	38,049.00	36,776.86
The difference between 1927 and 1926 is due to—			
Increase in personnel.....	\$1,621		
Increase in salaries.....	330		
Net increase.....	1,951		

Estimates of appropriations required for the service of the fiscal year ending June 30, 1927—Continued

General object (title of appropriation), date of acts, references to Statutes at Large, or to Revised Statutes, and estimated amount required for each detailed object

Total amount to be appropriated under each head of appropriation

Amount appropriated for the fiscal year ending June 30, 1926

General Expenses, Geological Survey—Continued.

	Estimated expenditures, 1927 appropriation	Estimated expenditures, 1926 appropriation	Expended and obligated, 1926
Field service:			
Salaries and wages—			
Salary range, \$3,800 to \$5,000; average, \$4,400—	Average—	Average—	Average—
Geologist.....	No. Salary	No. Salary	No. Salary
Salary range, \$3,000 to \$3,600; average, \$3,300—			
Associate scientists.....	1½ 3,300	2 3,100	½ 3,000
Salary range, \$2,400 to \$3,000; average, \$2,700—			
Assistant scientist.....		½ 2,400	
Salary range, \$1,860 to \$2,400; average, \$2,111.42—			
Junior scientist.....			½ 1,860
Total average number of permanent employees.....	1½	2½	½
Total salaries, field service.....	3,575.00	8,350.00	897.67
Total temporary field assistants (employed locally).....	14	14	16
Total wages.....	6,100.00	6,600.00	7,614.19
Total average number of employees.....	15½	16½	16½
Total salaries and wages, field service.....	9,675.00	14,950.00	8,511.86
The difference between 1927 and 1926 is due to—			
Decrease in force.....	\$4,992		
Decrease in salaries.....	283		
Net decrease.....	5,275		
01 Total personal services.....	49,675.00	52,909.00	45,288.72
Supplies and materials:			
0200 Stationery and office supplies.....	100.00	200.00	212.24
0220 Scientific and educational supplies.....	50.00	50.00	83.38
0280 Sundry supplies.....	100.00	150.00	163.18
02 Total supplies and materials.....	250.00	400.00	458.80
05 Telegraph service.....	60.00	65.00	95.01
06 Travel expenses.....	8,600.00	12,171.00	8,908.57
07 Transportation of things (service).....	2,500.00	2,500.00	2,634.05
Printing and binding:			
0810 Lithographing, engraving, and engrossing.....	50.00	50.00	86.73
0830 Photographing and making photographs and prints.....	300.00	400.00	7,445.97
08 Total printing and binding.....	350.00	450.00	7,532.70
11 Rents.....	5.00	5.00	5.00
12 Repairs and alterations.....	10.00	10.00	16.16
13 Special and miscellaneous current expenses.....	50.00	50.00	829.63
Equipment:			
3010 Furniture, furnishings, and fixtures.....	500.00	750.00	992.82
3020 Educational, scientific, and recreational equipment.....	250.00	300.00	335.81
3040 Livestock.....	700.00	750.00	792.00
3050 Other equipment.....	50.00	50.00	82.73
30 Total equipment.....	1,500.00	1,850.00	2,203.36
Reserve.....		1,500.00	
Total.....	63,000.00	72,000.00	67,972.00

For gauging streams and determining the water supply of the United States, the investigation of underground currents and artesian wells, and the preparation of reports upon the best methods of utilizing the water resources [165,000] \$151,000, of which amount not to exceed [71,730] \$61,000 may be expended for personal services in the District of Columbia, and of which \$25,000 may be used to test the existence of artesian and other underground water supplies suitable for irrigation in the arid and semiarid regions by boring wells (acts Mar. 3, 1879, vol. 20, p. 394; Mar. 3, 1925, vol. 43, p. 1172)

\$151,000.00

\$165,000.00

	Estimated expenditures, 1927 appropriation	Estimated expenditures, 1926 appropriation	Expended and obligated, 1926
Departmental service:			
Salaries—			
Professional and scientific service—			
Grade 5, \$5,200 to \$6,000; average, \$5,600—	Average—	Average—	Average—
Senior engineers (one chief hydraulic engineer).....	No. Salary	No. Salary	No. Salary
Grade 4, \$3,800 to \$5,000; average, \$4,400—			
Scientists.....	1½ 4,267	1½ 4,167	1½ 3,966
Engineers.....	4 4,100	4 4,050	4 4,000
Grade 2, \$2,400 to \$3,000; average, \$2,700—			
Assistant scientists.....	3½ 2,583	3½ 2,508	4½ 2,400
Assistant engineer.....	1 2,600	1 2,484	½ 2,700
Grade 1, \$1,860 to \$2,400; average, \$2,111.42—			
Junior engineer.....	1 2,100	1 2,000	1½ 1,881

Estimates of appropriations required for the service of the fiscal year ending June 30, 1927—Continued

General object (title of appropriation), date of acts, references to Statutes at Large, or to Revised Statutes, and estimated amount required for each detailed object	Total amount to be appropriated under each head of appropriation		Amount appropriated for the fiscal year ending June 30, 1926
General Expenses, Geological Survey—Continued.			
	Estimated expenditures, 1927 appropriation	Estimated expenditures, 1926 appropriation	Expended and obligated, 1925
Departmental service—Continued.			
Salaries—Continued.			
Clerical, administrative, and fiscal service—			
Grade 9, \$3,000 to \$3,600; average, \$3,300—	Average— No. Salary	Average— No. Salary	Average— No. Salary
Senior administrative assistant			1 \$3,000
Grade 8, \$2,700 to \$3,300; average, \$3,000—			
Administrative assistant		1 \$2,700	1 2,900
Grade 7, \$2,400 to \$3,000; average, \$2,700—			
Junior administrative assistant			1 2,600
Grade 6, \$2,100 to \$2,700; average, \$2,400—			
Principal clerk		1 2,100	1 2,400
Grade 5, \$1,860 to \$2,400; average, \$2,111.42—			
Senior clerks	2 \$2,110	4 2,018	4 2,227
Grade 4, \$1,680 to \$2,040; average, \$1,860—			
Clerk stenographers	3 1,815	3 1,770	3 1,685
Clerks		3 1,752	4 1,717
Head operator, office devices			1 1,720
Grade 3, \$1,500 to \$1,860; average, \$1,680—			
Assistant clerk-stenographer	1 1,650	1 1,628	1 1,437
Assistant clerk		1 1,530	1 1,500
Senior operator, office devices			1 1,620
Grade 2, \$1,320 to \$1,680; average, \$1,500—			
Junior stenographer		1 1,390	1 1,544
Custodial service—			
Grade 3, \$1,020 to \$1,260; average, \$1,140—			
Messenger		1 1,020	1 1,020
Undermechanic	1 1,020	1 1,020	1 1,020
Total average number of employees	20 1/2	28 1/2	31 1/2
Total salaries, departmental service	61,000.00	71,557.00	76,605.64
The difference between 1927 and 1926 is due to—			
Decrease in force	\$11,938		
Increase in salaries	1,381		
Net decrease	10,557		
Field service:			
Salaries and wages—			
Salary range, \$3,800 to \$5,000; average, \$4,400—			
Engineers	9 4,120	9 3,982	11 3,808
Salary range, \$3,000 to \$3,600; average, \$3,300—			
Associate engineers	5 3,119	5 3,082	6 3,000
Salary range, \$2,400 to \$3,000; average, \$2,700—			
Assistant engineers	2 2,500	2 2,467	4 2,400
Salary range, \$1,860 to \$2,400; average, \$2,100—			
Junior engineers	7 2,000	7 1,974	10 1,895
Senior clerk	1 2,060	1 2,060	1 2,060
Salary range, \$1,680 to \$2,040; average, \$1,860—			
Clerk	1 1,800	1 1,740	1 1,680
Salary range, \$1,500 to \$1,860; average, \$1,680—			
Assistant clerks	5 1,620	5 1,560	5 1,500
Total average number of permanent field employees	30 1/2	30 1/2	38 1/2
Total salaries of permanent employees, field service	85,313.00	83,651.00	100,408.94
Total average number of temporary field assistants (locally employed)	90	90	98
Total wages of temporary field assistants	8,500.00	8,500.00	9,589.03
Total average number of employees	120 1/2	120 1/2	136 1/2
Total salaries and wages, field service	93,813.00	92,151.00	109,997.97
The difference between 1927 and 1926 is due to increase in salaries, \$1,662.			
01 Total personal services	154,813.00	163,708.00	186,603.61
Supplies and materials:			
0200 Stationery and office supplies	921.00	819.00	1,462.88
0220 Scientific and educational supplies	143.00	127.00	227.13
0290 Sundry supplies	484.00	430.00	768.07
02 Total supplies and materials	1,548.00	1,376.00	2,458.08
Communication service:			
0500 Telegraph service	122.00	109.00	194.57
0510 Telephone service	250.00	222.00	397.48
0520 Other communication service	5.00	4.00	8.00
05 Total communication service	377.00	335.00	600.05
06 Travel expenses	5,105.00	7,720.00	14,399.61
07 Transportation of things (service)	985.00	875.00	1,563.16
Printing and binding:			
0810 Lithographing, engraving, and engrossing	580.00	516.00	921.93
0820 Stenographic work, typewriting, and duplicating work, etc. (job work)			1.22
0830 Photographing and making photographs and prints	476.00	423.00	755.26
08 Total printing and binding	1,056.00	939.00	1,678.41
11 Rents	1,247.00	1,109.00	1,980.00
12 Repairs and alterations	100.00	88.00	158.35
13 Special and miscellaneous current expenses	632.00	562.00	1,003.83

Estimates of appropriations required for the service of the fiscal year ending June 30, 1927—Continued

General object (title of appropriation), date of acts, references to Statutes at Large, or to Revised Statutes, and estimated amount required for each detailed object				Total amount to be appropriated under each head of appropriation	Amount appropriated for the fiscal year ending June 30, 1926
<i>General Expenses, Geological Survey—Continued.</i>					
	Estimated expenditures, 1927 appropriation	Estimated expenditures, 1926 appropriation	Expended and obligated, 1925		
Equipment:					
3000 Purchase of passenger-carrying vehicles.....	\$3,000.00	\$2,500.00	\$3,894.16		
3010 Furniture, furnishings, and fixtures.....	731.00	650.00	1,161.99		
3020 Educational, scientific, and recreational equipment.....	692.00	1,504.00	2,686.72		
3060 Other equipment.....	714.00	634.00	1,133.30		
30 Total equipment.....	5,137.00	5,288.00	8,876.17		
Reserve.....		3,000.00			
Total.....	171,000.00	185,000.00	219,321.27		
Less estimated repayments.....	20,000.00	20,000.00	34,007.47		
Net expenditures.....	151,000.00	165,000.00	185,313.80		
For the examination and classification of lands requisite to the determination of their suitability for enlarged homesteads, stock-raising homesteads, public watering places, and stock driveways, or other uses, as required by the public land laws, [\$265,000] \$240,000, of which amount not to exceed [\$175,000] \$150,000 may be expended for personal services in the District of Columbia (acts Dec. 26, 1916, vol. 39, p. 862; Mar. 3, 1925, vol. 43, p. 1172).....				\$240,000.00	\$265,000.00
	Estimated expenditures, 1927 appropriation	Estimated expenditures, 1926 appropriation	Expended and obligated, 1925		
Departmental service:					
Salaries—					
Professional and scientific service—					
Grade 5, \$5,200 to \$6,000; average, \$5,600—	Average—	Average—	Average—		
Senior engineers (chiefs of branch).....	No. 1 Salary \$5,600	No. 1½ Salary \$5,240	No. 1½ Salary \$5,200		
Senior scientist.....	1 5,200	1 5,200	1 5,200		
Grade 4, \$3,800 to \$5,000; average, \$4,400—					
Engineers.....	5 4,159	5 3,992	6 3,872		
Scientists.....	2 4,150	3 4,100	3½ 3,811		
Attorney.....	1 4,000	1 3,800	1 3,800		
Grade 3, \$3,000 to \$3,600; average, \$3,300—					
Associate engineers.....	4 3,129	4 3,082	6½ 2,975		
Associate scientists.....	3 3,100	3 3,050	2 3,028		
Grade 2, \$2,400 to \$3,000; average, \$2,700—					
Assistant scientists.....	14 2,746	14 2,668	14½ 2,582		
Grade 1, \$1,800 to \$2,400; average, \$2,111.42—					
Junior scientist.....	1 2,000	1 1,920	1 1,865		
Junior engineer.....			1 1,920		
Subprofessional service—					
Grade 8, \$2,400 to \$3,000; average, \$2,700—					
Chief engineering aid.....	1½ 2,800	1½ 2,450	1½ 2,400		
Grade 6, \$1,860 to \$2,400; average, \$2,111.42—					
Senior engineering draftsmen.....	2 1,960	2 1,960	2 1,896		
Grade 3, \$1,320 to \$1,680; average, \$1,500—					
Junior engineering draftsmen.....	4 1,500	4½ 1,467	4½ 1,428		
Clerical, administrative, and fiscal service—					
Grade 8, \$2,700 to \$3,300; average, \$3,000—					
Administrative assistant (chief of division).....		1½ 3,050	1½ 2,900		
Grade 7, \$2,400 to \$3,000; average, \$2,700—					
Junior administrative assistants.....	1 2,500	1 2,450	1½ 2,428		
Grade 5, \$1,860 to \$2,400; average, \$2,111.42—					
Senior clerks.....	2 2,100	3 2,050	2½ 1,947		
Grade 4, \$1,680 to \$2,040; average, \$1,860—					
Clerks.....	4½ 1,810	7½ 1,805	7½ 1,763		
Clerk-stenographers.....	1 1,800	2 1,760	1½ 1,815		
Senior stenographer.....			1 1,734		
Grade 3, \$1,500 to \$1,860; average, \$1,680—					
Assistant clerks.....	1 1,560	1½ 1,560	2½ 1,536		
Assistant clerk-stenographers.....	4 1,635	5½ 1,600	6½ 1,513		
Grade 2, \$1,320 to \$1,680; average, \$1,500—					
Junior clerks.....	5 1,476	5 1,440	5½ 1,367		
Junior clerk-stenographers.....		2 1,560	2 1,532		
Custodial service—					
Grade 3, \$1,020 to \$1,260; average, \$1,140—					
Messenger.....		1½ 1,020	1½ 1,020		
Total average number of employees.....	57½	69	75½		
Total salaries, departmental service.....	150,000.00	172,804.00	183,410.82		
The difference between 1927 and 1926 is due to—					
Decrease in force.....	\$26,232				
Increase in salaries.....	3,428				
Net decrease.....	22,804				

Estimates of appropriations required for the service of the fiscal year ending June 30, 1927—Continued

General object (title of appropriation), date of acts, references to Statutes at Large, or to Revised Statutes, and estimated amount required for each detailed object				Total amount to be appropriated under each head of appropriation	Amount appropriated for the fiscal year ending June 30, 1926
<i>General Expenses, Geological Survey—Continued.</i>					
	Estimated expenditures, 1927 appropriation	Estimated expenditures, 1926 appropriation	Expended and obligated, 1925		
Field service:					
Salaries and wages—	Average—	Average—	Average—		
Salary range, \$3,800 to \$5,000; average, \$4,400—	No. Salary	No. Salary	No. Salary		
Engineers.....	3 \$4,000	2½ \$3,960	2½ \$3,800		
Salary range, \$3,000 to \$3,600; average, \$3,300—					
Associate engineers.....	2 3,080	2½ 3,020	1½ 2,077		
Salary range, \$2,400 to \$3,000; average, \$2,700—					
Assistant engineers.....	2½ 2,600	2½ 2,500	2½ 2,400		
Salary range, \$1,800 to \$2,400; average, \$2,100—					
Junior engineers.....	3 2,000	3 1,920	2½ 1,866		
Total average number of permanent employees.....	10½	10½	8½		
Total salaries, field service.....	30,660.00	29,260.00	22,563.47		
Total temporary field assistants (employed locally).....	22	22	30		
Total wages, temporary field assistants.....	8,000.00	8,000.00	13,251.12		
Total average number of employees, field service.....	32½	32½	38½		
Total salaries and wages, field service.....	38,660.00	37,260.00	35,814.59		
The difference between 1927 and 1926 is due to increase in salaries, \$1,400.					
01 Total personal services.....	188,660.00	210,064.00	219,225.41		
Supplies and materials:					
0200 Stationery and office supplies.....	600.00	600.00	638.27		
0220 Scientific and educational supplies.....	250.00	250.00	263.86		
0280 Sundry supplies.....	500.00	500.00	773.55		
02 Total supplies and materials.....	1,350.00	1,350.00	1,675.68		
Communication service:					
0500 Telegraph service.....	65.00	65.00	76.03		
0510 Telephone service.....	125.00	125.00	155.40		
0520 Other communication service.....	5.00	5.00	6.15		
05 Total communication service.....	195.00	195.00	237.58		
06 Travel expenses.....	32,855.00	30,651.00	37,849.56		
07 Transportation of things (service).....	7,000.00	6,000.00	8,013.72		
Printing and binding:					
0810 Lithographing, engraving, and engrossing.....	1,200.00	1,200.00	1,603.91		
0820 Stenographic work, typewriting, and duplicating work, etc. (job work).....	25.00	25.00	46.30		
0830 Photographing and making photographs and prints.....	1,500.00	1,500.00	2,035.71		
08 Total printing and binding.....	2,725.00	2,725.00	3,685.92		
12 Repairs and alterations.....	25.00	25.00	49.59		
13 Special and miscellaneous current expenses.....	3,500.00	3,500.00	4,676.02		
Equipment:					
3000 Purchase of passenger-carrying vehicles.....	2,500.00	2,500.00	2,760.75		
3010 Furniture, furnishings, and fixtures.....	100.00	100.00	192.34		
3020 Educational, scientific, and recreational equipment.....	150.00	150.00	178.63		
3040 Livestock.....	40.00	40.00	40.00		
3050 Other equipment.....	900.00	2,700.00	3,028.59		
30 Total equipment.....	3,690.00	5,490.00	6,200.31		
Reserve.....		5,000.00			
Total.....	240,000.00	265,000.00	281,613.79		
Less repayments.....			1,455.04		
Net expenditures.....	240,000.00	265,000.00	280,158.75		

Estimates of appropriations required for the service of the fiscal year ending June 30, 1927—Continued

General object (title of appropriation), date of acts, references to Statutes at Large, or to Revised Statutes, and estimated amount required for each detailed object				Total amount to be appropriated under each head of appropriation	Amount appropriated for the fiscal year ending June 30, 1926
<i>General Expenses, Geological Survey—Continued.</i> For engraving and printing geologic maps (acts Aug. 4, 1886, vol. 24, p. 255; Mar. 3, 1925, vol. 43, p. 1172)				\$97,000.00	\$105,000.00
	Estimated expenditures, 1927 appropriation	Estimated expenditures, 1926 appropriation	Expended and obligated, 1925		
Departmental service:					
Salaries—					
Professional and scientific service—					
Grade 4, \$3,800 to \$5,000; average, \$4,400—	Average— No. 2 Salary \$3,800	Average— No. 2 Salary \$3,800	Average— No. 2 Salary \$3,800		
Cartographic engineers					
Grade 3, \$3,000 to \$3,600; average, \$3,300—	2 3,000	2 3,000	3½ 2,968		
Associate engravers (artistic)					
Subprofessional service—					
Grade 8, \$2,400 to \$3,000; average, \$2,700—	8 2,575	8 2,512	7½ 2,401		
Chief lithographers (artistic)					
Chief lithographers (mechanical)	3 2,433	3 2,400	2½ 2,354		
Grade 7, \$2,100 to \$2,700; average, \$2,400—					
Principal lithographers (artistic)	5 2,340	5 2,200	1½ 2,164		
Grade 6, \$1,860 to \$2,400; average, \$2,111.42—					
Senior lithographer (artistic)	7 1,987	7½ 1,921	12½ 1,994		
Senior lithographers (mechanical)	6 1,977	6 1,929	1½ 1,860		
Grade 5, \$1,680 to \$2,040; average, \$1,860—					
Lithographers (artistic)	8 1,823	8½ 1,760	7½ 1,725		
Lithographers (mechanical)	3 1,860	3 1,810	1½ 1,724		
Grade 4, \$1,500 to \$1,860; average, \$1,680—					
Assistant lithographers (artistic)	3 1,640	3 1,590	3½ 1,586		
Assistant lithographers (mechanical)	7 1,680	7 1,650	7½ 1,628		
Grade 3, \$1,320 to \$1,680; average, \$1,500—					
Junior lithographers (artistic)	2 1,380	2 1,350	1½ 1,320		
Grade 2, \$1,140 to \$1,500; average, \$1,320—					
Apprentice lithographer (artistic)	1 1,260	1 1,170	½ 1,140		
Apprentice lithographers (mechanical)	8 1,283	8½ 1,260	9½ 1,252		
Grade 1, \$900 to \$1,260; average, \$1,080—					
Minor lithographers (map printer)	13 1,080	13 1,080	12½ 1,027		
Clerical, administrative, and fiscal service—					
Grade 12, \$5,200 to \$6,000; average, \$5,600—					
Senior administrative office (chief of division)	1 5,200	1 5,200	1 5,200		
Grade 9, \$3,000 to \$3,600; average, \$3,300—					
Senior administrative assistants (foremen)	2 3,000	2 3,000	2 3,000		
Grade 7, \$2,400 to \$3,000; average, \$2,700—					
Chief photographer	1 2,500	1 2,400	½ 2,400		
Junior administrative assistant	1 2,000	½ 2,400			
Grade 6, \$2,100 to \$2,700; average, \$2,400—					
Principal clerk		½ 2,100	1 2,508		
Principal photographer	1 2,400				
Grade 5, \$1,860 to \$2,400; average, \$2,111.42—					
Senior clerk	1 2,400	1½ 2,230	3 2,239		
Senior photographers	4 1,940	4 1,910	3½ 1,918		
Grade 4, \$1,680 to \$2,040; average, \$1,860—					
Clerk		½ 1,740	½ 1,680		
Photographer			½ 1,740		
Grade 3, \$1,500 to \$1,860; average, \$1,680—					
Assistant clerks	3 1,560	3½ 1,505	2½ 1,591		
Assistant photographers			1½ 1,530		
Senior operators, office devices			1½ 1,603		
Grade 2, \$1,320 to \$1,680; average, \$1,500—					
Junior clerks			2½ 1,345		
Junior operators, office devices			3½ 1,471		
Grade 1, \$1,140 to \$1,500; average, \$1,320—					
Under operator, office devices		1 1,200	½ 1,205		
Under photographer	1 1,440	1 1,440	½ 1,440		
Custodial service—					
Grade 3, \$1,020 to \$1,260; average, \$1,140—					
Messenger	1 1,080	1 1,020	1 1,020		
Grade 2, \$900 to \$1,140; average, \$1,020—					
Laborer			½ 960		
Total average number of employees	94	96	101½		
Total salaries, departmental service	180,198.00	179,946.00	183,063.75		
The difference between 1927 and 1926 is due to—					
Increase in salaries			\$2,173		
Decrease in force			1,921		
Net increase	252				
01 Total personal services	180,198.00	179,946.00	183,063.75		
Supplies and materials:					
0200 Stationery and office supplies	10,000.00	14,000.00	33,692.72		
0280 Sundry supplies	1,487.00	3,000.00	6,816.25		
02 Total supplies and materials	11,487.00	17,000.00	40,508.97		
05 Telegraph service	5.00	5.00	4.47		
06 Travel expenses	50.00	50.00	69.74		
07 Transportation of things (service)	10.00	9.00	24.59		
08 Printing and binding	5.00	5.00	4.68		
12 Repairs and alterations	425.00	450.00	1,082.50		
13 Special and miscellaneous current expenses	2,300.00	2,500.00	6,591.73		
Equipment:					
3020 Educational, scientific, and recreational equipment	20.00	35.00	75.83		
3050 Other equipment	2,500.00	3,000.00	7,806.42		
30 Total equipment	2,520.00	3,035.00	7,882.25		
Reserve		2,000.00			
Total	197,000.00	205,000.00	239,232.68		
Less estimated repayments	100,000.00	100,000.00	130,919.30		
Net expenditures	97,000.00	105,000.00	108,313.38		

Estimates of appropriations required for the service of the fiscal year ending June 30, 1927—Continued

General object (title of appropriation), date of acts, references to Statutes at Large, or to Revised Statutes, and estimated amount required for each detailed object

Total amount to be appropriated under each head of appropriation

Amount appropriated for the fiscal year ending June 30, 1925

General Expenses, Geological Survey—Continued.

For the preparation of the illustrations of the Geological Survey (acts Mar. 3, 1879, vol. 20, p. 394; Mar. 3, 1925, vol. 43, p. 1172)

\$18,000.00

\$18,000.00

	Estimated expenditures, 1927 appropriation	Estimated expenditures, 1926 appropriation	Expended and obligated, 1925
Departmental service:			
Salaries—			
Professional and scientific service—			
Grade 4, \$3,800 to \$5,000; average, \$4,400—	Average— No. Salary	Average— No. Salary	Average— No. Salary
Cartographic engineer (chief illustrator)	1 1/2 3,050	1 1/2 3,000	1 3,008
Grade 3, \$3,000 to \$3,600; average, \$3,300—			
Associate engineer, cartographic (chief illustrator)			
Subprofessional service—			
Grade 8, \$2,400 to \$3,000; average, \$2,700—			
Chief scientific illustrators	1 1/2 2,400	1 1/2 2,413	1 1/2 2,424
Grade 7, \$2,100 to \$2,700; average, \$2,400—			
Principal scientific illustrators	2 1/2 2,100	2 1/2 2,111	1 1/2 2,113
Grade 6, \$1,800 to \$2,400; average, \$2,111.42—			
Senior scientific illustrators		1 1/2 2,100	2 1/2 2,086
Clerical, administrative, and fiscal service—			
Grade 3, \$1,500 to \$1,800; average, \$1,650—			
Assistant clerk-stenographer	1 1,620	1 1,560	1 1,500
Grade 2, \$1,320 to \$1,650; average, \$1,500—			
Junior clerk			1 1,440
Grade 1, \$1,140 to \$1,500; average, \$1,320—			
Underoperator, office devices			1 1,440
Total average number of employees	7 1/2 17,000.00	7 1/2 17,064.00	8 1/2 17,716.25
01 Total salaries, departmental service			
The difference between 1927 and 1926 is due to decrease in salaries, \$84.			
02 Supplies and materials (scientific and educational)		16.00	16.61
05 Telegraph service			.25
07 Transportation of things (service)			.79
Printing and binding:			
0810 Lithographing, engraving, and engrossing	900.00	800.00	148.81
0830 Photographing and making photographs and prints (job work)	100.00	100.00	104.96
08 Total printing and binding	1,000.00	900.00	253.77
13 Special and miscellaneous current expenses			1.20
Total	18,000.00	18,000.00	17,988.87

[For preparation of the reports of the mineral resources of the United States, including special statistical inquiries as to production, distribution, and consumption of the essential minerals, \$123,000, of which amount not to exceed \$94,518 may be expended for personal services in the District of Columbia.]

NOTE.—Transferred by Executive order to Bureau of Mines, Department of Commerce, effective July 1, 1925.

	Estimated expenditures, 1927 appropriation	Estimated expenditures, 1926 appropriation	Expended and obligated, 1925
Departmental service:			
Salaries—			
Professional and scientific service—			
Grade 4, \$3,800 to \$5,000; average, \$4,400—	Average— No. Salary	Average— No. Salary	Average— No. Salary
Scientists			2 1/2 3,875
Grade 3, \$3,000 to \$3,600; average, \$3,300—			
Associate scientist			1 3,000
Grade 2, \$2,400 to \$3,000; average, \$2,700—			
Assistant scientists			1 1/2 2,653
Clerical, administrative, and fiscal service—			
Grade 10, \$3,300 to \$3,900; average, \$3,600—			
Senior editor (editor)			1 3,300
Grade 5, \$1,800 to \$2,400; average, \$2,111.42—			
Senior statistical clerks			9 1/2 1,019
Senior clerk-stenographers			3 1,991
Senior clerk			1 1/2 2,059
Grade 4, \$1,580 to \$2,040; average, \$1,860—			
Statistical clerk			1 2,040
Clerk-stenographer			1 1,800
Grade 3, \$1,500 to \$1,800; average, \$1,650—			
Assistant statistical clerks			9 1/2 1,561
Assistant clerk-stenographers			4 1,713
Assistant clerks			1 1/2 1,500
Senior operators, office devices			2 1,800

Estimates of appropriations required for the service of the fiscal year ending June 30, 1927—Continued

General object (title of appropriation), date of acts, references to Statutes at Large, or to Revised Statutes, and estimated amount required for each detailed object				Total amount to be appropriated under each head of appropriation	Amount appropriated for the fiscal year ending June 30, 1926
<i>General Expenses, Geological Survey—Continued.</i>					
	Estimated expenditures, 1927 appropriation	Estimated expenditures, 1926 appropriation	Expended and obligated, 1925		
Departmental service—Continued.					
Salaries—Continued.					
Clerical, administrative, and fiscal service—Contd.					
Grade 2, \$1,320 to \$1,680; average, \$1,500—	Average— No. Salary	Average— No. Salary	Average— No. Salary		
Junior statistical clerks.....			7½ \$1,242		
Junior clerk-stenographers.....			1½ 1,470		
Senior typist.....			½ 1,320		
Junior clerk.....			½ 1,380		
Junior operator, office devices.....			½ 1,560		
Junior clerk-typist.....			½ 1,320		
Grade 1, \$1,140 to \$1,500; average, \$1,320—					
Underclerks.....			3½ 1,216		
Junior typist.....			½ 1,380		
Custodial service—					
Grade 10, \$2,400 to \$3,000; average, \$2,700—					
Chief custodian (chief of section).....			½ 2,800		
Total average number of employees.....			53½		
Total salaries, departmental service.....				96,643.39	
Field service:					
Salaries and wages—					
Salary range, \$3,800 to \$5,000; average, \$4,400—					
Scientists.....			3 3,800		
Salary range, \$3,000 to \$3,600; average, \$3,300—					
Associate statisticians.....			1½ 3,008		
Salary range, \$1,860 to \$2,400; average, \$2,111.42—					
Senior clerks.....			3 1,987		
Salary range, \$1,320 to \$1,680; average, \$1,500—					
Junior clerks.....			2½ 1,490		
Salary range, \$1,140 to \$1,500; average, \$1,320—					
Underclerk.....			½ 1,080		
Total average number of employees.....			9½		
Total salaries and wages, field service.....				24,504.53	
01 Total personal services.....				121,147.92	
Supplies and materials:					
0200 Stationery and office supplies.....				185.80	
0220 Scientific and educational supplies.....				21.24	
0280 Sundry supplies.....				16.09	
02 Total supplies and materials.....				223.13	
04 Subsistence and care of animals.....				12.00	
Communication service:					
0500 Telegraph service.....				960.15	
0510 Telephone service.....				206.04	
05 Total communication service.....				1,174.19	
06 Travel expenses.....				3,169.86	
07 Transportation of things (service).....				256.30	
Printing and binding:					
0810 Lithographing, engraving, and engrossing.....				179.65	
0820 Stenographic work, typewriting, and duplicating work, such as multigraphing and mimeographing (job work).....				40.00	
0830 Photographing and making photographs and prints (job work).....				119.38	
08 Total printing and binding.....				339.03	
13 Special and miscellaneous current expenses.....				831.34	
Equipment:					
3000 Purchase of passenger-carrying vehicles.....				206.66	
3020 Educational, scientific, and recreational equipment.....				137.99	
30 Total equipment.....				344.65	
Total.....				127,498.42	
Less repayments.....				329.92	
Net expenditures.....				127,168.50	

General object (title of appropriation), date of acts, references to Statutes at Large, or to Revised Statutes, and estimated amount required for each detailed object

Total amount to be appropriated under each head of appropriation

Amount appropriated for
the fiscal year ending
June 30, 1926

For enforcement of the provisions of the acts of October 20, 1914, October 2, 1917, February 25, 1920, and March 4, 1921, relating to the mining and recovery of minerals on Indian and public lands and naval petroleum reserves; and for every other expense incident thereto, including supplies, equipment, expenses of travel and subsistence, the construction, maintenance, and repair of necessary camp buildings and appurtenances thereto, \$312,000, of which amount not to exceed \$29,000 may be expended for personal services in the District of Columbia (act Mar. 3, 1925, vol. 43, p. 1174) (submitted) -

\$312, 000. 00

\$349,550.00

	Estimated expenditures, 1927 appropriation	Estimated expenditures, 1926 appropriation	Expended and obligated, 1925
Departmental service:			
Salaries—			
Professional and scientific service—			
Grade 5, \$5,200 to \$5,000; average, \$5,600—			
Senior engineers.....	Average— No. 1 Salary \$5,200	Average— No. 2 Salary \$5,200	Average— No. Salary
Grade 4, \$3,900 to \$5,000; average, \$4,400—			
Engineers.....	2 4,100	1 3,900	
Grade 3, \$3,000 to \$3,600; average, \$3,300—			
Associate engineer.....	1 3,200	1 3,050	
Grade 1, \$1,860 to \$2,400; average, \$2,111.42—			
Junior librarian.....		1 2,200	
Subprofessional service—			
Grade 6, \$1,860 to \$2,400; average, \$2,111.42—			
Senior engineering draftsman.....	1 1,860	1 1,860	
Clerical, administrative, and fiscal service—			
Grade 9, \$3,000 to \$3,600; average, \$3,300—			
Senior administrative assistant.....	1 3,600	1 3,600	
Grade 6, \$2,100 to \$2,700; average, \$2,400—			
Principal clerk.....	1 2,200	1 2,150	
Grade 5, \$1,860 to \$2,400; average, \$2,111.42—			
Senior clerk.....		1 2,100	
Grade 4, \$1,680 to \$2,040; average, \$1,860—			
Clerk-stenographer.....	1 1,680	1 1,710	
Grade 3, \$1,500 to \$1,860; average, \$1,680—			
Assistant clerk.....		1 1,680	
Senior stenographers.....	2 1,590	1 1,545	
Assistant clerk-stenographers.....	1 1,680	1 1,620	
Custodial service—			
Grade 10, \$2,400 to \$3,000; average, \$2,700—			
Chief mechanical superintendent (chief of section).....		1 2,800	
Grade 4, \$1,140 to \$1,500; average, \$1,320—			
Undermechanics.....		2 1,245	
Grade 2, \$900 to \$1,140; average, \$1,020—			
Junior laborer.....		1 900	
Grade 1, \$600 to \$780; average, \$690—			
Junior messenger.....		1 720	
Total average number of employees.....	10 1/2	14 1/2	(1)
Total salaries, departmental service.....	29,000	37,156	
The difference between 1927 and 1926 is due to—			
Decrease in force.....	\$3,857		
Increase in salaries.....	701		
Net decrease.....	8,156		
Field service:			
Salaries and wages—			
Salary range, \$3,800 to \$5,000; average, \$4,400—			
Engineers.....	9 4,266	9 1/2 4,140	
Salary range, \$3,000 to \$3,600; average, \$3,300—			
Associate engineers.....	16 1/2 3,224	16 1/2 3,176	
Salary range, \$2,400 to \$3,000; average, \$2,700—			
Accountant.....	1 2,700	1 2,600	
Assistant chemist.....	1 2,600	1 2,450	
Oil gager.....	1 2,700	1 2,700	
Assistant engineers.....	7 2,557	8 2,450	
Salary range, \$2,100 to \$2,700; average, \$2,400—			
Gagers.....	3 2,500	5 2,400	
Accountant.....	1 2,400	1 2,400	
Senior clerk.....	1 2,100	1 2,100	
Salary range, \$1,860 to \$2,400; average, \$2,100—			
Junior engineers.....	4 2,075	4 1,955	
Mechanic.....	1 2,300	1 2,150	
Senior clerks.....	2 2,060	2 1,980	
Salary range, \$1,680 to \$2,040; average, \$1,860—			
Clerks.....	3 1,920	3 1,830	
Salary range, \$1,500 to \$1,860; average, \$1,680—			
Assistant clerks.....	13 1/2 1,676	13 1/2 1,600	
Draftsman.....	1 1,740	1 1,650	
Helper.....		1 1,600	
Janitors.....	1 1/2 1,500	1 1/2 1,600	
Salary range, \$1,320 to \$1,680; average, \$1,500—			
Junior clerks.....	2 1,620	2 1,560	
Janitor.....	1 1,440	1 1,440	
Salary range, \$1,140 to \$1,500; average, \$1,320—			
Underclerks.....	1 1/2 1,230	1 1/2 1,185	

¹ See Bureau of Mines, Department of Commerce.

Estimates of appropriations required for the service of the fiscal year ending June 30, 1927—Continued

General object (title of appropriation), date of acts, references to Statutes at Large, or to Revised Statutes, and estimated amount required for each detailed object				Total amount to be appropriated under each head of appropriation	Amount appropriated for the fiscal year ending June 30, 1926
<i>General Expenses, Geological Survey—Continued.</i>					
	Estimated expenditures, 1927 appropriation	Estimated expenditures, 1926 appropriation	Expended and obligated, 1925		
Field service—Continued.					
Salaries and wages—Continued.					
Salary range, \$900 to \$1,140, average, \$1,020—Assistant janitor	Average— No. 1 Salary 960	Average— No. 1 Salary 960	Average— No. 1 Salary 960		
Total average number of permanent field employees	71 ¹	74 ¹			
Total salaries of permanent employees, field service	\$183,729	\$184,992			
Total average number of temporary laborers and assistants, field service (locally employed)	3	3			
Total wages of temporary laborers and assistants, field service	3,124	2,577			
Total average number of employees, field service	74 ¹	77 ¹			
Total salaries and wages, field service	186,853	187,569	(1)		
The difference between 1927 and 1926 is due to—					
Increase in salaries	\$6,810				
Decrease in force	6,094				
Net increase	716				
01 Total personal services	215,853	224,725			
Supplies and materials:					
0200 Stationery and office supplies	2,500	2,300			
0220 Scientific and educational supplies	2,000	3,300			
0230 Fuel	1,000	1,000			
0280 Sundry supplies	3,000	4,500			
0290 Materials	1,500	1,500			
02 Total supplies and materials	10,000	12,600			
Communication service:					
0500 Telegraph service	100	100			
0510 Telephone service	1,500	1,600			
0520 Other communication service	50	55			
05 Total communication service	1,650	1,755			
06 Travel expenses	37,797	45,385			
07 Transportation of things (service)	3,750	4,750			
Printing and binding:					
0600 Printing and binding	100	100			
0610 Lithographing, engraving, and engrossing	1,000	900			
0630 Photographing and making photographs and prints	1,500	1,500			
08 Total printing and binding	2,600	2,500			
10 Furnishing of heat, light, power, water, and electricity (service)	2,000	2,000			
Rents:					
1100 Rent of buildings and structures	6,000	5,800			
1110 Other rents, machines, etc.	350	350			
11 Total rents	6,350	6,150			
12 Repairs and alterations	6,000	7,500			
13 Special and miscellaneous current expenses	4,000	4,000			
Equipment:					
3000 Passenger-carrying vehicles	9,000	18,000			
3010 Furniture, furnishings, and fixtures	5,000	5,000			
3020 Educational, scientific, and recreational equipment	1,500	1,350			
3050 Other equipment	3,000	3,000			
30 Total equipment	18,500	27,350			
32 Structures and parts	3,500	4,000			
Reserve		6,835			
Total	312,000	349,550	(1)		

¹ See Bureau of Mines, Department of Commerce.

Estimates of appropriations required for the service of the fiscal year ending June 30, 1927—Continued

General object (title of appropriation), date of acts, references to Statutes at Large, or to Revised Statutes, and estimated amount required for each detailed object				Total amount to be appropriated under each head of appropriation	Amount appropriated for the fiscal year ending June 30, 1926
General Expenses, Geological Survey—Continued.					
<p><i>During the fiscal year 1927 the head of any department or independent establishment of the Government having funds available for scientific investigations and requiring cooperative work by the Geological Survey on scientific investigations within the scope of the functions of that bureau and which it is unable to perform within the limits of its appropriations may, with the approval of the Secretary of the Interior, transfer to the Geological Survey such sums as may be necessary to carry on such investigations. The Secretary of the Treasury shall transfer on the books of the Treasury Department any sums which may be authorized hereunder, and such amounts shall be placed to the credit of the Geological Survey for the performance of work for the department or establishment from which the transfer is made: Provided, That any sums transferred by any department or independent establishment of the Government to the Geological Survey for cooperative work in connection with this appropriation may be expended in the same manner as sums appropriated herein may be expended.</i></p> <p><i>In carrying on work involving cooperation with any State, Territory, or political subdivision thereof, the amounts received by the Geological Survey from any State, Territory, or political subdivision thereof shall be used to reimburse the appropriation from which the expense of such work is paid (submitted).</i></p>					
Total, United States Geological Survey-----				\$1, 796, 000. 00	\$1, 879, 310. 00
NATIONAL PARK SERVICE					
National Park Service—					
For the Director of the National Park Service and other personal services in the District of Columbia in accordance with the classification act of 1923 (acts Aug. 25, 1916, vol. 39, p. 585; Mar. 3, 1925, vol. 43, p. 1176)-----				55, 680. 00	51, 000. 00
	Estimated expenditures, 1927 appropriation	Estimated expenditures, 1926 appropriation	Expended and obligated, 1925		
Departmental service:					
Salaries—					
Clerical, administrative and fiscal service—					
Grade 13, \$6,000 to \$7,500; average, \$6,750—	Average—	Average—	Average—		
Executive officer (director)-----	No. Salary	No. Salary	No. Salary		
Grade 12, \$5,200 to \$6,000; average, \$5,600—	1 \$6, 500	1 \$6, 500	1 \$7, 000		
Senior administrative officer (assistant director)-----	1 5, 200	1 5, 200	1 5, 200		
Grade 11, \$3,800 to \$5,000; average, \$4,400—					
Assistant chief investigator (accountant and auditor)-----	1 3, 800				
Grade 9, \$3,000 to \$3,600; average, \$3,300—					
Senior administrative assistant (assistant in operations and public relations)-----	1 3, 100	1 3, 100	1 3, 008		
Grade 8, \$2,700 to \$3,300; average, \$3,000—					
Administrative assistant (chief clerk)-----	1 2, 800	1 2, 800	1 2, 708		
Grade 7, \$2,400 to \$3,000; average, \$2,700—					
Junior administrative assistant (accountant)-----	1 2, 500	1 2, 500	1 2, 408		
Associate editor-----	1 2, 400				
Grade 6, \$2,100 to \$2,700; average, \$2,400—					
Principal clerk-----	1 2, 100	1 2, 200	1 2, 127		
Principal clerk-stenographer-----	1 2, 100		1 2, 100		
Grade 5, \$1,860 to \$2,400; average, \$2,100—					
Senior clerk-----	1 1, 860	1 1, 860	1 1, 860		
Senior clerk-stenographer-----	1 1, 860	2 1, 980	1 1, 860		
Grade 4, \$1,680 to \$2,040; average, \$1,860—					
Clerks-----	2 1, 800	3 1, 800	3 1, 745		
Clerk stenographer-----	1 1, 800	1 1, 800	1 1, 800		
Grade 3, \$1,500 to \$1,860; average, \$1,680—					
Assistant clerk-stenographer-----	1 1, 560	1 1, 560	1 1, 505		
Grade 2, \$1,320 to \$1,680; average, \$1,500—					
Junior clerks-----	4 1, 470	4 1, 440	3 1, 415		
Junior clerk-stenographer-----	1 1, 440	1 1, 380	1 1, 400		
Junior stenographer-----	1 1, 320	1 1, 320			
Grade 1, \$1,140 to \$1,500; average, \$1,320—					
Under clerk-----			1 1, 440		
Professional and scientific service—					
Grade 2, \$2,400 to \$3,000; average, \$2,700—					
Assistant attorney-----	1 2, 500	1 2, 500	1 2, 408		
Subprofessional service—					
Grade 7, \$2,100 to \$2,700; average, \$2,400—					
Principal engineering draftsman-----	1 2, 200	1 2, 200	1 2, 108		
Grade 5, \$1,680 to \$2,040; average, \$1,860—					
Engineering draftsman-----	1 1, 680				
Grade 4, \$1,500 to \$1,860; average, \$1,680—					
Assistant engineering draftsman-----		1 1, 500			
Custodial service—					
Grade 3, \$1,020 to \$1,260; average, \$1,140—					
Messenger-----	1 1, 080	1 1, 080	1 1, 025		
Total average number of employees-----	23 1/2	22 1/2	20 1/2		
Total salaries departmental service-----	55, 680. 00	51, 000. 00	46, 632. 92		
The difference between 1927 and 1926 is due to—					
Increase in force-----	\$4, 000				
Increase in salaries-----	680				
Net increase-----	4, 680				

Estimates of appropriations required for the service of the fiscal year ending June 30, 1927—Continued

General object (title of appropriation), date of acts, references to Statutes at Large, or to Revised Statutes, and estimated amount required for each detailed object		Total amount to be appropriated under each head of appropriation	Amount appropriated for the fiscal year ending June 30, 1926																																																																																																																																												
<p>[Accounting Services, National Park Service—] [For compensation to be fixed by the Secretary of the Interior for accounting services in the District of Columbia or in the field in checking and verifying the accounts and records of the various operators, licensees, and permittees conducting utilities and other enterprises, within the national parks and monuments under his jurisdiction, including necessary travel and incidental expenses while absent from their designated headquarters]</p>			\$6, 000. 00																																																																																																																																												
<table><tr><td></td><td>Estimated expenditures, 1926 appropriation</td><td>Expended and obligated, 1925</td></tr><tr><td colspan="3">Departmental service:</td></tr><tr><td>Salaries and wages—</td><td></td><td></td></tr><tr><td> Clerical, administrative, and fiscal service—</td><td></td><td></td></tr><tr><td> Grade 11, \$3,800 to \$5,000; average, \$4,400—</td><td></td><td></td></tr><tr><td> Assistant chief investigator (accountant and auditor).....</td><td>Average— No. 1 Salary \$3, 800</td><td>Average— No. 1 Salary \$3, 800</td></tr><tr><td> Total average number of employees.....</td><td>1</td><td>1</td></tr><tr><td> Total salaries, departmental service.....</td><td>3, 800. 00</td><td>369. 45</td></tr><tr><td colspan="3">Field service:</td></tr><tr><td>Salaries and wages—</td><td></td><td></td></tr><tr><td> Salary range, \$10,800—</td><td></td><td></td></tr><tr><td> Accountant and auditor.....</td><td>10, 800. 00</td><td>10, 800. 00</td></tr><tr><td> Total average number of employees.....</td><td>1</td><td>1</td></tr><tr><td> Total salaries and wages, field service.....</td><td>900. 00</td><td>4, 275. 00</td></tr><tr><td>01 Total personal services.....</td><td>4, 700. 00</td><td>4, 644. 45</td></tr><tr><td>05 Telegraph service.....</td><td>25. 00</td><td>14. 87</td></tr><tr><td>06 Travel expenses.....</td><td>1, 275. 00</td><td>871. 20</td></tr><tr><td>Total.....</td><td>6, 000. 00</td><td>5, 530. 52</td></tr></table>			Estimated expenditures, 1926 appropriation	Expended and obligated, 1925	Departmental service:			Salaries and wages—			Clerical, administrative, and fiscal service—			Grade 11, \$3,800 to \$5,000; average, \$4,400—			Assistant chief investigator (accountant and auditor).....	Average— No. 1 Salary \$3, 800	Average— No. 1 Salary \$3, 800	Total average number of employees.....	1	1	Total salaries, departmental service.....	3, 800. 00	369. 45	Field service:			Salaries and wages—			Salary range, \$10,800—			Accountant and auditor.....	10, 800. 00	10, 800. 00	Total average number of employees.....	1	1	Total salaries and wages, field service.....	900. 00	4, 275. 00	01 Total personal services.....	4, 700. 00	4, 644. 45	05 Telegraph service.....	25. 00	14. 87	06 Travel expenses.....	1, 275. 00	871. 20	Total.....	6, 000. 00	5, 530. 52																																																																																								
	Estimated expenditures, 1926 appropriation	Expended and obligated, 1925																																																																																																																																													
Departmental service:																																																																																																																																															
Salaries and wages—																																																																																																																																															
Clerical, administrative, and fiscal service—																																																																																																																																															
Grade 11, \$3,800 to \$5,000; average, \$4,400—																																																																																																																																															
Assistant chief investigator (accountant and auditor).....	Average— No. 1 Salary \$3, 800	Average— No. 1 Salary \$3, 800																																																																																																																																													
Total average number of employees.....	1	1																																																																																																																																													
Total salaries, departmental service.....	3, 800. 00	369. 45																																																																																																																																													
Field service:																																																																																																																																															
Salaries and wages—																																																																																																																																															
Salary range, \$10,800—																																																																																																																																															
Accountant and auditor.....	10, 800. 00	10, 800. 00																																																																																																																																													
Total average number of employees.....	1	1																																																																																																																																													
Total salaries and wages, field service.....	900. 00	4, 275. 00																																																																																																																																													
01 Total personal services.....	4, 700. 00	4, 644. 45																																																																																																																																													
05 Telegraph service.....	25. 00	14. 87																																																																																																																																													
06 Travel expenses.....	1, 275. 00	871. 20																																																																																																																																													
Total.....	6, 000. 00	5, 530. 52																																																																																																																																													
<p>Crater Lake National Park— Crater Lake National Park, Oregon: For administration, protection, and maintenance, including not exceeding \$450 \$1,600 for the purchase, maintenance, operation, and repair of motor-driven passenger-carrying vehicles for the use of the superintendent and employees in connection with general park work, \$30,980 \$33,360; for construction of physical improvements, \$5,000, including not exceeding \$800 for the construction of buildings \$3,800, of which not exceeding \$3,000 shall be available for construction of a warehouse; in all (acts May 22, 1902, vol. 32, p. 202; Mar. 3, 1925, vol. 43, p. 1176)</p>		\$37, 160. 00	35, 980. 00																																																																																																																																												
<table><tr><td></td><td>Estimated expenditures, 1927 appropriation</td><td>Estimated expenditures, 1926 appropriation</td><td>Expended and obligated, 1925</td></tr><tr><td colspan="4">Field service:</td></tr><tr><td>Salaries and wages—</td><td></td><td></td><td></td></tr><tr><td> Salary range, \$3,000 to \$3,600; average, \$3,300—</td><td></td><td></td><td></td></tr><tr><td> Superintendent.....</td><td>Average— No. 1 Salary \$3, 000</td><td>Average— No. 1 Salary \$3, 000</td><td>Average— No. 1 Salary \$3, 000</td></tr><tr><td> Salary range, \$1,680 to \$2,040; average, \$1,860—</td><td></td><td></td><td></td></tr><tr><td> Clerk and special disbursing agent.....</td><td>1 1, 800</td><td>1 1, 800</td><td>1 1, 680</td></tr><tr><td> Salary range, \$1,320 to \$1,680; average, \$1,500—</td><td></td><td></td><td></td></tr><tr><td> Stenographer-typist.....</td><td>1 1, 440</td><td>1 1, 320</td><td>.....</td></tr><tr><td> Salary range, \$1,500 to \$1,860; average, \$1,680—</td><td></td><td></td><td></td></tr><tr><td> Ranger.....</td><td>1 1, 680</td><td>1 1, 620</td><td>1 1, 500</td></tr><tr><td> Salary range, \$1,140 to \$1,500; average, \$1,320—</td><td></td><td></td><td></td></tr><tr><td> Rangers, temporary.....</td><td>2 1/2 1, 320</td><td>2 1/2 1, 320</td><td>2 1/2 1, 320</td></tr><tr><td> Total average number of employees.....</td><td>6 1/2</td><td>6 1/2</td><td>5 1/2</td></tr><tr><td> Total salaries and wages, field service.....</td><td>10, 670. 00</td><td>10, 490. 00</td><td>8, 904. 02</td></tr><tr><td>The difference between 1927 and 1926 is due to increase in salaries, \$180.</td><td></td><td></td><td></td></tr><tr><td>Miscellaneous and temporary labor.....</td><td>17, 373. 00</td><td>16, 000. 00</td><td>14, 872. 50</td></tr><tr><td>Deduct expenditure for personal services included in objects named below.....</td><td>28, 043. 00</td><td>26, 490. 00</td><td>23, 776. 52</td></tr><tr><td> 17, 373. 00</td><td>16, 000. 00</td><td>14, 872. 50</td><td></td></tr><tr><td>01 Net salaries and wages, field service.....</td><td>10, 670. 00</td><td>10, 490. 00</td><td>8, 904. 02</td></tr><tr><td> Supplies and materials:</td><td></td><td></td><td></td></tr><tr><td> 0200 Stationery and office supplies.....</td><td>150. 00</td><td>150. 00</td><td>147. 74</td></tr><tr><td> 0210 Medical supplies.....</td><td>60. 00</td><td>.....</td><td>.....</td></tr><tr><td> 0230 Fuel.....</td><td>100. 00</td><td>100. 00</td><td>99. 32</td></tr><tr><td> 0250 Forage and supplies for animals.....</td><td>100. 00</td><td>100. 00</td><td>96. 26</td></tr><tr><td> 0280 Sundry supplies.....</td><td>350. 00</td><td>300. 00</td><td>263. 10</td></tr><tr><td>02 Total supplies and materials.....</td><td>760. 00</td><td>650. 00</td><td>606. 42</td></tr><tr><td> Communication service:</td><td></td><td></td><td></td></tr><tr><td> 0500 Telegraph service.....</td><td>125. 00</td><td>125. 00</td><td>111. 90</td></tr><tr><td> 0510 Telephone service.....</td><td>150. 00</td><td>150. 00</td><td>104. 68</td></tr><tr><td>05 Total communication service.....</td><td>275. 00</td><td>275. 00</td><td>216. 58</td></tr><tr><td>06 Travel expenses.....</td><td>505. 00</td><td>505. 00</td><td>508. 10</td></tr><tr><td>07 Transportation of things.....</td><td>300. 00</td><td>300. 00</td><td>272. 32</td></tr><tr><td>08 Lithographing, engraving, engrossing.....</td><td>600. 00</td><td>600. 00</td><td>438. 23</td></tr><tr><td>11 Rents.....</td><td>100. 00</td><td>100. 00</td><td>108. 00</td></tr></table>			Estimated expenditures, 1927 appropriation	Estimated expenditures, 1926 appropriation	Expended and obligated, 1925	Field service:				Salaries and wages—				Salary range, \$3,000 to \$3,600; average, \$3,300—				Superintendent.....	Average— No. 1 Salary \$3, 000	Average— No. 1 Salary \$3, 000	Average— No. 1 Salary \$3, 000	Salary range, \$1,680 to \$2,040; average, \$1,860—				Clerk and special disbursing agent.....	1 1, 800	1 1, 800	1 1, 680	Salary range, \$1,320 to \$1,680; average, \$1,500—				Stenographer-typist.....	1 1, 440	1 1, 320	Salary range, \$1,500 to \$1,860; average, \$1,680—				Ranger.....	1 1, 680	1 1, 620	1 1, 500	Salary range, \$1,140 to \$1,500; average, \$1,320—				Rangers, temporary.....	2 1/2 1, 320	2 1/2 1, 320	2 1/2 1, 320	Total average number of employees.....	6 1/2	6 1/2	5 1/2	Total salaries and wages, field service.....	10, 670. 00	10, 490. 00	8, 904. 02	The difference between 1927 and 1926 is due to increase in salaries, \$180.				Miscellaneous and temporary labor.....	17, 373. 00	16, 000. 00	14, 872. 50	Deduct expenditure for personal services included in objects named below.....	28, 043. 00	26, 490. 00	23, 776. 52	17, 373. 00	16, 000. 00	14, 872. 50		01 Net salaries and wages, field service.....	10, 670. 00	10, 490. 00	8, 904. 02	Supplies and materials:				0200 Stationery and office supplies.....	150. 00	150. 00	147. 74	0210 Medical supplies.....	60. 00	0230 Fuel.....	100. 00	100. 00	99. 32	0250 Forage and supplies for animals.....	100. 00	100. 00	96. 26	0280 Sundry supplies.....	350. 00	300. 00	263. 10	02 Total supplies and materials.....	760. 00	650. 00	606. 42	Communication service:				0500 Telegraph service.....	125. 00	125. 00	111. 90	0510 Telephone service.....	150. 00	150. 00	104. 68	05 Total communication service.....	275. 00	275. 00	216. 58	06 Travel expenses.....	505. 00	505. 00	508. 10	07 Transportation of things.....	300. 00	300. 00	272. 32	08 Lithographing, engraving, engrossing.....	600. 00	600. 00	438. 23	11 Rents.....	100. 00	100. 00	108. 00		
	Estimated expenditures, 1927 appropriation	Estimated expenditures, 1926 appropriation	Expended and obligated, 1925																																																																																																																																												
Field service:																																																																																																																																															
Salaries and wages—																																																																																																																																															
Salary range, \$3,000 to \$3,600; average, \$3,300—																																																																																																																																															
Superintendent.....	Average— No. 1 Salary \$3, 000	Average— No. 1 Salary \$3, 000	Average— No. 1 Salary \$3, 000																																																																																																																																												
Salary range, \$1,680 to \$2,040; average, \$1,860—																																																																																																																																															
Clerk and special disbursing agent.....	1 1, 800	1 1, 800	1 1, 680																																																																																																																																												
Salary range, \$1,320 to \$1,680; average, \$1,500—																																																																																																																																															
Stenographer-typist.....	1 1, 440	1 1, 320																																																																																																																																												
Salary range, \$1,500 to \$1,860; average, \$1,680—																																																																																																																																															
Ranger.....	1 1, 680	1 1, 620	1 1, 500																																																																																																																																												
Salary range, \$1,140 to \$1,500; average, \$1,320—																																																																																																																																															
Rangers, temporary.....	2 1/2 1, 320	2 1/2 1, 320	2 1/2 1, 320																																																																																																																																												
Total average number of employees.....	6 1/2	6 1/2	5 1/2																																																																																																																																												
Total salaries and wages, field service.....	10, 670. 00	10, 490. 00	8, 904. 02																																																																																																																																												
The difference between 1927 and 1926 is due to increase in salaries, \$180.																																																																																																																																															
Miscellaneous and temporary labor.....	17, 373. 00	16, 000. 00	14, 872. 50																																																																																																																																												
Deduct expenditure for personal services included in objects named below.....	28, 043. 00	26, 490. 00	23, 776. 52																																																																																																																																												
17, 373. 00	16, 000. 00	14, 872. 50																																																																																																																																													
01 Net salaries and wages, field service.....	10, 670. 00	10, 490. 00	8, 904. 02																																																																																																																																												
Supplies and materials:																																																																																																																																															
0200 Stationery and office supplies.....	150. 00	150. 00	147. 74																																																																																																																																												
0210 Medical supplies.....	60. 00																																																																																																																																												
0230 Fuel.....	100. 00	100. 00	99. 32																																																																																																																																												
0250 Forage and supplies for animals.....	100. 00	100. 00	96. 26																																																																																																																																												
0280 Sundry supplies.....	350. 00	300. 00	263. 10																																																																																																																																												
02 Total supplies and materials.....	760. 00	650. 00	606. 42																																																																																																																																												
Communication service:																																																																																																																																															
0500 Telegraph service.....	125. 00	125. 00	111. 90																																																																																																																																												
0510 Telephone service.....	150. 00	150. 00	104. 68																																																																																																																																												
05 Total communication service.....	275. 00	275. 00	216. 58																																																																																																																																												
06 Travel expenses.....	505. 00	505. 00	508. 10																																																																																																																																												
07 Transportation of things.....	300. 00	300. 00	272. 32																																																																																																																																												
08 Lithographing, engraving, engrossing.....	600. 00	600. 00	438. 23																																																																																																																																												
11 Rents.....	100. 00	100. 00	108. 00																																																																																																																																												

Estimates of appropriations required for the service of the fiscal year ending June 30, 1927—Continued

General object (title of appropriation), date of acts, references to Statutes at Large, or to Revised Statutes, and estimated amount required for each detailed object				Total amount to be appropriated under each head of appropriation	Amount appropriated for the fiscal year ending June 30, 1926
Crater Lake National Park—Continued.					
	Estimated expenditures, 1927 appropriation	Estimated expenditures, 1926 appropriation	Expended and obligated, 1925		
Repairs and alterations:					
1200 Buildings.....	\$1,600.00	\$1,600.00	\$998.77		
1201 Grounds and fences.....	400.00	200.00	199.85		
1210 Roads.....	9,430.00	9,820.00	10,914.33		
1211 Trails.....	420.00	420.00	197.25		
1213 Telephone lines.....	625.00	225.00	224.50		
1220 Water system.....	400.00	400.00	396.79		
1280 Machinery and equipment.....	1,500.00	1,500.00	1,492.39		
12 Total repairs and alterations.....	14,375.00	14,165.00	14,423.88		
Special and miscellaneous current expenses:					
1327 Contingencies.....	500.00	440.00	245.23		
1387 Operation passenger-carrying motor vehicles.....	600.00	400.00	335.30		
1388 Sanitation and garbage disposal.....	740.00	540.00	237.26		
1389 Wood cutting in camp grounds.....	640.00	440.00			
13 Total special and miscellaneous current expenses.....	2,480.00	1,820.00	817.79		
Equipment:					
3000 Passenger-carrying vehicles.....	1,000.00	350.00	1,175.00		
3010 Furniture, furnishings, and fixtures.....	570.00	125.00	364.57		
3020 Educational, scientific, and recreational.....	125.00	125.00	130.00		
3050 Other equipment.....	1,600.00	1,600.00	450.44		
30 Total equipment.....	3,295.00	2,075.00	2,120.01		
Structures and parts, etc.:					
3211 Warehouse, Government camp.....	3,000.00				
Lookout station, Mount Scott.....	800.00		2,742.44		
Community house.....					
Altering cabin into an administration building.....		800.00	1,465.62		
Truck shed and garage, Government camp.....					
3213 Extension of pumping plants, sewer systems, and garbage-disposal facilities in public camp grounds.....		3,700.00			
32 Total structures and parts, etc.....	3,800.00	4,500.00	4,208.06		
Reserve.....		500.00			
Total.....	37,160.00	35,980.00	32,623.41		
General Grant National Park—					
General Grant National Park, California: For administration, protection, and maintenance (<i>acts Oct. 1, 1880, vol. 26, p. 650; Mar. 3, 1925, vol. 43, p. 1176</i>).....				\$12,300.00	\$12,180.00
	Estimated expenditures, 1927 appropriation	Estimated expenditures, 1926 appropriation	Expended and obligated, 1925		
Field service:					
Salaries and wages—	Average—	Average—	Average—		
Salary range, \$1,860 to \$2,440; average, \$2,100—	No. Salary	No. Salary	No. Salary		
Chief ranger.....	1 \$1,860	1 \$1,860	1 \$1,860		
Salary range, \$1,500 to \$1,860; average, \$1,680—					
Park rangers.....	1½ 1,500	1½ 1,500	1½ 1,500		
Salary range, \$1,140 to \$1,500; average, \$1,320—					
Park rangers.....	1½ 1,320	1½ 1,320	1½ 1,320		
Total average number of employees.....	3½	3½	3		
Total salaries and wages, field service.....	5,620.00	5,620.00	4,740.00		
Miscellaneous and temporary labor.....	3,000.00	3,000.00	5,303.08		
Deduct expenditure for personal services included in objects named below.....	8,620.00	8,620.00	10,043.08		
01 Net salaries and wages, field service.....	3,165.00	3,240.00	4,663.25		
Supplies and materials:					
0200 Stationery and office supplies.....	20.00	20.00	15.00		
0230 Fuel.....	180.00	180.00	101.50		
0250 Forage and other supplies for animals.....	100.00	100.00	97.58		
0280 Sundry supplies.....	180.00	385.00	162.85		
02 Total supplies and materials.....	480.00	685.00	376.93		
Communication service:					
0500 Telegraph service.....	30.00	30.00	27.84		
0510 Telephone service.....	20.00	20.00	27.55		
05 Total communication service.....	50.00	50.00	55.39		
06 Travel expenses.....	150.00	150.00	108.54		
07 Transportation of things.....	75.00	75.00	29.28		

Estimates of appropriations required for the service of the fiscal year ending June 30, 1927—Continued

General object (title of appropriation), date of acts, references to Statutes at Large, or to Revised Statutes, and estimated amount required for each detailed object				Total amount to be appropriated under each head of appropriation	Amount appropriated for the fiscal year ending June 30, 1926
General Grant National Park—Continued.					
	Estimated expenditures, 1927 appropriation	Estimated expenditures, 1926 appropriation	Expended and obligated, 1926		
Repairs and alterations:					
1200 Buildings, fences, and grounds.....	\$500.00	\$500.00	\$501.05		
1210 Roads.....	1,040.00	690.00	1,273.08		
1211 Trails.....	100.00	100.00	88.00		
1213 Telephone system.....	100.00	100.00	156.98		
1280 Machinery and equipment.....	650.00	450.00	748.59		
12 Total repairs and alterations.....	2,390.00	1,840.00	2,767.70		
Special and miscellaneous current expenses:					
1327 Contingencies.....	200.00	350.00	-----		
1388 Sanitation and garbage disposal and care of camp grounds.....	2,960.00	2,960.00	3,532.42		
13 Total miscellaneous and current expenses.....	3,160.00	3,310.00	3,532.42		
30 Equipment.....	540.00	540.00	919.97		
32 Structures and parts (camp grounds).....	-----	-----	2,005.89		
Reserve.....	-----	150.00	-----		
Total.....	12,300.00	12,180.00	15,175.95		
Glacier National Park—					
Glacier National Park, Montana: For administration, protection, and maintenance, including necessary repairs to the roads from Glacier Park Station through the Blackfeet Indian Reservation to various points in the boundary line of the Glacier National Park and the international boundary, including not exceeding [\$3,400] \$2,200 for the purchase, maintenance, operation, and repair of horse-drawn and motor-driven passenger-carrying vehicles for the use of the superintendent and employees in connection with general park work, [\$160,960] \$147,945; for construction of physical improvements, [\$24,000] \$19,800, including not exceeding [\$9,500] \$11,800 for the construction of buildings, of which not exceeding [\$2,500] \$3,000 shall be available for a ranger station and \$4,000 for a garage and shop at Belton headquarters] duplex cottage; in all (acts May 11, 1910, vol. 36, p. 354; Mar. 3, 1925, vol. 43, p. 1176)				\$167,745.00	\$184,960.00
	Estimated expenditures, 1927 appropriation	Estimated expenditures, 1926 appropriation	Expended and obligated, 1926		
Field service:					
Salaries and wages—	Average—	Average—	Average—		
Salary range, \$5,200 to \$6,000; average, \$5,600—	No. Salary	No. Salary	No. Salary		
Chief civil engineer.....	1 \$3,300	1 \$3,300	1 3,300		
Salary range, \$3,300 to \$3,900; average, \$3,600—					
Superintendent.....	1 3,000	1 3,000	1 3,000		
Salary range, \$3,000 to \$3,600; average, \$3,300—					
Landscape engineer.....	1 3,000	1 3,000	1 3,000		
Chief park naturalist.....	1 2,800	1 2,800	1 2,800		
Salary range, \$2,400 to \$3,000; average, \$2,700—					
Assistant engineer.....	2 2,450	2 2,450	2 2,450		
Assistant superintendent and chief rangers.....	1 2,400	1 2,400	1 2,400		
Assistant landscape engineer.....	1 2,100	1 2,100	1 2,100		
Salary range, \$1,860 to \$2,400; average, \$2,100—					
Chief clerk.....	3 1,900	3 1,900	3 1,900		
Assistant chief ranger.....	1 2,000	1 2,000	1 2,000		
Clerk-stenographers.....	1 2,100	1 2,100	1 2,100		
Mechanic.....	1 1,800	1 1,800	1 1,800		
Salary range, \$1,680 to \$2,040; average, \$1,860—					
General foreman.....	1 1,680	1 1,680	1 1,680		
Carpenter.....	1 1,560	1 1,560	1 1,560		
Salary range, \$1,500 to \$1,860; average, \$1,680—					
Stenographer-typist.....	16 1,500	16 1,500	16 1,500		
Rangers.....	1 1,500	1 1,500	1 1,500		
Clerk.....	1 1,520	1 1,520	1 1,520		
Auto mechanic helper.....	1 1,440	1 1,440	1 1,440		
Salary range, \$1,320 to \$1,680; average, \$1,500—					
Clerk-typists.....	1 1,200	1 1,200	1 1,200		
Salary range, \$1,140 to \$1,500; average, \$1,320—					
Clerk-typist.....	1 1,320	1 1,320	1 1,320		
Hostler and teamster.....	33 58,855.00	33 58,135.00	33 59,199.40		
Total average number of employees.....	78,960.00	78,260.00	75,610.21		
Total salaries and wages, field service.....	137,835.00	136,395.00	134,809.61		
The difference between 1927 and 1926 is due to increase in force, \$720.	88,920.00	88,200.00	87,986.92		
Miscellaneous and temporary labor.....	48,915.00	48,195.00	46,822.69		
Deduct expenditures for personal services included in objects named below.....					
01 Net salaries and wages, field service.....					

Estimates of appropriations required for the service of the fiscal year ending June 30, 1927—Continued

General object (title of appropriation), date of acts, references to Statutes at Large, or to Revised Statutes, and estimated amount required for each detailed object				Total amount to be appropriated under each head of appropriation	Amount appropriated for the fiscal year ending June 30, 1926
Glacier National Park—Continued.					
	Estimated expenditures, 1927 appropriation	Estimated expenditures, 1926 appropriation	Expended and obligated, 1926		
Supplies and materials:					
0200 Stationery and office supplies.....	\$450.00	\$450.00	\$438.28		
0210 Medical and hospital supplies.....	80.00	80.00	17.10		
0220 Scientific and educational supplies.....	25.00	25.00	22.16		
0230 Fuel.....	3,000.00	2,800.00	3,821.99		
0250 Forage and other supplies for animals.....	2,000.00	2,000.00	1,496.18		
0260 Provisions.....	500.00	500.00	1,050.20		
0270 Powder, explosives, etc.....	50.00	50.00	33.65		
0280 Sundry supplies.....	750.00	750.00	2,968.78		
0290 Materials.....	750.00	750.00	2,289.15		
02 Total supplies and materials.....	7,605.00	7,385.00	12,137.49		
03 Subsistence and support of persons.....	200.00	200.00	56.35		
04 Subsistence and care of animals.....	200.00	200.00	144.68		
Communication service:					
0500 Telegraph service.....	100.00	100.00	334.59		
0510 Telephone service.....	25.00	25.00	14.38		
05 Total communication service.....	125.00	125.00	348.97		
06 Travel expenses.....	1,500.00	1,500.00	2,063.34		
07 Transportation of things.....	1,200.00	1,200.00	1,015.12		
08 Lithographing, engraving and engrossing.....	200.00	200.00	106.44		
10 Furnishing heat, light, power, water, and electricity.....	200.00	200.00	196.63		
11 Other rents.....	400.00	400.00	763.14		
Repairs and alterations:					
1200 Buildings.....	4,000.00	4,000.00	3,903.62		
1201 Grounds.....		1,775.00	1,674.90		
1210 Roads, east side.....	22,500.00	26,500.00	20,512.02		
Roads, west side.....	15,000.00	15,600.00	15,757.66		
1211 Trails.....	12,000.00	13,000.00	12,644.78		
1213 Telephone system.....	4,000.00	4,680.00	3,311.71		
1220 Water, light, and sanitation system.....	2,000.00	2,000.00	2,225.02		
1280 Equipment.....	5,000.00	6,000.00	5,224.39		
1290 Miscellaneous.....	500.00	1,000.00	340.46		
12 Total repairs and alterations.....	65,000.00	74,555.00	65,594.56		
Special and miscellaneous current expenses:					
1327 Contingencies.....	500.00		250.96		
1380 Museum and information service.....			2,933.14		
Fish and game propagation.....	1,000.00	1,000.00	54.80		
Predatory animal control.....			1,411.93		
Operation of passenger vehicles.....	1,200.00	1,200.00	1,238.57		
Sanitation and garbage disposal.....	2,000.00	4,500.00	418.07		
Cutting wood for camp grounds.....	1,000.00	1,000.00	1,868.50		
Surveys.....	1,100.00	1,100.00	102.16		
Fire prevention.....			1,879.53		
Operation of sawmill.....	2,400.00	2,400.00			
13 Total special and miscellaneous current expenses.....	9,200.00	11,200.00	10,147.66		
Equipment:					
3000 Passenger-carrying vehicles.....		1,200.00	1,242.40		
3010 Furniture, furnishings, and fixtures.....	1,200.00	1,200.00	1,087.62		
3050 Other equipment.....	12,000.00	12,000.00	12,875.42		
30 Total equipment.....	13,200.00	14,400.00	15,205.44		
Structures and parts:					
3211 Ranger station.....	3,000.00	2,500.00	1,498.34		
Barns and sheds for above.....	600.00	600.00	42.15		
Ranger station and barn (completion).....			422.92		
Duplex quarters.....	4,000.00				
Snowshoe cabins, at \$400 to \$600 each.....	1,200.00	1,000.00	2,370.72		
Bunk house.....	1,500.00				
Mess house.....	1,500.00				
Registration building.....			1,145.81		
Two fire-lookout stations.....			1,369.44		
Addition to garage at Glacier Park station.....		1,500.00			
Garage at Belton.....		4,000.00			
3212 Transmountain road.....			98,000.00		
Trails.....			9,630.37		
Telephone lines.....	2,000.00	2,000.00	7,664.78		
3213 Sewer system at Belton.....			3,999.74		
Gravity water supply at camp grounds.....			2,820.02		
Frost-proof cellar.....			967.80		
Water main at Belton.....			1,199.18		
3226 Camp grounds.....	5,000.00	9,200.00	2,974.16		
Miscellaneous improvement.....	1,000.00	2,500.00	1,491.50		
32 Total structures and parts.....	19,800.00	23,200.00	135,618.93		
Reserve.....		2,000.00			
Total.....	167,745.00	184,960.00	290,221.44		

Estimates of appropriations required for the service of the fiscal year ending June 30, 1927—Continued

General object (title of appropriation), date of acts, references to Statutes at Large, or to Revised Statutes, and estimated amount required for each detailed object				Total amount to be appropriated under each head of appropriation	Amount appropriated for the fiscal year ending June 30, 1926
Grand Canyon National Park—					
Grand Canyon National Park, Arizona: For administration, protection, and maintenance, including not exceeding [\$1,500] \$2,000 for the purchase, maintenance, operation, and repair of motor-driven passenger-carrying vehicles for the use of the superintendent and employees in connection with general park work, [\$100,860] \$103,560; for construction of physical improvements, [\$91,500] \$28,500, including not exceeding [\$10,300] \$15,500 for the construction of buildings; of which not exceeding [\$3,000] shall be available for the construction of a ranger station on the north rim; not exceeding \$72,000 for the construction of a comprehensive sewage disposal system at administrative headquarters on the south rim [\$3,000] shall be available for a duplex cottage for employees, and \$5,000 for a warehouse; in all (acts Feb. 26, 1919, vol. 40, p. 1175; Mar. 3, 1925, vol. 43, p. 1177)				\$132,060.00	\$192,360.00
	Estimated expenditures, 1927 appropriation	Estimated expenditures, 1926 appropriation	Expended and obligated, 1925		
Field service:					
Salaries and wages—	<i>Average—</i>	<i>Average—</i>	<i>Average—</i>		
Salary range, \$3,900 to \$5,000; average, \$4,400—	No. 1 Salary \$3,800	No. 1 Salary \$3,800	No. 1 Salary \$3,800		
Superintendent	1 3,800	1 3,800	1 3,800		
Salary range, \$3,000 to \$3,600; average, \$3,300—	1 3,000	1 3,000	1 3,000		
Landscape engineer	1 3,000	1 3,000	1 3,000		
Salary range, \$2,400 to \$3,000; average, \$2,700—	1 2,400	1 2,400	1 2,400		
Assistant superintendent and special disbursing agent	1 2,400	1 2,400	1 2,400		
Salary range, \$2,100 to \$2,700; average, \$2,400—	1 2,400	1 2,400	1 2,400		
Assistant engineer	1 2,400	1 2,400	1 2,400		
Chief ranger	1 2,100	1 2,100	1 2,100		
Salary range, \$1,680 to \$2,040; average, \$1,860—	1 1,860	1 1,860	1 1,860		
Assistant chief ranger	1 1,860	1 1,860	1 1,860		
Clerk, accounting	1 1,740	1 1,740	1 1,740		
Salary range, \$1,500 to \$1,860; average, \$1,680—	2 1,710	2 1,710	2 1,710		
Clerks	2 1,710	2 1,710	2 1,710		
Rangers	3 1,500	2 1,500	2 1,500		
Levelman	1 1,680	1 1,680	1 1,680		
Salary range, \$1,320 to \$1,680; average, \$1,500—	5 1,440	5 1,440	3 1,440		
Temporary rangers	5 1,440	5 1,440	3 1,440		
Total average number of employees	17	16 1/2	14		
Total salaries and wages, field service	31,360.00	30,100.00	26,991.23		
The difference between 1927 and 1926 is due to increase in force, \$1,260.					
Miscellaneous and temporary labor	65,000.00	62,400.00	59,095.34		
Deduct expenditure for personal services included in objects named below	96,360.00	92,500.00	86,086.57		
	65,000.00	62,400.00	59,095.34		
01 Net salaries and wages, field service	31,360.00	30,100.00	26,991.23		
Supplies and materials:					
0200 Stationery and office supplies	400.00	350.00	302.69		
0210 Medical and hospital supplies	100.00	100.00	98.00		
0230 Fuel	3,000.00	2,500.00	2,651.88		
0250 Forage and other supplies for animals	2,500.00	2,500.00	2,165.41		
0260 Provisions	500.00	500.00	479.87		
0280 Sundry supplies	1,100.00	1,100.00	859.70		
0290 Materials	1,200.00	1,200.00	970.67		
02 Total supplies and materials	8,800.00	8,250.00	7,528.22		
03 Subsistence and support of persons	100.00	100.00			
04 Subsistence and care of animals	50.00	50.00			
Communication service:					
0500 Telegraph service	300.00	300.00	363.76		
0510 Telephone service	50.00	50.00	44.20		
0521 Postal service	10.00	10.00	3.00		
05 Total communication service	360.00	360.00	410.96		
06 Travel expenses	1,500.00	1,500.00	1,431.60		
07 Transportation of things	1,000.00	1,000.00	1,007.94		
10 Heat, light, and water	3,600.00	3,600.00	3,264.58		
11 Rents	100.00	100.00	295.00		
Repairs and alterations:					
1200 Buildings	3,500.00	3,000.00	3,803.93		
1201 Grounds	1,000.00	900.00	958.78		
1210 Roads, south rim	17,000.00	17,000.00	19,070.98		
Roads, north rim	4,000.00	4,300.00	2,230.15		
1211 Trails	9,900.00	9,400.00	9,503.60		
1213 Telephone lines	1,000.00	1,500.00	1,465.85		
1220 Sewer and water systems	1,000.00	500.00	343.27		
1250 Fences	300.00	100.00	892.91		
1280 Machinery and equipment	5,090.00	4,500.00	5,027.31		
12 Total repairs and alterations	42,790.00	41,200.00	43,296.78		

Estimates of appropriations required for the service of the fiscal year ending June 30, 1927—Continued

General object (title of appropriation), date of acts, references to Statutes at Large, or to Revised Statutes, and estimated amount required for each detailed object				Total amount to be appropriated under each head of appropriation	Amount appropriated for the fiscal year ending June 30, 1926
Grand Canyon National Park—Continued.					
	Estimated expenditures, 1927 appropriation	Estimated expenditures, 1926 appropriation	Expended and obligated, 1925		
Special and miscellaneous current expenses:					
1327 Contingencies.....	\$300.00	\$300.00	\$308.31		
1383 Fish and game propagation.....	300.00	300.00	-----		
1386 Predatory animal control.....	300.00	300.00	-----		
1387 Operation of passenger-carrying vehicles.....	600.00	900.00	659.85		
1388 Sanitation and garbage removal.....	2,200.00	1,200.00	1,615.43		
1389 Wood for camp grounds.....	500.00	500.00	500.00		
1397 Plans, maps and surveys.....	400.00	900.00	674.48		
13 Total special and miscellaneous current expenses.....	4,600.00	4,400.00	3,658.07		
Equipment:					
3000 Passenger-carrying vehicles.....	1,000.00	-----	1,194.08		
3010 Furniture, furnishings, and fixtures.....	500.00	500.00	718.52		
3020 Educational, scientific, and recreational.....	300.00	300.00	72.17		
3040 Livestock.....	500.00	1,000.00	1,000.00		
3050 Other equipment.....	7,000.00	8,000.00	6,993.12		
30 Total equipment.....	9,300.00	9,800.00	9,977.89		
Structures and parts:					
3211 Duplex cottage for employees, headquarters.....	3,000.00	-----	-----		
Warehouse.....	5,000.00	-----	-----		
Ranger cabin (half-way house).....	1,500.00	-----	-----		
Barn and storehouse for above stations.....	1,500.00	-----	-----		
Two cabins for trail crews, at \$1,600 each.....	3,000.00	-----	-----		
Powder magazine.....	1,500.00	-----	-----		
Ranger station, north rim.....	-----	3,000.00	-----		
Barn for above station.....	-----	1,000.00	-----		
Store room on north rim.....	-----	1,500.00	-----		
Machinery shed on north rim.....	-----	1,000.00	-----		
Three snow-shoe cabins, north rim.....	-----	1,800.00	-----		
Ranger station, Desert View.....	-----	1,500.00	-----		
Barn for above station.....	-----	500.00	-----		
Mess hall at headquarters.....	-----	-----	2,998.84		
One employees' cottage.....	-----	-----	1,499.12		
One employees' cottage.....	-----	-----	1,499.08		
Ranger station, pasture wash.....	-----	-----	1,497.03		
Barn for above station.....	-----	-----	499.62		
Ranger station, park entrance.....	-----	-----	1,492.78		
Barn for above station.....	-----	-----	494.77		
Paint shop at headquarters.....	-----	-----	1,489.62		
3212 Telephone lines.....	-----	3,200.00	-----		
Trails.....	-----	-----	30,000.00		
3213 Water and sewer systems.....	10,000.00	72,000.00	1,499.58		
3223 Camp grounds.....	3,000.00	5,000.00	2,905.26		
3226 Cleaning up Indian gardens.....	-----	1,000.00	-----		
32 Total structures and parts.....	28,500.00	91,500.00	45,875.70		
Transferred to Zion National Park.....	-----	-----	500.00		
Reserve.....	-----	1,000.00	-----		
Total.....	132,060.00	192,360.00	144,227.97		
Hawaii National Park—					
Hawaii National Park: For administration, protection, maintenance, and improvement, including not exceeding \$600 for the [purchase] maintenance, operation and repair of motor-driven passenger-carrying vehicles for the use of the superintendent and employees in connection with general park work, and including not exceeding [\$2,000] \$4,500 for the construction of buildings, of which not exceeding \$4,000 shall be available for a residence for the superintendent (acts Aug. 1, 1916, vol. 39, p. 432; Mar. 3, 1925, vol. 43, p. 1177).....				\$18,000.00	\$15,560.00
	Estimated expenditures, 1927 appropriation	Estimated expenditures, 1926 appropriation	Expended and obligated, 1925		
Field service:					
Salaries and wages--	Average--	Average--	Average--		
Salary range, \$3,000 to \$3,600; average, \$3,300--	No. Salary	No. Salary	No. Salary		
Superintendent.....	1 \$3,000	1 \$3,000	1 \$3,000		
Salary range, \$1,500 to \$1,960; average, \$1,680--					
Chief ranger.....	1 1,500	1 1,500	-----		
Salary range, \$1,140 to \$1,500; average, \$1,320--					
Clerk.....	1 1,140	1 1,140	1 1,140		
Clerk, accounting.....	1 1,200	-----	-----		
Rangers.....	2 1,140	2 1,140	1 1,140		
Salary range, \$1,020 to \$1,280; average, \$1,140--					
Temporary ranger.....	1 1,080	1 1,080	1 1,080		
Total average number of employees.....	5 1/2	5 1/2	3 1/2		
Total salaries and wages, field service.....	8,560.00	7,980.00	5,437.00		
The difference between 1927 and 1926 is due to increase in force, \$610.					

Estimates of appropriations required for the service of the fiscal year ending June 30, 1927—Continued

General object (title of appropriation), date of acts, references to Statutes at Large, or to Revised Statutes, and estimated amount required for each detailed object	Total amount to be appropriated under each head of appropriation	Amount appropriated for the fiscal year ending June 30, 1926
--	--	--

Hawaii National Park—Continued.

	Estimated expenditures, 1927 appropriation	Estimated expenditures, 1926 appropriation	Expended and obligated, 1925
Supplies and materials:			
0200 Stationery and office supplies.....	\$150.00	\$150.00	\$94.21
0230 Fuel.....	120.00	120.00	60.00
0280 Sundry supplies.....	100.00	250.00	21.17
02 Total supplies and materials.....	370.00	520.00	175.38
Communication service:			
0500 Telegraph service.....	100.00	100.00	43.98
0510 Telephone service.....	100.00	110.00	84.95
05 Total communication service.....	200.00	210.00	128.93
06 Travel expenses.....	500.00	500.00	129.13
07 Transportation of things.....	75.00	100.00	74.77
Repairs and alterations:			
1200 Buildings.....	200.00	300.00	225.33
1210 Roads.....	1,000.00	1,000.00	1,074.20
1211 Trails.....	500.00	600.00	454.96
1280 Machinery and equipment.....	400.00	300.00	496.54
1290 Crater rim safety.....	300.00	500.00	289.50
12 Total repairs and alterations.....	2,400.00	2,700.00	2,540.53
Special and miscellaneous current expenses:			
1327 Contingencies.....	100.00	150.00	
Operation of passenger vehicles.....	250.00	300.00	169.32
13 Total special and miscellaneous current expenses.....	350.00	450.00	169.32
Equipment (includes livestock):			
3010 Furniture, furnishings, and fixtures.....	115.00	100.00	90.70
3050 Other equipment.....	400.00	500.00	92.32
30 Total equipment.....	515.00	600.00	183.02
Structures and parts:			
3211 Superintendent's residence.....	4,000.00		
Garage and tool house.....	500.00		
Ranger cottage.....		1,500.00	
Four toilets.....		200.00	
Tool house.....		300.00	
Shelter cabins and four toilets.....			538.97
3213 Water tanks.....	500.00	300.00	
3227 Gateway at park entrance.....		200.00	
32 Total structures and parts.....	5,000.00	2,500.00	538.97
Total.....	18,000.00	15,560.00	9,377.05

Hot Springs National Park, Arkansas—

For administration, protection, maintenance and improvement, including not exceeding [\$1,300] \$1,500 for the purchase, maintenance, operation and repair of motor-driven passenger-carrying vehicles for the use of the superintendent and employees in connection with general park work, including not exceeding [\$600] \$1,350 for the construction of [a building] buildings; in all (acts Apr. 20, 1832, vol. 4, p. 505; Mar. 3, 1925, vol. 43, p. 1177)

\$71,400.00

\$72,100.00

	Estimated expenditures, 1927 appropriation	Estimated expenditures, 1926 appropriation	Expended and obligated, 1925
Field service:			
Salaries and wages—			
Salary range, \$3,000 to \$3,600; average, \$3,300—			
Landscape engineer.....	No. 1, Salary \$3,000	No. 1, Salary \$3,000	No. 1, Salary \$3,000
Salary range, \$2,100 to \$2,700; average, \$2,400—			
Chief clerk.....	1 2,200	1 2,200	1 2,200
Salary range, \$1,860 to \$2,400; average, \$2,100—			
Special agent.....	1 2,100	1 2,100	1 2,100
Salary range, \$1,680 to \$2,400; average, \$1,860—			
Foreman.....	1 1,740	1 1,740	1 1,740
Manager of free bathhouse.....	1 1,680	1 1,680	1 1,680
Clerk-stenographer.....	1 1,680	1 1,680	1 1,680
Chief policeman.....	1 1,680	1 1,680	1 1,610
Salary range, \$1,500 to \$1,860; average, \$1,680—			
Policemen.....	2 1,530	2 1,530	1 1,530
Engineer.....	1 1,500	1 1,500	1 1,500
Clerk.....	1 1,500	1 1,500	1 1,500
Salary range, \$1,320 to \$1,680; average, \$1,500—			
Policemen.....	4 1,320	4 1,320	4 1,320
Head bath attendant.....	1 1,320	1 1,320	1 1,320
Skilled laborer.....	1 1,320	1 1,320	1 1,320

Estimates of appropriations required for the service of the fiscal year ending June 30, 1927—Continued

General object (title of appropriation), date of acts, references to Statutes at Large, or to Revised Statutes, and estimated amount required for each detailed object				Total amount to be appropriated under each head of appropriation	Amount appropriated for the fiscal year ending June 30, 1926
<i>Hot Springs National Park, Arkansas—Continued.</i>					
	Estimated expenditures, 1927 appropriation	Estimated expenditures, 1926 appropriation	Expended and obligated, 1925		
Field service—Continued.					
Salaries and wages—Continued.					
Salary range, \$1,140 to \$1,500; average, \$1,320—	Average—	Average—	Average—		
Assistant foreman	No. Salary	No. Salary	No. Salary		
Salary range, \$1,020 to \$1,260; average, \$1,140—	1 \$1,140	1 \$1,140	1 \$1,140		
Laborers	13 1,080	13 1,080	13 1,080		
Salary range, \$900 to \$1,140; average, \$1,020—					
Laborers	4 960	4 960	4 960		
Salary range, \$780 to \$1,020; average, \$900—					
Bath attendants	7 908	7 908	7 911		
Total average number of employees	41 1/2	41 1/2	40 1/2		
Total salaries and wages, field service	50,790.00	50,790.00	50,214.47		
Deduct expenditures for personal service included in objects named below	28,940.00	28,940.00	29,084.13		
01 Total salaries and wages, field service	21,850.00	21,850.00	21,130.34		
Supplies and materials:					
0200 Stationery and office supplies	200.00	200.00	198.33		
0230 Fuel	500.00	500.00	339.38		
0250 Forage and other supplies for animals	100.00	100.00	84.65		
0280 Sundry supplies	500.00	500.00	413.29		
02 Total supplies and materials	1,300.00	1,300.00	1,035.65		
Communication service:					
0500 Telegraph service	50.00	50.00	43.37		
0510 Telephone service	115.00	115.00	114.25		
05 Total communication service	165.00	165.00	157.62		
06 Travel expenses	600.00	600.00	511.81		
07 Transportation of things	95.00	95.00	53.85		
08 Printing and binding	50.00	50.00	40.15		
10 Furnishing of heat, light, power, water, and electricity	3,025.00	3,050.00	3,040.29		
11 Rents			75.00		
Repairs and alterations:					
1200 Buildings	3,000.00	5,750.00	4,661.98		
1201 Grounds	9,200.00	9,200.00	9,592.19		
1210 Roads	1,800.00	1,600.00	1,794.99		
1211 Trails	600.00	600.00	618.74		
1212 Electric system	300.00	550.00	519.31		
1220 Water system	700.00	500.00	588.73		
1250 Commemorative, etc.	200.00	200.00	176.71		
1280 Machinery and equipment	1,500.00	1,300.00	1,551.19		
1290 Hail damage			394.72		
12 Total repairs and alterations	17,300.00	19,700.00	19,898.56		
Special and miscellaneous current expenses:					
1327 Contingencies	500.00				
1380 Operation of passenger motor vehicles	250.00	300.00	263.49		
Operation of free bathhouse and clinic	20,700.00	20,700.00	19,379.81		
Operation of public camp grounds	2,240.00	2,240.00	1,265.59		
13 Total special and miscellaneous current expenses	23,690.00	23,240.00	20,908.89		
Equipment:					
3010 Furniture, furnishings, and fixtures	500.00	200.00	180.28		
3050 Other equipment	750.00	750.00	1,196.25		
30 Total equipment	1,250.00	950.00	1,376.53		
Structures and parts:					
3211 Comfort station	1,000.00				
Community hall, kitchen, and laundry		600.00	2,082.52		
Shelter houses (2)	350.00				
3212 Trails	475.00				
3213 Sanitary sewer			14,911.77		
3217 Fountain	250.00				
32 Total structures and parts	2,075.00	600.00	16,994.29		
Transferred to Zion National Park			1,000.00		
Reserve		500.00			
Total	71,400.00	72,100.00	86,222.98		

Estimates of appropriations required for the service of the fiscal year ending June 30, 1927—Continued

General object (title of appropriation), date of acts, references to Statutes at Large, or to Revised Statutes, and estimated amount required for each detailed object			Total amount to be appropriated under each head of appropriation	Amount appropriated for the fiscal year ending June 30, 1926
Lafayette National Park— Lafayette National Park, Maine: For administration, protection, maintenance and improvement, including not exceeding ["\$500"] \$800 for the purchase, maintenance, operation and repair of motor-driven passenger-carrying vehicles for the use of the superintendent and employees in connection with general park work, [and including \$1,500 for the construction of ranger quarters] (acts Feb. 26, 1919, vol. 40, p. 1178; Mar. 8, 1925, vol. 43, p. 1177)			\$34,000.00	\$34,190.00
	Estimated expenditures, 1927 appropriation	Estimated expenditures, 1926 appropriation	Expended and obligated, 1925	
Field service:				
Salaries and wages—	<i>Average—</i>	<i>Average—</i>	<i>Average—</i>	
Salary range, \$2,400 to \$3,000; average, \$2,700—	No. Salary	No. Salary	No. Salary	
Superintendent.....	1 \$2,400	1 \$2,400	1 \$2,400	
Salary range, \$1,680 to \$2,040; average, \$1,860—				
Assistant superintendent.....	1 1,680	1 1,680	1 1,680	
Chief ranger.....	1 1,680	1 1,680	1 1,680	
Salary range, \$1,500 to \$1,860; average, \$1,680—				
Clerk-typist.....	1 1,500	1 1,500	1 1,500	
Rangers.....	4 1,500	4 1,500	2½ 1,500	
Salary range, \$1,140 to \$1,500; average, \$1,320—				
Ranger.....			½ 1,320	
Total average number of employees.....	8	8	7½	
Total salaries and wages, field service.....	13,260.00	13,260.00	11,965.00	
Miscellaneous and temporary labor.....	17,500.00	15,000.00	16,744.36	
	30,760.00	28,260.00	28,709.36	
Deduct expenditure for personal services included in objects named below.....	15,990.00	13,490.00	14,291.56	
01 Net salaries and wages, field service.....	14,770.00	14,770.00	14,417.80	
Supplies and materials:				
0200 Stationery and office supplies.....	300.00	300.00	219.08	
0230 Fuel.....	500.00	375.00	125.25	
0280 Sundry supplies.....	300.00	300.00	278.12	
0290 Materials.....	335.00	315.00	310.34	
02 Total supplies and materials.....	1,435.00	1,290.00	932.79	
Communication service:				
0500 Telegraph service.....	50.00	50.00	36.82	
0510 Telephone service.....	135.00	130.00	72.50	
05 Total communication service.....	185.00	180.00	109.32	
06 Travel expenses.....	800.00	700.00	698.65	
07 Transportation of things.....	150.00	150.00	139.23	
10 Lights and water.....	100.00	80.00	40.89	
11 Rents.....	1,360.00	1,120.00	1,155.00	
Repairs and alterations:				
1200 Buildings.....	200.00	200.00	273.21	
1201 Grounds.....	1,000.00	1,000.00	687.42	
1210 Roads.....	2,000.00	2,000.00	2,152.12	
1211 Trails.....	2,000.00	2,000.00	2,139.20	
1280 Machinery and equipment.....	2,300.00	1,800.00	2,168.62	
12 Total repairs and alterations.....	7,500.00	7,000.00	7,420.57	
Special and miscellaneous current expenses:				
1385 Insect control.....			247.73	
1387 Operation of passenger vehicle.....	500.00	500.00	580.00	
1397 Plans, maps, and surveys.....			498.53	
1721 Operation of boat.....	200.00	500.00	499.73	
13 Total special and miscellaneous current expenses.....	700.00	1,000.00	1,825.99	
Equipment:				
3010 Furniture, furnishings and fixtures.....			356.08	
3050 Other equipment.....	1,500.00	2,500.00	208.29	
30 Total equipment.....	1,500.00	2,500.00	564.31	
Structures and parts:				
3211 Ranger quarters.....		1,500.00	1,301.72	
3212 Roads.....			2,572.45	
Footpaths.....	1,000.00			
3226 Auto camp grounds.....	4,000.00	1,800.00	2,837.03	
3224 Surface drains.....			544.00	
3226 Miscellaneous.....			133.00	
Forestry and reforestation.....	500.00	1,600.00	2,302.07	
32 Total structures and parts.....	5,500.00	4,900.00	9,680.27	
Reserve.....		500.00		
Total.....	34,000.00	34,190.00	34,995.82	

Estimates of appropriations required for the service of the fiscal year ending June 30, 1927—Continued

General object (title of appropriation), date of acts, references to Statutes at Large, or to Revised Statutes, and estimated amount required for each detailed object	Total amount to be appropriated under each head of appropriation	Amount appropriated for the fiscal year ending June 30, 1926
<p>Lassen Volcanic National Park— Lassen Volcanic National Park, California: For administration, protection, and maintenance, including not exceeding [\$400] \$1,400 for the purchase, maintenance, operation, and repair of motor-driven passenger-carrying vehicles for the use of the superintendent and employees in connection with general park work, [\$8,500] \$11,200; for construction of physical improvements \$1,500, which shall be available for the construction of buildings, in all (<i>acts Aug. 9, 1916, vol. 39, p. 442; Mar. 3, 1925, vol. 43, p. 1177</i>) -----</p>	\$12,700.00	\$10,000.00

Estimates of appropriations required for the service of the fiscal year ending June 30, 1927—Continued

General object (title of appropriation), date of acts, references to Statutes at Large, or to Revised Statutes, and estimated amount required for each detailed object				Total amount to be appropriated under each head of appropriation	Amount appropriated for the fiscal year ending June 30, 1926
Mesa Verde National Park— Mesa Verde National Park, Colorado: For administration, protection, and maintenance, including not exceeding [\$2,400] \$1,200 for the purchase, maintenance, operation, and repair of horse-drawn and motor-driven passenger-carrying vehicles for the use of the superintendent and employees in connection with general park work, [\$37,385] \$39,550; for construction of physical improvements [\$5,450] \$5,250, [of which \$2,950 shall be available] including not exceeding \$4,500 for the construction of buildings, of which \$2,500 shall be available for a community house; in all (acts June 29, 1906, vol. 34, p. 616; Mar. 3, 1925, vol. 43, p. 1177)				\$44, 800. 00	\$42, 835. 00
	Estimated expenditures, 1927 appropriation	Estimated expenditures, 1926 appropriation	Expended and obligated, 1925		
Field service:					
Salaries and wages—	Average—	Average—	Average—		
Salary range, \$3,000 to \$3,600; average, \$3,300—	No. Salary	No. Salary	No. Salary		
Superintendent.....	1 \$3,000	1 \$3,000	1 \$3,000		
Salary range, \$2,100 to \$2,700; average, \$2,400—					
Chief clerk-special disbursing agent.....	1 2,100	1 2,100	1 2,100		
Salary range, \$1,860 to \$2,400; average, \$2,100—					
Chief ranger.....	1 1,860	1 1,860	1 1,860		
Salary range, \$1,680 to \$2,040; average, \$1,860—					
Clerk-special disbursing agent.....			1 1,740		
Salary range, \$1,500 to \$1,860; average \$1,680—					
Ranger, permanent.....	1 1,500	1 1,500	1 1,500		
Salary range, \$1,320 to \$1,680; average, \$1,500—					
Clerk (property clerk, storekeeper).....	1 1,500	1 1,320	1 1,320		
Salary range, \$1,140 to \$1,500; average, \$1,320—					
Clerk (stenographer-typist).....	1 1,500	1 1,500	1 1,500		
Rangers.....	2 1,200	2 1,200	1 1,140		
Museum assistant.....	1 1,200	1 1,200	1 1,140		
Salary range, \$1,020 to \$1,260; average, \$1,140—					
Clerk-typist.....	1 1,200	1 1,200	1 1,140		
Clerk-typist and ranger.....			1 980		
Total average number of employees.....	8 1/2	8	6 1/2		
Total salaries and wages, field service.....	13, 735. 00	13, 470. 00	10, 442. 19		
The difference between 1926 and 1927 is due to—					
Increase in force.....	\$175				
Increase in salary.....	90				
Net increase.....	265				
Miscellaneous and temporary labor.....	22, 355. 00	17, 275. 00	19, 833. 39		
Deduct expenditure for personal services included in objects named below.....	36, 090. 00	30, 745. 00	30, 275. 58		
01 Net salaries and wages, field service.....	22, 715. 00	17, 400. 00	20, 048. 14		
Supplies and materials:	13, 375. 00	13, 345. 00	10, 227. 44		
0200 Stationery and office supplies.....	230. 00	230. 00	109. 50		
0210 Medical and hospital supplies.....	100. 00	100. 00	39. 76		
0220 Scientific and recreational.....	150. 00	150. 00	61. 65		
0230 Fuels.....	350. 00	250. 00	194. 13		
0250 Forage and other supplies for animals.....	400. 00	350. 00	401. 16		
0260 Provisions.....	110. 00	110. 00			
0280 Sundry supplies.....	350. 00	200. 00	8. 71		
02 Total supplies and materials.....	1, 690. 00	1, 390. 00	814. 91		
Communication service:					
0500 Telegraph service.....	130. 00	125. 00	106. 44		
0510 Telephone service.....	130. 00	120. 00	103. 30		
0520 Other communication service.....	5. 00	5. 00	1. 80		
05 Total communication service.....	265. 00	250. 00	211. 54		
06 Travel expense.....	650. 00	600. 00	584. 27		
07 Transportation of things.....	300. 00	200. 00	133. 36		
11 Rents.....	300. 00	300. 00	300. 00		
Repairs and alterations:					
1200 Buildings and fences.....	1, 500. 00	1, 250. 00	1, 274. 31		
1201 Grounds.....	600. 00	400. 00	558. 05		
1210 Roads.....	7, 000. 00	6, 650. 00	7, 488. 01		
1211 Trails.....	600. 00	600. 00	593. 08		
1212 Electric system.....	250. 00	250. 00	198. 10		
1213 Telephone system.....	500. 00	500. 00	481. 78		
1220 Water system.....	400. 00	350. 00	201. 71		
1280 Machinery and equipment.....	2, 750. 00	2, 100. 00	2, 570. 76		
12 Total repairs and alterations.....	13, 600. 00	12, 100. 00	13, 365. 80		
Special and miscellaneous current expenses:					
1327 Contingencies.....	500. 00				
1382 Museum and information service.....	750. 00	750. 00	543. 62		
1387 Operation of passenger vehicles.....	450. 00	450. 00	218. 73		
1388 Sanitation of public camp grounds.....	670. 00	450. 00	490. 06		
1389 Cutting wood for public camp grounds.....	250. 00	200. 00	193. 95		
1680 Archaeological work.....	1, 500. 00	1, 500. 00	1, 396. 10		
13 Total special and miscellaneous current expenses.....	4, 120. 00	3, 350. 00	2, 844. 45		

Estimates of appropriations required for the service of the fiscal year ending June 30, 1927—Continued

General object (title of appropriation), date of acts, references to Statutes at Large, or to Revised Statutes, and estimated amount required for each detailed object

Total amount to be appropriated under each head of appropriation

Amount appropriated for the fiscal year ending June 30, 1926

Mesa Verde National Park—Continued.

	Estimated expenditures, 1927 appropriation	Estimated expenditures, 1926 appropriation	Expended and obligated, 1925
Equipment:			
3000 Passenger-carrying vehicle.....		\$1,000.00	
3010 Furniture, furnishings, and fixtures.....	\$1,000.00	800.00	\$996.80
3020 Educational, scientific, and recreational.....	1,000.00	800.00	817.12
3040 Livestock.....		250.00	
3050 Other equipment.....	3,250.00	2,500.00	3,407.63
30 Total equipment.....	5,250.00	5,350.00	5,221.55
Structures and parts:			
3211 Ranger cottage at Spruce Tree Camp.....	1,500.00		
Community House at Spruce Tree Camp.....	2,500.00		
Moving log cabin to camp grounds.....	500.00		
Shed for machinery and equipment.....		1,000.00	
Toilet buildings at camp grounds.....		1,200.00	
Hogan and Pueblo structure for Indians.....		750.00	
Ranger station.....			2,491.54
Employees' dormitory.....			1,492.36
Employees' mess hall.....			1,488.03
3213 Water systems, Spruce Tree Camp.....		2,500.00	3,989.68
3226 Enlargement public camp grounds.....	750.00		
32 Total structures and parts.....	5,250.00	5,450.00	9,461.61
Reserve.....		500.00	
Total.....	44,800.00	42,835.00	43,189.93

Mount McKinley National Park—

Mount McKinley National Park, Alaska: For administration, protection, and improvement (*acts Feb. 26, 1917, vol. 39 p. 938; Mar. 3, 1925, vol. 43, p. 1177*).....

\$18,700.00

\$13,800.00

	Estimated expenditures, 1927 appropriation	Estimated expenditures, 1926 appropriation	Expended and obligated, 1925
Field service:			
Salaries and wages—	Average—	Average—	Average—
Salary range, \$3,300 to \$3,900; average, \$3,600—	No. Salary	No. Salary	No. Salary
Superintendent.....	1 \$3,600	1 \$3,600	1 \$3,600
Salary range, \$2,100 to \$2,700; average, \$2,400—			
Clerk.....	1 2,400	1 2,400	
Salary range, \$2,400 to \$3,000; average, \$2,700—			
Chief ranger.....	1 2,400		1 2,400
Salary range, \$1,680 to \$2,040; average \$1,860—			
Rangers.....	2 1,800	2 1,800	1 1,800
Salary range, less than \$240—			
Ranger.....	1 12	1 12	1 12
Total average number of employees.....	6	5 1/2	3 1/2
Total salaries, field service.....	12,012.00	9,812.00	7,128.66
The difference between 1927 and 1926 is due to increase in force, \$2,200.			
Miscellaneous and temporary labor.....	4,000.00	2,000.00	388.00
	16,012.00	11,812.00	7,516.66
Deduct expenditure for personal services included in objects named below.....	4,000.00	2,000.00	388.00
01 Net salaries and wages, field service.....	12,012.00	9,812.00	7,128.66
Supplies and materials:			
0200 Stationery and office supplies.....	100.00	59.00	28.00
0210 Medical supplies.....	50.00		
0230 Fuel.....	475.00	475.00	210.60
0250 Forage and supplies for animals.....	1,750.00	1,742.00	1,650.52
0280 Sundry supplies.....	200.00	100.00	5.00
0290 Materials.....	100.00	112.00	59.71
02 Total supplies and materials.....	2,675.00	2,488.00	1,953.83
05 Communication service.....	100.00	75.00	58.03
06 Travel expense.....	500.00	400.00	341.40
07 Transportation of things.....	500.00	75.00	220.63
Repairs and alterations:			
1200 Buildings.....	700.00	150.00	70.00
1201 Grounds and fences.....	200.00	50.00	
1280 Machinery and equipment.....	200.00	100.00	19.37
12 Total repairs and alterations.....	1,100.00	300.00	89.37

Estimates of appropriations required for the service of the fiscal year ending June 30, 1927—Continued

General object (title of appropriation), date of acts, references to Statutes at Large, or to Revised Statutes, and estimated amount required for each detailed object				Total amount to be appropriated under each head of appropriation	Amount appropriated for the fiscal year ending June 30, 1926
Mount McKinley National Park—Continued.					
	Estimated expenditures, 1927 appropriation	Estimated expenditures, 1926 appropriation	Expended and obligated, 1925		
Special and miscellaneous current expenses:					
1327 Contingencies.....	\$113.00	\$50.00	\$19.23		
1388 Sanitation and garbage disposal.....	300.00				
1389 Wood cutting.....	200.00				
13 Total special and miscellaneous current expenses.....	613.00	50.00	19.23		
Equipment:					
3010 Furniture, furnishings, and fixtures.....	300.00	175.00	229.48		
3040 Livestock.....	300.00				
3050 Other equipment.....	600.00	425.00	1,292.37		
30 Total equipment.....	1,200.00	600.00	1,521.85		
32 Structures and parts (ranger cabins).....			200.00		
Total.....	18,700.00	13,800.00	11,533.00		
Mount Rainier National Park—					
Mount Rainier National Park, Washington: For administration, protection, and maintenance, including not exceeding [\$3,100] \$1,600 for the purchase, maintenance, operation, and repair of motor-driven passenger-carrying vehicles for the use of the superintendent and employees in connection with general park work, [\$90,130] \$85,300; for construction of physical improvements, [\$16,370] \$25,700, including not exceeding \$18,500 for the construction of buildings, of which not exceeding \$10,000 shall be available for a community building, \$3,000 for a ranger station, \$2,000 for an employees' cottage, and \$2,000 for an equipment shed, in all (acts Mar. 2, 1899, vol. 30, p. 998; Mar. 3, 1925, vol. 43, p. 1177; Mar. 4, 1925, vol. 43, p. 1331).....				\$111,000.00	\$106,500.00
	Estimated expenditures, 1927 appropriation	Estimated expenditures, 1926 appropriation	Expended and obligated, 1925		
Field service:					
Salaries and wages—	Average—	Average—	Average—		
Salary range, \$3,300 to \$3,900; average, \$3,600—	No. Salary	No. Salary	No. Salary		
Superintendent.....	1 \$3,300	1 \$3,300	1 \$3,300		
Salary range, \$2,400 to \$3,000; average, \$2,700—					
Assistant superintendent.....	1 2,400	1 2,400	1 2,400		
Salary range, \$2,100 to \$2,700; average, \$2,400—					
Chief ranger.....	1 2,100	1 2,100	1 2,100		
General foreman.....	1 2,100	1 2,100	1 2,100		
Salary range, \$1,860 to \$2,400; average, \$2,100—					
Assistant chief ranger.....	1 1,860	1 1,860	1 1,860		
Naturalist.....	1 1,860	1 1,860	1 1,860		
Salary range, \$1,500 to \$1,860; average, \$1,680—					
Clerks.....	4 1,590	4 1,590	3 1,580		
Rangers.....	6 1,500	6 1,500	4 1,500		
Salary range, \$1,320 to \$1,680; average, \$1,500—					
Clerk.....	1 1,470	1 1,470	1 1,440		
Salary range, \$1,140 to \$1,500; average, \$1,320—					
Telephone operator.....	1 1,160	1 1,160	1 1,140		
Rangers.....	4 1,395	4 1,395	4 1,381		
Total average number of employees.....	22 1/2	22 1/2	18 1/2		
Total salaries and wages, field service.....	37,600.00	37,600.00	32,367.60		
Miscellaneous and temporary labor.....	49,700.00	49,700.00	53,650.00		
	87,300.00	87,300.00	86,017.60		
Deduct expenditures for personal services included in objects named below.....	51,800.00	51,800.00	55,750.00		
01 Net salaries and wages, field service.....	35,500.00	35,500.00	30,267.60		
Supplies and materials:					
0200 Stationery and office supplies.....	350.00	300.00	244.26		
0210 Medical and hospital supplies.....	50.00	50.00	98.01		
0230 Fuel.....	1,500.00	1,000.00	573.12		
0250 Forage and other supplies for animals.....	1,000.00	1,000.00	791.23		
0260 Provisions.....	100.00	100.00	108.80		
0280 Sundry supplies.....	400.00	400.00	427.96		
02 Total supplies and materials.....	3,400.00	2,850.00	2,243.38		
Communication service:					
0500 Telegraph service.....	150.00	150.00	147.65		
0510 Telephone service.....	50.00	50.00			
05 Total communication service.....	200.00	200.00	147.65		
06 Travel expense.....	850.00	830.00	814.11		
07 Transportation of things.....	800.00	700.00	735.29		
08 Printing and binding (lithographing, engraving, and engrossing).....	700.00	700.00	498.35		
10 Furnishing of electricity.....	300.00	300.00	266.30		
11 Rents.....			75.00		

Estimates of appropriations required for the service of the fiscal year ending June 30, 1927—Continued

General object (title of appropriation), date of acts, references to Statutes at Large, or to Revised Statutes, and estimated amount required for each detailed object

Total amount to be appropriated under each head of appropriation

Amount appropriated for the fiscal year ending June 30, 1926

Mount Rainier National Park—Continued.

	Estimated expenditures, 1927 appropriation	Estimated expenditures, 1926 appropriation	Expended and obligated, 1925
Repairs and alterations:			
1200 Buildings.....	\$1,500.00	\$1,500.00	\$950.43
1201 Care of grounds.....	500.00	500.00	449.07
1210 Roads.....	17,000.00	17,000.00	30,764.28
1211 Trails.....	3,000.00	5,000.00	2,973.43
1212 Electric system.....	500.00	500.00	477.03
1213 Telephone system.....	3,000.00	3,000.00	2,493.95
1220 Water and sewer system.....	1,000.00	1,000.00	485.91
1280 Machinery and equipment.....	5,000.00	5,000.00	3,930.00
1290 Miscellaneous.....	400.00	400.00	416.46
12 Total repairs and alterations.....	31,900.00	33,900.00	42,940.60
Special and miscellaneous current expenses:			
1380 Information and nature guide service.....	500.00	500.00	481.43
Fish and game propagation.....	400.00	400.00	299.85
Mosquito control.....	100.00	100.00	15.00
Operation of passenger vehicles.....	600.00	600.00	300.03
Sanitation and garbage disposal.....	2,000.00	2,000.00	1,419.59
Cutting wood for public camps.....	1,000.00	1,000.00	1,006.71
Surveys.....	600.00	600.00	584.13
13 Total miscellaneous and current expenses.....	5,200.00	5,200.00	4,106.74
Equipment:			
3000 Passenger-carrying vehicle.....		1,500.00	1,200.00
3010 Furniture, furnishings, and fixtures.....	1,000.00	1,000.00	1,509.46
3040 Livestock.....	200.00	200.00	
3050 Other equipment.....	5,250.00	7,250.00	3,733.32
30 Equipment.....	6,450.00	9,950.00	6,442.78
Structures and parts:			
3211 Community building.....	10,000.00		
Carbon River entrance station.....	3,000.00		
Employees cottage.....	2,000.00		
Comfort station.....	1,500.00		
Equipment shed.....	2,000.00		
Comfort station.....			2,317.95
Miscellaneous small buildings.....			538.18
3212 Roads.....			22,477.67
Extension of telephone system.....	1,000.00		
3226 Development of camp grounds.....	6,200.00	14,370.00	2,490.20
32 Total structures and parts.....	25,700.00	14,370.00	27,824.00
Reserve.....		2,000.00	
Total.....	111,000.00	106,500.00	116,361.80

Platt National Park—

Platt National Park, Oklahoma: For administration, protection, maintenance, and improvement [establishment of auto camps and comfort station] (acts July 1, 1902, vol. 32, p. 655; Mar. 3, 1925, vol. 43, p. 1177)

\$12,400.00

\$17,920.00

	Estimated expenditures, 1927 appropriation	Estimated expenditures, 1926 appropriation	Expended and obligated, 1925
Field service:			
Salaries and wages—			
Salary range, \$1,860 to \$2,400; average, \$2,100—	<i>Average—</i>	<i>Average—</i>	<i>Average—</i>
Superintendent.....	No. 1 Salary \$1,860	No. 1 Salary \$1,860	No. 1 Salary \$1,860
Salary range, \$1,500 to \$1,860; average, \$1,680—			
Clerk.....	1 1,500	1 1,500	1 1,500
Salary range, \$780 to \$1,020; average, \$900—			
Ranger.....	1 960	1 960	1 960
Total average number of employees.....	3	3	3
Total salaries and wages, field service.....	4,320.00	4,320.00	4,320.00
Miscellaneous and temporary labor.....	4,460.00	4,460.00	4,460.00
	8,780.00	8,780.00	8,780.00
Deduct expenditure for personal services included in objects named below.....	3,500.00	3,500.00	3,500.00
01 Net salaries and wages, field service.....	5,280.00	5,280.00	5,280.00
Supplies and materials:			
0200 Stationery and office supplies.....	150.00	225.00	109.29
0230 Fuel.....	160.00	60.00	60.00
0250 Forage and other supplies.....	500.00	450.00	476.66
0280 Sundry supplies.....	75.00	100.00	9.86
02 Total supplies and materials.....	885.00	335.00	655.81

Estimates of appropriations required for the service of the fiscal year ending June 30, 1927—Continued

General object (title of appropriation), date of acts, references to Statutes at Large, or to Revised Statutes, and estimated amount required for each detailed object				Total amount to be appropriated under each head of appropriation	Amount appropriated for the fiscal year ending June 30, 1926
Platt National Park—Continued.					
	Estimated expenditures, 1927 appropriation	Estimated expenditures, 1926 appropriation	Expended and obligated, 1925		
Communication service:					
0500 Telegraph service.....	\$50.00	\$75.00	\$11.66		
0510 Telephone service.....	66.00	66.00	64.27		
0621 Post-office box rent.....	4.00	4.00	4.00		
05 Total communication service.....	120.00	145.00	79.93		
06 Travel expense.....	175.00	200.00	116.37		
07 Transportation of things.....		25.00	3.08		
10 Furnishing of heat, light, and power.....	500.00	700.00	487.30		
Repairs and alterations:					
1200 Buildings.....	1,710.00	2,210.00	2,018.64		
1210 Roads.....	800.00	800.00	739.67		
1211 Trails.....	230.00	250.00	199.93		
1280 Machinery and equipment.....	400.00	400.00	399.34		
1290 Miscellaneous.....	600.00	908.00	782.34		
12 Total repairs and alterations.....	3,740.00	4,568.00	4,139.82		
Special and miscellaneous current expenses:					
1327 Contingencies.....	100.00				
1388 Sanitation of camp grounds.....	1,100.00	900.00	921.41		
13 Total special and miscellaneous current expenses.....	1,200.00	900.00	921.41		
30 Equipment (other equipment).....	500.00	100.00	97.25		
Structures and parts:					
3211 Construction of machine shed.....		500.00			
Four cement comfort stations, at \$775 each.....		3,100.00			
3212 Extension of sewer system.....		350.00			
3213 Extension of water system.....		217.00			
3226 Extension of camp grounds.....		500.00			
32 Total structures and parts.....		4,667.00			
Reserve.....		500.00			
Total.....	12,400.00	17,920.00	11,780.97		

Rocky Mountain National Park—

Rocky Mountain National Park, Colorado: For administration, protection, and maintenance, including not exceeding \$1,500 for the purchase, maintenance, operation, and repair of motor-driven passenger-carrying vehicles for the use of the superintendent and employees in connection with general park work [\$77,160] \$74,500; for construction of physical improvements [\$7,500] \$12,500, including not exceeding \$5,500 for the construction of buildings, of which not exceeding [\$2,500] \$2,000 shall be available for [a stable and hay loft, and \$3,000 for quarters for road crew] quarters for employees; in all (acts Jan. 26, 1915, vol. 38, p. 798; Mar. 3, 1925, vol. 43, p. 1177; Mar. 4, 1925, vol. 43, p. 1331).....

\$87,000.00

\$84,660.00

	Estimated expenditures, 1927 appropriation	Estimated expenditures, 1926 appropriation	Expended and obligated, 1925
Field service:			
Salaries and wages—			
Salary range, \$3,300 to \$3,900; average, \$3,600—	Average—	Average—	Average—
Superintendent.....	No. 1 Salary \$3,300	No. 1 Salary \$3,300	No. 1 Salary \$3,300
Salary range, \$2,400 to \$3,000; average, \$2,700—			
Assistant landscape engineer.....	1 2,400	1 2,400	1 2,400
Salary range, \$2,100 to \$2,700; average, \$2,400—			
Assistant superintendent.....	1 2,400	1 2,400	1 2,100
Chief clerk.....	1 2,400	1 2,400	1 2,100
Salary range, \$1,800 to \$2,400; average, \$2,100—			
Auto mechanic.....	1 2,000	1 2,000	1 2,000
Salary range, \$1,680 to \$2,040; average, \$1,860—			
Chief ranger.....	1 1,800	1 1,800	
Park naturalist.....	1 1,800	1 1,800	1 1,800
Foremen.....	1 1,800	1 1,800	1 1,800
Salary range, \$1,500 to \$1,860; average, \$1,680—			
Clerk stenographer.....	1 1,620	1 1,620	1 1,500
Rangers.....	4 1,500	4 1,500	3 1,500
Storekeeper.....	1 1,800	1 1,500	1 1,500
Salary range, \$1,140 to \$1,500; average, \$1,320—			
Clerk.....	1 1,200	1 1,200	1 1,200
Rangers.....	6 1,200	5 1,200	4 1,200
Total average number of employees.....	20 1/2	19 1/2	14
Total salaries and wages, field service.....	33,270.00	31,770.00	23,280.02

Estimates of appropriations required for the service of the fiscal year ending June 30, 1927—Continued

General object (title of appropriation), date of acts, references to Statutes at Large, or to Revised Statutes, and estimated amount required for each detailed object				Total amount to be appropriated under each head of appropriation	Amount appropriated for the fiscal year ending June 30, 1926
<i>Rocky Mountain National Park—Continued.</i>					
	Estimated expenditures, 1927 appropriation	Estimated expenditures, 1926 appropriation	Expended and obligated, 1925		
Field service—Continued.					
Salaries and wages—Continued.					
The difference between 1927 and 1926 is due to—					
Increase in force.....	\$1,200				
Increase in salaries.....	300				
Total increase.....	1,500				
Miscellaneous and temporary labor.....	\$45,000.00	\$35,000.00	\$48,197.18		
	78,270.00	66,770.00	71,436.20		
Deduct expenditure for personal services included in objects named below.....	56,000.00	44,520.00	50,632.18		
01 Net salaries and wages, field service.....	22,270.00	22,250.00	20,804.02		
Supplies and materials:					
0200 Stationery and office supplies.....	500.00	500.00	235.27		
0230 Fuel.....	800.00	700.00	727.84		
0250 Forage and other supplies for animals.....	1,100.00	1,100.00	872.14		
0280 Sundry supplies.....	750.00	750.00	664.05		
0290 Materials.....	200.00		146.68		
02 Total supplies and materials.....	3,350.00	3,050.00	2,645.98		
Communication service:					
0500 Telegraph service.....	100.00	100.00	63.09		
0510 Telephone service.....	245.00	185.00	234.99		
0520 Post office box.....	5.00	5.00	4.40		
05 Total communication service.....	350.00	290.00	302.48		
06 Travel expense.....	600.00	600.00	552.65		
07 Transportation of things.....	450.00	450.00	382.14		
10 Furnishing of heat, light, power, water, etc.....	300.00	300.00	179.25		
11 Rents.....	300.00	300.00			
Repairs and alterations:					
1200 Buildings.....	3,000.00	2,900.00	2,811.68		
1201 Grounds and fences.....	3,000.00	1,400.00	1,583.63		
1210 Roads.....	21,500.00	26,000.00	45,204.62		
1211 Trails.....	4,000.00	4,000.00	2,594.73		
1213 Telephone system.....	1,480.00	1,220.00	1,219.98		
1280 Machinery and equipment.....	3,800.00	3,500.00	3,566.44		
12 Total repairs and alterations.....	36,780.00	39,020.00	56,981.08		
Special and miscellaneous current expenses:					
1327 Contingencies.....	500.00				
1382 Museum and information service.....	300.00	300.00	579.67		
1383 Fish and game propagation.....	150.00	150.00	149.73		
1384 Mosquito control.....	400.00	400.00	399.64		
1386 Control of predatory animals.....	300.00	300.00	80.00		
1387 Operation of passenger-carrying vehicles.....	700.00	700.00	699.98		
1388 Sanitation and garbage disposal.....	1,450.00	1,450.00	1,049.50		
1389 Cutting wood for campers.....	250.00	250.00	300.00		
1398 Fire prevention.....	50.00	50.00	46.66		
13 Total special and miscellaneous current expenses.....	4,100.00	3,600.00	3,305.18		
Equipment:					
3010 Furniture, furnishings and fixtures.....	500.00	500.00	544.22		
3040 Livestock.....	500.00	500.00	420.00		
3050 Other equipment.....	5,000.00	5,000.00	8,739.06		
30 Total equipment.....	6,000.00	6,000.00	9,703.28		
Structures and parts:					
3211 Road camp buildings.....	2,000.00	2,800.00	2,979.01		
Quarters for employees.....	2,000.00		1,500.00		
Ranger stations.....			1,486.42		
Shelter cabin.....	1,500.00				
Stable and hay loft.....		2,500.00			
Storehouse.....			1,500.00		
3212 Roads.....			15,000.00		
Trail construction.....			3,485.12		
Water supply and sanitation.....	6,000.00				
Camp ground development.....	1,000.00	1,500.00	1,999.17		
32 Total structures and parts.....	12,500.00	6,800.00	27,949.72		
Reserve.....		2,000.00			
Total.....	87,000.00	84,660.00	122,805.78		

Estimates of appropriations required for the service of the fiscal year ending June 30, 1927—Continued

General object (title of appropriation), date of acts, references to Statutes at Large, or to Revised Statutes, and estimated amount required for each detailed object				Total amount to be appropriated under each head of appropriation	Amount appropriated for the fiscal year ending June 30, 1926
Sequoia National Park— Sequoia National Park, California: For administration, protection, and maintenance, including not exceeding \$1,500 for the purchase, maintenance, operation and repair of motor-driven passenger-carrying vehicles for the use of the superintendent and employees in connection with general park work [\$62,572] \$69,350; for construction of physical improvements, [\$9,138] \$4,400, including not exceeding [\$4,500] \$2,900 for the construction of buildings, of which not exceeding [\$1,800] \$1,600 shall be available for [a barn at Alder Creek and \$1,700 for a warehouse] an addition to the administration building; in all (acts Sept. 25, 1890, vol. 26, p. 478; Mar. 3, 1925, vol. 43, p. 1178)				\$73,750.00	\$71,710.00
	Estimated expenditures, 1927 appropriation	Estimated expenditures, 1926 appropriation	Expended and obligated, 1925		
Field service:					
Salaries and wages—					
Salary range, \$5,200 to \$6,000; average, \$5,600—					
Chief civil engineer.....					
Salary range, \$3,300 to \$3,900; average, \$3,600—					
Superintendent.....	1	1	1		
Salary range, \$2,100 to \$2,700; average, \$2,400—					
Chief clerk, special disbursing agent.....	1	1	1		
Chief ranger.....	1	1	1		
Salary range, \$1,680 to \$2,040; average, \$1,860—					
Bookkeeper.....	1	1	1		
Salary range, \$1,500 to \$1,860; average, \$1,680—					
Rangers.....	5½	5½	5½		
Salary range, \$1,140 to \$1,500; average, \$1,320—					
Rangers.....	5½	4½	4½		
Typist-clerk.....	1	1	1		
Total average number of employees.....	16	15½	14½		
Total salaries and wages, field service.....	25,080.00	24,900.00	24,477.37		
The difference between 1927 and 1926 is due to—					
Increase in force.....	\$880				
Increase in wages.....	300				
Total increase.....	1,180				
Miscellaneous and temporary labor.....	25,000.00	20,000.00	54,346.19		
Deduct expenditures for personal services included in objects named below.....	51,080.00	44,900.00	78,823.56		
	20,020.00	16,940.00	50,147.29		
01 Net salaries and wages, field service.....	31,060.00	27,960.00	28,678.27		
Supplies and materials:					
0200 Stationery and office supplies.....	440.00	400.00	210.40		
0210 Medical and hospital supplies.....	50.00	50.00	31.32		
0230 Fuel.....	1,000.00	1,000.00	1,002.46		
0250 Forage and other expense for animals.....	1,100.00	950.00	750.35		
0280 Sundry supplies.....	600.00	500.00	606.20		
02 Total supplies and materials.....	3,190.00	2,900.00	2,600.83		
Communication service:					
0500 Telegraph expense.....	300.00	200.00	202.92		
0510 Telephone expense.....	75.00	75.00	86.35		
05 Total communication service.....	375.00	275.00	289.27		
06 Travel expense.....	1,200.00	1,200.00	1,147.67		
07 Transportation of things.....	300.00	300.00	311.08		
10 Furnishing of light, heat, and power.....	1,500.00	1,500.00	1,487.04		
11 Rents.....	150.00	150.00	150.00		
Repairs and alterations:					
1200 Buildings.....	1,500.00	1,175.00	1,096.02		
1201 Care of grounds.....	800.00	600.00	600.07		
1210 Roads and bridges.....	8,300.00	6,750.00	6,326.57		
1211 Trails.....	2,100.00	2,100.00	2,096.55		
1212 Electric system.....	300.00	200.00			
1213 Telephone system.....	1,400.00	1,400.00	1,395.15		
1220 Water system.....	2,000.00	2,000.00	1,066.31		
Sewer system.....	2,000.00	2,162.00	1,192.79		
1280 Machinery and equipment.....	3,500.00	3,250.00	3,954.94		
12 Total repairs and alterations.....	21,900.00	19,637.00	17,728.40		
Special and miscellaneous current expenses:					
1382 Museum and information service.....	150.00	150.00	162.82		
1383 Fish planting and game propagation.....	500.00	500.00	490.65		
1387 Operation of passenger vehicles.....	700.00	450.00	617.06		
1388 Sanitation and care of camp grounds.....	3,500.00	2,000.00	1,605.19		
1397 Plans, maps, and surveys.....	575.00	575.00	463.30		
1632 Moving to and from headquarters.....	300.00	300.00	300.08		
13 Total special and miscellaneous current expenses.....	5,725.00	3,975.00	3,639.10		
Equipment:					
3000 Passenger-carrying vehicles.....		1,050.00	1,397.83		
3010 Furniture, furnishings, and fixtures.....	900.00	900.00	1,458.91		
3020 Educational and scientific equipment.....	180.00	150.00	150.73		
3040 Livestock.....	200.00	200.00	745.00		
3050 Other equipment.....	2,700.00	2,000.00	2,189.48		
30 Total equipment.....	3,980.00	4,300.00	5,941.95		

Estimates of appropriations required for the service of the fiscal year ending June 30, 1927—Continued

General object (title of appropriation), date of acts, references to Statutes at Large, or to Revised Statutes, and estimated amount required for each detailed object				Total amount to be appropriated under each head of appropriation	Amount appropriated for the fiscal year ending June 30, 1926
Sequoia National Park—Continued.					
	Estimated expenditures, 1927 appropriation	Estimated expenditures, 1926 appropriation	Expended and obligated, 1925		
Structures and parts:					
3211 Park headquarters, Alder Creek and Middle Fork developments.....					
Cabin for employees.....	\$1,300.00				
Administration building addition.....	1,600.00				
Barn at Alder Creek.....		\$1,800.00			
Comfort station at Alder Creek.....		1,000.00			
Warehouse.....		1,700.00			
Dormitory, Alder Creek.....			\$1,482.70		
Snowshoe cabin.....			69.74		
3226 Water and sewer system at Giant Forest.....			38,342.37		
Water and sanitation system, Alder Creek.....		4,213.00			
Water and sanitation systems at bridge and commissary camp grounds and Giant Forest.....	1,500.00				
3212 Middle Fork Road.....			39,200.00		
32 Total structures and parts.....	4,400.00	8,713.00	79,094.81		
Reserve.....		800.00			
Total.....	73,750.00	71,710.00	141,066.42		
Wind Cave National Park—					
Wind Cave National Park, South Dakota: For administration, protection, maintenance, and improvement (<i>acts Jan. 9, 1903, vol. 33, p. 765; Mar. 3, 1925, vol. 48, p. 1178</i>).....				\$10,275.00	\$10,960.00
	Estimated expenditures, 1927 appropriation	Estimated expenditures, 1926 appropriation	Expended and obligated, 1925		
Field service:					
Salaries and wages—					
Salary range, \$2,100 to \$2,700; average, \$2,400—					
Superintendent.....	Average— No. 1 Salary \$2,100.00	Average— No. 1 Salary \$2,100.00	Average— No. 1 Salary \$2,100.00		
Salary range, \$1,500 to \$1,860; average, \$1,680—					
Rangers.....	1½ 1,500.00	1½ 1,500.00	1 1,500.00		
Salary range, \$1,320 to \$1,680; average, \$1,500—					
Rangers.....			1½ 1,397.00		
Total average number of employees.....	2½	2½	2½		
Total salaries and wages, field service.....	4,475.00	4,475.00	4,764.00		
Miscellaneous and temporary labor.....	4,875.00	4,745.00	2,434.67		
	9,350.00	9,220.00	7,198.67		
Deduct expenditures for personal services included in objects named below.....	2,250.00	2,100.00	1,333.07		
01 Net salaries and wages, field service.....	7,100.00	7,120.00	5,865.60		
Supplies and materials:					
0200 Stationery and office supplies.....	125.00	125.00	107.61		
0230 Fuel.....	525.00	600.00	555.02		
0280 Sundry supplies.....	50.00	50.00	17.25		
02 Total supplies and materials.....	700.00	775.00	679.88		
Communication service:					
0500 Telegraph service.....	25.00	25.00	15.48		
0510 Telephone service.....	125.00	90.00	90.00		
05 Total communication service.....	150.00	115.00	105.48		
06 Travel expense.....	175.00	275.00	158.94		
07 Transportation of things.....		75.00			
Repairs and alterations:					
1200 Buildings.....	500.00	500.00	700.00		
1210 Roads.....	750.00	900.00	750.00		
1220 Water and sewer system.....	200.00	200.00	453.88		
1250 Fences.....	100.00	100.00	200.00		
1280 Machinery and equipment.....	450.00	450.00	714.98		
1290 Special and miscellaneous.....	150.00	150.00	358.51		
12 Total repairs and alterations.....	2,150.00	2,300.00	3,177.37		
13 Special and miscellaneous current expenses.....		300.00			
30 Equipment (other equipment).....			189.36		
32 Structures and parts (cave entrance building).....			778.06		
Total.....	10,275.00	10,960.00	10,954.71		

Estimates of appropriations required for the service of the fiscal year ending June 30, 1927—Continued

General object (title of appropriation), date of acts, references to Statutes at Large, or to Revised Statutes, and estimated amount required for each detailed object	Total amount to be appropriated under each head of appropriation		Amount appropriated for the fiscal year ending June 30, 1926
Yellowstone National Park—			
Yellowstone National Park, Wyoming: For administration, protection, and maintenance, including not exceeding \$6,600 for the purchase, maintenance, operation, and repair of horse-drawn and motor-driven passenger-carrying vehicles for the use of the superintendent and employees in connection with general park work, not exceeding \$8,400 for maintenance of the road in the forest reserve leading out of the park from the east boundary, not exceeding \$7,500 for maintenance of the road in the forest reserve leading out of the park from the south boundary, and including feed for buffalo and other animals and salaries of buffalo keepers, [\$364,503] \$369,300; for construction of physical improvements, [\$31,497] \$28,700, including not exceeding [\$20,297] \$17,500, for extension of sewers and sanitary systems and garbage disposal facilities, not exceeding \$10,000 for auto camps, and not exceeding \$1,200 for the construction of buildings; in all (acts Mar. 1, 1872, vol. 17, p. 32; Mar. 3, 1925, vol. 43, p. 1178)	\$398, 000. 00		\$396, 000. 00
	Estimated expenditures, 1927 appropriation	Estimated expenditures, 1926 appropriation	Expended and obligated, 1925
Field service:			
Salary and wages—	<i>Average—</i>	<i>Average—</i>	<i>Average—</i>
Salary range, \$3,800 to \$5,000; average, \$4,400—	No. Salary	No. Salary	No. Salary
Superintendent.....	1 \$4,800.00	1 \$4,800.00	1 \$4,591.66
Salary range, \$3,000 to \$3,600; average, \$3,300—			
Landscape engineer.....	1 3,000.00	1 3,000.00	1 3,000.00
Assistant superintendent.....	1 3,000.00	1 3,000.00	1 3,000.00
Chief park naturalist.....	1 3,000.00	1 3,000.00	1 3,000.00
Assistant engineers.....	1 3,000.00	1 3,000.00	1 2,995.00
Salary range, \$2,400 to \$3,000; average, \$2,700—			
Assistant superintendent.....	1 2,600.00	1 2,500.00	1 2,450.00
Assistant landscape engineer.....	1 2,400.00	1 2,400.00	1 2,400.00
Chief ranger.....	1 2,400.00	1 2,400.00	1 2,400.00
Salary range, \$2,100 to \$2,700; average, \$2,400—			
Master mechanic.....	1 2,300.00	1 2,300.00	1 2,300.00
Foreman.....	1 2,100.00	1 2,100.00	1 2,100.00
Salary range, \$1,860 to \$2,400; average, \$2,100—			
Master plumber.....	1 2,300.00	1 2,200.00	1 2,200.00
First assistant chief ranger.....	1 1,920.00	1 1,920.00	1 1,866.67
Assistant chief rangers.....	3 1,880.00	2 1,890.00	2 1,773.75
Chief buffalo keeper.....	1 1,860.00	1 1,860.00	1 1,860.00
Park naturalist.....	1 1,860.00	1 1,860.00	1 1,860.00
Chief electrician.....	1 1,860.00	1 1,860.00	1 1,860.00
Master painter.....	1 1,860.00	1 1,860.00	1 1,701.17
Steward and master of transportation.....	1 1,860.00	1 1,860.00	1 1,805.00
Salary range, \$1,680 to \$2,040; average, \$1,860—			
Foremen.....	2 1,920.00	2 1,920.00	2 1,920.00
Clerks.....	2 1,768.00	2 1,758.00	2 1,690.00
Assistant buffalo keeper.....	1 1,680.00	1 1,680.00	1 1,680.00
Salary range, \$1,500 to \$1,860; average, \$1,680—			
Clerks.....	3 1,628.00	3 1,596.00	3 1,536.00
Rangers.....	21 1,554.00	22 1,552.00	22 1,549.00
Auto mechanics.....	2 1,650.00	2 1,620.00	2 1,620.00
Carpenter.....	1 1,620.00	1 1,560.00	1 1,560.00
Electrician.....	1 1,500.00	1 1,500.00	1 1,500.00
Blacksmiths.....	2 1,590.00	2 1,560.00	2 1,560.00
Salary range, \$1,320 to \$1,680; average, \$1,500—			
Electrician.....	1 1,440.00	1 1,440.00	1 1,440.00
Buffalo herder.....	1 1,320.00	1 1,320.00	1 1,320.00
Telegraph operator.....			1 1,440.00
Salary range, \$1,140 to \$1,500; average, \$1,320—			
Rangers.....	18 1,378.00	18 1,378.00	18 1,373.00
Telephone operators.....	1 1,140.00	1 1,140.00	1 1,140.00
Laborers.....	3 1,380.00	3 1,380.00	3 1,337.00
Salary range, \$420 to \$600; average, \$510—			
Telephone operator.....	1 480.00	1 486.00	1 533.90
Total average number of employees.....	80 1/2	80 1/2	79 1/2
Total salaries and wages, field service.....	137,315.00	136,395.00	133,359.43
The difference between 1927 and 1926 is due to increase in salaries, \$920.			
Miscellaneous and temporary labor.....	125,520.00	125,330.00	124,674.93
Deduct expenditures for personal services included in objects named below.....	262,835.00	261,725.00	258,034.36
147,690.00	147,220.00	146,668.13	
01 Net salaries and wages, field service.....	115,145.00	114,505.00	111,366.23
Supplies and materials:			
0200 Stationery and office supplies.....	1,000.00	1,100.00	1,033.15
0210 Medical and hospital supplies.....	200.00	200.00	267.62
0230 Fuel.....	5,200.00	5,200.00	5,029.78
0250 Forage and other supplies for animals.....	3,000.00	3,000.00	2,957.60
0260 Provisions.....	1,000.00	1,000.00	690.37
0280 Sundry supplies.....	1,700.00	1,800.00	1,753.52
0290 Materials.....	50.00	50.00	25.43
02 Total supplies and materials.....	12,150.00	12,350.00	11,777.47
Subsistence and support of persons.....	750.00	750.00	927.80
Subsistence and care of animals.....	75.00	75.00	180.00

Estimates of appropriations required for the service of the fiscal year ending June 30, 1927—Continued

General object (title of appropriation), date of acts, references to Statutes at Large, or to Revised Statutes, and estimated amount required for each detailed object

Total amount to be appropriated under each head of appropriation

Amount appropriated for the fiscal year ending June 30, 1926

Yellowstone National Park—Continued.

	Estimated expenditures, 1927 appropriation	Estimated expenditures, 1926 appropriation	Expended and obligated, 1925
Communication service:			
0500 Telegraph service.....	\$325.00	\$345.00	\$342.44
0510 Telephone service.....	75.00	75.00	81.35
05 Total communication service.....	400.00	420.00	423.79
06 Travel expense.....	2,400.00	2,500.00	2,719.44
07 Transportation of things.....	2,500.00	2,500.00	2,522.71
08 Lithographing, engraving, and engrossing.....	200.00	200.00	259.22
11 Rents.....	150.00	150.00	170.80
Repairs and alterations:			
1200 Buildings.....	15,500.00	15,500.00	14,968.95
1201 Grounds.....	3,000.00	3,000.00	2,745.25
1210 Roads in the park.....	92,500.00	92,500.00	91,804.16
Roads in East Forest reserve.....	8,400.00	8,400.00	8,395.94
Roads in South Forest reserve.....	7,500.00	7,500.00	5,977.94
1211 Trails.....	4,000.00	4,000.00	3,179.24
1212 Electric system.....	2,900.00	2,900.00	2,705.07
1213 Telephone system.....	15,000.00	15,000.00	17,056.57
1220 Water and sewer systems.....	7,000.00	7,000.00	7,133.77
1250 Fences.....	300.00	300.00	255.04
1280 Machinery and equipment.....	20,000.00	20,000.00	19,614.32
12 Total repairs and alterations.....	176,100.00	176,100.00	173,836.25
Special and miscellaneous current expenses:			
1327 Contingencies.....	800.00		
1352 Museum and information service.....	750.00	750.00	758.70
1383 Fish and game propagation.....	600.00	600.00	496.67
1384 Mosquito control.....	1,000.00	1,000.00	1,054.77
1385 Insect control.....			2,921.97
1386 Control of predatory animals.....	100.00	100.00	64.92
1387 Operation of passenger vehicles.....	2,100.00	2,100.00	2,023.98
1388 Sanitation and garbage disposal.....	7,000.00	7,000.00	6,924.12
1389 Cutting wood for camp grounds.....	1,500.00	1,200.00	890.05
1397 Plans, maps, and surveys.....	1,000.00	1,000.00	2,308.19
1398 Fire prevention.....	150.00	150.00	159.46
1451 Buffalo and other ranch operations.....	21,180.00	19,503.00	17,574.08
13 Total special and miscellaneous current expenses.....	35,180.00	33,403.00	35,476.91
Equipment:			
3000 Passenger-carrying vehicles.....	1,250.00	1,250.00	1,070.00
3010 Furniture, furnishings, and fixtures.....	1,000.00	1,000.00	958.56
3020 Educational, scientific, and recreational.....	1,000.00	1,000.00	632.39
3040 Livestock.....	600.00	600.00	110.00
3050 Other equipment.....	19,400.00	16,900.00	16,203.42
30 Total equipment.....	23,250.00	20,750.00	18,974.37
Structures and parts:			
3211 Snowshoe cabins, 2 at \$600 each.....	1,200.00	1,200.00	1,209.15
3213 Sewer system at Grand Canyon.....			24,788.59
Extension of sewer and sanitary systems and garbage disposal facilities.....	17,500.00	16,097.00	
3226 Construction and extension of auto camps.....	10,000.00	10,000.00	9,958.26
32 Total structures and parts.....	28,700.00	27,297.00	35,956.00
Reserve.....		5,000.00	
Total.....	398,000.00	396,000.00	394,590.99

Yosemite National Park—

Yosemite National Park, California: For administration, protection, and maintenance, including not exceeding \$2,100 for the purchase, maintenance, operation, and repair of horse-drawn and motor-driven passenger-carrying vehicles for the use of the superintendent and employees in connection with general park work, not exceeding \$3,200 for maintenance of that part of the Wawona Road in the Sierra National Forest between the park boundary two miles north of Wawona and the park boundary near the Mariposa Grove of Big Trees, and not exceeding \$2,000 for maintenance of the road in the Stanislaus National Forest connecting the Tioga Road with Mather station on the Hetch Hetchy Railroad [§249.214.] \$243,140; for construction of physical improvements [§3,500] \$13,500, for the installation of sewer lines, water lines, fire-protection service, and walks in new village, including not exceeding \$2,000 for a comfort station, and \$10,000 for an entrance gate and ranger station; in all (acts Oct. 1, 1890, vol. 26, p. 650; Mar. 3, 1925, vol. 43, p. 1178)

\$256,640.00

\$252,714.00

Estimates of appropriations required for the service of the fiscal year ending June 30, 1927—Continued

General object (title of appropriation), date of acts, references to Statutes at Large, or to Revised Statutes, and estimated amount required for each detailed object		Total amount to be appropriated under each head of appropriation		Amount appropriated for the fiscal year ending June 30, 1926
Yosemite National Park—Continued.				
	Estimated expenditures, 1927 appropriation	Estimated expenditures, 1926 appropriation	Expended and obligated, 1925	
Field service:				
Salaries and wages—	Average—	Average—	Average—	
Salary range, \$5,200 to \$6,000; average, \$5,600—	No. Salary	No. Salary	No.	Salary
Chief civil engineer				\$5,200
Salary range, \$3,800 to \$5,000; average, \$4,400—				
Superintendent	1 4,000	1 4,000	1	4,000
Salary range, \$3,000 to \$3,600; average, \$3,300—				
Assistant superintendent	1 3,000	1 3,000	1	3,000
Chief park naturalist	1 3,000	1 3,000		
Engineers	1 3,000	1 3,000	1 1 1/2	3,000
Salary range, \$2,400 to \$3,000; average, \$2,700—				
Assistant landscape engineer	1 2,400	1 2,400	1 1/2	2,400
Chief ranger	1 2,400	1 2,400	1	2,400
Chief electrician	1 2,400	1 2,400	1 1/2	2,400
Park supervisor	1 2,400	1 2,400	1	2,400
Salary range, \$2,100 to \$2,700; average, \$2,400—				
Master mechanic	1 2,300	1 2,300	1	2,300
Chief clerk	1 2,100	1 2,100	1	2,100
Assistant park supervisor	1 2,100	1 2,100	1	2,100
Forester	1 2,100	1 2,100	1 1/2	2,100
Park naturalists	1 2,100	1 2,100	1 1/2	2,100
Salary range, \$1,860 to \$2,400; average, \$2,100—				
Assistant chief ranger	1 1,860	1 1,860	1	1,860
Clerk-stenographer			1 1/2	1,860
General plumber	1 1,860	1 1,860	1	1,860
Salary range, \$1,680 to \$2,040; average, \$1,860—				
Assistant chief electrician	1 1,680	1 1,680	1	1,680
Clerks	2 1,710	2 1,710	2	1,710
General carpenter	1 1,680	1 1,680	1	1,680
Draftsman	1 1,800	1 1,800	1 1/2	1,800
Salary range, \$1,500 to \$1,860; average, \$1,680—				
Clerks	6 1,530	6 1,530	5 1/2	1,521
Assistant mechanic	1 1,620	1 1,620	1	1,620
General painter	1 1,500	1 1,500	1	1,500
Head teamster	1 1,500	1 1,500	1	1,500
Line foreman	1 1,500	1 1,500	1	1,500
Telegraph operator	1 1,500	1 1,500	1 1/2	1,500
Park rangers	8 1,500	8 1,500	7 1/2	1,500
Salary range, \$1,320 to \$1,680; average, \$1,500—				
Clerk	1 1,320	1 1,320	1 1/2	1,320
Carpenter	1 1,440	1 1,440	1	1,440
Blacksmith	1 1,440	1 1,440	1	1,440
Power station operators	3 1,320	3 1,320	3	1,320
Salary range, \$1,140 to \$1,500; average, \$1,320—				
Park rangers	9 1,440	9 1,440	4 1/2	1,440
Skilled laborer	1 1,440	1 1,440	1	1,440
Telephone operators	4 1,140	4 1,140	3 1/2	1,140
Salary range, \$600 to \$780; average, \$690—				
Messenger	1 600	1 600	1 1/2	600
Total average number of employees	59 100,495.00	59 90,595.00	51 1/2	87,800.83
Total salaries and wages, field service				
The difference between 1927 and 1926 is due to increase in force, \$900.				
Miscellaneous and temporary labor	85,000.00	75,000.00		117,042.20
	185,495.00	174,595.00		204,843.93
Deduct expenditure for personal services included in objects named below	104,485.00	93,585.00		133,643.55
01 Total salaries and wages, field service	81,010.00	81,010.00		71,190.48
Supplies and materials:				
0200 Stationery and office supplies	900.00	900.00		761.51
0230 Fuel	1,600.00	1,600.00		1,496.36
0250 Forage and other supplies for animals	3,250.00	3,250.00		4,526.70
0260 Provisions	3,500.00	3,500.00		3,434.07
0280 Sundry supplies	1,000.00	1,000.00		1,686.12
02 Total supplies and materials	10,250.00	10,250.00		11,904.76
Communication service:				
0500 Telegraph service	500.00	500.00		560.04
0510 Telephone service	135.00	135.00		266.10
0520 Other communication service	15.00	19.00		19.75
05 Total communication service	650.00	654.00		845.89
06 Travel expenses	3,000.00	3,000.00		3,209.36
07 Transportation of things	800.00	800.00		955.05
11 Rents	1,150.00	1,150.00		1,395.58
Repairs and alterations:				
1200 Buildings	10,000.00	10,000.00		11,246.5
1201 Care of grounds	2,500.00	2,500.00		2,283.86
1210 Roads in park, including sprinkling	47,630.00	47,600.00		51,164.42
Hetch Hetchy road (outside park)	2,000.00	2,000.00		1,997.33
Wawona Road (outside park)	3,200.00	3,200.00		3,200.00
1211 Trails	6,600.00	6,500.00		7,080.69
1212 Electric system	12,500.00	12,500.00		11,431.91
1213 Telephone system	6,000.00	6,000.00		5,816.61
1214 Telegraph system	750.00	750.00		505.44
1220 Water system	5,000.00	5,000.00		5,912.96
Sewer system	5,500.00	5,500.00		4,623.78
1280 Machinery and equipment	14,950.00	14,950.00		13,509.67
12 Total repairs and alterations	116,630.00	116,500.00		118,783.22

Estimates of appropriations required for the service of the fiscal year ending June 30, 1927—Continued

General object (title of appropriation), date of acts, references to Statutes at Large, or to Revised Statutes, and estimated amount required for each detailed object				Total amount to be appropriated under each head of appropriation	Amount appropriated for the fiscal year ending June 30, 1926
Yosemite National Park—Continued.					
	Estimated expenditures, 1927 appropriation	Estimated expenditures, 1926 appropriation	Expended and obligated, 1925		
Special and miscellaneous current expenses:					
1327 Contingencies.....	\$500.00				
1382 Museum, information service, etc.....	2,000.00	\$2,000.00	\$1,884.59		
1383 Fish planting.....	100.00	100.00	83.16		
1384 Mosquito control.....		1,500.00	1,067.62		
1385 Insect control.....			3.32		
1387 Operation passenger vehicles.....	700.00	700.00	534.97		
1388 Sanitation and garbage disposal.....	8,500.00	8,500.00	8,456.46		
1397 Plans, maps, and surveys.....	1,000.00	1,000.00	2,876.80		
1398 Fire prevention and fighting fires other than forest fires.....	250.00	250.00	36.27		
1404 Operation of zoo.....	600.00	600.00	725.12		
13 Total special and miscellaneous current expenses.....	13,650.00	14,650.00	15,668.31		
Equipment:					
3000 Furniture, furnishings, and fixtures.....	1,500.00	1,500.00	1,512.40		
3050 Other equipment.....	12,000.00	12,000.00	12,140.22		
30 Total equipment.....	13,500.00	13,500.00	13,652.62		
Structures and parts:					
3211 Comfort station at Chinquapin.....	2,000.00				
El Portal Gateway and ranger station.....	10,000.00				
Ranger stations and public-comfort stations.....			9,498.50		
Garbage incinerator.....			8,813.51		
3212 Rewiring transmission line.....			2,922.62		
Extension telephone system.....			13,275.33		
Tuolumne Canyon Trail.....			11,172.97		
3213 Sewer and water lines, fire protection service, and walks in new village.....	1,500.00	3,500.00			
Flush toilets and waste hoppers in public camps.....			24,505.75		
Improvement water system.....			9,312.51		
32 Total structures and parts.....	13,500.00	3,500.00	79,198.19		
33 Stores purchased for resale.....	2,500.00	2,700.00	3,023.36		
Supplies purchased in excess of issues, inventory adjustments, etc.....			4,675.23		
Reserve.....		5,000.00			
Total.....	256,640.00	252,714.00	324,511.05		
Zion National Park—					
Zion National Park, Utah: For administration, protection, maintenance, and improvement, including not exceeding \$1,500 for the purchase, maintenance, operation and repair of motor-driven passenger-carrying vehicles for the use of the superintendent and employees in connection with general park work (acts Nov. 19, 1919, vol. 41, p. 856; Mar. 3, 1925, vol. 43, p. 1178)				\$22,000.00	\$20,000.00
	Estimated expenditures, 1927 appropriation	Estimated expenditures, 1926 appropriation	Expended and obligated, 1925		
Field service:					
Salaries and wages—	Average—	Average—	Average—		
Salary range, \$3,000 to \$3,600; average, \$3,300—	No. Salary	No. Salary	No. Salary		
Acting superintendent.....	1 \$3,100	1 \$3,100	1 \$3,008		
Salary range, \$1,860 to \$2,400; average, \$2,100—					
Assistant superintendent.....	1 1,860	1 1,860	1 1,860		
Salary range, \$1,500 to \$1,860; average, \$1,680—					
Clerk.....	1 1,500	1 1,500	1 1,500		
Rangers.....	2 1,500	2 1,500	2 1,500		
Salary range, \$1,320 to \$1,680; average, \$1,500—					
Ranger.....	1 1,440	1 1,320	1 1,320		
Total average number of employees.....	5 1/2	5 1/2	3 1/2		
Total salaries and wages, field service.....	9,195.00	8,495.00	6,516.83		
Miscellaneous and temporary labor.....	10,600.00	10,600.00	10,000.00		
	19,795.00	19,095.00	16,516.83		
The difference between 1927 and 1926 is due to—					
Increase in force.....	\$600				
Increase in salary.....	100				
Total increase.....	700				
Deduct expenditures for personal services included in objects named below.....	10,600.00	10,600.00	10,000.00		
01 Total salaries and wages, field service.....	9,195.00	8,495.00	6,516.83		

Estimates of appropriations required for the service of the fiscal year ending June 30, 1927—Continued

General object (title of appropriation), date of acts, references to Statutes at Large, or to Revised Statutes, and estimated amount required for each detailed object	Total amount to be appropriated under each head of appropriation	Amount appropriated for the fiscal year ending June 30, 1926
--	--	--

Zion National Park—Continued.

	Estimated expenditures, 1927 appropriation	Estimated expenditures, 1926 appropriation	Expended and obligated, 1925
Supplies and materials:			
0200 Stationery and office supplies.....	\$175.00	\$125.00	\$77.60
0230 Fuel.....	125.00	100.00	105.55
0250 Forage and other animal supplies.....	600.00	450.00	410.02
0280 Sundry supplies.....	300.00	150.00	90.21
02 Total supplies and materials.....	1,200.00	825.00	683.38
Communication service:			
0500 Telegraph service.....	250.00	175.00	157.83
0510 Telephone service.....	50.00	25.00	
05 Total communication service.....	300.00	200.00	157.83
06 Travel expenses.....	550.00	550.00	644.23
07 Transportation of things.....	500.00	400.00	376.03
Repairs and alterations:			
1200 Buildings and grounds.....	600.00	400.00	173.87
1210 Roads.....	3,105.00	1,930.00	2,670.82
1211 Trails.....	1,500.00	1,000.00	699.35
1280 Machinery and equipment.....	875.00	125.00	130.63
1290 Miscellaneous repairs.....	375.00	375.00	373.95
12 Total repairs and alterations.....	6,455.00	3,830.00	4,048.62
Special and miscellaneous current expenses:			
1387 Operation of passenger-carrying vehicle.....	450.00	300.00	
1388 Sanitation of camp ground.....		1,000.00	277.59
1389 Wood supply for camp ground.....	200.00	150.00	112.75
13 Special and miscellaneous current expenses.....	650.00	1,450.00	390.34
Equipment:			
3000 Passenger-carrying vehicle.....		1,200.00	
3050 Other equipment.....	1,250.00		1,179.44
30 Total equipment.....	1,250.00	1,200.00	1,179.44
Structures and parts:			
3211 Comfort station.....			1,304.24
3214 Wing dams.....		1,000.00	560.00
3221 Auto camp improvement.....	1,900.00	1,550.00	929.77
32 Structures and parts.....	1,900.00	2,550.00	2,794.01
Reserve.....		500.00	
Total.....	22,000.00	20,000.00	16,790.71

¹ \$1,000 transferred from Hot Springs; \$500 transferred from Grand Canyon.

Protection of National Monuments—

National monuments: For administration, protection, maintenance, preservation, and improvement of the national monuments, including not exceeding \$400 for the purchase, maintenance, operation, and repair of motor-driven passenger-carrying vehicles for the use of the custodians and employees in connection with general monument work, and including \$500 for the construction of buildings, [\$46,980, of which amount \$25,000 shall be immediately available for the administration, protection, maintenance, and construction of physical improvements of Carlsbad Cave National Monument in New Mexico whenever the State of New Mexico shall surrender title to section 36, township 24 south, range 24 east, to the United States] (acts June 8, 1906, vol. 34, p. 224; Mar. 3, 1925, vol. 43, p. 1178)

\$21,270.00

\$21,980.00

NOTE.—A separate estimate for Carlsbad Cave National Monument is provided in the next paragraph.

	Estimated expenditures, 1927 appropriation	Estimated expenditures, 1926 appropriation	Expended and obligated, 1925
Field service:			
Salaries and wages—			
Salary range, \$1,860 to \$2,400; average, \$2,100—			
Superintendent.....	No. 1 Salary \$1,860	No. 1 Salary \$1,860	No. 1 Salary \$1,860
Salary range, \$1,500 to \$1,860; average, \$1,680—			
Custodian.....	1 1,860	1 1,860	1 1,740
Custodian.....	1 1,500	1 1,500	1 1,500
Salary range, \$1,140 to \$1,500; average, \$1,320—			
Rangers, temporary.....	24 1,200	14 1,200	14 1,200
Salary range, \$240 to \$420; average, \$330—			
Custodian.....	1 384	1 384	1 384
Custodians.....	2 240	2 240	
No salary range—			
Custodian.....	1 120	1 120	1 120
Custodians.....	15 12	14 12	13 12
Total average number of employees.....	24 1/2	23 1/2	18 1/2
Total salaries and wages, field service.....	9,724.00	8,321.00	5,695.40

Estimates of appropriations required for the service of the fiscal year ending June 30, 1927—Continued

General object (title of appropriation), date of acts, references to Statutes at Large, or to Revised Statutes, and estimated amount required for each detailed object				Total amount to be appropriated under each head of appropriation	Amount appropriated for the fiscal year ending June 30, 1926
<i>Protection of National Monuments—Continued.</i>					
	Estimated expenditures, 1927 appropriation	Estimated expenditures, 1926 appropriation	Expended and obligated, 1925		
Field service—Continued.					
Salaries and wages—Continued.					
The difference between 1927 and 1926 is due to increase in force, \$1,403.					
Miscellaneous and temporary labor.....	\$10,000.00	\$11,643.00	\$9,742.39		
	19,724.00	19,964.00	15,437.79		
Deduct expenditures for personal service included in objects named below.....	10,000.00	10,000.00	7,885.56		
61 Net salaries and wages, field service.....	9,724.00	9,964.00	7,552.23		
Supplies and materials:					
0200 Stationery and office supplies.....	100.00	100.00	25.00		
0250 Sundry supplies.....	200.00	200.00	154.44		
02 Total supplies and materials.....	300.00	300.00	179.44		
Communication service:					
0500 Telegraph service.....	50.00	50.00	50.73		
0510 Telephone service.....	75.00	75.00	75.00		
05 Total communication service.....	125.00	125.00	125.73		
06 Travel expenses.....	800.00	800.00	525.00		
07 Transportation of things.....	25.00	25.00	20.00		
Repairs and alterations:					
1200 Buildings.....	210.00	500.00	201.73		
1210 Roads.....	1,150.00	950.00	711.56		
1211 Trails.....	536.00	266.00	698.70		
1250 Fences.....	50.00				
1280 Machinery and equipment.....	400.00	575.00	486.82		
1290 Special and miscellaneous.....	5,065.00	5,100.00	4,412.08		
12 Total repairs and alterations.....	7,411.00	7,391.00	6,510.89		
Special and miscellaneous:					
1320 Contingencies.....	100.00				
1382 Museum.....	135.00	135.00			
1387 Operation of passenger-carrying vehicle.....	100.00	100.00			
1388 Sanitation and garbage disposal.....	350.00		224.64		
1397 Plans, maps and surveys.....			100.00		
13 Total special and miscellaneous.....	685.00	235.00	324.64		
Equipment:					
3000 Passenger-carrying vehicle.....		300.00			
3050 Miscellaneous equipment.....	700.00	670.00			
30 Total equipment.....	700.00	970.00			
Structures and parts:					
3211 Shelter cabin.....	500.00	500.00	105.82		
3213 Water supply.....	210.00	330.00			
3217 Fencing.....	500.00	620.00			
3226 Camp grounds.....	290.00	520.00			
32 Total structures and parts.....	1,500.00	1,970.00	105.82		
Reserve.....		200.00			
Total.....	21,270.00	21,980.00	15,343.75		

Carlsbad Cave National Monument:

For administration, protection, maintenance, preservation, and improvement of Carlsbad Cave National Monument in New Mexico (acts June 8, 1906, vol. 34, p. 224; June 5, 1924, vol. 43, p. 425; Mar. 3, 1925, vol. 43, p. 1178)

\$15,000.00

\$25,000.00

	Estimated expenditures, 1927 appropriation	Estimated expenditures, 1926 appropriation	Expended and obligated, 1925
Field service:			
Salaries and wages—			
Salary range, \$1,860 to \$2,400; average, \$2,100—			
Chief ranger (guide).....	Average— No. 1 Salary \$1,860	Average— No. 1 Salary \$1,860	Average— No. 1 Salary
Salary range \$1,320 to \$1,680; average, \$1,500—			
Rangers (guides).....	2 1,320	1½ 1,320	
No salary range—			
Custodians.....	1 12	1 12	
Total average number of employees.....	4	3½	
Total salaries and wages, field service.....	4,512.00	3,342.00	
The difference between 1927 and 1926 is due to increase in force, \$1,170.			
Miscellaneous and temporary labor.....	3,000.00	10,475.00	
	7,512.00	13,817.00	
Deduct expenditures for personal service included in objects named below.....	3,000.00	10,000.00	
01 Net salaries and wages, field service.....	4,512.00	3,817.00	

Estimates of appropriations required for the service of the fiscal year ending June 30, 1927—Continued

General object (title of appropriation), date of acts, references to Statutes at Large, or to Revised Statutes, and estimated amount required for each detailed object				Total amount to be appropriated under each head of appropriation	Amount appropriated for the fiscal year ending June 30, 1926
Carlsbad Cave National Monument—Continued.					
	Estimated expenditures, 1927 appropriation	Estimated expenditures, 1926 appropriation	Expended and obligated, 1925		
Supplies and materials:					
0200 Stationery and office supplies.....	\$75.00	\$25.00			
0230 Fuel.....	100.00	100.00			
0280 Sundry supplies.....	1,113.00	1,125.00			
02 Total supplies and materials.....	1,288.00	1,250.00			
05 Communication service.....	50.00	50.00			
06 Travel expense.....	800.00	1,118.00	\$113.00		
07 Transportation of things.....	800.00	200.00			
12 Repairs and alterations.....	750.00				
Special and miscellaneous:					
1327 Contingencies.....	200.00	200.00			
1388 Sanitary and garbage disposal.....	500.00	100.00			
13 Total special and miscellaneous.....	700.00	300.00			
Equipment:					
3010 Furniture, furnishings and fixtures.....	100.00	300.00			
3050 Miscellaneous equipment.....		1,000.00	4,451.67		
3051 Lighting equipment.....	4,000.00	5,700.00			
30 Total equipment.....	4,100.00	7,000.00	4,451.67		
Structures and parts:					
3211 Comfort station underground.....	1,000.00	1,500.00			
Comfort station at cave entrance.....		1,000.00			
Ranger cabins, 2 at \$1,500 each.....		3,000.00			
3212 Footpaths.....		5,765.00	435.33		
Parking space.....	1,000.00				
32 Structures and parts.....	2,000.00	11,265.00	435.33		
Total.....	15,000.00	25,000.00	5,000.00		

Emergency Reconstruction and Fighting Forest Fires in National Parks—

For reconstruction, replacement, and repair of roads, trails, bridges, buildings, and other physical improvements in national parks or national monuments that are damaged or destroyed by flood, fire, storm, or other unavoidable causes during the fiscal year [1926] 1927, and for fighting forest fires in national parks or other areas administered by the National Park Service, or fires that endanger such areas, and for replacing buildings or other physical improvements that have been destroyed by forest fires within such areas, \$40,000: *Provided*, That these funds shall not be used for any precautionary fire protection or patrol work prior to actual occurrence of the fire: *Provided further*, That the allotment of these funds to the various national parks or areas administered by the National Park Service as may be required for fire-fighting purposes shall be made by the Secretary of the Interior, and then only after the obligation for the expenditure has been incurred (*acts Mar. 4, 1921, vol. 41, p. 1406; Mar. 4, 1925, vol. 43, p. 1179*).

Ten per centum of the foregoing amounts shall be available interchangeably for expenditures in the various national parks named, but not more than 10 per centum shall be added to the amount appropriated for any one of said parks or for any particular item within a park.

\$40,000.00

\$40,000.00

	Estimated expenditures, 1927 appropriation	Estimated expenditures, 1926 appropriation	Expended and obligated, 1925
33 Special and miscellaneous:			
Repair of flood damage, etc.—			
Glacier National Park.....			\$4,778.36
Grand Canyon.....			531.50
Hot Springs.....			394.72
Mesa Verde.....			1,031.36
Mount Rainier.....			1,881.32
National monuments.....			236.10
Sequoia.....			2,297.89
Yosemite.....			3,920.89
Zion.....			1,746.03
Total for repairs of flood damage, etc.....			16,818.17
Fighting forest fires:			
Crater Lake National Park.....			2,854.82
Glacier.....			6,578.70
Grand Canyon.....			1,151.03
Lafayette.....			510.13
Mount Rainier.....			187.21
Sequoia.....			46.82
Yellowstone.....			5,641.11
Yosemite.....			3,030.18
Total for fighting forest fires.....			20,000.00
Total to be expended as emergency arises.....	\$40,000.00	\$40,000.00	
Total.....	40,000.00	40,000.00	36,818.17

Estimates of appropriations required for the service of the fiscal year ending June 30, 1927—Continued

General object (title of appropriation), date of acts, references to Statutes at Large, or to Revised Statutes, and estimated amount required for each detailed object				Total amount to be appropriated under each head of appropriation	Amount appropriated for the fiscal year ending June 30, 1926
<i>Insect Infestations, National Park Service—</i> National Park Service: To enable the Secretary of the Interior to meet the emergencies caused by forest insects within national parks and national monuments under the jurisdiction of the Department of the Interior and to provide personnel and equipment for the investigation, control, and prevention of spread of such insects, to be expended directly or in cooperation with other departments of the Federal Government or with States, [\$25,000 to remain available until June 30, 1926] (act Jan. 20, 1925, vol. 43, p. 755)				\$20,000.00	
	Estimated expenditures, 1927 appropriation	Estimated expenditures, 1926 appropriation	Expended and obligated, 1925		
07 Special and miscellaneous:					
Insect control work—					
Crater Lake National Park.....	\$2,000	\$5,000			
Glacier.....	500	500			
Grand Canyon.....		5,000			
Yellowstone.....	3,500	5,000			
Cooperation with Bureau of Entomology.....	4,000	4,000			
13 Total special and miscellaneous.....	10,000	19,500			
30 Equipment (sprayer).....	10,000				
To be expended as necessity arises.....		5,500			
Total.....	20,000	25,000			
<i>Roads and Trails, National Parks—</i> Construction, and so forth, of roads and trails: For the construction, reconstruction, and improvement of roads and trails, inclusive of necessary bridges, in the national parks and monuments under the jurisdiction of the Department of the Interior, [\$1,500,000], \$2,000,000, [being part of the sum authorized to be appropriated for the fiscal year 1926 by section 2 of the act approved April 9, 1924], of which amount not to exceed \$6,000 may be expended for personal services in the District of Columbia: Provided, That the Secretary of the Interior may also approve projects, incur obligations, and enter into contracts for additional work not exceeding a total of \$1,000,000, and his action in so doing shall be deemed a contractual obligation of the Federal Government for the payment of the cost thereof, and appropriations hereafter made for the purpose of carrying out the provisions of said act and acts amendatory thereof and supplemental thereto shall be considered available for the purpose of discharging the obligations so created (acts Apr. 4, 1924, vol. 43, p. 90; Mar. 3, 1925, vol. 43, p. 1178)				2,000,000.00	\$1,500,000.00
	Estimated expenditures, 1927 appropriation	Estimated expenditures, 1926 appropriation	Expended and obligated, 1925		
Departmental service:					
Salaries—					
Clerical, administrative, and fiscal service—	Average—	Average—	Average—		
Grade 9, \$3,000 to \$3,600; average, \$3,300—	No. Salary	No. Salary	No. Salary		
Investigator (accountant and auditor).....	1 \$3,000	1 \$3,000			
Grade 7, \$2,400 to \$3,000; average, \$2,700—					
Junior administrative assistant (accountant).....			1 \$2,408		
Grade 3, \$1,500 to \$1,860; average, \$1,680—					
Assistant clerk.....	1 1,500	1 1,500	1 1,500		
Grade 1, \$1,140 to \$1,500; average, \$1,320—					
Underclerk-typist.....	1 1,200	1 1,200	1 1,200		
Total average number of employees.....	3	2 1/2	1 1/2		
Total salaries, departmental service.....	5,700.00	4,950.00	2,025.54		
Field service:					
Salaries and wages—					
Salary range, \$5,200 to \$6,000; average, \$5,600—					
Chief civil engineer.....	1 5,200	1 5,200	1 5,200		
Salary range, \$3,000 to \$3,600; average, \$3,300—					
Associate engineers.....	7 3,000	7 3,000	2 1/2 3,000		
Salary range, \$2,400 to \$3,000; average, \$2,700—					
Assistant engineers.....	6 2,500	6 2,500	2 2,587		
Special disbursing agent.....	1 2,400	1 2,400	1 2,400		
Salary range, \$2,100 to \$2,700; average, \$2,400—					
General foreman.....	1 2,400	1 2,400	1 2,400		
Salary range, \$1,860 to \$2,400; average, \$2,100—					
Principal clerk.....	1 1,860	1 1,860	1 1,860		
Salary range, \$1,500 to \$1,860; average, \$1,680—					
Clerk-stenographers.....	2 1,500	2 1,500	1 1,500		
Total average number of employees.....	19	18 1/2	6 1/2		
Total salaries and wages, field service.....	50,860.00	48,260.00	18,354.00		

Estimates of appropriations required for the service of the fiscal year ending June 30, 1927—Continued

General object (title of appropriation), date of acts, references to Statutes at Large, or to Revised Statutes, and estimated amount required for each detailed object				Total amount to be appropriated under each head of appropriation	Amount appropriated for the fiscal year ending June 30, 1926
Roads and Trails, National Parks—Continued.					
	Estimated expenditures, 1927 appropriation	Estimated expenditures, 1926 appropriation	Expended and obligated, 1925		
Field service—Continued.					
Salaries and wages—Continued.					
The difference between 1927 and 1926 is due to increase in force, \$2,600.					
Deduct expenditures for personal services included in objects named below					
Net salaries and wages, field service	\$33,860.00	\$32,660.00	\$8,514.88		
17,000.00	15,600.00	9,839.12			
01 Total personal services	22,700.00	20,550.00	11,864.56		
02 Stationery and office supplies	500.00	500.00	42.47		
Communication service:					
0500 Telegraph service	500.00	500.00	326.29		
0510 Telephone service	190.00	190.00	65.26		
05 Total communication service	690.00	690.00	391.55		
06 Travel expenses	3,500.00	3,500.00	1,060.10		
07 Transportation of things	75.00	75.00	49.47		
08 Lithographing, engraving, and engrossing	300.00	300.00	70.14		
11 Rent	1,620.00	1,620.00	\$10.00		
12 Repairs to equipment	100.00	100.00	13.00		
Special and miscellaneous current expenses:					
1373 Laundry and towel service	15.00	15.00	6.09		
1380 Surveys	3,000.00	3,000.00			
13 Total special and miscellaneous current expenses	3,015.00	3,015.00	6.09		
Equipment:					
3010 Furniture, furnishings, and fixtures	100.00	100.00	847.11		
3020 Scientific equipment	1,000.00	1,200.00	748.77		
30 Total equipment	1,100.00	1,300.00	1,595.88		
32 Construction of roads and trails	1,966,400.00	1,443,350.00	984,096.74		
Reserve		25,000.00			
Total	2,000,000.00	1,500,000.00	1,000,000.00		
<p>Appropriations herein made for the National Park Service which are available for the purchase of equipment may be used for purchase of waterproof footwear which shall be regarded and listed as park equipment.</p> <p>Appropriations herein made for construction of physical improvements in national parks shall be immediately available.</p>					
Total, National Park Service				\$3,671,880.00	\$3,218,409.00

BUREAU OF EDUCATION

Salaries, Bureau of Education—

For the Commissioner of Education and other personal services in the District of Columbia in accordance with the classification act of 1923 (*R. S., p. 85, sec. 516; act Mar. 3, 1925, vol. 43, p. 1179*)—

	Estimated expenditures, 1927 appropriation	Estimated expenditures, 1926 appropriation	Expended and obligated, 1925
Departmental service:			
Salaries—			
Professional service—			
Grade 6, \$6,000 to \$7,500; average, \$6,750—	Average—	Average—	Average—
Chief educationist (chief of bureau)	No. 1 Salary \$6,500	No. 1 Salary \$6,500	No. 1 Salary \$7,125
Grade 5, \$5,250 to \$6,000; average, \$5,600—			
Senior educationists	3 5,200	3 5,211	3 5,208
Grade 4, \$3,800 to \$5,000; average, \$4,400—			
Educationists	9 3,800	6 3,800	3 3,800
Grade 3, \$3,000 to \$3,600; average, \$3,300—			
Associate educationists	3 3,067	3 3,083	4 3,058
Grade 2, \$2,400 to \$3,000; average, \$2,700—			
Assistant librarian	1 2,700	1 2,600	1 2,513
Assistant educationists	9 2,678	10 2,629	10 2,602
Grade 1, \$1,860 to \$2,400; average, \$2,111.42—			
Junior librarians	3 1,973	3 1,937	3 1,865
Junior educationists	2 2,080	1 2,153	1 2,300
Subprofessional service—			
Grade 5, \$1,860 to \$2,040; average, \$1,860—			
Library assistant	1 1,800	1 1,770	1 1,686
Grade 3, \$1,320 to \$1,680; average, \$1,500—			
Under library assistants	1 1,500	1 1,486	2 1,384
Grade 2, \$1,140 to \$1,500; average, \$1,320—			
Minor library assistants	2 1,200	2 1,215	1 1,237
Clerical, administrative, and fiscal service—			
Grade 10, \$3,300 to \$3,900; average, \$3,600—			
Junior administrative officer (chief clerk)	1 3,500	1 3,450	1 3,313
Grade 9, \$3,000 to \$3,600; average, \$3,300—			
Editor	1 3,200	1 3,160	1 3,000

207,000.00

205,980.00

Estimates of appropriations required for the service of the fiscal year ending June 30, 1927—Continued

General object (title of appropriation), date of acts, references to Statutes at Large, or to Revised Statutes, and estimated amount required for each detailed object

Total amount to be appropriated under each head of appropriation

Amount appropriated for the fiscal year ending June 30, 1926

Salaries, Bureau of Education—Continued.

	Estimated expenditures, 1927 appropriation		Estimated expenditures, 1926 appropriation		Expended and obligated, 1925	
Departmental service—Continued.						
Salaries—Continued.						
Clerical, administrative, and fiscal service—Contd.	<i>Average—</i>		<i>Average—</i>		<i>Average—</i>	
Grade 8, \$2,700 to \$3,300; average, \$3,000—	<i>No.</i>	<i>Salary</i>	<i>No.</i>	<i>Salary</i>	<i>No.</i>	<i>Salary</i>
Associate editor.....						\$2,700
Grade 7, \$2,400 to \$3,000; average, \$2,700—						
Junior administrative assistant.....	1	\$2,600	1	\$2,550	1	2,417
Grade 6, \$2,100 to \$2,700; average, \$2,400—						
Principal clerks.....	5	2,500	6	2,517	6	2,533
Principal translators.....	2	2,100	2	2,100	2	2,100
Grade 5, \$1,860 to \$2,400; average, \$2,111.42—						
Senior clerks.....	3	2,100	3	2,100	3	2,100
Grade 4, \$1,680 to \$2,040; average, \$1,860—						
Clerks.....	4	1,905	4	1,905	3½	1,897
Clerk-stenographers.....	3	1,860	3	1,860	3	1,860
Principal stenographer.....	1	1,680	1	1,680	1	1,740
Grade 3, \$1,500 to \$1,860; average, \$1,680—						
Assistant clerks.....	5	1,692	5	1,680	4½	1,675
Senior stenographer.....	1	1,620	1	1,590	1	1,508
Senior operator, office devices.....					½	1,500
Grade 2, \$1,320 to \$1,680; average, \$1,500—						
Junior clerks.....	8	1,485	8	1,485	8½	1,476
Junior stenographers.....	15	1,516	15	1,516	15½	1,495
Senior typist.....	1	1,380	1	1,380	1	1,328
Junior operator, office devices.....					1	1,328
Grade 1, \$1,140 to \$1,500; average, \$1,320—						
Underclerks.....	2	1,350	2½	1,320	3	1,320
Custodial service—						
Grade 3, \$1,020 to \$1,260; average, \$1,140—						
Messengers.....	2	1,140	2	1,140	4	1,073
Grade 1, \$600 to \$780; average, \$690—						
Junior messenger.....	1	690	1	690	1	664
Total number of employees.....	91		90½		93½	
Total salaries, departmental service.....		207,000		203,478		199,465
The difference between 1927 and 1926 is due to—						
Increase in staff.....		•				
Increase in salaries.....		1,190				
Vacancy in one position.....		314				
Reallocation of positions.....		1,065				
Total.....		\$6,369				
Decrease in staff.....		2,814				
Decrease in salary.....		33				
Total.....		2,847				
Net increase.....		3,522				

General Expenses, Bureau of Education—

For necessary traveling expenses of the commissioner and employees acting under his direction, including attendance at meetings of educational associations, societies, and other organizations; for compensation not to exceed \$1,200 of employees in field service; for purchase, distribution, and exchange of educational documents, motion-picture films, and lantern slides; collection, exchange, and cataloguing of educational apparatus and appliances, articles of school furniture and models of school buildings illustrative of foreign and domestic systems and methods of education, and repairing the same; and other expenses not herein provided for (*acts July 12, 1870, vol. 16, p. 242, sec. 1; Mar. 3, 1881, vol. 21, p. 409, sec. 1; Mar. 4, 1913, vol. 37, p. 775, sec. 1; Mar. 3, 1925, vol. 43, p. 1179*).....

\$14,600.00

\$16,620.00

NOTE.—The two preceding estimates are submitted in lieu of the separate appropriations for salaries, general expenses, collecting statistics, investigation of rural and industrial education, investigation of city school administration and education, and investigation of kindergarten education of the Bureau of Education, as provided in the annual appropriation act for 1926.

	Estimated expenditures, 1927 appropriation		Estimated expenditures, 1926 appropriation		Expended and obligated, 1925	
Field service:						
Salaries and wages—	<i>Average—</i>		<i>Average—</i>		<i>Average—</i>	
Salary range, \$3,300 to \$3,900; average, \$3,600—	<i>No.</i>	<i>Salary</i>	<i>No.</i>	<i>Salary</i>	<i>No.</i>	<i>Salary</i>
Special agent in schoolhouse construction.....	½	\$3,600	½	\$3,600	½	\$3,600
Salary, \$1 per annum—						
Special collaborator.....	34	1	34	1	40	1
Total average number of employees.....	34½		34½		40½	
01 Total salaries and wages, field service.....		1,200.00		1,200.00		940.00
02 Supplies and materials.....		2,500.00		2,460.00		1,258.30
Travel expenses:						
0615 Transportation.....		5,150.00		5,150.00		4,643.96
0616 Subsistence.....		5,000.00		5,000.00		4,456.05
06 Total travel expenses.....		10,150.00		10,150.00		9,100.01
07 Transportation of things (service).....		100.00		100.00		118.50
11 Rent of rooms for conferences.....		50.00		50.00		40.00
13 Special and miscellaneous current expenses.....		600.00		600.00		
Total.....		14,600.00		14,560.00		11,456.81

Estimates of appropriations required for the service of the fiscal year ending June 30, 1927—Continued

General object (title of appropriation), date of acts, references to Statutes at Large, or to Revised Statutes, and estimated amount required for each detailed object	Total amount to be appropriated under each head of appropriation	Amount appropriated for the fiscal year ending June 30, 1926																																																																																																																																																																																				
<p>Education of Natives of Alaska— Education in Alaska: To enable the Secretary of the Interior, in his discretion and under his direction, to provide for the education and support of the Eskimos, Aleuts, Indians, and other natives of Alaska, including necessary traveling expenses of pupils to and from industrial boarding schools in Alaska; erection, repair, and rental of school buildings; text books and industrial apparatus; pay and necessary traveling expenses of superintendents, teachers, physicians, and other employees; repair, equipment, maintenance, and operation of United States ship Boxer; and all other necessary miscellaneous expenses which are not included under the above special heads, including [\$237,975] \$245,600 for salaries in the District of Columbia and elsewhere, [\$12,000] \$14,000 for traveling expenses, [\$86,900] \$100,000 for equipment, supplies, fuel, and light, [\$11,000] \$13,000 for repairs to buildings, [\$50,000] \$47,000 for erection of buildings, including necessary expenses incident to the acceptance by the Secretary of the Interior of donations of sites for school buildings at Juneau and Ketchikan, Alaska, [\$28,500] \$35,000 for freight, including operation of United States ship Boxer, [\$5,000] \$4,000 for equipment and repairs to United States ship Boxer; [\$5,000] \$2,400 for rentals, and [\$700] \$1,000 for telephone and telegraph; total [\$437,075] \$461,900, to be immediately available: <i>Provided</i>, Not to exceed ten per centum of the amounts appropriated for the various items in this paragraph shall be available interchangeably for expenditures on the objects included in this paragraph, but no more than ten per centum shall be added to any one item of appropriation except in cases of extraordinary emergency, and then only upon the written order of the Secretary of the Interior: <i>Provided further</i>, That of said sum not exceeding [\$6,900] \$7,000 may be expended for personal services in the District of Columbia: <i>Provided further</i>, That all expenditures of money appropriated herein for school purposes in Alaska, for schools other than those for the education of white children under the jurisdiction of the governor thereof shall be under the supervision and direction of the Commissioner of Education and in conformity with such conditions, rules, and regulations as to conduct and methods of instruction and expenditures of money as may from time to time be recommended by him and approved by the Secretary of the Interior (<i>acts Jan. 27, 1906, vol. 33, p. 619; Mar. 3, 1925, vol. 43, p. 1180</i>)-----</p>	\$461,900.00	\$437,075.00																																																																																																																																																																																				
<table><tr><td></td><td>Estimated expenditures, 1927 appropriation</td><td>Estimated expenditures, 1926 appropriation</td><td>Expended and obligated, 1925</td></tr><tr><td>Departmental service:</td><td></td><td></td><td></td></tr><tr><td>Salaries—</td><td></td><td></td><td></td></tr><tr><td>Clerical, administrative, and fiscal service—</td><td><i>Average—</i></td><td><i>Average—</i></td><td><i>Average—</i></td></tr><tr><td>Grade 7, \$2,400 to \$3,000; average, \$2,700—</td><td>No. Salary</td><td>No. Salary</td><td>No. Salary</td></tr><tr><td>Junior administrative assistant.....</td><td>1 \$2,700</td><td>1 \$2,700</td><td>1 \$2,613</td></tr><tr><td>Assistant accountant and auditor.....</td><td>1 2,700</td><td>1 2,650</td><td>1 2,513</td></tr><tr><td>Grade 3, \$1,500 to \$1,800; average, \$1,680—</td><td></td><td></td><td></td></tr><tr><td>Assistant clerk.....</td><td>1 1,560</td><td>1 1,500</td><td></td></tr><tr><td>Grade 2, \$1,320 to \$1,680; average, \$1,500—</td><td></td><td></td><td></td></tr><tr><td>Junior clerk.....</td><td></td><td></td><td>1 1,440</td></tr><tr><td>Total average, number of employees.....</td><td>3</td><td>3</td><td>3</td></tr><tr><td>Total salaries, departmental service.....</td><td>6,960</td><td>6,850</td><td>6,566</td></tr><tr><td>The difference between 1927 and 1926 is due to increase in salaries, \$110.</td><td></td><td></td><td></td></tr><tr><td>Field service:</td><td></td><td></td><td></td></tr><tr><td>Salaries and wages—</td><td></td><td></td><td></td></tr><tr><td>Salary range, \$3,800 to \$5,000; average, \$4,400—</td><td></td><td></td><td></td></tr><tr><td>Chief of Alaska division.....</td><td>1 4,200</td><td>1 4,000</td><td>1 3,800</td></tr><tr><td>Superintendent of Education of natives of Alaska.....</td><td></td><td></td><td>1 3,800</td></tr><tr><td>Salary range, \$2,700 to \$3,300; average, \$3,000—</td><td></td><td></td><td></td></tr><tr><td>Purchasing agent.....</td><td>1 2,900</td><td>1 2,800</td><td>1 2,800</td></tr><tr><td>District superintendents.....</td><td>6 2,800</td><td>6 2,700</td><td>6 2,700</td></tr><tr><td>Salary range, \$2,400 to \$3,000; average, \$2,700—</td><td></td><td></td><td></td></tr><tr><td>Assistant chief of Alaska division.....</td><td>1 2,500</td><td>1 2,400</td><td>1 2,400</td></tr><tr><td>Special disbursing agent.....</td><td>1 2,500</td><td>1 2,400</td><td>1 2,400</td></tr><tr><td>Teachers.....</td><td>3 2,400</td><td>1 2,400</td><td>1 2,400</td></tr><tr><td>Salary range, \$1,800 to \$2,400; average, \$2,111—</td><td></td><td></td><td></td></tr><tr><td>Senior accountant and assistant auditor.....</td><td>1 1,980</td><td>1 1,920</td><td>1 1,880</td></tr><tr><td>Senior clerk.....</td><td>1 1,920</td><td>1 1,860</td><td>1 1,860</td></tr><tr><td>Industrial teacher.....</td><td>1 2,200</td><td>1 2,200</td><td>1 2,200</td></tr><tr><td>Salary range, \$1,680 to \$2,040; average, \$1,860—</td><td></td><td></td><td></td></tr><tr><td>Stenographer-bookkeeper.....</td><td>1 1,740</td><td>1 1,680</td><td>1 1,680</td></tr><tr><td>Teachers.....</td><td>43 1,740</td><td>41 1,739</td><td>42 1,740</td></tr><tr><td>Salary range, \$1,320 to \$1,680; average, \$1,500—</td><td></td><td></td><td></td></tr><tr><td>Stenographers.....</td><td>2 1,380</td><td>1 1,320</td><td>1 1,320</td></tr><tr><td>Teachers.....</td><td>80 1,398</td><td>79 1,405</td><td>76 1,410</td></tr><tr><td>Salary range, \$1,140 to \$1,500; average, \$1,320—</td><td></td><td></td><td></td></tr><tr><td>Cooks.....</td><td>3 1,140</td><td>2 1,140</td><td>1 1,140</td></tr><tr><td>Total average number of employees.....</td><td>146 1/2</td><td>140 1/2</td><td>135 1/2</td></tr><tr><td>Total salaries and wages, field service.....</td><td>238,540.00</td><td>228,965.00</td><td>222,319.00</td></tr><tr><td>The difference between 1927 and 1926 is due to—</td><td></td><td></td><td></td></tr><tr><td>Increase in force.....</td><td>\$10,145</td><td></td><td></td></tr><tr><td>Increase in salaries.....</td><td>1,430</td><td></td><td></td></tr><tr><td>Net increase.....</td><td>11,575</td><td></td><td></td></tr><tr><td>01 Total personal services.....</td><td>245,500.00</td><td>233,815.00</td><td>223,885.00</td></tr></table>		Estimated expenditures, 1927 appropriation	Estimated expenditures, 1926 appropriation	Expended and obligated, 1925	Departmental service:				Salaries—				Clerical, administrative, and fiscal service—	<i>Average—</i>	<i>Average—</i>	<i>Average—</i>	Grade 7, \$2,400 to \$3,000; average, \$2,700—	No. Salary	No. Salary	No. Salary	Junior administrative assistant.....	1 \$2,700	1 \$2,700	1 \$2,613	Assistant accountant and auditor.....	1 2,700	1 2,650	1 2,513	Grade 3, \$1,500 to \$1,800; average, \$1,680—				Assistant clerk.....	1 1,560	1 1,500		Grade 2, \$1,320 to \$1,680; average, \$1,500—				Junior clerk.....			1 1,440	Total average, number of employees.....	3	3	3	Total salaries, departmental service.....	6,960	6,850	6,566	The difference between 1927 and 1926 is due to increase in salaries, \$110.				Field service:				Salaries and wages—				Salary range, \$3,800 to \$5,000; average, \$4,400—				Chief of Alaska division.....	1 4,200	1 4,000	1 3,800	Superintendent of Education of natives of Alaska.....			1 3,800	Salary range, \$2,700 to \$3,300; average, \$3,000—				Purchasing agent.....	1 2,900	1 2,800	1 2,800	District superintendents.....	6 2,800	6 2,700	6 2,700	Salary range, \$2,400 to \$3,000; average, \$2,700—				Assistant chief of Alaska division.....	1 2,500	1 2,400	1 2,400	Special disbursing agent.....	1 2,500	1 2,400	1 2,400	Teachers.....	3 2,400	1 2,400	1 2,400	Salary range, \$1,800 to \$2,400; average, \$2,111—				Senior accountant and assistant auditor.....	1 1,980	1 1,920	1 1,880	Senior clerk.....	1 1,920	1 1,860	1 1,860	Industrial teacher.....	1 2,200	1 2,200	1 2,200	Salary range, \$1,680 to \$2,040; average, \$1,860—				Stenographer-bookkeeper.....	1 1,740	1 1,680	1 1,680	Teachers.....	43 1,740	41 1,739	42 1,740	Salary range, \$1,320 to \$1,680; average, \$1,500—				Stenographers.....	2 1,380	1 1,320	1 1,320	Teachers.....	80 1,398	79 1,405	76 1,410	Salary range, \$1,140 to \$1,500; average, \$1,320—				Cooks.....	3 1,140	2 1,140	1 1,140	Total average number of employees.....	146 1/2	140 1/2	135 1/2	Total salaries and wages, field service.....	238,540.00	228,965.00	222,319.00	The difference between 1927 and 1926 is due to—				Increase in force.....	\$10,145			Increase in salaries.....	1,430			Net increase.....	11,575			01 Total personal services.....	245,500.00	233,815.00	223,885.00		
	Estimated expenditures, 1927 appropriation	Estimated expenditures, 1926 appropriation	Expended and obligated, 1925																																																																																																																																																																																			
Departmental service:																																																																																																																																																																																						
Salaries—																																																																																																																																																																																						
Clerical, administrative, and fiscal service—	<i>Average—</i>	<i>Average—</i>	<i>Average—</i>																																																																																																																																																																																			
Grade 7, \$2,400 to \$3,000; average, \$2,700—	No. Salary	No. Salary	No. Salary																																																																																																																																																																																			
Junior administrative assistant.....	1 \$2,700	1 \$2,700	1 \$2,613																																																																																																																																																																																			
Assistant accountant and auditor.....	1 2,700	1 2,650	1 2,513																																																																																																																																																																																			
Grade 3, \$1,500 to \$1,800; average, \$1,680—																																																																																																																																																																																						
Assistant clerk.....	1 1,560	1 1,500																																																																																																																																																																																				
Grade 2, \$1,320 to \$1,680; average, \$1,500—																																																																																																																																																																																						
Junior clerk.....			1 1,440																																																																																																																																																																																			
Total average, number of employees.....	3	3	3																																																																																																																																																																																			
Total salaries, departmental service.....	6,960	6,850	6,566																																																																																																																																																																																			
The difference between 1927 and 1926 is due to increase in salaries, \$110.																																																																																																																																																																																						
Field service:																																																																																																																																																																																						
Salaries and wages—																																																																																																																																																																																						
Salary range, \$3,800 to \$5,000; average, \$4,400—																																																																																																																																																																																						
Chief of Alaska division.....	1 4,200	1 4,000	1 3,800																																																																																																																																																																																			
Superintendent of Education of natives of Alaska.....			1 3,800																																																																																																																																																																																			
Salary range, \$2,700 to \$3,300; average, \$3,000—																																																																																																																																																																																						
Purchasing agent.....	1 2,900	1 2,800	1 2,800																																																																																																																																																																																			
District superintendents.....	6 2,800	6 2,700	6 2,700																																																																																																																																																																																			
Salary range, \$2,400 to \$3,000; average, \$2,700—																																																																																																																																																																																						
Assistant chief of Alaska division.....	1 2,500	1 2,400	1 2,400																																																																																																																																																																																			
Special disbursing agent.....	1 2,500	1 2,400	1 2,400																																																																																																																																																																																			
Teachers.....	3 2,400	1 2,400	1 2,400																																																																																																																																																																																			
Salary range, \$1,800 to \$2,400; average, \$2,111—																																																																																																																																																																																						
Senior accountant and assistant auditor.....	1 1,980	1 1,920	1 1,880																																																																																																																																																																																			
Senior clerk.....	1 1,920	1 1,860	1 1,860																																																																																																																																																																																			
Industrial teacher.....	1 2,200	1 2,200	1 2,200																																																																																																																																																																																			
Salary range, \$1,680 to \$2,040; average, \$1,860—																																																																																																																																																																																						
Stenographer-bookkeeper.....	1 1,740	1 1,680	1 1,680																																																																																																																																																																																			
Teachers.....	43 1,740	41 1,739	42 1,740																																																																																																																																																																																			
Salary range, \$1,320 to \$1,680; average, \$1,500—																																																																																																																																																																																						
Stenographers.....	2 1,380	1 1,320	1 1,320																																																																																																																																																																																			
Teachers.....	80 1,398	79 1,405	76 1,410																																																																																																																																																																																			
Salary range, \$1,140 to \$1,500; average, \$1,320—																																																																																																																																																																																						
Cooks.....	3 1,140	2 1,140	1 1,140																																																																																																																																																																																			
Total average number of employees.....	146 1/2	140 1/2	135 1/2																																																																																																																																																																																			
Total salaries and wages, field service.....	238,540.00	228,965.00	222,319.00																																																																																																																																																																																			
The difference between 1927 and 1926 is due to—																																																																																																																																																																																						
Increase in force.....	\$10,145																																																																																																																																																																																					
Increase in salaries.....	1,430																																																																																																																																																																																					
Net increase.....	11,575																																																																																																																																																																																					
01 Total personal services.....	245,500.00	233,815.00	223,885.00																																																																																																																																																																																			

Estimates of appropriations required for the service of the fiscal year ending June 30, 1927—Continued

General object (title of appropriation), date of acts, references to Statutes at Large, or to Revised Statutes, and estimated amount required for each detailed object	Total amount to be appropriated under each head of appropriation	Amount appropriated for the fiscal year ending June 30, 1926
--	--	--

Education of Natives of Alaska—Continued.

	Estimated expenditures, 1927 appropriation	Estimated expenditures, 1926 appropriation	Expended and obligated, 1925
Supplies and materials:			
0200 Stationery and office supplies.....	\$500.00	\$625.50	\$520.57
0220 Scientific and educational supplies.....	10,300.00	6,800.00	8,761.09
0230 Fuel.....	28,000.00	25,000.00	18,480.31
0240 Wearing apparel and sewing supplies.....	12,000.00	10,650.00	11,518.04
0250 Forage and other supplies for animals.....	600.00	631.00	419.21
0260 Provisions.....	16,000.00	15,537.50	15,133.15
0280 Sundry supplies.....	12,000.00	11,331.50	11,416.17
02 Total supplies and materials.....	79,400.00	70,575.50	66,248.54
Subsistence and support of persons:			
03 Subsistence and support of persons.....	8,600.00	2,500.00	1,243.67
Communication service:			
0500 Telegraph service.....	450.00	500.00	419.89
0510 Telephone service.....	515.00	600.00	501.35
0520 Other communication service (messenger).....	35.00	36.00	36.05
05 Total communication service.....	1,000.00	1,136.00	957.29
Travel expenses:			
0615 Transportation.....	11,000.00	11,038.00	11,645.37
0616 Subsistence.....	3,000.00	1,962.00	2,754.63
06 Total travel expenses.....	14,000.00	13,000.00	14,400.00
07 Transportation of things (service).....	35,000.00	33,277.14	39,669.25
10 Furnishing of heat, light, and water.....	2,000.00	1,800.00	1,731.40
11 Rent of buildings and structures.....	2,400.00	5,000.00	5,122.57
12 Repairs and alterations.....	13,000.00	11,000.00	12,820.38
Equipment:			
3010 Furniture, furnishings, and fixtures.....	8,000.00	6,971.36	6,434.28
3020 Educational, scientific, and recreational equipment (desks, etc.).....	2,000.00	1,000.00	2,275.25
3050 Other equipment (U. S. S. Boxer).....	4,000.00	5,000.00	2,980.42
30 Total equipment.....	14,000.00	12,971.36	11,689.95
3210 School buildings and teachers' residences.....	47,000.00	50,000.00	19,318.17
Reserve.....		2,000.00	2,000.00
Total.....	461,900.00	437,075.00	404,085.22

Medical Relief in Alaska—

Medical relief in Alaska: To enable the Secretary of the Interior, in his discretion and under his direction, with the advice and cooperation of the Public Health Service, to provide for the medical and sanitary relief of the Eskimos, Aleuts, Indians, and other natives of Alaska; erection, purchase, repair, rental, and equipment of hospital buildings; books and surgical apparatus; pay and necessary traveling expenses of physicians, nurses, and other employees, and all other necessary miscellaneous expenses which are not included under the above special heads, \$122,320, to be available immediately: *Provided*, That patients who are not indigent may be admitted to the hospitals for care and treatment on the payment of such reasonable charges therefor as the Secretary of the Interior shall prescribe (*acts Mar. 3, 1915, vol. 38, p. 862; Mar. 3, 1925, vol. 43, p. 1180-1181*).....

\$150,000.00

\$122,320.00

	Estimated expenditures, 1927 appropriation	Estimated expenditures, 1926 appropriation	Expended and obligated, 1925
Field service:			
Salaries and wages—			
Salary range, \$3,300 to \$3,900; average \$3,600—	<i>Average—</i>		<i>Average—</i>
Physicians.....	No. 4	Salary \$3,500	No. 4
Salary range, \$3,000 to \$3,600; average \$3,300—	<i>Average—</i>		<i>Average—</i>
Physician.....	1	3,000	3,000
Salary range, \$1,860 to \$2,400; average \$2,100—	<i>Average—</i>		<i>Average—</i>
Physicians.....	2	2,010	2,010
Salary range, \$1,500 to \$1,860; average \$1,680—	<i>Average—</i>		<i>Average—</i>
Physician.....	1	1,500	1,500
Nurses.....	28	1,500	24 1/2
Salary range, \$1,140 to \$1,500; average \$1,320—	<i>Average—</i>		<i>Average—</i>
Orderlies.....	3	1,200	3
Cook.....	5	1,140	4
Salary range, \$900 to \$1,140; average, \$1,020—	<i>Average—</i>		<i>Average—</i>
Janitor.....	1	960	1
Salary range, \$600 to \$780; average, \$690—	<i>Average—</i>		<i>Average—</i>
Orderlies.....	2	600	1 1/2
Salary range, \$420 to \$600; average, \$510—	<i>Average—</i>		<i>Average—</i>
Nurses in training.....	2	540	2
Orderlies.....	2	480	1 1/2
Total average number of employees.....	52	47 1/2	41 1/2
Total salaries and wages, field service.....	81,520.00	73,380.00	64,113.00
The difference between 1927 and 1926 is due to increase in force, \$8,140.			

Estimates of appropriations required for the service of the fiscal year ending June 30, 1927—Continued

General object (title of appropriation), date of acts, references to Statutes at Large, or to Revised Statutes, and estimated amount required for each detailed object				Total amount to be appropriated under each head of appropriation	Amount appropriated for the fiscal year ending June 30, 1926
Medical Relief in Alaska—Continued.					
	Estimated expenditures, 1927 appropriation	Estimated expenditures, 1926 appropriation	Expended and obligated, 1925		
Supplies and materials:					
0210 Medical and hospital supplies.....	\$11,320.00	\$9,920.00	\$12,317.81		
0230 Fuel.....	8,100.00	5,100.00	6,516.10		
0240 Wearing apparel and sewing supplies.....	1,100.00	600.00	425.60		
0260 Provisions.....	8,220.00	7,020.00	9,685.43		
0280 Sundry supplies.....	1,500.00	1,500.00	1,435.80		
02 Total supplies and materials.....	30,240.00	24,140.00	30,380.74		
03 Subsistence and support of persons.....	6,560.00	4,600.00	4,328.00		
05 Telephone service.....	90.00	90.00	90.00		
Travel expenses:					
0615 Transportation.....	4,250.00	4,250.00	3,324.45		
0616 Subsistence.....	750.00	750.00	684.30		
06 Total travel expenses.....	5,000.00	5,000.00	4,008.75		
07 Transportation of things (freight).....	8,860.00	3,200.00	3,943.80		
10 Furnishing of light, heat, etc.....	350.00	350.00	248.72		
12 Repairs and alterations.....	5,720.00	3,720.00	2,888.27		
13 Special and miscellaneous current expenses.....	4,565.00	4,665.00	5,398.30		
22 Burial expenses.....	250.00	250.00	428.60		
Equipment:					
3010 Furniture and fixtures.....	3,470.00	1,650.00	2,180.50		
3020 Educational and scientific equipment.....	375.00	375.00	224.87		
3050 Other equipment (motor boat).....	3,000.00				
30 Total equipment.....	6,845.00	2,025.00	2,405.37		
32 Buildings.....			7,491.19		
Reserve.....		1,000.00	1,000.00		
Total.....	150,000.00	122,320.00	126,724.74		
Reindeer for Alaska—					
Reindeer for Alaska: For support of reindeer stations in Alaska and instruction of Alaskan natives in the care and management of reindeer, including salaries of necessary employees in Alaska; subsistence, clothing, and other necessary personal supplies for apprentices with Government herds, traveling expenses of employees, equipment, and all other necessary miscellaneous expenses, \$12,500, to be available immediately: <i>Provided</i> , That the Commissioner of Education is authorized to sell such of the male reindeer belonging to the Government as he may deem advisable and to use the proceeds in the purchase of female reindeer belonging to missions and in the distribution of reindeer to natives in those portions of Alaska in which reindeer have not yet been placed and which are adapted to the reindeer industry (<i>acts Mar. 3, 1898, vol. 27, p. 590; Mar. 3, 1925, vol. 43, p. 1181</i>).....				\$12,500.00	\$12,500.00
	Estimated expenditures, 1927 appropriation	Estimated expenditures, 1926 appropriation	Expended and obligated, 1925		
Field service:					
Salaries and wages—	Average—	Average—	Average—		
Salary range, \$1,680 to \$2,040; average, \$1,860—	No. Salary	No. Salary	No. Salary		
Reindeer supervisor.....	1 \$1,800	1 \$1,800	1 \$1,800		
Salary range, \$1,500 to \$1,860; average, \$1,680—					
Reindeer supervisor.....	1 1,560	1 1,560	1 1,620		
Salary range, \$1,140 to \$1,500; average, \$1,320—					
Chief herder.....	1 1,200	1 1,200	1 1,200		
Salary range, \$900 to \$1,140; average, \$1,020—					
Herder.....	1 900	1 900	1 900		
Salary range, \$600 to \$780; average, \$690—					
Herder.....	1 720	1 720	1 720		
01 Total average number of employees.....	5	5	3 1/3		
Total salaries and wages, field service.....	6,180.00	6,180.00	5,405.00		
Supplies and materials:					
0230 Fuel.....	75.00	75.00	56.25		
0240 Wearing apparel.....	1,204.86	1,204.86	1,250.40		
0260 Provisions.....	1,200.00	1,200.00	1,723.34		
0280 Sundry supplies.....	1,210.00	1,210.00	3,622.16		
02 Total supplies and materials.....	3,689.86	3,689.86	6,652.15		
03 Subsistence and support of persons.....	450.00	450.00	334.20		
Travel expenses:					
0615 Transportation.....	300.00	300.00	200.00		
0616 Subsistence.....	1,000.00	1,000.00	818.02		
06 Total travel expenses.....	1,300.00	1,300.00	1,018.02		
07 Transportation of things (freight).....	500.00	500.00	569.28		
Equipment:					
3010 Furniture and fixtures.....	229.74	229.74	450.30		
3050 Other equipment.....	150.40	150.40	524.33		
30 Total equipment.....	380.14	380.14	974.63		
Total.....	12,500.00	12,500.00	14,953.28		

Estimates of appropriations required for the service of the fiscal year ending June 30, 1927—Continued

General object (title of appropriation), date of acts, references to Statutes at Large, or to Revised Statutes, and estimated amount required for each detailed object				Total amount to be appropriated under each head of appropriation	Amount appropriated for the fiscal year ending June 30, 1926
Alaskan Reindeer Fund, Special Fund— Indefinite appropriation of the receipts from sale of male reindeer in Alaska, to be used in the purchase and distribution of reindeer to natives (<i>act July 19, 1919, vol. 41, p. 203</i>)-----				\$500. 00	\$1, 000. 00
	Estimated expenditures, 1927 appropriation	Estimated expenditures, 1926 appropriation	Expended and obligated, 1925		
Supplies and materials:					
0240 Wearing apparel-----	\$150	\$300	-----		
0260 Provisions-----	250	500	-----		
0280 Sundry supplies-----	100	200	-----		
02 Total supplies and materials-----	500	1, 000	-----		
Colleges for Agriculture and the Mechanic Arts— Indefinite appropriation to pay each State and Territory for the more complete endowment and maintenance of colleges for the benefit of agriculture and the mechanic arts now established, or which may be hereafter established, in accordance with an act of Congress approved July 2, 1862. That there shall be, and hereby is, annually appropriated, out of any money in the Treasury not otherwise appropriated, to be paid as hereinafter provided, to each State and Territory for the more complete endowment and maintenance of agricultural colleges now established, or which may hereafter be established, in accordance with the act of Congress approved July 2, 1862, and the act of Congress approved August 30, 1890, the sum of \$5,000 in addition to the sums named in the said act, for the fiscal year ending June 30, 1908, and an annual increase of the amount of such appropriation thereafter for 4 years by an additional sum of \$5,000 over the preceding year, and the annual sum to be paid thereafter to each State and Territory shall be \$50,000, to be applied only for the purposes of the agricultural colleges, as defined and limited in the act of Congress approved July 2, 1862, and the act of Congress approved August 30, 1890. That the sum hereby appropriated to the States and Territories for the further endowment and support of the colleges shall be paid by, to, and in the manner prescribed by the act of Congress approved August 30, 1890, entitled "An act to apply a portion of the proceeds of the public lands to the more complete endowment and support of the colleges for the benefit of agriculture and the mechanic arts established under the provisions of the act of Congress approved July 2, 1862," and the expenditure of the said money shall be governed in all respects by the provisions of the said act of Congress approved July 2, 1862, and the said act of Congress approved August 30, 1890: <i>Provided</i> , That said colleges may use a portion of this money for providing courses for the special preparation of instructors for teaching the elements of agriculture and the mechanic arts (<i>acts July 2, 1862, vol. 12, p. 503, secs. 1-8; Aug. 30, 1890, vol. 26, p. 417; Mar. 4, 1907, vol. 34, p. 1281</i>)-----				2, 550, 000. 00	2, 550, 000. 00
	Estimated expenditures, 1927 appropriation	Estimated expenditures, 1926 appropriation	Expended and obligated, 1925		
2201 Grants for educational and scientific purposes-----	\$2, 550, 000	\$2, 550, 000	\$2, 550, 000		
Total under Bureau of Education-----				3, 396, 500. 00	3, 345, 495. 00
GOVERNMENT IN THE TERRITORIES					
Salary of the Governor, Territory of Alaska— Territory of Alaska: For salary of the Governor of Alaska (<i>acts June 6, 1900, vol. 31, p. 321, secs. 1-10; Mar. 3, 1925, vol. 43, p. 1181</i>)-----				7, 000. 00	7, 000. 00
	Estimated expenditures, 1927 appropriation	Estimated expenditures, 1926 appropriation	Expended and obligated, 1925		
Field service:					
Salaries and wages—	Average—	Average—	Average—		
Salary range, \$6,000 to \$7,500; average, \$6,750—	No. 1 Salary \$7, 000	No. 1 Salary \$7, 000	No. 1 Salary \$7, 000		
Governor-----					

Estimates of appropriations required for the service of the fiscal year ending June 30, 1927—Continued

General object (title of appropriation), date of acts, references to Statutes at Large, or to Revised Statutes, and estimated amount required for each detailed object				Total amount to be appropriated under each head of appropriation	Amount appropriated for the fiscal year ending June 30, 1926
Salary of the Secretary, Territory of Alaska— <i>For salary of the secretary, Territory of Alaska (section 1848, Revised Statutes) (acts July 16, 1914, vol. 38, p. 498; Mar. 3, 1925, vol. 43, p. 1144) (submitted)</i>				\$3, 600. 00	
	Estimated expenditures, 1927 appropriation	Estimated expenditures, 1926 appropriation	Expended and obligated, 1925		
Field service:					
Salaries and wages—					
Salary range, \$3,300 to \$3,900; average, \$3,600—	Average—	Average—	Average—		
Secretary, Territory of Alaska.....	No. 1 Salary \$3, 600	No. 1 Salary	No. 1 Salary		
Contingent Expenses, Territory of Alaska— <i>For incidental and contingent expenses, clerk hire, not to exceed \$2,800; janitor service for the governor's office and the executive mansion, not to exceed \$2,580; traveling expenses of the governor while absent from the capital on official business and of the secretary of the Territory while traveling on official business under direction of the governor; rent of executive offices, repair and preservation of [executive offices and] governor's house and furniture; for care of grounds and purchase of necessary equipment; stationery, lights, water, and fuel; in all, [\$10,780] \$12,500, to be expended under the direction of the governor (acts June 6, 1900, vol. 31, p. 321, secs. 1-10; Mar. 3, 1925, vol. 43, p. 1181)</i>				12, 500. 00	\$10, 780. 00
	Estimated expenditures, 1927 appropriation	Estimated expenditures, 1926 appropriation	Expended and obligated, 1925		
Field service:					
Salaries and wages—					
Salary range, \$2,700 to \$3,300; average, \$3,000—	Average—	Average—	Average—		
Secretary to Governor of Alaska.....	No. 1 Salary \$2, 800. 00	No. 1 Salary \$2, 800. 00	No. 1 Salary \$2, 800. 00		
Salary range, \$1,600 to \$1,860; average, \$1,680—					
Janitor.....	1 1, 740. 00	1 1, 740. 00	1 1, 740. 00		
Salary range, \$780 to \$1,020; average, \$900—					
Caretaker.....	1 840. 00	1 840. 00	1 840. 00		
Total average number of employees.....	3	3	2½		
Total salaries and wages, field service.....	5, 380. 00	5, 380. 00	5, 160. 67		
Supplies and materials:					
0200 Stationery and office supplies.....	300. 00	275. 00	165. 50		
0230 Fuel.....	1, 200. 00	900. 00	1, 247. 30		
0290 Sundry supplies.....	500. 00	400. 00	583. 75		
Total supplies and materials.....	2, 000. 00	1, 575. 00	1, 996. 55		
Communication service:					
0500 Telegraph service.....	80. 00	50. 00	14. 82		
0510 Telephone service.....	195. 00	192. 00	192. 00		
0520 Other communication service.....	25. 00	25. 00			
Total communication service.....	300. 00	267. 00	206. 82		
Travel expenses.....	900. 00	900. 00	1, 247. 81		
Transportation of things (service).....	125. 00	100. 00	178. 75		
Heat, light, power, water, electricity.....	550. 00	530. 00	546. 36		
Rents.....	2, 130. 00	2, 130. 00	887. 50		
Repairs and alterations.....	465. 00	1, 175. 00	520. 83		
Special and miscellaneous expenses.....	100. 00	50. 00	39. 00		
Furniture, equipment, and fixtures.....	500. 00	438. 00	576. 50		
Structures and parts.....	50. 00	25. 00	17. 91		
		12, 570. 00	11, 378. 70		
Less amounts paid and payable from second deficiency appropriation, \$2,500, approved Mar. 4, 1925.....		1, 790. 00	710. 00		
Total.....	12, 500. 00	10, 780. 00	10, 668. 70		

Estimates of appropriations required for the service of the fiscal year ending June 30, 1927—Continued

General object (title of appropriation), date of acts, references to Statutes at Large, or to Revised Statutes, and estimated amount required for each detailed object

Total amount to be appropriated under each head of appropriation

Amount appropriated for the fiscal year ending June 30, 1926

Legislative Expenses, Territory of Alaska—

For salaries of members [\$21,600] \$21,350; mileage of members, \$9,250; salaries of employees, \$5,160; rent of legislative halls and committee rooms [\$2,000] \$2,500; printing, indexing, and binding laws, printing and binding journals, stationery, supplies, printing of bills, reports, and so forth, \$9,000; in all [\$47,010] \$47,260, to be expended under the direction of the Governor of Alaska (acts July 16, 1914, vol. 38, p. 479; June 5, 1924, vol. 43, p. 427) -----

• \$47,260.00

	Estimated expenditures, 1927 appropriation	Estimated expenditures, 1926 appropriation	Expended and obligated, 1925
Salaries of members of Senate and House.....	\$21,350.00		\$21,135.00
Salaries of employees of Senate and House.....	5,160.00		5,090.00
01 Total personal services.....	26,510.00		26,215.00
02 Stationery and office supplies.....	1,500.00		1,301.50
Communication service:			
0500 Telegraph service.....	50.00		21.50
0510 Telephone service.....	40.00		40.00
0521 Other (postage, box rent, etc.).....	50.00		37.00
05 Total communication service.....	140.00		98.50
06 Mileage allowances.....	9,250.00		9,250.00
08 Printing and binding, engraving, lithographing, etc.....	7,260.00		7,600.00
11 Rents.....	2,500.00		2,000.00
13 Special and miscellaneous repairs.....	50.00		
30 Equipment: Sundry items (furniture, furnishings, and fixtures).....	50.00		
Total.....	47,260.00		46,465.00

Care and Custody of Insane, Alaska—

Insane of Alaska: For care and custody of persons legally adjudged insane in Alaska, including transportation, burial, and other expenses [\$157,757], \$159,248: *Provided*, That authority is granted to the Secretary of the Interior to pay from this appropriation to the Sanitarium Company of Portland, Oregon, or to other contracting institution or institutions, not to exceed \$624 per capita per annum for the care and maintenance of Alaskan insane patients during the fiscal year [1926] 1927: *Provided further*, That so much of this sum as may be required shall be available for all necessary expenses in ascertaining the residence of inmates and in returning those who are not legal residents of Alaska to their legal residence or to their friends, and the Secretary of the Interior shall, so soon as practicable, return to their places of residence or to their friends all inmates not residents of Alaska at the time they became insane, and the commitment papers for any person hereafter adjudged insane shall include a statement by the committing authority as to the legal residence of such person: [Provided further, That the Secretary of the Interior is hereby authorized and instructed to conduct investigation and report to the Congress on the advisability of establishing an institution for the insane within the Territory of Alaska or in the United States, to present estimates of the cost of such institution, the maintenance of insane persons, and the utilization of any abandoned military post or other property of the United States for an asylum for the insane] (acts June 12, 1917, vol. 40, p. 150; Oct. 6, 1917, vol. 40, p. 373; July 19, 1919, vol. 41, p. 203; June 5, 1920, vol. 41, p. 916; Mar. 4, 1921, vol. 41, p. 1405; Mar. 20, 1922, vol. 42, p. 446; Mar. 3, 1925, vol. 43, p. 1181) -----

159,248.00

\$157,757.00

	Estimated expenditures, 1927 appropriation	Estimated expenditures, 1926 appropriation	Expended and obligated, 1925
03 Subsistence and support of persons (patients).....	\$157,248.00	\$156,000.00	\$151,583.62
06 Total travel expenses.....	550.00	400.00	539.18
13 Special and miscellaneous expenses.....	60.00	57.00	70.00
Grants, subsidies, and contributions:			
2230 Gratuities.....	400.00	400.00	431.20
2250 Burial expenses.....	990.00	900.00	900.00
22 Total grants, subsidies, and contributions.....	1,390.00	1,300.00	1,331.20
Total.....	159,248.00	157,757.00	153,524.00

• This appropriation made biennially.

Estimates of appropriations required for the service of the fiscal year ending June 30, 1927—Continued

General object (title of appropriation), date of acts, references to Statutes at Large, or to Revised Statutes, and estimated amount required for each detailed object				Total amount to be appropriated under each head of appropriation		Amount appropriated for the fiscal year ending June 30, 1926	
Suppressing Traffic in Intoxicating Liquors, Alaska-- For suppression of the traffic in intoxicating liquors among the natives of Alaska, to be expended under the direction of the Secretary of the Interior (acts June 6, 1900, vol. 31, p. 321, secs. 1-10; Mar. 3, 1909, vol. 35, p. 838, secs. 1-23; Mar. 3, 1925, vol. 43, p. 1181)				\$16, 200. 00		\$16, 200. 00	

Estimates of appropriations required for the service of the fiscal year ending June 30, 1927—Continued

General object (title of appropriation), date of acts, references to Statutes at Large, or to Revised Statutes, and estimated amount required for each detailed object

Total amount to be appropriated under each head of appropriation

Amount appropriated for the fiscal year ending June 30, 1926

Alaska Railroad Fund—Continued.

	Estimated expenditures, 1927 appropriation	Estimated expenditures, 1926 appropriation	Expended and obligated, 1925
WASHINGTON OFFICE			
Departmental service:			
Salaries—			
Clerical, administrative, and fiscal service—			
Grade 12, \$5,200 to \$6,000; average, \$5,600—	Average—	Average—	Average—
Chief administrative officer.....	No. Salary	No. Salary	No. Salary
Grade 9, \$3,000 to \$3,600; average, \$3,300—			
Administrative officer (chief clerk).....			1 3,300
Grade 8, \$2,700 to \$3,300; average, \$3,000—			
Associate administrative officer.....	1 2,900	1 2,800	1 2,717
Grade 3, \$1,500 to \$1,800; average, \$1,680—			
Assistant clerks.....	2 1,650	2 1,590	1 1,541
Grade 2, \$1,320 to \$1,680; average, \$1,500—			
Junior clerk.....			1 1,440
Grade 1, \$1,140 to \$1,500; average, \$1,320—			
Underclerk.....			1 1,380
Total number of employees.....	3	3	3 1/2
Total salaries, departmental service.....	6,200.00	5,980.00	7,969.32
The difference between 1927 and 1926 is due to increase in salaries, \$320.			
SEATTLE OFFICE			
Field service:			
Salaries and wages—			
Salary range, \$5,200 to \$6,000; average, \$5,600—			
General purchasing agent.....	1 5,200	1 5,200	1 5,200
Salary range, \$3,000 to \$3,600; average, \$3,300—			
Special disbursing agent.....	1 3,300	1 3,300	1 3,300
Chief clerk.....	1 3,300	1 3,300	1 3,300
Salary range, \$2,100 to \$2,700; average, \$2,400—			
Clerks.....	2 2,300	2 2,300	2 2,300
Salary range, \$1,800 to \$2,400; average, \$2,111—			
Stenographer.....	1 2,100	1 2,100	1 2,100
Salary range, \$1,500 to \$1,800; average, \$1,680—			
Stenographer.....	1 1,680	1 1,680	1 1,680
Salary range, \$1,320 to \$1,680; average, \$1,500—			
Stenographer.....			1 1,440
Salary range, \$1,020 to \$1,260; average, \$1,140—			
Messenger.....	1 1,020	1 1,020	1 1,020
Total average number of employees.....	8	8	9
Total salaries and wages, field service.....	21,200	21,200	22,640
ANCHORAGE OFFICE			
Field service:			
Salaries and wages—			
Salary range, \$7,500 and over—			
Special assistant to the Secretary of the Interior—			
General manager.....	1 14,400	1 14,400	1 14,400
Salary range, \$6,000 to \$7,500; average, \$6,750—			
General manager.....			1 6,500
Salary range, \$3,800 to \$5,000; average, \$4,400—			
Examiner of accounts.....	1 5,000	1 5,000	1 5,000
Chief surgeon.....			1 5,000
Assistant general manager.....	1 4,800	1 4,800	1 4,800
Superintendent of commissary and stores.....			1 4,800
Superintendent of transportation.....	1 4,800	1 4,800	1 4,800
Superintendent of motive power and equipment.....	1 4,200	1 4,200	1 4,200
Superintendent of track, bridges, and buildings.....			1 4,000
Salary range, \$3,300 to \$3,900; average, \$3,600—			
Assistant to general manager.....			1 3,600
Chief accountant.....			1 3,600
Auditor of station accounts.....	1 3,600	1 3,600	1 3,600
Roadmaster.....	1 3,600	1 3,600	1 3,600
Special disbursing agent.....	1 3,600	1 3,600	1 3,600
Salary range, \$3,000 to \$3,600; average, \$3,300—			
Accountant.....	1 3,300	1 3,300	1 3,300
Bridge engineers.....	1 3,300	1 3,300	1 3,300
Traveling engineer.....	1 3,300	1 3,300	1 3,300
General storekeeper.....	1 3,300	1 3,300	1 3,300
Salary range, \$2,700 to \$3,300; average, \$3,000—			
Dispatchers.....	3 3,120	3 3,120	4 3,060
General agent.....	1 3,000	1 3,000	1 3,000
Special agent.....			1 3,000
Port captain.....			1 3,000
Chief timekeeper.....	1 3,000	1 3,000	1 3,000
Electrical engineer.....	1 3,000	1 3,000	1 3,000
Assistant surgeons.....	1 3,000	1 3,000	1 3,000
Trainmaster.....	1 3,000	1 3,000	1 3,000
Hospital superintendent.....	1 3,000	1 3,000	1 3,000
Roadmasters.....	3 3,000	3 3,000	3 3,000
Assistant superintendent river transportation.....		1 3,000	1 3,000
Assistant auditor of station accounts.....			1 3,000
Hotel manager.....	1 2,947	1 2,947	1 2,947
Salary range, \$2,400 to \$3,000; average, \$2,700—			
Draftsman, bridge.....			1 2,880
Captains, steamer.....	2 2,825	2 2,825	2 2,825
Supervisor, telegraph and telephone department.....	1 2,820	1 2,820	1 2,820
Engineers, locomotive.....	19 2,897	16 2,897	18 2,715
Captains, gas boat.....	1 2,700	1 2,700	1 2,700
Assistant roadmaster.....	1 2,700	1 2,700	1 2,700
Marine engineer.....			1 2,700

Estimates of appropriations required for the service of the fiscal year ending June 30, 1927—Continued

General object (title of appropriation), date of acts, references to Statutes at Large, or to Revised Statutes, and estimated amount required for each detailed object				Total amount to be appropriated under each head of appropriation		Amount appropriated for the fiscal year ending June 30, 1926	
Alaska Railroad Fund—Continued.							
		Estimated expenditures, 1927 appropriation	Estimated expenditures, 1926 appropriation	Expended and obligated, 1925			
ANCHORAGE OFFICE—continued							
Field service—Continued.							
Salaries and wages—Continued.							
Salary range, \$2,400 to \$3,000; average, \$2,700—Con.							
	Average—		Average—	Average—			
	No. Salary	No. Salary	No. Salary				
General agent	10 \$2,693	6 \$2,693	6	\$2,700			
Riveters			6	2,693			
Dining-car conductor			1	2,640			
Resident engineers	2 2,640	2 2,640	1	2,640			
Chef, Curry Hotel	1 2,640	1 2,640	1	2,640			
Miner			1	2,632			
Conductors	17 2,765	15 2,765	17	2,585			
Accountants	9 2,580	9 2,580	10	2,580			
Engineer, gas boat	1 2,580	1 2,580	1	2,580			
Engineers, ditcher	2 2,580	1 2,580	1	2,580			
Purser, steamer	1 2,550	1 2,550	1	2,550			
Salary range, \$2,100 to \$2,700; average, \$2,400—							
Station agents	6 2,820	6 2,820	7	2,796			
Hospital steward			1	2,520			
Engineers, steam shovel	2 2,460	1 2,460	1	2,460			
Draftsmen	1 2,400	1 2,400	1	2,400			
Foremen	40 2,400	35 2,400	34	2,400			
Tie and timber inspectors	1 2,400	1 2,400	1	2,400			
Cold-storage operator	1 2,400	1 2,400	1	2,400			
Wire chiefs	1 2,400	1 2,400	1	2,400			
Pilots, steamer	1 2,370	1 2,370	1	2,370			
Steward, steamer	1 2,340	1 2,340	1	2,340			
Tourist agent			1	2,340			
Station agents	7 2,350	7 2,350	9	2,323			
Mechanics	15 2,280	12 2,280	12	2,280			
Clerks	18 2,278	18 2,278	24	2,278			
Electricians	8 2,280	8 2,280	7	2,280			
Operator-clerks	3 2,280	3 2,280	3	2,280			
Salary range, \$1,800 to \$2,400; average, \$2,111—							
Special inspector	1 2,280	1 2,280	1	2,220			
Longshoremen	16 2,203	14 2,203	16	2,203			
Brakemen	25 2,304	22 2,304	26	2,196			
Firemen, locomotive	18 2,376	15 2,376	18	2,196			
Chief engineers, steamer	4 2,167	1 2,167	1	2,167			
Baggage men	4 2,154	4 2,154	4	2,160			
Pile-driver engineers	3 2,154	2 2,154	1	2,154			
Cooks and bakers	18 2,100	15 2,100	14	2,100			
Engineers, power plant	4 2,100	4 2,100	4	2,100			
Section foremen	62 2,100	62 2,100	62	2,100			
Terminal fire chief	1 2,100	1 2,100	1	2,100			
Instrument men	2 2,100	1 2,100	1	2,100			
Stenographer			1	2,100			
Mechanics	59 2,100	50 2,100	51	2,100			
Laundrymen	2 2,048	2 2,048	2	2,048			
Hotel housekeeper	1 2,048	1 2,048	1	2,048			
Hostlers	18 2,040	16 2,040	15	2,040			
Cranemen, steam shovel	2 2,040	1 2,040	1	2,040			
Checkers	4 2,040	3 2,040	3	2,040			
Gardener	1 2,040	1 2,040	1	2,040			
Inspectors	2 2,040	2 2,040	2	2,040			
Engineers, crane	11 1,980	8 1,980	6	1,980			
Second mate and watchman, steamer	1 1,980	1 1,980	1	1,980			
Motor truck drivers	2 1,980	2 1,980	2	1,980			
Stable boss			1	1,980			
Surgeon's assistant	1 1,980	1 1,980	1	1,980			
Swampers			7	1,989			
Salary range, \$1,680 to \$2,040; average, \$1,860—							
Carpenters	70 1,958	70 1,958	73	1,958			
Clerks	25 1,940	23 1,940	24	1,940			
Operator-clerks	1 1,920	1 1,920	4	1,920			
Firemen, steamer	2 1,920	2 1,920	2	1,920			
Assistant fire chief, terminal	1 1,920	1 1,920	1	1,920			
Stenographers	4 1,800	4 1,800	3	1,800			
Laboratory assistant			1	1,800			
Shop crane man	1 1,800	1 1,800	1	1,800			
Salary range, \$1,500 to \$1,680; average, \$1,680—							
Stationary firemen	20 1,760	16 1,760	15	1,760			
Nurses	5 1,740	5 1,740	5	1,740			
Assistant chief engineers, steamer	2 1,725	2 1,725	2	1,725			
First mates, steamer	2 1,725	2 1,725	2	1,725			
Firemen, crane, ditcher, steam shovel, etc.	16 1,680	12 1,680	11	1,680			
Teamsters			2	1,680			
Deck hands	6 1,620	6 1,620	6	1,620			
Janitors	19 1,620	17 1,620	16	1,620			
Assistant cold-storage operator	1 1,620	1 1,620	1	1,620			
Hostler's helpers	2 1,620	2 1,620	2	1,620			
Salary range, \$1,320 to \$1,680; average, \$1,500—							
Stenographers	4 1,605	4 1,605	2	1,678			
Waiters	20 1,620	15 1,620	18	1,620			
Helpers, mechanics	100 1,600	85 1,600	86	1,600			
Orderlies, hospital	1 1,567	1 1,567	1	1,567			
Rodman	1 1,560	1 1,560	1	1,560			
Clerks	3 1,500	3 1,500	2	1,500			
Engineers, heating plant	2 1,500	2 1,500	2	1,500			
Assistant telegraph operator	1 1,500	1 1,500	1	1,500			
Watchmen	12 1,500	10 1,500	10	1,500			
Cooks, section gang	20 1,440	20 1,440	20	1,440			
Pump men	4 1,440	4 1,440	5	1,440			
Salary range, \$1,140 to \$1,500; average, \$1,320—							
Laborers	500 1,400	350 1,400	326	1,400			
Porters	1 1,320	1 1,320	1	1,320			

Estimates of appropriations required for the service of the fiscal year ending June 30, 1927—Continued

General object (title of appropriation), date of acts, references to Statutes at Large, or to Revised Statutes, and estimated amount required for each detailed object				Total amount to be appropriated under each head of appropriation	Amount appropriated for the fiscal year ending June 30, 1926
Alaska Railroad Fund—Continued.					
ANCHORAGE OFFICE—continued					
Field service—Continued.					
Salaries and wages—Continued.					
Salary range, \$900 to \$1,140; average, \$1,020—	<i>Average—</i>	<i>Average—</i>	<i>Average—</i>		
Messengers	<i>No. Salary</i>	<i>No. Salary</i>	<i>No. Salary</i>		
Salary range, \$240 to \$420; average, \$330—	1 \$980	1 \$980	1 \$980		
Purchasing agent's representative	1 240	1 240	1 240		
Total average number of employees	1,304 $\frac{1}{2}$	1,074 $\frac{1}{2}$	1,108 $\frac{1}{2}$		
Total salaries and wages	2,376,181.00	2,003,112.00	2,083,502.00		
Difference between 1927 and 1926 is due to increase in force, \$373,069.					
Net total average number of employees, field (Seattle and Anchorage offices)	1,312 $\frac{1}{2}$	1,082 $\frac{1}{2}$	1,117 $\frac{1}{2}$		
Net total salaries and wages, field (Seattle and Anchorage offices)	2,397,381.00	2,024,312.00	2,106,142.00		
Difference between 1927 and 1926 is due to increase in force, \$373,069.					
01 Total personal services	2,403,681.00	2,030,292.00	2,114,111.32		
Deduct expenditures for personal services included in objects named below	2,403,681.00	2,030,292.00	2,114,111.32		
02 Materials			152,888.83		
03 Subsistence and support of persons	40,000.00	40,000.00	39,669.38		
07 Transportation of things (service)	570,000.00	650,000.00	664,820.87		
09 Advertising and publication of notices	15,000.00	15,000.00	15,741.86		
10 Furnishing of heat, light, power, water, and electricity (service)	55,000.00	55,000.00	57,630.78		
12 Repairs and alterations	1,385,000.00	1,280,000.00	1,589,036.38		
13 Special and miscellaneous current expenses	190,000.00	160,000.00	171,869.14		
30 Other equipment	320,000.00	133,000.00	53,025.54		
32 Structures	480,000.00	367,000.00	365,548.28		
Total	3,055,000.00	2,700,000.00	3,110,229.06		
Less estimated revenues	1,200,000.00	1,000,000.00	861,237.24		
Net expenditure	1,855,000.00	1,700,000.00	2,248,991.82		
Salaries, Governor and Secretary, Territory of Hawaii—					
Governor (acts Apr. 30, 1900, vol. 31, p. 159, sec. 92; May 27, 1910, vol. 36, p. 448, sec. 8; Mar. 8, 1925, vol. 43, p. 1182)-----				\$7,000.00	
Secretary (same acts)-----				5,400.00	
				\$12,400.00	\$12,400.00
Field service:					
Salaries and wages—					
Salary range, \$6,000 to \$7,500; average, \$6,750—	<i>Average—</i>	<i>Average—</i>	<i>Average—</i>		
Governor	<i>No. Salary</i>	<i>No. Salary</i>	<i>No. Salary</i>		
Salary range, \$5,200 to \$6,000; average, \$5,600—	1 \$7,000	1 \$7,000	1 \$7,000		
Secretary, Territory of Hawaii	1 5,400	1 5,400	1 5,400		
Total average number of employees	2	2	2		
01 Total salaries, field service	12,400	12,400	12,400		
Contingent Expenses, Territory of Hawaii—					
For contingent expenses, to be expended by the governor, for stationery, postage, and incidentals, \$1,000; private secretary to the governor, \$3,000; for traveling expenses of the governor while absent from the capital on official business, \$500; in all, \$4,500 (acts Apr. 30, 1900, vol. 31, p. 159, sec. 92; May 27, 1910, vol. 36, p. 448, sec. 8; July 16, 1914, vol. 38, p. 479; Mar. 8, 1925, vol. 43, p. 1182)-----				4,500.00	4,500.00
Field service—					
Salaries and wages—					
Salary range, \$2,700 to \$3,300; average, \$3,000—	<i>Average—</i>	<i>Average—</i>	<i>Average—</i>		
Private secretary to Governor of Hawaii	<i>No. Salary</i>	<i>No. Salary</i>	<i>No. Salary</i>		
Total average number of employees	1 \$3,000.00	1 \$3,000.00	1 \$3,000.00		
01 Total salaries, field service	3,000.00	3,000.00	3,000.00		
Supplies and materials:					
0200 Stationery and office supplies	384.00	389.00	186.21		
0280 Sundry supplies	100.00	100.00	58.45		
02 Total supplies and materials	484.00	489.00	244.66		

Estimates of appropriations required for the service of the fiscal year ending June 30, 1927—Continued

General object (title of appropriation), date of acts, references to Statutes at Large, or to Revised Statutes, and estimated amount required for each detailed object				Total amount to be appropriated under each head of appropriation	Amount appropriated for the fiscal year ending June 30, 1926
Contingent Expenses, Territory of Hawaii—Continued.					
	Estimated expenditures, 1927 appropriation	Estimated expenditures, 1926 appropriation	Expended and obligated, 1925		
Communication service:					
0502 Marine cable service.....	\$140.00	\$60.00		
0503 Radio and wireless.....	100.00	100.00	\$49.55		
0521 Postal service (box rent).....	18.00	16.00	12.00		
0524 Postage.....	150.00	125.00	167.00		
05 Total communication service.....	408.00	301.00	228.55		
Travel expenses:					
0601 Steam railway fares.....	200.00	200.00	243.67		
0602 Fares by water.....	200.00	200.00	180.30		
0604 Automobile.....	50.00	50.00		
0650 Sleeping car.....	50.00	50.00	55.51		
06 Total travel expenses.....	500.00	500.00	479.48		
Equipment:					
3012 Tables, desks, and other supports and depositories for commodities.....	100.00	80.00		
3017 Office machines and devices.....	120.00	75.00		
3018 Desk equipment, receptacles, waste baskets, etc.....	10.00	10.00		
30 Total equipment.....	110.00	210.00	75.00		
Total.....	4,500.00	4,500.00	4,027.69		
Legislative Expenses, Territory of Hawaii—					
For furniture, light, telephone, stationery, record casings and files, printing and binding, including printing, publications, and binding of the session laws and the house and senate journals, indexing records, postage, ice, water, clerk hire, mileage of members, and incidentals, pay of chaplain, clerk, sergeant at arms, stenographers, typewriters, janitors, and messengers, \$30,000: <i>Provided</i> , That the members of the legislature of the Territory of Hawaii shall not draw their compensation of \$200 or any mileage for an extra session, held in compliance with section 54 of an act to provide a government for the Territory of Hawaii, approved April 30, 1900 (<i>acts June 17, 1910, vol. 36, p. 501; Aug. 23, 1912, vol. 37, p. 385; June 5, 1924, vol. 43, p. 428</i>).....				\$30,000.00	
	Estimated expenditures, 1927 appropriation	Estimated expenditures, 1926 appropriation	Expended and obligated, 1925		
01 Salaries of employees.....	\$21,150.00	\$21,112.75		
Supplies and materials:					
0200 Stationery and office supplies.....	200.00	167.40		
0250 Sundry supplies.....	50.00		
02 Total supplies and materials.....	250.00	167.40		
05 Communication service, other (postage, box rent, etc.).....	125.00	121.75		
06 Mileage allowances.....	1,600.00	1,580.10		
08 Printing and binding, indexing, engraving, etc.....	6,850.00	7,000.00		
30 Equipment, sundry items (furniture, furnishings, and fixtures).....	25.00	18.00		
Total.....	30,000.00	30,000.00		
Indefinite appropriations:					
Public Schools, Alaska Fund—					
That section 1 of an act entitled "An act to provide for the construction and maintenance of roads, the establishment and maintenance of schools, and the care and support of insane persons in the District of Alaska, and for other purposes," approved January 27, 1905, as amended by an act approved May 14, 1906, and as further amended by an act approved February 6, 1909, be, and the same is hereby, amended so as to read as follows:					
"SECTION 1. That all moneys derived from and collected for liquor licenses, occupation or trade licenses, outside of the incorporated towns in the Territory of Alaska, shall be deposited in the Treasury Department of the United States, there to remain as a separate and distinct fund, to be known as the 'Alaska fund,' and to be wholly devoted to the purposes hereinafter stated in the Territory of Alaska. Twenty-five per centum of said fund, or so much thereof as may be necessary, shall be devoted to the establishment and maintenance of public schools in said Territory;					
* * * " (<i>act Mar. 3, 1913, vol. 37, p. 728</i>).....				25,000.00	\$25,000.00
*Appropriation made biennially (appropriation for fiscal year 1925, provided by act June 5, 1924, \$30,000).					

Estimates of appropriations required for the service of the fiscal year ending June 30, 1927—Continued

General object (title of appropriation), date of acts, references to Statutes at Large, or to Revised Statutes, and estimated amount required for each detailed object				Total amount to be appropriated under each head of appropriation	Amount appropriated for the fiscal year ending June 30, 1926
<i>Public Schools, Alaska Fund—Continued.</i>					
	Estimated expenditures, 1927 appropriation	Estimated expenditures, 1926 appropriation	Expended and obligated, 1925		
Field service:					
01 Number of employees.....	25	25			
Total salaries, field service.....	\$22,000.00	\$21,750.00			
Supplies and materials:					
0222 Educational supplies.....	1,200.00	1,200.00			
0230 Fuel.....	800.00	800.00			
0280 Sundry supplies.....	200.00	250.00			
02 Total supplies and materials.....	2,200.00	2,250.00			
10 Furnishing heat, light, water.....	150.00	200.00			
11 Rents.....	150.00	200.00			
12 Repairs and alterations.....	225.00	250.00			
13 Special and miscellaneous expenses.....	75.00	100.00			
32 Structures and parts (school building additions, etc.).....	200.00	250.00			
Total.....	25,000.00	25,000.00	\$68,653.52		
NOTE.—Not practicable to supply detailed data itemizing expenditures for 1925 due to the fact that all vouchers and pay rolls covering same are sent direct to the Treasury and no copies thereof are in possession of the department.					
Total, Government in the Territories, including Alaska Railroad.....				\$2,172,708.00	\$1,933,637.00

ST. ELIZABETHS HOSPITAL

Saint Elizabeths Hospital—

For support, clothing, and treatment in Saint Elizabeths Hospital for the Insane from the Army, Navy, Marine Corps, Coast Guard, inmates of the National Home for Disabled Volunteer Soldiers, persons charged with or convicted of crimes against the United States who are insane, all persons who have become insane since their entry into the military and naval service of the United States, civilians in the quartermaster's service of the Army, persons transferred from the Canal Zone, who have been admitted to the hospital and who are indigent, and beneficiaries of the United States Veterans' Bureau, including not exceeding \$27,000 for the purchase, exchange, maintenance, repair, and operation of motor-propelled passenger-carrying vehicles for the use of the superintendent, purchasing agent, and general hospital business, [\$910,000] \$804,000, including maintenance and operation of necessary facilities for feeding employees and others (at not less than cost), and the proceeds therefrom shall reimburse the appropriation for the institution; and not exceeding \$1,500 of this sum may be expended in the removal of patients to their friends, not exceeding \$1,500 in the purchase of such books, periodicals, and newspapers for which payment may be made in advance, [papers] as may be required for the purposes of the hospital and for the medical library, and not exceeding \$1,500 for actual and necessary expenses incurred in the apprehension and return to the hospital of escaped patients: *Provided*, That so much of this sum as may be required shall be available for all necessary expenses in ascertaining the residence of inmates who are not or who cease to be properly chargeable to Federal maintenance in the institution and in returning them to such places of residence: *Provided further*, That during the fiscal year [1926] 1927 the District of Columbia, or any branch of the Government requiring Saint Elizabeths Hospital to care for patients for which they are responsible, shall pay by check to the superintendent, upon his written request, either in advance or at the end of each month, all or part of the estimated or actual cost of such maintenance, as the case may be, and bills rendered by the Superintendent of Saint Elizabeths Hospital in accordance herewith shall not be subject to audit or certification in advance of payment; proper adjustments on the basis of the actual cost of the care of patients paid for in advance shall be made monthly or quarterly, as may be agreed upon between the Superintendent of Saint Elizabeths Hospital and the District of Columbia government, department, or establishments concerned. All sums paid to the Superintendent of Saint Elizabeths Hospital for the care of patients that he is authorized by law to receive shall be deposited to the credit on the books of the Treasury Department of the appropriation made for the care and maintenance of the patients at Saint Elizabeths Hospital for the year in which the support, clothing, and treatment is provided, and be subject to requisition by the disbursing agent of Saint Elizabeths Hospital, upon the approval of the Secretary of the Interior (*acts Mar. 3, 1855, vol. 10, p. 682; June 5, 1920, vol. 41, p. 919; Mar. 3, 1925, vol. 43, p. 1182*)

804,000.00

910,000.00

Estimates of appropriations required for the service of the fiscal year ending June 30, 1927—Continued

General object (title of appropriation), date of acts, references to Statutes at Large, or to Revised Statutes, and estimated amount required for each detailed object	Estimated expenditures, 1927 appropriation		Estimated expenditures, 1926 appropriation		Expended and obligated, 1925		Total amount to be appropriated under each head of appropriation	Amount appropriated for the fiscal year ending June 30, 1926
St. Elizabeths Hospital—Continued.								
Salaries:								
Professional service—								
Grade 6, \$6,000 to \$7,500; average, \$6,750—								
Chief medical officer (superintendent).....	Average—	No. Salary	Average—	No. Salary	Average—	No. Salary		
Grade 5, \$5,200 to \$6,000; average, \$5,600—	No. 1	\$7,500.00	No. 19	\$7,500.00	No. 1	\$7,500.00		
Senior medical officers.....	6	5,400.00	6	5,400.00	6	5,233.33		
Grade 4, \$3,800 to \$5,000; average, \$4,400—								
Medical officers.....	16	4,212.50	14	4,400.00	12½	3,885.52		
Grade 3, \$3,000 to \$3,600; average, \$3,300—								
Associate medical officers.....	8	3,400.00	8	3,400.00	6½	3,312.50		
Associate dentist.....	1	3,250.00	2	3,200.00	2	3,150.00		
Associate engineers.....	2	3,200.00	2	3,000.00	2	3,008.33		
Grade 2, \$2,400 to \$3,000; average, \$2,700—								
Assistant medical officers.....	8	2,400.00	5	2,700.00	5½	2,429.92		
Assistant dentist.....	1	2,600.00	1	2,500.00	1	2,400.00		
Assistant scientists (1 laboratorian, 1 farm superintendent).....	2	2,500.00	1	2,500.00	1	2,408.33		
Grade 1, \$1,860 to \$2,400; average, \$2,111.42—								
Junior medical officers (internes).....	9	1,860.00	10	1,860.00	7	1,860.00		
Junior dentist.....			1	2,060.00	1	1,860.00		
Subprofessional service—								
Grade 8, \$2,400 to \$3,000; average, \$2,700—								
Chief engineering aid (electrical engineer).....	1	2,800.00	1	2,700.00	1	2,508.37		
Grade 7, \$2,100 to \$2,700; average, \$2,400—								
Chief nurse.....	1	2,700.00	1	2,600.00	1	2,600.00		
Chief dietitian.....	1	2,500.00	1	2,400.00	1	2,308.37		
Principal social service workers.....	2	2,400.00	2	2,350.00	2	2,300.00		
Chief occupational therapy aid.....	1	2,600.00	1	2,600.00	1	2,600.00		
Industrial supervisor.....	1	2,600.00	1	2,600.00	1	2,600.00		
Principal library assistant.....	1	2,300.00	1	2,100.00	1	2,100.00		
Grade 6, \$1,860 to \$2,400; average, \$2,111.42—								
Assistant chief occupational therapy aid.....			1	1,860.00	½	1,860.00		
Assistant chief nurses.....	5	2,150.00	4½	2,000.00	3½	1,984.00		
Senior pharmacist.....	1	1,980.00	1	1,860.00	1	1,860.00		
Training assistants.....			5	2,330.00	5	2,330.00		
Senior engineering aid (assistant chief engineer).....	1	2,200.00	1	2,100.00	1	2,100.00		
Senior medical technicians.....	2	1,920.00	2	1,890.00	2	1,860.00		
Grade 5, \$1,860 to \$2,040; average, \$1,960—								
Hospital supervisors.....	19	1,740.00	19	1,680.00	19	1,530.00		
Head nurses.....	10	1,680.00	5	1,680.00	4½	1,680.00		
Head dietitians.....	5	1,710.00	5	1,710.00	5	1,680.00		
Foreman gardener.....	1	1,680.00	1	1,680.00	1	1,680.00		
Grade 4, \$1,500 to \$1,860; average, \$1,680—								
Assistant medical technician.....	1	1,560.00	1	1,560.00	1	1,500.00		
Senior dental hygienist.....	1	1,560.00	1	1,500.00	1	1,500.00		
Psychiatric nurses.....	80	1,560.00	85	1,510.00	87	1,500.00		
Physiotherapy aids.....	5	1,560.00	5	1,500.00	4	1,500.00		
Occupational therapy aids.....	12	1,620.00	17	1,585.00	16	1,585.00		
Head gardener.....	1	1,560.00	1	1,500.00	1	1,500.00		
Grade 3, \$1,320 to \$1,680; average, \$1,500—								
Gardener.....	1	1,500.00	1	1,440.00	1	1,440.00		
Dental hygienist.....			1	1,320.00	1	1,320.00		
Junior medical technicians.....	2	1,350.00	1	1,350.00	1	1,320.00		
Junior psychiatric nurses.....	45	1,320.00	43	1,320.00	30	1,320.00		
Grade 2, \$1,140 to \$1,500; average, \$1,320—								
Assistant gardener.....	1	1,320.00	1	1,320.00	1	1,320.00		
Attendants.....	510	1,155.00	497	1,160.00	473	1,154.00		
Clerical, administrative, and fiscal services—								
Grade 12, \$5,200 to \$6,000; average, \$5,600—								
Senior administrative officer.....	1	5,400.00	1	5,300.00	1	5,200.00		
Grade 8, \$2,700 to \$3,300; average, \$3,000—								
Administrative assistant.....	1	3,100.00	1	3,050.00	1	2,900.00		
Grade 7, \$2,400 to \$3,000; average, \$2,700—								
Junior administrative assistants.....	4	2,700.00	2½	2,675.00	3	2,700.00		
Grade 6, \$2,100 to \$2,700; average, \$2,400—								
Principal clerk.....	1	2,300.00	1	2,250.00	1	2,100.00		
Grade 5, \$1,860 to \$2,400; average, \$2,111.42—								
Senior clerk.....	1	2,300.00	1	2,200.00	1	2,100.00		
Head stenographers.....	2	1,890.00	1½	1,860.00	½	1,860.00		
Grade 4, \$1,680 to \$2,040; average, \$1,860—								
Clerks.....	2	1,980.00	2	1,980.00	2	1,980.00		
Principal stenographer.....	1	1,860.00	1	1,830.00	1½	1,740.00		
Grade 3, \$1,500 to \$1,860; average, \$1,680—								
Assistant clerks.....	5	1,740.00	5	1,680.00	5	1,692.00		
Senior stenographers.....	12	1,680.00	14	1,620.00	12½	1,650.00		
Assistant clerk-stenographers.....	1	1,620.00	2	1,620.00	2	1,620.00		
Assistant photographer.....	1	1,500.00	1	1,500.00	1	1,500.00		
Grade 2, \$1,320 to \$1,680; average, \$1,500—								
Junior clerks.....	7	1,500.00	7	1,475.00	7	1,475.00		
Junior clerk-typists.....	3	1,320.00	2½	1,320.00				
Junior stenographer.....	1	1,380.00	1	1,320.00	1	1,320.00		
Junior operator, office devices.....	1	1,620.00	1	1,620.00	1	1,620.00		
Grade 1, \$1,140 to \$1,500; average, \$1,320—								
Underclerks.....	2	1,500.00	2	1,500.00	2	1,500.00		
Underoperators, office devices.....	4	1,320.00	4	1,260.00	4	1,230.00		
Custodial service—								
Grade 9, \$2,100 to \$2,700; average, \$2,400—								
Chief supervisor of domestic attendants.....	1	2,600.00	1	2,600.00	1	2,600.00		
Grade 8, \$1,860 to \$2,400; average, \$2,111.42—								
Farm stewards.....	1	1,860.00	1	1,860.00	2	1,980.00		
Principal mechanics.....	2	2,100.00	2	2,150.00	2	2,150.00		
Principal supervisor of domestic attendants.....	1	2,400.00	1	2,400.00	1	2,400.00		
Grade 7, \$1,680 to \$2,040; average, \$1,860—								
Senior mechanics.....	16	1,860.00	15½	1,860.00	15	1,805.00		
Assistant chief guard.....	1½	1,800.00	1	1,740.00	1	1,680.00		
Senior supervisor of domestic attendants.....	3½	1,860.00	3	1,820.00	3	1,800.00		

Estimates of appropriations required for the service of the fiscal year ending June 30, 1927—Continued

General object (title of appropriation), date of acts, references to Statutes at Large, or to Revised Statutes, and estimated amount required for each detailed object				Total amount to be appropriated under each head of appropriation	Amount appropriated for the fiscal year ending June 30, 1926
St. Elizabeths Hospital—Continued.					
	Estimated expenditures, 1927 appropriation	Estimated expenditures, 1926 appropriation	Expended and obligated, 1925		
Salaries—Continued.					
Custodial service—Continued.					
Grade 6, \$1,500 to \$1,860; average, \$1,680—					
General foreman of laborers.....	1 \$1,560.00	1 \$1,500.00	1 \$1,500.00		
Mechanics.....	35 1,680.00	35 1,665.00	33 1,620.00		
Head guard.....	1 1,560.00	1 1,500.00	1 1,500.00		
Supervisors of domestic attendants.....	3 1,620.00	3 1,593.50	3 1,560.00		
Grade 5, \$1,320 to \$1,680; average, \$1,500—					
Foreman of laborers.....	1 1,380.00	1 1,320.00	1 1,320.00		
Junior mechanics.....	20 1,500.00	20 1,484.00	20 1,457.00		
Senior domestic attendants.....	23 1,380.00	23 1,335.00	21 1,320.00		
Grade 4, \$1,140 to \$1,500; average, \$1,380—					
Assistant foremen of laborers.....	10 1,320.00	10 1,200.00	10 1,181.00		
Undermechanics.....	27 1,380.00	27 1,350.00	24 1,327.50		
Senior guards.....	9 1,200.00	9 1,170.00	9 1,170.00		
Junior domestic attendants.....	14 1,179.00	14 1,140.00	13 1,152.50		
Grade 3, \$1,020 to \$1,260; average, \$1,140—					
Senior laborers.....	55 1,080.00	54 1,065.00	50 1,038.00		
Minor mechanics.....	24 1,140.00	25 1,140.00	24 1,120.00		
Underdomestic attendants.....	47 1,080.00	46 1,056.00	44 1,032.00		
Grade 2, \$900 to \$1,140; average, \$1,020—					
Junior laborers.....	10 1,140.00	10 1,140.00	10 1,140.00		
Minor domestic attendants.....	105 960.00	101 942.00	101 905.15		
Total salaries.....	1,694,346.00	1,665,986.00	1,551,725.24		
Personal services not subject to classification:					
Veterinarian.....	\$1,500.00				
Organist.....	80.00				
Chaplains.....	500.00				
Ophthalmologist.....	520.00				
Student nurse.....	1,146.00				
Total.....	3,746.00	3,746.00	3,732.00		
Total number of employees.....	1,225	1,212¹/₂	1,149¹/₂		
Total salaries.....	1,698,092.00	1,669,732.00	1,555,457.24		
The difference between 1927 and 1926 is due to—					
Increase in forces.....	\$18,135.50				
Increase in salaries.....	10,224.50				
Total increase.....	28,360.00				
0110 Salaries of civil officers and employees.....	237,870.00	201,360.00	171,264.42		
0112 Wages of civil employees.....	1,456,476.00	1,464,620.00	1,381,317.82		
0150 Miscellaneous payments, personal services.....	3,746.00	3,752.00	2,875.00		
01 Total personal services.....	1,698,092.00	1,669,732.00	1,555,457.24		
Supplies and materials:					
0201 Stationery.....	3,000.00	3,500.00	3,500.00		
0202 Sundry office supplies.....	300.00	300.00	34.25		
0203 Drafting and artist's supplies.....	200.00	200.00			
0204 Photographic supplies.....	1,500.00	1,500.00	1,347.44		
0205 Cleaning and toilet supplies.....	17,000.00	20,000.00	20,695.67		
0211 Drugs and medicinal supplies.....	6,500.00	7,500.00	5,351.46		
0212 Hospital and surgical supplies.....	4,000.00	5,000.00	7,480.84		
0213 Chemicals.....	500.00	500.00	121.79		
0214 Laboratory supplies.....	3,000.00	3,000.00	4,486.16		
0215 Dental supplies.....	1,000.00	2,000.00	521.13		
0216 Optical supplies.....	1,000.00	1,000.00	180.73		
0218 Occupational supplies.....	2,000.00	10,000.00	2,348.81		
0219 Veterinary supplies.....	100.00	100.00	100.20		
0221 Scientific supplies.....	750.00	750.00			
0222 Educational supplies.....	500.00	2,000.00	1,266.20		
0231 Coal.....	116,000.00	150,000.00	133,711.29		
0233 Petroleum and oils.....	3,000.00	3,000.00	3,009.14		
0234 Gas.....	1,500.00	1,500.00	1,409.65		
0241 Outer garments.....	20,000.00	25,000.00	18,328.59		
0242 Hand and head coverings.....	2,000.00	2,500.00	1,819.06		
0243 Outer footwear and leggings.....	10,000.00	15,000.00	10,222.62		
0244 Underwear, hosiery, and shirts.....	10,000.00	12,000.00	10,661.72		
0245 Handkerchiefs and neckwear.....	2,000.00	2,000.00	1,666.72		
0246 Sewing supplies.....	1,500.00	1,500.00	554.11		
0247 Material for manufacturing wearing apparel.....	25,000.00	27,000.00	26,975.60		
0248 Other wearing apparel.....			2,263.01		
0251 Roughage.....	13,000.00	15,000.00	13,089.52		
0252 Grain.....	26,000.00	26,000.00	27,539.40		
0253 By-products.....	6,000.00	7,500.00	7,066.80		
0254 Succulent feed.....	500.00	500.00			
0255 Bedding.....	4,000.00	4,000.00	1,603.29		
0257 Condition powders.....	15.00	15.00	9.00		
0261 Meat, fish, and fowl.....	165,000.00	167,000.00	160,545.28		
0262 Dairy products and eggs.....	60,000.00	61,000.00	55,520.68		
0263 Cereal food products.....	60,000.00	57,000.00	60,355.13		
0264 Vegetables.....	36,000.00	37,000.00	46,034.99		
0265 Fruits.....	25,000.00	26,000.00	21,661.15		
0266 Saccharine products.....	42,000.00	42,000.00	34,343.24		
0267 Beverages.....	15,000.00	18,000.00	23,068.80		
0268 Condiments, flavors, and pickles.....	4,000.00	4,000.00	4,902.82		
0269 Fats, oils, and miscellaneous provisions.....	20,500.00	20,500.00	15,719.32		
0282 Mechanics' supplies.....	20,000.00	20,000.00	21,575.87		
0284 Miscellaneous supplies.....	25,000.00	25,000.00	19,125.03		
0292 Metal and metal products.....	1,000.00	1,000.00	1,263.89		
0293 Nonmetallic mineral products.....	25.00	500.00	18.00		
0294 Lumber and wood products.....	500.00	2,000.00	82.50		
0295 Fiber products.....	500.00	500.00	163.34		
0296 Paints and painter's materials.....	10,000.00	16,000.00	8,794.64		
0297 Hides, pelts, leather, etc.....	10,000.00	10,000.00	1,845.58		
0298 Dyes and vegetable products.....	100.00		52.60		
0299 Special and miscellaneous materials.....	100.00	100.00	1,193.81		
02 Total supplies and materials.....	775,890.00	857,465.00	783,630.87		

Estimates of appropriations required for the service of the fiscal year ending June 30, 1927—Continued

General object (title of appropriation), date of acts, references to Statutes at Large, or to Revised Statutes, and estimated amount required for each detailed object

Total amount to be appropriated under each head of appropriation

Amount appropriated for the fiscal year ending June 30, 1926

St. Elizabeths Hospital—Continued.

	Estimated expenditures, 1927 appropriation	Estimated expenditures, 1926 appropriation	Expended and obligated, 1925
Communication service:			
0501 Land telegraph service.....	\$150.00	\$150.00	\$121.23
0510 Telephone service.....	1,500.00	1,500.00	1,372.72
0521 Postal service.....	250.00	250.00	200.00
05 Total communication service.....	1,900.00	1,900.00	1,693.95
Transportation of things:			
0700 Freight.....	600.00	2,000.00	589.17
0710 Express.....	50.00	50.00	45.65
0730 Drayage.....	50.00		2.15
07 Total transportation of things.....	700.00	2,050.00	636.97
09 Publication of notices.....	25.00	25.00	
12 Repairs and alterations.....			30.95
Special and miscellaneous current expenses:			
1341 Return of eloped patients.....	1,500.00	1,500.00	210.00
1380 Miscellaneous expenses.....	100.00	100.00	203.15
13 Total special and miscellaneous current expenses.....	1,600.00	1,600.00	413.15
Equipment:			
3002 Motor vehicles.....		10,000.00	
3011 Chairs, beds, etc.....	5,500.00	5,500.00	1,288.58
3012 Tables, desks, etc.....	5,500.00	5,500.00	17,352.92
3013 Floor coverings.....	10,000.00	10,500.00	9,048.04
3014 Window and floor coverings.....	5,000.00	5,000.00	2,837.15
3015 Kitchen and household utensils.....	15,000.00	15,000.00	19,504.28
3016 Bedding, table linen, etc.....	37,000.00	40,000.00	42,304.46
3017 Office machines and devices.....	1,000.00	1,000.00	10.53
3019 Sundry items.....	200.00	200.00	1,044.82
3021 Educational equipment.....	500.00	5,000.00	
3022 Scientific equipment.....	3,500.00	5,000.00	2,872.24
3023 Recreational equipment.....	500.00	500.00	197.88
3042 Produce-yielding animals.....	6,000.00	6,500.00	1,826.50
3051 Heat, light, and power equipment.....	6,000.00	6,000.00	1,375.55
3052 Production and construction equipment.....	10,000.00	10,000.00	1,554.36
3053 Transporting and conveying equipment.....	3,000.00	5,000.00	6,895.86
3054 Fire-fighting equipment.....	1,500.00	1,500.00	445.35
3057 Cleaning and sanitation equipment.....	2,000.00	2,000.00	7,499.66
3058 Ventilation equipment.....	200.00	200.00	42.50
3059 Special and miscellaneous equipment.....	1,250.00	1,500.00	1,117.94
30 Total equipment.....	113,650.00	135,900.00	117,218.62
Refunds:			
5280 Special repayment of deposits.....	100.00	100.00	
5332 Refunds.....	500.00	500.00	417.09
53 Total refunds.....	600.00	600.00	417.09
	2,592,457.00	2,669,272.00	2,459,498.84
Amount received from the District of Columbia, Veterans' Bureau, Public Health Service, and from other sources.....	1,788,457.00	1,759,272.00	1,559,498.84
Total.....	804,000.00	910,000.00	900,000.00

Buildings and Grounds, St. Elizabeths Hospital—

For general repairs and improvements to buildings and grounds, **[\$113,000]** \$120,000 [of which sum not to exceed \$7,000 shall be used for the construction of two gate houses] (act Mar. 3, 1925, vol. 43, p. 1183)

\$120,000.00

\$113,000.00

	Estimated expenditures, 1927 appropriation	Estimated expenditures, 1926 appropriation	Expended and obligated, 1925
Salaries:			
Custodial service—			
Grade 6, \$1,500 to \$1,860; average, \$1,680—	Average—	Average—	Average—
Mechanics.....	No. Salary	No. Salary	No. Salary
Grade 2, \$900 to \$1,140; average, \$1,020—	17 \$1,820.00	14 \$1,800.00	13 1/2 \$1,847.93
Junior laborers.....	36 1,050.00	30 1,080.00	31 1/2 1,120.00
Total number of employees.....	53	44	45
Total salaries.....	68,740.00	58,440.00	60,530.35
The difference between 1927 and 1926 is due to increase in force, \$10,300.			

Estimates of appropriations required for the service of the fiscal year ending June 30, 1927—Continued

General object (title of appropriation), date of acts, references to Statutes at Large, or to Revised Statutes, and estimated amount required for each detailed object				Total amount to be appropriated under each head of appropriation	Amount appropriated for the fiscal year ending June 30, 1926
Buildings and Grounds, St. Elizabeths Hospital—Continued.					
	Estimated expenditures, 1927 appropriation	Estimated expenditures, 1926 appropriation	Expended and obligated, 1925		
Supplies and materials:					
0282 Engineer supplies.....	\$20,860.00	\$25,860.00	\$12,962.81		
0284 Miscellaneous supplies.....	500.00		185.65		
0292 Metals and metal products.....	1,000.00	1,000.00	410.01		
0293 Nonmetallic mineral products.....	5,000.00	1,700.00	6,537.37		
0294 Lumber and wood products.....	8,000.00	10,000.00	8,530.28		
0295 Fiber products.....	500.00	500.00	28.28		
0296 Paints and painters' materials.....	900.00	300.00	836.97		
02 Total supplies and materials.....	36,760.00	39,360.00	29,491.37		
Repairs and alterations:					
1200 Repairs to buildings.....	4,000.00		3,056.07		
1210 Repairs to roads.....	1,500.00		1,548.69		
1290 Miscellaneous repairs and alterations.....	3,500.00	700.00	4,041.75		
12 Total repairs and alterations.....	9,000.00	700.00	8,646.51		
Equipment:					
3019 Equipment for convenience and comfort.....	1,500.00	1,500.00			
3051 Power and light equipment.....	3,000.00	5,000.00	3,536.55		
3053 Transporting and conveying equipment.....			3,750.00		
3057 Cleaning and sanitation equipment.....	1,000.00	1,000.00			
3059 Miscellaneous equipment.....			1,386.00		
30 Total equipment.....	5,500.00	7,500.00	8,672.55		
32 Structures (new buildings).....		7,000.00	544.88		
Total.....	120,000.00	113,000.00	107,885.66		
Miscellaneous Trust Funds—					
Pension money, Saint Elizabeths Hospital (<i>R. S., p. 938, sec. 4839; acts Feb. 20, 1905, vol. 33, p. 731; Feb. 2, 1909, vol. 35, p. 592</i>).....				\$40,000.00	\$60,000.00
	Estimated expenditures, 1927 appropriation	Estimated expenditures, 1926 appropriation	Expended and obligated, 1925		
5250 Pension money, St. Elizabeths Hospital.....	\$40,000.00	\$60,000.00	\$24,702.87		
Personal funds of patients, Saint Elizabeths Hospital (<i>R. S., p. 938, sec. 4839; acts Feb. 20, 1905, vol. 33, p. 731; Feb. 2, 1909, vol. 35, p. 592</i>).....				195,000.00	225,000.00
	Estimated expenditures, 1927 appropriation	Estimated expenditures, 1926 appropriation	Expended and obligated, 1925		
5240 Personal funds of patients, St. Elizabeths Hospital.....	\$195,000	\$225,000	\$193,878		
Total under St. Elizabeths Hospital.....				1,159,000.00	1,308,000.00
COLUMBIA INSTITUTION FOR THE DEAF					
Columbia Institution for the Deaf—					
For the support of the institution, including salaries and incidental expenses, books and illustrative apparatus, and general repairs and improvements, including purchase [and installation of a typesetting machine for instruction purposes] of power mower for lawn (<i>act Mar. 3, 1925, vol. 43, p. 1133</i>).....				102,000.00	103,400.00
For repairs to buildings of the institution, including plumbing and steam fitting, and for repairs to pavements within the grounds, and for [completion of the farm drainage system including materials and labor] extension of city electric line and wiring of five houses (<i>same act</i>).....				11,400.00	10,000.00

Estimates of appropriations required for the service of the fiscal year ending June 30, 1927—Continued

General object (title of appropriation), date of acts, references to Statutes at Large, or to Revised Statutes, and estimated amount required for each detailed object				Total amount to be appropriated under each head of appropriation	Amount appropriated for the fiscal year ending June 30, 1926
Columbia Institution for the Deaf—Continued.					
	Estimated expenditures, 1927 appropriation	Estimated expenditures, 1926 appropriation	Expended and obligated, 1925		
	<i>Average— No. Salary</i>	<i>Average— No. Salary</i>	<i>Average— No. Salary</i>		
President ¹	1 \$4,000.00	1 \$4,000.00	1 \$4,000.00		
Vice president ¹	1 3,300.00	1 3,300.00	1 3,300.00		
Professors ¹	4 2,700.00	4 2,700.00	3½ 2,621.00		
Do.....	2 2,940.00	2 2,940.00	1 2,700.00		
Assistant professor ¹			1 2,160.00		
Assistant professor.....			½ 2,520.00		
Instructor in printing ¹	1 2,400.00	1 2,200.00	1 2,200.00		
Instructors in collegiate department ¹	5 1,320.00	5 1,220.00	7 1,029.00		
Principal, Kendall School ¹	1 1,600.00	1 1,450.00	1 1,282.50		
Teachers, Kendall School.....	3 1,650.00	3 1,550.00	4 1,429.00		
Do.....	4 1,000.00	4 900.00	3 855.00		
Disbursing agent ¹	1 2,100.00	1 2,100.00	1 2,100.00		
President's secretary ¹ , clerk, ¹ storekeeper, ¹ telephone operator ¹	4 1,260.00	4 1,200.00	4 1,170.00		
Matrons, ¹ matron's assistant, ¹ supervisors ¹	6 622.50	6 622.50	6 592.00		
Cooks, ¹ chambermaids, ¹ waitresses, ¹ kitchen boy ¹	16 420.00	16 420.00	16 420.00		
Janitors ¹	3 660.00	3 660.00	3 660.00		
Laundresses, ¹ seamstress ¹	5 538.00	5 538.00	5 538.00		
Night watchman.....	1 1,020.00	1 1,020.00	1 1,020.00		
Master of shop.....	1 1,920.00	1 1,920.00	1 1,920.00		
Carpenter's assistant.....	1 1,140.00	1 1,140.00	1 1,020.00		
Engineers.....	3 1,460.00	3 1,460.00	3 1,460.00		
Gardner.....	1 1,680.00	1 1,680.00	1 1,680.00		
Farm manager ¹	1 1,200.00	1 1,200.00			
Dairymen, ¹ lawn hands, ¹ farm hands ¹	6 660.00	6 660.00	6½ 660.00		
Fees for medical and dental services.....	1,800.00	1,800.00	1,586.05		
01 Total number of regular employees.....	71	71	72		
Total personal services.....	82,895.00	81,105.00	78,446.64		
Supplies and materials:					
0200 Stationery and office supplies.....	705.00	728.00	1,239.68		
0210 Medical and hospital supplies.....	200.00	200.00	202.60		
0220 Scientific and educational supplies.....	650.00	650.00	632.10		
0230 Fuel.....	7,100.00	7,100.00	7,038.51		
0250 Forage.....	5,200.00	5,200.00	5,209.04		
0260 Provisions.....	17,250.00	17,500.00	17,240.16		
0280 Sundry supplies.....	1,000.00	1,000.00	1,012.85		
0290 Materials.....	1,600.00	1,600.00	1,596.80		
02 Total supplies and materials.....	33,705.00	33,978.00	34,171.74		
03 Subsistence and support of persons.....	150.00	150.00	151.75		
05 Communication service.....	400.00	400.00	387.35		
10 Furnishing light.....	50.00	50.00	31.36		
12 Repairs and alterations.....	17,000.00	15,000.00	15,348.83		
Equipment:					
3010 Furnishings, furniture, and fixtures.....	1,000.00	1,500.00	1,646.82		
3020 Educational, scientific, and recreational equipment.....	400.00	4,400.00			
3040 Livestock.....	400.00	600.00	1,246.71		
3050 Other equipment.....	1,400.00	217.00	802.35		
30 Total equipment.....	3,200.00	6,717.00	3,695.88		
Reserve and amount undrawn in United States Account.....	137,400.00	137,400.00	132,233.55		
	1,000.00	1,000.00	1,266.46		
Carried in District Columbia bill.....	138,400.00	138,400.00	133,500.00		
	25,000.00	25,000.00	24,500.00		
Carried in Interior bill.....	113,400.00	113,400.00	109,000.00		
Total, Columbia Institution for the Deaf.....				\$113,400.00	\$113,400.00
HOWARD UNIVERSITY					
Howard University—					
For maintenance, to be used in payment of part of the salaries of the officers, professors, teachers, and other regular employees of the university, ice and stationery, the balance of which shall be paid from donations and other sources, of which sum not less than \$2,200 shall be used for normal instruction (acts Aug. 5, 1892, vol. 27, p. 372; Mar. 3, 1899, vol. 30, p. 1101; Jan. 24, 1923, vol. 42, p. 1216; June 5, 1924, vol. 43, p. 430; Mar. 3, 1925, vol. 43, p. 1183).....				125,000.00	125,000.00

¹ With living. ² With quarters. ³ With luncheon. ⁴ With meals.

Estimates of appropriations required for the service of the fiscal year ending June 30, 1927—Continued

General object (title of appropriation), date of acts, references to Statutes at Large, or to Revised Statutes, and estimated amount required for each detailed object

Total amount to be appropriated under each head of appropriation

Amount appropriated for the fiscal year ending June 30, 1926

Howard University—Continued.

	Estimated expenditures, 1927 appropriation		Estimated expenditures, 1926 appropriation		Expended and obligated, 1925	
	Average—		Average—		Average—	
	No.	Salary	No.	Salary	No.	Salary
President.....	1	\$4,500	1	\$4,500	1	\$4,500
Secretary-treasurer.....	1	3,294	1	3,000	1	3,294
Assistant treasurer.....	1	2,133	1	2,108	1	2,133
Registrar.....	1	1,982	1	1,833	1	1,982
Deans.....	4	2,500	6	2,559	7	2,305
Director.....	1	1,488	3	1,398	1	1,444
Professors.....	22	1,500	17	1,751	15	1,853
Associate professors.....	6	1,420	1	1,360	1	1,420
Assistant professors.....	7	1,330	8	1,310	8	1,363
Instructors.....	13	1,006	13	1,006	12	1,158
Lecturers.....	8	1,100	8	1,327	8	1,326
Librarian.....	1	2,280	1	2,160	1	2,280
Assistant librarians.....	3	867	3	800	3	867
Secretary to the President.....	1	1,396	1	1,583	1	1,396
Chief clerk.....	1	1,500	1	1,417	1	1,442
Cashier.....	1	1,500	1	1,500	1	1,500
Printer.....	1	1,358	1	1,333	1	1,358
Clerks and stenographers.....	18	945	18	945	17	949
Preceptress.....	1	800	1	800	1	800
01 Total personal services.....	92	124,500.00	87	124,500.00	84	124,516.33
Supplies and materials:						
0200 Stationery and office supplies.....		400.00		400.00		404.98
0284 Miscellaneous supplies.....		100.00		100.00		78.69
02 Total supplies and materials.....		500.00		500.00		483.67
Total.....		125,000.00		125,000.00		125,000.00

For tools, material, salaries of instructors, and other necessary expenses of the department of manual arts [\$34,000] \$28,000, of which amount not to exceed \$21,800 may be expended for personal services in the District of Columbia (acts Aug. 5, 1892, vol. 27, p. 372; Mar. 3, 1899, vol. 30, p. 1101; Jan. 24, 1923, vol. 42, p. 1216; June 5, 1924, vol. 43, p. 430; Mar. 3, 1925, vol. 43, p. 1183)

\$28,000.00

\$34,000.00

	Estimated expenditures, 1927 appropriation		Estimated expenditures, 1926 appropriation		Expended and obligated, 1925	
	Average—		Average—		Average—	
	No.	Salary	No.	Salary	No.	Salary
Dean and professor.....	1	\$3,500	1	\$3,000	1	\$3,100
Professor.....	1	2,500	1	2,400	1	2,500
Associate professor.....			1	1,400		
Assistant professor.....	1	2,200	1	1,800	1	2,100
Instructors.....	7	1,593	8	1,350	6	1,833
Clerk.....	1	1,200	1	1,200	1	1,200
Carpenter and janitor.....	1	1,100	1	1,100	1	1,074
Model.....	1	100	1	100	1	159
Laundress.....	1	50				
01 Total personal services.....	14	21,800.00	15	21,800.00	12	21,077.73
Supplies and materials:						
0202 Sundry office supplies.....		300.00		100.00		424.06
0222 Educational supplies.....		1,150.00		2,750.00		1,076.04
0234 Gas.....		50.00		100.00		83.51
02 Total supplies and materials.....		1,500.00		2,950.00		1,583.61
Equipment:						
3010 Furniture, furnishings, and fixtures.....		500.00		500.00		457.61
3012 Educational books.....		800.00		500.00		1,672.90
3021 Educational equipment.....		2,900.00		1,500.00		3,684.71
3052 Production and construction equipment.....				5,500.00		
30 Total equipment.....		4,200.00		8,000.00		5,815.22
12 Repairs to building, including labor.....		500.00		1,250.00		1,523.44
Total.....		28,000.00		34,000.00		30,000.00

Medical department: For part cost needed equipment, laboratory supplies, apparatus, and repair of laboratories and buildings, \$9,000; [for the construction of a building for the medical department, \$370,000; provided, that no part of the sum hereby appropriated shall be available until there is filed with the Secretary of the Interior a guaranty by the trustees of the university that a suitable equipment for such building will be provided at a cost of not less than \$130,000 by subscription of alumni and other friends of the university] (same acts)

9,000.00

379,000.00

Estimates of appropriations required for the service of the fiscal year ending June 30, 1927—Continued

General object (title of appropriation), date of acts, references to Statutes at Large, or to Revised Statutes, and estimated amount required for each detailed object				Total amount to be appropriated under each head of appropriation	Amount appropriated for the fiscal year ending June 30, 1926
Howard University—Continued.					
	Estimated expenditures, 1927 appropriation	Estimated expenditures, 1926 appropriation	Expended and obligated, 1925		
02 Laboratory supplies.....	\$4,000.00	\$2,500.00	\$3,006.82		
12 Repairs to laboratories and buildings, including labor.....	2,000.00	4,000.00	3,802.17		
30 Equipment and apparatus.....	3,000.00	2,500.00	2,091.01		
32 Structures (medical department building).....		370,000.00			
Total.....	9,000.00	379,000.00	9,000.00		
For material, and apparatus for chemical, physical, biological, and natural history studies and use in laboratories of science hall, including cases and shelving (<i>acts Aug. 5, 1892, vol. 27, p. 372; Mar. 3, 1899, vol. 30, p. 1101; Jan. 24, 1923, vol. 42, p. 1216; June 5, 1924, vol. 43, p. 430; Mar. 3, 1925, vol. 43, p. 1183</i>).....				\$5,000.00	\$5,000.00
	Estimated expenditures, 1927 appropriation	Estimated expenditures, 1926 appropriation	Expended and obligated, 1925		
02 Supplies and materials.....	\$2,000.00	\$2,500.00	\$1,734.02		
30 Equipment.....	3,000.00	2,500.00	3,265.98		
Total.....	5,000.00	5,000.00	5,000.00		
For books, shelving, furniture, and fixtures for the libraries (<i>same acts</i>).....				3,000.00	3,000.00
	Estimated expenditures, 1927 appropriation	Estimated expenditures, 1926 appropriation	Expended and obligated, 1925		
Equipment:					
3021 Educational books.....	\$2,500.00	\$2,000.00	\$1,896.05		
3010 Furniture, fixtures, and shelving.....	500.00	1,000.00	1,603.95		
30 Total equipment.....	3,000.00	3,000.00	3,500.00		
For improvement of grounds and repairs of buildings, including replacement of steam line from central heating plant (<i>same acts</i>).....				30,000.00	30,000.00
	Estimated expenditures, 1927 appropriation	Estimated expenditures, 1926 appropriation	Expended and obligated, 1925		
02 Materials.....	\$3,500.00	\$2,828.00	\$3,429.57		
Repairs and alterations:					
12 Contract repairs.....	12,500.00	17,172.00	6,706.95		
12 Labor pay roll.....	14,000.00	10,000.00	9,863.48		
12 Total repairs and alterations.....	26,500.00	27,172.00	16,570.43		
Total.....	30,000.00	30,000.00	20,000.00		
Fuel and light: For part payment for fuel and light, Freedmen's Hospital and Howard University (<i>same acts</i>).....				18,000.00	15,000.00
	Estimated expenditures, 1927 appropriation	Estimated expenditures, 1926 appropriation	Expended and obligated, 1925		
02 Supplies and materials (fuel and gas, exclusive use for Howard University, laboratories and dormitories, including law department (420 Fifth Street)).....	\$400.00	\$400.00	\$419.07		
Heat, light, and power (service):					
1070 Furnishing of heat, light, power, and electricity, combined (central heating plant, Freedmen's Hospital).....	17,600.00	10,244.00	10,538.93		
1070 Labor, stokers, central heating plant, and labor for upkeep of steam mains leading to Howard University and on grounds from central heating plant.....		4,356.00	4,042.00		
10 Total heat, light, and power.....	17,600.00	14,600.00	14,580.93		
Total.....	18,000.00	15,000.00	15,000.00		
Total under Howard University.....				218,000.00	591,000.00

General object (title of appropriation), date of acts, references to Statutes at Large, or to Revised Statutes, and estimated amount required for each detailed object

Amount appropriated for
the fiscal year ending
June 30, 1926

Freedmen's Hospital—

\$89, 000. 00

63, 950. 00

50, 000. 00

01 Net salaries, departmental service

Estimates of appropriations required for the service of the fiscal year ending June 30, 1927—Continued

General object (title of appropriation), date of acts, references to Statutes at Large, or to Revised Statutes, and estimated amount required for each detailed object				Total amount to be appropriated under each head of appropriation	Amount appropriated for the fiscal year ending June 30, 1926
<i>Freedmen's Hospital—Continued.</i>					
	Estimated expenditures, 1927 appropriation	Estimated expenditures, 1926 appropriation	Expended and obligated, 1925		
Supplies and materials:					
0200 Stationery and office supplies	\$2,450.00	\$2,450.00	\$2,433.51		
0210 Medical and hospital supplies	10,000.00	10,000.00	11,156.89		
0220 Scientific and educational	1,550.00	1,550.00	1,360.85		
0230 Fuel	29,144.00	27,144.00	25,617.58		
0240 Wearing apparel	3,000.00	3,000.00	2,973.41		
0250 Forage	150.00	150.00	130.20		
0260 Provisions	50,000.00	50,000.00	49,318.14		
0280 Sundry supplies	5,300.00	5,300.00	5,365.12		
0290 Materials	1,100.00	1,100.00	841.47		
02 Total supplies and materials	102,694.00	100,694.00	99,197.17		
Communication service:					
0500 Telegraph service	9.00	9.00	6.27		
0510 Telephone service	1,000.00	1,000.00	933.21		
05 Total communication service	1,009.00	1,009.00	939.48		
06 Travel expenses	66.00	66.00	69.98		
07 Transportation of things (service)	90.00	90.00	91.50		
09 Advertising	50.00	60.00	64.55		
10 Furnishing electricity	51.00	41.00	25.00		
12 Repairs and alterations	7,200.00	7,200.00	7,419.92		
13 Special and miscellaneous current expenses	4,200.00	2,370.00	1,549.90		
Equipment:					
3010 Furniture, furnishings, and fixtures	6,900.00	3,400.00	2,830.43		
3020 Educational, scientific, and recreational	4,500.00	4,500.00	22,556.32		
3050 Other equipment	6,100.00	6,600.00	11,919.71		
30 Total equipment	17,500.00	14,500.00	37,306.16		
32 Structures		49,950.00			
33 Refunds	900.00	900.00	838.25		
Reserve		1,000.00			
Total	247,256.00	281,959.00	247,182.91		
Less the following credits:					
Appropriation carried by—					
District of Columbia appropriation	42,186.00	42,186.00	41,223.69		
Pay-patient receipts	21,080.00	22,400.00	21,926.69		
Howard University appropriation for fuel and light supplied	17,600.00	14,600.00	14,580.93		
	80,866.00	79,186.00	77,731.31		
Net total carried in Interior Department estimates	166,390.00	202,773.00	169,451.60		
Total under Freedmen's Hospital				\$166,390.00	\$202,950.00
Interior Department proper:					
Annual appropriations				19,440,958.00	23,160,876.00
Permanent and indefinite appropriations				5,942,000.00	6,531,457.50
Total, Interior Department proper				25,382,958.00	29,692,333.50
Indian Service:					
Annual appropriations				11,916,744.00	11,918,270.00
Permanent and indefinite appropriations				19,696,900.00	21,550,000.00
Total, Indian Service				31,613,644.00	33,468,270.00
Pensions, annual appropriations				193,971,000.00	199,095,000.00
Total, under Interior Department				250,967,602.00	262,255,603.50

ESTIMATES OF APPROPRIATIONS REQUIRED FOR THE SERVICE OF THE FISCAL YEAR ENDING JUNE 30, 1927

General object (title of appropriation), date of acts, references to Statutes at Large, or to Revised Statutes, and estimated amount required for each detailed object	Total amount to be appropriated under each head of appropriation	Amount appropriated for the fiscal year ending June 30, 1926																																																																																																																																																																				
<div>CHAPTER VI.—DEPARTMENT OF JUSTICE</div> <div>OFFICE OF THE ATTORNEY GENERAL</div> <div>Salaries, Department of Justice— Salaries: For Attorney General, [\$12,000] \$15,000; Solicitor General, \$10,000; Assistant to the Attorney General, \$9,000; and other personal services in the District of Columbia in accordance with the classification act of 1923, including the Solicitors of the State, Treasury, Interior, Commerce, and Labor Departments, the Solicitor of Internal Revenue, and the office forces of the Solicitors of the Treasury, Commerce, and Labor Departments, [\$549,000] \$1,396,000; in all, [\$580,000] \$1,430,000: <i>Provided</i>, That in expending appropriations or portions of appropriations, contained in this act, for the payment for personal services in the District of Columbia in accordance with the classification act of 1923, the average of the salaries of the total number of persons under any grade in any bureau, office, or other appropriation unit shall not at any time exceed the average of the compensation rates specified for the grade by such act, and in grades in which only one position is allocated the salary of such position shall not exceed the average of the compensation rates for the grade: <i>Provided</i>, That this restriction shall not apply (1) to grades 1, 2, 3, and 4 of the clerical-mechanical service, or (2) to require the reduction in salary of any person whose compensation was fixed as of July 1, 1924, in accordance with the rules of section 6 of such act, (3) to require the reduction in salary of any person who is transferred from one position to another position in the same or different grade in the same or a different bureau, office, or other appropriation unit, or (4) to prevent the payment of a salary under any grade at a rate higher than the maximum rate of the grade when such higher rate is permitted by the classification act of 1923, and is specifically authorized by other law (<i>acts Feb. 27, 1925, vol. 43, p. 1025; Mar. 4, 1925, vol. 43, p. 1301</i>)</div>																																																																																																																																																																						
	\$1, 430, 000. 00	\$580, 000. 00																																																																																																																																																																				
<table><tr><td></td><td>Estimated expenditures, 1927 appropriation</td><td>Estimated expenditures, 1926 appropriation</td><td>Expended and obligated, 1925</td></tr><tr><td>Departmental service:</td><td></td><td></td><td></td></tr><tr><td>Salaries—</td><td></td><td></td><td></td></tr><tr><td>Professional service—</td><td><i>Average—</i></td><td><i>Average—</i></td><td><i>Average—</i></td></tr><tr><td>Grade 7, \$7,500 and over—</td><td>No. Salary</td><td>No. Salary</td><td>No. Salary</td></tr><tr><td>Attorney General</td><td>1 \$15,000</td><td>1 \$15,000</td><td>1 \$12,975</td></tr><tr><td>Special attorneys</td><td>7 8,071</td><td>7 8,071</td><td>7 8,071</td></tr><tr><td>Grade 6, \$6,000 to \$7,500; average, \$6,750—</td><td></td><td></td><td></td></tr><tr><td>Chief attorneys</td><td>25 6,340</td><td>7 6,214</td><td>6 6,023</td></tr><tr><td>Grade 5, \$5,200 to \$6,000; average, \$5,600—</td><td></td><td></td><td></td></tr><tr><td>Senior attorneys</td><td>31 5,252</td><td>9 5,200</td><td>9 5,177</td></tr><tr><td>Grade 4, \$3,900 to \$5,000; average, \$4,400—</td><td></td><td></td><td></td></tr><tr><td>Attorneys</td><td>42 4,057</td><td>10 3,920</td><td>7 3,904</td></tr><tr><td>Grade 3, \$3,000 to \$3,600; average, \$3,300—</td><td></td><td></td><td></td></tr><tr><td>Associate librarian</td><td>1 3,100</td><td>1 3,100</td><td>1 3,000</td></tr><tr><td>Associate attorneys</td><td>20 3,100</td><td>9 3,222</td><td>12 3,159</td></tr><tr><td>Grade 2, \$2,400 to \$3,000; average, \$2,700—</td><td></td><td></td><td></td></tr><tr><td>Assistant librarian</td><td>1 2,500</td><td>1 2,500</td><td>1 2,400</td></tr><tr><td>Assistant attorneys</td><td>11 2,618</td><td>10 2,640</td><td>12 2,578</td></tr><tr><td>Grade 1, \$1,860 to \$2,400; average, \$2,111.42—</td><td></td><td></td><td></td></tr><tr><td>Junior librarian</td><td>1 1,920</td><td>1 1,920</td><td>1 2,100</td></tr><tr><td>Junior attorneys</td><td>9 2,071</td><td>6 2,177</td><td>7 2,132</td></tr><tr><td>Subprofessional service—</td><td></td><td></td><td></td></tr><tr><td>Grade 6, \$1,860 to \$2,400; average, \$2,111.42—</td><td></td><td></td><td></td></tr><tr><td>Assistant chief nurse</td><td>1 2,300</td><td></td><td></td></tr><tr><td>Grade 3, \$1,320 to \$1,680; average, \$1,500—</td><td></td><td></td><td></td></tr><tr><td>Under library assistant</td><td>1 1,680</td><td>1 1,680</td><td>1 1,680</td></tr><tr><td>Grade 2, \$1,140 to \$1,500; average, \$1,320—</td><td></td><td></td><td></td></tr><tr><td>Minor library assistant</td><td>1 1,440</td><td>1 1,440</td><td>1 1,440</td></tr><tr><td>Grade 1, \$900 to \$1,260; average, \$1,080—</td><td></td><td></td><td></td></tr><tr><td>Library aid</td><td>1 1,260</td><td>1 1,260</td><td>1 1,260</td></tr><tr><td>Clerical, administrative, and fiscal service—</td><td></td><td></td><td></td></tr><tr><td>Grade 13, \$6,000 to \$7,500; average, \$6,750—</td><td></td><td></td><td></td></tr><tr><td>Executive officer</td><td>1 6,500</td><td></td><td></td></tr><tr><td>Grade 12, \$5,200 to \$6,000; average, \$5,600—</td><td></td><td></td><td></td></tr><tr><td>Senior administrative officers</td><td>5 5,280</td><td>1 5,200</td><td>1 5,256</td></tr><tr><td>Grade 11, \$3,900 to \$5,000; average, \$4,400—</td><td></td><td></td><td></td></tr><tr><td>Administrative officers</td><td>2 4,500</td><td></td><td></td></tr><tr><td>Assistant chief investigator</td><td>1 4,400</td><td></td><td></td></tr><tr><td>Grade 10, \$3,300 to \$3,900; average, \$3,600—</td><td></td><td></td><td></td></tr><tr><td>Junior administrative officers</td><td>8 3,588</td><td>4 3,575</td><td>4 3,409</td></tr></table>		Estimated expenditures, 1927 appropriation	Estimated expenditures, 1926 appropriation	Expended and obligated, 1925	Departmental service:				Salaries—				Professional service—	<i>Average—</i>	<i>Average—</i>	<i>Average—</i>	Grade 7, \$7,500 and over—	No. Salary	No. Salary	No. Salary	Attorney General	1 \$15,000	1 \$15,000	1 \$12,975	Special attorneys	7 8,071	7 8,071	7 8,071	Grade 6, \$6,000 to \$7,500; average, \$6,750—				Chief attorneys	25 6,340	7 6,214	6 6,023	Grade 5, \$5,200 to \$6,000; average, \$5,600—				Senior attorneys	31 5,252	9 5,200	9 5,177	Grade 4, \$3,900 to \$5,000; average, \$4,400—				Attorneys	42 4,057	10 3,920	7 3,904	Grade 3, \$3,000 to \$3,600; average, \$3,300—				Associate librarian	1 3,100	1 3,100	1 3,000	Associate attorneys	20 3,100	9 3,222	12 3,159	Grade 2, \$2,400 to \$3,000; average, \$2,700—				Assistant librarian	1 2,500	1 2,500	1 2,400	Assistant attorneys	11 2,618	10 2,640	12 2,578	Grade 1, \$1,860 to \$2,400; average, \$2,111.42—				Junior librarian	1 1,920	1 1,920	1 2,100	Junior attorneys	9 2,071	6 2,177	7 2,132	Subprofessional service—				Grade 6, \$1,860 to \$2,400; average, \$2,111.42—				Assistant chief nurse	1 2,300			Grade 3, \$1,320 to \$1,680; average, \$1,500—				Under library assistant	1 1,680	1 1,680	1 1,680	Grade 2, \$1,140 to \$1,500; average, \$1,320—				Minor library assistant	1 1,440	1 1,440	1 1,440	Grade 1, \$900 to \$1,260; average, \$1,080—				Library aid	1 1,260	1 1,260	1 1,260	Clerical, administrative, and fiscal service—				Grade 13, \$6,000 to \$7,500; average, \$6,750—				Executive officer	1 6,500			Grade 12, \$5,200 to \$6,000; average, \$5,600—				Senior administrative officers	5 5,280	1 5,200	1 5,256	Grade 11, \$3,900 to \$5,000; average, \$4,400—				Administrative officers	2 4,500			Assistant chief investigator	1 4,400			Grade 10, \$3,300 to \$3,900; average, \$3,600—				Junior administrative officers	8 3,588	4 3,575	4 3,409		
	Estimated expenditures, 1927 appropriation	Estimated expenditures, 1926 appropriation	Expended and obligated, 1925																																																																																																																																																																			
Departmental service:																																																																																																																																																																						
Salaries—																																																																																																																																																																						
Professional service—	<i>Average—</i>	<i>Average—</i>	<i>Average—</i>																																																																																																																																																																			
Grade 7, \$7,500 and over—	No. Salary	No. Salary	No. Salary																																																																																																																																																																			
Attorney General	1 \$15,000	1 \$15,000	1 \$12,975																																																																																																																																																																			
Special attorneys	7 8,071	7 8,071	7 8,071																																																																																																																																																																			
Grade 6, \$6,000 to \$7,500; average, \$6,750—																																																																																																																																																																						
Chief attorneys	25 6,340	7 6,214	6 6,023																																																																																																																																																																			
Grade 5, \$5,200 to \$6,000; average, \$5,600—																																																																																																																																																																						
Senior attorneys	31 5,252	9 5,200	9 5,177																																																																																																																																																																			
Grade 4, \$3,900 to \$5,000; average, \$4,400—																																																																																																																																																																						
Attorneys	42 4,057	10 3,920	7 3,904																																																																																																																																																																			
Grade 3, \$3,000 to \$3,600; average, \$3,300—																																																																																																																																																																						
Associate librarian	1 3,100	1 3,100	1 3,000																																																																																																																																																																			
Associate attorneys	20 3,100	9 3,222	12 3,159																																																																																																																																																																			
Grade 2, \$2,400 to \$3,000; average, \$2,700—																																																																																																																																																																						
Assistant librarian	1 2,500	1 2,500	1 2,400																																																																																																																																																																			
Assistant attorneys	11 2,618	10 2,640	12 2,578																																																																																																																																																																			
Grade 1, \$1,860 to \$2,400; average, \$2,111.42—																																																																																																																																																																						
Junior librarian	1 1,920	1 1,920	1 2,100																																																																																																																																																																			
Junior attorneys	9 2,071	6 2,177	7 2,132																																																																																																																																																																			
Subprofessional service—																																																																																																																																																																						
Grade 6, \$1,860 to \$2,400; average, \$2,111.42—																																																																																																																																																																						
Assistant chief nurse	1 2,300																																																																																																																																																																					
Grade 3, \$1,320 to \$1,680; average, \$1,500—																																																																																																																																																																						
Under library assistant	1 1,680	1 1,680	1 1,680																																																																																																																																																																			
Grade 2, \$1,140 to \$1,500; average, \$1,320—																																																																																																																																																																						
Minor library assistant	1 1,440	1 1,440	1 1,440																																																																																																																																																																			
Grade 1, \$900 to \$1,260; average, \$1,080—																																																																																																																																																																						
Library aid	1 1,260	1 1,260	1 1,260																																																																																																																																																																			
Clerical, administrative, and fiscal service—																																																																																																																																																																						
Grade 13, \$6,000 to \$7,500; average, \$6,750—																																																																																																																																																																						
Executive officer	1 6,500																																																																																																																																																																					
Grade 12, \$5,200 to \$6,000; average, \$5,600—																																																																																																																																																																						
Senior administrative officers	5 5,280	1 5,200	1 5,256																																																																																																																																																																			
Grade 11, \$3,900 to \$5,000; average, \$4,400—																																																																																																																																																																						
Administrative officers	2 4,500																																																																																																																																																																					
Assistant chief investigator	1 4,400																																																																																																																																																																					
Grade 10, \$3,300 to \$3,900; average, \$3,600—																																																																																																																																																																						
Junior administrative officers	8 3,588	4 3,575	4 3,409																																																																																																																																																																			

Estimates of appropriations required for the service of the fiscal year ending June 30, 1927—Continued

General object (title of appropriation), date of acts, references to Statutes at Large, or to Revised Statutes, and estimated amount required for each detailed object	Total amount to be appropriated under each head of appropriation	Amount appropriated for the fiscal year ending June 30, 1926
--	--	--

Salaries, Department of Justice—Continued.

	Estimated expenditures, 1927 appropriation	Estimated expenditures, 1926 appropriation	Expended and obligated, 1925
Departmental service—Continued.			
Salaries—Continued			
Clerical, administrative, and fiscal service—Cont.			
Grade 9, \$3,000 to \$3,600; average, \$3,300—			
Senior administrative assistants.....	No. 3, Salary \$3,300	No. 2, Salary \$3,200	No. 2, Salary \$3,057
Investigators.....	3 3,067	2 3,100	2 3,000
Grade 8, \$2,700 to \$3,300; average, \$3,000—			
Administrative assistant.....	1 2,900	1 2,900	1 2,800
Grade 7, \$2,400 to \$3,000; average, \$2,700—			
Assistant investigator.....	17 2,665	1 2,600	1 2,500
Junior administrative assistants.....		9 2,622	6 2,658
Grade 6, \$2,100 to \$2,700; average, \$2,400—			
Principal clerks.....	4 2,347	1 2,600	2 2,250
Principal investigator's assistants.....		6 2,266	5 2,300
Grade 5, \$1,800 to \$2,400; average, \$2,111.42—			
Senior clerk-stenographers.....	5 2,000	1 1,880	1 1,933
Head stenographers.....	2 1,890	1 1,920	1 1,800
Senior clerks.....	21 2,055	11 2,068	11 2,017
Grade 4, \$1,680 to \$2,040; average, \$1,860—			
Principal stenographers.....	24 1,798	7 1,869	8 1,796
Clerk-stenographers.....	16 1,886	10 1,884	10 1,839
Clerks.....	22 1,786	7 1,834	6 1,878
Head operator office devices.....	1 2,040		
Grade 3, \$1,500 to \$1,680; average, \$1,680—			
Assistant clerk-stenographers.....	18 1,667	12 1,645	12 1,621
Senior stenographers.....	33 1,590	9 1,547	11 1,544
Assistant clerks.....	62 1,613	20 1,674	16 1,645
Grade 2, \$1,320 to \$1,680; average, \$1,500—			
Junior clerk-stenographers.....	10 1,434	3 1,340	2 1,321
Junior clerk-typists.....	30 1,518	5 1,452	5 1,436
Junior stenographers.....	14 1,466	4 1,350	3 1,366
Senior typist.....	1 1,560		1 1,100
Junior clerks.....	22 1,470	7 1,483	7 1,440
Grade 1, \$1,140 to \$1,500; average, \$1,320—			
Underoperators, office devices.....	6 1,310	3 1,300	2 1,339
Underclerk typists.....	21 1,177	3 1,200	1 1,214
Underclerks.....	27 1,286	6 1,270	5 1,227
Custodial service—			
Grade 5, \$1,320 to 1,680; average, \$1,500—			
Foreman and laborer.....	1 1,500		
Grade 3, \$1,020 to \$1,260; average, \$1,140—			
Guard.....	1 1,200		1 1,292
Senior laborers.....	6 1,180	5 1,140	4 1,065
Messengers.....	40 1,134	31 1,126	31 1,072
Minor mechanics.....	2 1,230		
01 Total average number of employees.....	583	237	239
Total salaries, departmental service.....	1,430,000	580,000	575,507

77 positions, aggregating \$271,580, transferred from pay of special assistant attorneys.
 20 positions, aggregating \$64,890, transferred from enforcement of antitrust laws.
 2 positions, aggregating \$9,540, transferred from enforcement of acts to regulate commerce.
 4 positions, aggregating \$12,800, transferred from inspection of prisons and prisoners.
 203 positions, aggregating \$383,500, transferred from detection and prosecution of crimes.
 32 positions, aggregating \$104,360, transferred from investigation and prosecution of war frauds.
 10 positions, aggregating \$25,000, transferred from this appropriation to examination of judicial officers.
 18 new positions, aggregating \$58,620.

Books, Department of Justice—

For the purchase of law books, books of reference, and periodicals, including the exchange thereof, for the Department of Justice (*act Feb. 27, 1925, vol. 43, p. 1025*)—

\$6,700.00

\$6,700.00

	Estimated expenditures, 1927 appropriation	Estimated expenditures, 1926 appropriation	Expended and obligated, 1925
0220 Scientific and educational supplies.....	\$125.00	\$125.00	\$100.40
3020 Educational and scientific equipment (library stock).....	6,575.00	6,575.00	7,557.45
Total.....	6,700.00	6,700.00	7,657.85

Estimates of appropriations required for the service of the fiscal year ending June 30, 1927—Continued

General object (title of appropriation), date of acts, references to Statutes at Large, or to Revised Statutes, and estimated amount required for each detailed object				Total amount to be appropriated under each head of appropriation	Amount appropriated for the fiscal year ending June 30, 1926
Contingent Expenses, Department of Justice—					
For stationery, furniture, and repairs, floor coverings not exceeding \$500, file holders and cases; miscellaneous expenditures, including telegraphing and telephones, foreign postage, labor, typewriters and adding machines and the exchange thereof and repairs thereto, street-car fares not exceeding \$300, newspapers, press clippings, and other necessities ordered by the Attorney General; official transportation, including the [purchase and exchange], repair, maintenance and operation of a motor-driven passenger car, [and the repair, maintenance, and operation of a] delivery truck and motor cycle, to be used only for official purposes, and purchase and repair of bicycles (<i>act Feb. 27, 1925, vol. 43, p. 1025</i>)				\$63,000.00	\$63,000.00
	Estimated expenditures, 1927 appropriation	Estimated expenditures, 1926 appropriation	Expended and obligated, 1925		
Supplies and materials:					
0200 Stationery and office supplies	\$16,500.00	\$14,610.00	\$13,025.32		
0210 Medical and hospital supplies	60.00	60.00	50.05		
0220 Scientific and educational supplies	100.00	100.00	78.71		
0230 Fuel	400.00	400.00	378.21		
0280 Sundry supplies	190.00	220.00	225.06		
02 Total supplies and materials	17,250.00	15,390.00	13,757.35		
04 Care and storage of motor vehicles	420.00	420.00	360.00		
Communication service:					
0500 Telegraph service	9,500.00	9,000.00	10,077.92		
0510 Telephone service	13,000.00	13,500.00	11,639.21		
0520 Other communication service (postage)	100.00	100.00	81.59		
05 Total communication service	22,600.00	22,600.00	21,798.72		
06 Travel expenses (tokens)	300.00	300.00	300.00		
07 Transportation of things	100.00	200.00	77.57		
12 Repairs and alterations	1,700.00	1,500.00	1,359.14		
13 Miscellaneous and current expenses	850.00	820.00	669.40		
Equipment:					
3002 Motor vehicles		6,750.00			
3010 Furniture, furnishings, and fixtures	18,360.00	14,460.00	13,751.90		
3020 Educational, scientific, and recreational equipment	250.00	250.00	457.30		
3050 Other equipment	1,170.00	250.00	574.62		
30 Total equipment	19,780.00	22,010.00	14,783.82		
Total	63,000.00	63,000.00	53,106.00		
Rent of Buildings, Department of Justice—					
For rent of buildings and parts of buildings in the District of Columbia, if space can not be assigned by the Public Buildings Commission in buildings under the control of that commission (<i>act Feb. 27, 1925, vol. 43, p. 1026</i>)				100,000.00	75,000.00
	Estimated expenditures, 1927 appropriation	Estimated expenditures, 1926 appropriation	Expended and obligated, 1925		
11 Rent of buildings and structures	\$100,000.00	\$75,000.00	\$75,000.00		
Printing and Binding, Department of Justice and Courts—					
For printing and binding for the Department of Justice and the courts of the United States (<i>act Feb. 27, 1925, vol. 43, p. 1026</i>)				235,000.00	225,000.00
	Estimated expenditures, 1927 appropriation	Estimated expenditures, 1926 appropriation	Expended and obligated, 1925		
0200 Stationery and supplies	\$81,000.00	\$75,000.00	\$75,011.59		
0800 Printing and binding	154,000.00	150,000.00	166,114.07		
Total	235,000.00	225,000.00	241,125.66		

Estimates of appropriations required for the service of the fiscal year ending June 30, 1927—Continued

General object (title of appropriation), date of acts, references to Statutes at Large, or to Revised Statutes, and estimated amount required for each detailed object				Total amount to be appropriated under each head of appropriation	Amount appropriated for the fiscal year ending June 30, 1926
Traveling and Miscellaneous Expenses, Department of Justice— For traveling and other miscellaneous and emergency expenses, including advances made by the disbursing clerk, authorized and approved by the Attorney General, to be expended at his discretion, the provisions of section 3648, Revised Statutes, to the contrary notwithstanding (<i>act Feb. 27, 1925, vol. 43, p. 1026</i>)—				\$18, 000. 00	\$7, 500. 00
	Estimated expenditures, 1927 appropriation	Estimated expenditures, 1926 appropriation	Expended and obligated, 1925		
01 Total personal services (temporary medical service).....	\$100. 00	\$100. 00	\$55. 00		
06 Travel expense.....	17, 865. 00	6, 865. 00	6, 604. 47		
07 Transportation of things.....	10. 00	10. 00	9. 63		
Printing, binding, etc.:.....					
0620 Stenographic job work.....	10. 00	10. 00	7. 50		
0630 Photographic job work.....	15. 00	15. 00	10. 50		
08 Total printing, binding, etc.....	25. 00	25. 00	18. 00		
Reserve.....		500. 00			
Total.....	18, 000. 00	7, 500. 00	6, 687. 10		
Total under office of Attorney General.....				1, 852, 700. 00	957, 200. 00
MISCELLANEOUS					
Protecting Interests of the United States in Customs Matters— Conduct of customs cases: Assistant Attorney General, \$8,000; special attorneys and counselors at law in the conduct of customs cases, to be employed and their compensation fixed by the Attorney General, as authorized by subsection 30 of section 28 of the act of August 5, 1909; necessary clerical assistance and other employees at the seat of government and elsewhere, to be employed and their compensation fixed by the Attorney General, including experts at such rates of compensation as may be authorized or approved by the Attorney General; supplies, Supreme Court Reports and Digests, and Federal Reporter and Digests, traveling and other miscellaneous and incidental expenses, to be expended under the direction of the Attorney General; in all (<i>act Feb. 27, 1925, vol. 43, p. 1026</i>)—				103, 200. 00	93, 200. 00
	Estimated expenditures, 1927 appropriation	Estimated expenditures, 1926 appropriation	Expended and obligated, 1925		
Field service:					
Salaries and wages—	Average—	Average—	Average—		
Salary range, \$7,500 and over—	No. 1	No. 1	No. 1		
Assistant Attorney General.....	1	1	1		
Salary range, \$5,200 to \$6,000; average, \$5,600—					
Special attorneys.....	3 5, 733	3 5, 400	3 5, 283		
Salary range, \$3,800 to \$5,000; average, \$4,400—					
Special attorneys.....	7 4, 343	6 4, 234	8 4, 304		
Salary range, \$3,000 to \$3,600; average, \$3,300—					
Special attorneys.....	4 3, 400	4 3, 350	1 3, 030		
Salary range, \$2,400 to \$3,000; average, \$2,700—					
Clerk.....	1 2, 700	1 2, 700	1 2, 671		
Salary range, \$2,100 to \$2,700; average, \$2,400—					
Clerk.....	1 2, 500	1 2, 500	1 2, 431		
Salary range, \$1,680 to \$2,040; average, \$1,860—					
Clerk.....	1 2, 040	1 2, 040	1 1, 957		
Salary range, \$1,500 to \$1,860; average, \$1,680—					
Clerks.....	3 1, 660	2 1, 740	2 1, 665		
Salary range, \$1,320 to \$1,680; average, \$1,500—					
Clerks.....	3 1, 440	3 1, 440	1 1, 486		
Salary range, \$1,020 to \$1,260; average, \$1,140—					
Messenger.....		1 1, 080	1 1, 089		
Salary range, \$900 to \$1,140; average, \$1,020—					
Messengers.....	3 920	2 920	1 930		
Total average number of employees.....	27	25 1/2	24 1/2		
01 Total salaries and wages, field service.....	88, 500. 00	81, 730. 00	78, 553. 00		
Supplies and materials:					
0200 Stationery and office supplies.....	529. 00	350. 00	672. 09		
0280 Sundry supplies.....	150. 00	150. 00	160. 88		
02 Total supplies and materials.....	679. 00	500. 00	832. 97		
Communication service:					
0500 Telegraph service.....	50. 00	50. 00	39. 41		
0510 Telephone service.....	1, 150. 00	1, 150. 00	1, 029. 59		
05 Total communication service.....	1, 200. 00	1, 200. 00	1, 069. 00		

Estimates of appropriations required for the service of the fiscal year ending June 30, 1927—Continued

General object (title of appropriation), date of acts, references to Statutes at Large, or to Revised Statutes, and estimated amount required for each detailed object

Total amount to be appropriated under each head of appropriation

Amount appropriated for the fiscal year ending June 30, 1926

Protecting Interests of the United States in Customs Matters—

	Estimated expenditures, 1927 appropriation	Estimated expenditures, 1926 appropriation	Expended and obligated, 1925
<i>Travel expenses:</i>			
0615 Transportation.....	\$4,800.00	\$3,500.00	\$3,939.07
0616 Subsistence.....	6,205.00	4,800.00	5,352.32
06 Total travel expenses.....	11,005.00	8,300.00	9,291.39
07 Transportation of things.....	25.00	25.00	8.24
12 Repairs and alterations.....	25.00	25.00	2.15
13 Special and miscellaneous.....	1,000.00	500.00	121.50
<i>Equipment:</i>			
3020 Educational, scientific equipment.....	700.00	854.00	1,093.44
3050 Other equipment.....	66.00	66.00	71.74
30 Total equipment.....	766.00	920.00	1,165.18
Total.....	103,200.00	93,200.00	91,043.43

Defending Suits in Claims against the United States—

Defending suits in claims against the United States: For necessary expenses incurred in the examination of witnesses, procuring evidence, employment of experts at such rates of compensation as may be authorized or approved by the Attorney General, and such other expenses as may be necessary in defending suits in the Court of Claims, including Indian depredation claims, to be expended under the direction of the Attorney General (act Feb. 27, 1925, vol. 43, p. 1026)

\$75,000.00

\$75,000.00

	Estimated expenditures, 1927 appropriation	Estimated expenditures, 1926 appropriation	Expended and obligated, 1925
01 Temporary services of experts.....	\$35,000.00	\$35,000.00	\$35,172.50
02 Sundry supplies and materials.....	25.00	25.00	14.00
06 Travel expenses.....	15,000.00	15,000.00	11,292.03
07 Transportation of things.....	25.00	25.00	25.76
<i>Printing, binding, etc.:</i>			
0820 Stenographic work (job).....	17,500.00	17,500.00	12,066.35
0830 Photographic work (job).....	25.00	25.00	16.80
08 Total printing, binding, etc.....	17,525.00	17,525.00	12,083.15
13 Special and miscellaneous current expenses.....	7,400.00	7,400.00	6,250.44
30 3020 Educational, scientific, and recreational equipment.....	25.00	25.00	10.00
Total.....	75,000.00	75,000.00	64,847.88

Detection and Prosecution of Crimes—

For the detection and prosecution of crimes against the United States; for the protection of the person of the President of the United States; the acquisition, collection, classification, and preservation of criminal identification records and their exchange with the officials of States, cities, and other institutions; for such other investigations regarding official matters under the control of the Department of Justice and the Department of State as may be directed by the Attorney General; hire, maintenance, upkeep, and operation of motor-propelled or horse-drawn passenger-carrying vehicles when necessary; [purchase and exchange of a motor-propelled passenger-carrying vehicle to cost not to exceed \$3,000, exclusive of the exchange allowance on any vehicle given in part payment therefor;] firearms and ammunition, such stationery and supplies for use at the seat of government or elsewhere as the Attorney General may direct, including not to exceed \$10,000 for taxicab hire to be used exclusively for the purposes set forth in this paragraph and to be expended under the direction of the Attorney General; per diem in lieu of subsistence when allowed pursuant to section 13 of the sundry civil appropriation act, approved August 1, 1914, [including not to exceed \$295,000 for necessary employees at the seat of government, \$2,177,500;] \$2,000,000, of which not to exceed \$1,419,000 may be expended for personal services: Provided, That this appropriation shall be available for advances to be made by the disbursing clerk of the Department of Justice when authorized and approved by the Attorney General, the provisions of section 3648 of the Revised Statutes to the contrary notwithstanding: Provided further, That for the purpose of executing the duties for which provision is made by this appropriation, the Attorney General is authorized to appoint officials who shall be vested with the authority necessary for the execution of such duties (act Feb. 27, 1925, vol. 43, pp. 1026-1027)

2,000,000.00

2,177,500.00

Estimates of appropriations required for the service of the fiscal year ending June 30, 1927—Continued

General object (title of appropriation), date of acts, references to Statutes at Large, or to Revised Statutes, and estimated amount required for each detailed object				Total amount to be appropriated under each head of appropriation	Amount appropriated for the fiscal year ending June 30, 1926
<i>Detection and Prosecution of Crimes—Continued.</i>					
GENERAL DEPARTMENTAL ROLL					
Departmental service:					
Salaries—					
Professional service—					
Grade 1, \$1,860 to \$2,400; average, \$2,111.45—					
Junior attorney	Average— No. Salary	Average— No. Salary	Average— No. Salary		
Subprofessional service—					
Grade 6, \$1,860 to \$2,400; average, \$2,111.42—					
Assistant chief nurse		1 \$2,300	1 2,300		
Clerical, administrative, and fiscal service—					
Grade 12, \$5,200 to \$5,600; average, \$5,600—					
Chief investigators		2 5,200	2 5,200		
Grade 7, \$2,400 to \$3,000; average, \$2,700—					
Junior administrative assistants		4 2,675	4 2,624		
Assistant investigator			1 2,600		
Grade 5, \$1,860 to \$2,400; average, \$2,111.42—					
Senior clerks		1 2,000	2 2,194		
Senior clerk-stenographers		2 1,920	1 1,796		
Grade 4, \$1,680 to \$2,040; average, \$1,860—					
Clerks		3 1,820	1 1,848		
Principal stenographer			1 2,032		
Clerk-stenographers		2 1,830	3 1,800		
Head operator, office devices		1 2,040	1 2,040		
Grade 3, \$1,500 to \$1,860; average, \$1,680—					
Assistant clerks		5 1,620	6 1,547		
Senior stenographers		6 1,560	1 1,612		
Assistant clerk-stenographers			1 1,680		
Grade 2, \$1,320 to \$1,680; average, \$1,500—					
Junior clerks		3 1,500	3 1,672		
Senior typist		1 1,560	1 1,560		
Junior stenographer		1 1,680	1 1,680		
Junior clerk-typists		10 1,488	8 1,508		
Junior clerk-stenographers		1 1,620	2 1,486		
Grade 1, \$1,140 to \$1,500; average, \$1,320—					
Under clerks		2 1,380	2 1,350		
Underoperators, office devices		3 1,320	4 1,203		
Custodial service—					
Grade 5, \$1,320 to \$1,680; average, \$1,500—					
Foreman and laborer		1 1,500	1 1,455		
Grade 3, \$1,020 to \$1,260; average, \$1,140—					
Messengers		4 1,185	4 1,111		
Senior laborer		1 1,200	1 1,095		
Minor mechanics		2 1,230	2 1,178		
Guard		1 1,200	1 1,710		
Total average number of employees		57	58 1/2		
Total salaries, departmental service				99,920.00	102,447.67
BUREAU OF INVESTIGATION					
Departmental service:					
Salaries—					
Clerical, administrative, and fiscal service—					
Grade 13, \$6,000 to \$7,500; average, \$6,750—					
Executive officer (director)		1 \$6,500	1 \$6,857		
Grade 12, \$5,200 to \$5,600; average, \$5,600—					
Senior administrative officer		1 5,400	1 5,571		
Grade 11, \$3,900 to \$4,400; average, \$4,400—					
Administrative officers		2 4,500	2 4,267		
Assistant chief investigator		1 4,400	1 4,400		
Grade 10, \$3,300 to \$3,900; average, \$3,600—					
Junior administrative officers		3 3,600	2 3,524		
Grade 9, \$3,000 to \$3,600; average, \$3,300—					
Senior administrative assistant		1 3,500	1 3,075		
Grade 8, \$2,700 to \$3,300; average, \$3,000—					
Administrative assistant			1 3,300		
Grade 7, \$2,400 to \$3,000; average, \$2,700—					
Junior administrative assistants		2 3,000	2 2,966		
Grade 6, \$2,100 to \$2,700; average, \$2,400—					
Principal clerk			1 2,178		
Principal translator			1 2,475		
Grade 5, \$1,860 to \$2,400; average, \$2,111.42—					
Senior clerks		3 2,047	1 2,114		
Senior clerk-stenographers		1 2,301	1 2,188		
Grade 4, \$1,680 to \$2,040; average, \$1,860—					
Clerks		6 1,810	5 1,730		
Principal stenographers		1 2,040	1 2,031		
Clerk-stenographer		1 1,740	1 1,860		
Grade 3, \$1,500 to \$1,860; average, \$1,680—					
Assistant clerks		22 1,576	20 1,565		
Senior stenographer		1 1,740	1 1,680		
Assistant clerk-stenographers		1 1,860	2 1,747		
Grade 2, \$1,320 to \$1,680; average, \$1,500—					
Junior clerks		8 1,477	9 1,444		
Junior typist			1 1,260		
Junior stenographers		5 1,584	5 1,558		
Junior clerk-typists		10 1,596	9 1,589		
Junior clerk-stenographers		4 1,455	4 1,400		
Grade 1, \$1,140 to \$1,500; average, \$1,320—					
Underclerks		16 1,308	16 1,325		
Underclerk-typists		18 1,173	7 1,221		
Custodial service—					
Grade 3, \$1,020 to \$1,260; average, \$1,140—					
Messengers		4 1,110	3 1,060		
Guard			1 1,140		
Total average number of employees		112	104 1/2		
Total salaries, departmental service				194,980.00	181,641.25

Estimates of appropriations required for the service of the fiscal year ending June 30, 1927—Continued

General object (title of appropriation), date of acts, references to Statutes at Large, or to Revised Statutes, and estimated amount required for each detailed object				Total amount to be appropriated under each head of appropriation		Amount appropriated for the fiscal year ending June 30, 1926	
<i>Detection and Prosecution of Crimes—Continued.</i>							
		Estimated expenditures, 1927 appropriation	Estimated expenditures, 1926 appropriation	Expended and obligated, 1925			
BUREAU OF INVESTIGATION—continued							
Field service:							
Salaries and wages—							
Salary range, \$5,200 to \$6,000; average, \$5,600—	Average—		Average—		Average—		
Accountant	No.	Salary	No.	Salary	No.	Salary	
Special agent	1	5,200					
Salary range, \$3,800 to \$5,000; average, \$4,400—							
Accountants	17	4,223	11	\$4,309	14 $\frac{1}{2}$	\$4,079	
Special agents	11	3,964	6	4,167	7	4,054	
Salary range, \$3,300 to \$3,900; average, \$3,600—							
Accountants	11	3,636	14	3,686	12	3,633	
Special agents	19	3,537	21	3,671	26 $\frac{1}{2}$	3,500	
Salary range, \$3,000 to \$3,600; average, \$3,300—							
Accountants	20	3,055	10	3,080	10 $\frac{1}{2}$	3,052	
Special agents	48	3,238	45	3,209	54 $\frac{1}{2}$	3,105	
Salary range, \$2,700 to \$3,300; average, \$3,000—							
Accountants	7	2,943	17	2,953	10 $\frac{1}{2}$	2,880	
Special agents	233	2,877	234	2,893	213 $\frac{1}{2}$	2,850	
Salary range, \$2,400 to \$3,000; average, \$2,700—							
Accountants	13	2,423					
Special agents	32	2,606	30	2,627	40 $\frac{1}{2}$	2,638	
Salary range, \$2,100 to \$2,700; average, \$2,400—							
Special agents	5	2,560	7	2,426	8 $\frac{1}{2}$	2,386	
Clerk	1	2,200	1	2,200	1	2,158	
Salary range, \$1,800 to \$2,400; average, \$2,111.42—							
Special agents					1 $\frac{1}{2}$	1,960	
Salary range, \$1,680 to \$2,040; average, \$1,860—							
Clerk	1	1,740	1	1,740	1	1,740	
Salary range, \$1,500 to \$1,860; average, \$1,680—							
Clerks	8	1,658	8	1,680	6 $\frac{1}{2}$	1,742	
Salary range, \$1,320 to \$1,680; average, \$1,500—							
Clerks	85	1,493	82	1,500	85 $\frac{1}{2}$	1,481	
Salary range, \$1,140 to \$1,500; average, \$1,320—							
Clerks	5	1,404	6	1,360	7 $\frac{1}{2}$	1,370	
Temporary accountant					2 $\frac{1}{2}$	4,282	
Temporary special agents					3	1,612	
Temporary clerks					5 $\frac{1}{2}$	1,384	
Total average number of employees	518		493		509 $\frac{1}{2}$		
Total salaries and wages, field service		1,419,000.00		1,350,420.00		1,367,190.82	
The difference between 1927 and 1926 is due to increase in force, \$68,580.							
01 Total personal services		1,419,000.00		1,645,320.00		1,651,279.74	
Supplies and materials:							
0200 Stationery and office supplies		10,000.00		8,000.00		10,847.04	
0220 Scientific and educational		600.00		700.00		689.45	
0230 Fuel		1,000.00		600.00		1,003.04	
0280 Sundry		400.00		500.00		402.05	
02 Total supplies and materials		12,000.00		9,800.00		12,941.58	
03 Subsistence and support of persons		200.00		200.00		178.75	
04 Storage (vehicles)				210.00		84.00	
Communication service:							
0500 Telegraph service		5,900.00		7,000.00		7,273.31	
0510 Telephone service		20,000.00		20,000.00		20,682.47	
0520 Other communication service		100.00		100.00		193.41	
05 Total communication service		26,000.00		27,100.00		28,149.19	
06 Travel expenses		510,000.00		465,944.00		519,213.36	
07 Transportation of things		1,200.00		900.00		1,397.14	
Printing and binding:							
0820 Stenographic work (job)		500.00		400.00		499.81	
0830 Photographic work (job)		200.00		250.00		264.55	
08 Total printing and binding		700.00		650.00		764.36	
10 Heat, light, power, etc.		150.00		150.00		313.45	
Rents:							
1100 Buildings		12,000.00		12,031.00		28,067.53	
1110 Other rents		500.00		700.00		90.25	
11 Total rents		12,500.00		12,731.00		28,177.78	
12 Repairs and alterations		500.00		720.00		897.72	
13 Special and miscellaneous current expenses		1,320.00		850.00		965.15	
Equipment:							
3010 Furniture, furnishings, and fixtures		15,000.00		12,000.00		15,253.19	
3020 Educational, scientific, and recreational		50.00		25.00		37.47	
3050 Other equipment		1,380.00		800.00		1,035.00	
30 Total equipment		16,430.00		12,825.00		16,325.66	
Total		2,000,000.00		2,177,400.00		2,260,707.88	

Estimates of appropriations required for the service of the fiscal year ending June 30, 1927—Continued

General object (title of appropriation), date of acts, references to Statutes at Large, or to Revised Statutes, and estimated amount required for each detailed object				Total amount to be appropriated under each head of appropriation	Amount appropriated for the fiscal year ending June 30, 1925
Examination of Judicial Offices—					
For the investigation of the official acts, records, and accounts of marshals, attorneys, and clerks of the United States Courts and the territorial courts, and United States commissioners, for which purpose all the official papers, records, and dockets of said officers, without exception, shall be examined by the agents of the Attorney General at any time; and also, when requested by the presiding judge, the official acts, records, and accounts of referees and trustees of such courts, [including \$43,000 for necessary employees at the seat of government, \$117,000; in all, \$2,294,500;] \$106,500, of which not to exceed \$69,700 may be expended for personal services; per diem in lieu of subsistence when allowed pursuant to section 13 of the sundry civil appropriation act, approved August 1, 1914; to be expended under the direction of the Attorney General: <i>Provided</i> , That this appropriation shall be available for advances to be made by the disbursing clerk of the Department of Justice when authorized and approved by the Attorney General, the provisions of section 3648 of the Revised Statutes to the contrary notwithstanding: <i>Provided further</i> , That for the purpose of executing the duties for which provision is made by this appropriation, the Attorney General is authorized to appoint officials who shall be vested with the authority necessary for the execution of such duties (<i>act Feb. 27, 1925, vol. 43, pp. 1026-1027</i>)					
				\$106,500.00	\$117,000.00

Estimates of appropriations required for the service of the fiscal year ending June 30, 1927—Continued

General object (title of appropriation), date of acts, references to Statutes at Large, or to Revised Statutes, and estimated amount required for each detailed object	Total amount to be appropriated under each head of appropriation	Amount appropriated for the fiscal year ending June 30, 1926
Enforcement of Antitrust Laws—		
Enforcement of antitrust laws: For the enforcement of antitrust laws, including experts at such rates of compensation as may be authorized or approved by the Attorney General, [including not exceeding \$15,000 for clerical services and not exceeding \$50,000 for compensation of attorneys at the seat of government, \$228,000] \$135,000 [Provided, That no part of this money shall be spent in the prosecution of any organization or individual for entering into any combination or agreement having in view the increasing of wages, shortening of hours, or bettering the conditions of labor, or for any act done in furtherance thereof not in itself unlawful: Provided further, That no part of this appropriation shall be expended for the prosecution of producers of farm products and associations of farmers who cooperate and organize in an effort to and for the purpose to obtain and maintain a fair and reasonable price for their products] (acts July 2, 1890, vol. 26, p. 209; Oct. 15, 1914, vol. 38, p. 730, as amended May 15, 1916, and May 26, 1920; Sept. 26, 1914, vol. 38, p. 717; Feb. 11, 1903, vol. 32, p. 823, as amended by the act of June 29, 1910, vol. 36, p. 854; June 30, 1906, vol. 34, p. 798; Apr. 10, 1918, vol. 40, p. 516; Feb. 27, 1925, vol. 43, p. 1027)	\$135, 000. 00	\$228, 000. 00
		</

Estimates of appropriations required for the service of the fiscal year ending June 30, 1927—Continued

General object (title of appropriation), date of acts, references to Statutes at Large, or to Revised Statutes, and estimated amount required for each detailed object				Total amount to be appropriated under each head of appropriation	Amount appropriated for the fiscal year ending June 30, 1926
Enforcement of Antitrust Laws—Continued.					
	Estimated expenditures, 1927 appropriation	Estimated expenditures, 1926 appropriation	Expended and obligated, 1925		
Communication service:					
0500 Telegraph service.....	\$300.00	\$300.00	\$47.75		
0510 Telephone service.....	500.00	500.00	334.96		
05 Total communication service.....	800.00	800.00	382.71		
06 Travel expenses.....	17,100.00	18,000.00	17,652.31		
07 Transportation of things.....	20.00	50.00	18.31		
Printing, binding, etc.:					
0820 Stenographic work (job).....	7,900.00	7,900.00	5,772.06		
0830 Photographic work (job).....	100.00	100.00	11.50		
08 Total printing, binding, etc.....	8,000.00	8,000.00	5,783.56		
11 1100 Rent of buildings.....	3,000.00	3,000.00	4,560.00		
12 Repairs and alterations.....	50.00	50.00	8.00		
13 Special and miscellaneous current expenses.....	100.00	100.00	32.25		
Equipment:					
3010 Furniture, furnishings, and fixtures.....	50.00	50.00	42.20		
3020 Educational, scientific, and recreational.....	300.00	300.00	233.00		
30 Total equipment.....	350.00	350.00	275.20		
Total.....	135,000.00	228,000.00	195,568.34		
Enforcement of Acts to Regulate Commerce—					
[Enforcement of acts to regulate commerce: For salary and expenses of assistant to the Solicitor General in representing the Government in all matters arising under the act entitled "An act to regulate commerce," approved February 4, 1887, as amended, including traveling expenses, to be expended under the direction of the Attorney General, including not to exceed \$9,540 for salaries of employees in the District of Columbia.]					\$10,500.00
	Estimated expenditures, 1927 appropriation	Estimated expenditures, 1926 appropriation	Expended and obligated, 1925		
Departmental service:					
Salaries—					
Professional service—	Average—	Average—	Average—		
Grade 6, \$6,000 to \$7,500; average, \$6,750—	No. Salary	No. Salary	No. Salary		
Chief attorney.....	1 \$7,500	1 \$7,500	1 \$7,500		
Clerical, administrative, and fiscal service—					
Grade 4, \$1,680 to \$2,040; average, \$1,860—					
Clerk-stenographer.....	1 2,040	1 2,040	1 2,040		
Total average number of employees.....	2	2	2		
01 Total salaries, departmental service.....	9,540	9,540	9,540		
05 Telegraph service.....			1.48		
06 Travel expense.....		960.00	1,267.03		
Total.....		10,500.00	10,808.51		

Estimates of appropriations required for the service of the fiscal year ending June 30, 1927—Continued

General object (title of appropriation), date of acts, references to Statutes at Large, or to Revised Statutes, and estimated amount required for each detailed object	Total amount to be appropriated under each head of appropriation	Amount appropriated for the fiscal year ending June 30, 1926
【Investigation and Prosecution of War Frauds—】 Investigation and prosecution of war frauds: For the investigation and prosecution of alleged frauds, either civil or criminal, or other crimes or offenses against the United States, growing out of or arising in connection with the preparation for or prosecution of the late war, including the institution and prosecution of suits for the recovery of moneys which contain no element of fraud, but arose incident to the investigation of alleged frauds, to be available for the employment of counsel and other assistants, rents, and all other purposes in connection therewith, whether in the District of Columbia or elsewhere, including not to exceed \$10,000 for communication service, the purchase of furniture, law books, books of reference, and other necessary equipment and supplies at the seat of the Government, \$1,000,000, to be expended in the discretion of the Attorney General: <i>Provided</i> , That this appropriation shall not be available for rent of buildings in the District of Columbia if suitable space is provided by the Public Buildings Commission: <i>Provided further</i> , That not more than two persons shall be employed hereunder at a rate of compensation exceeding \$10,000 per annum each, whose aggregate compensation shall not exceed \$30,000, but the Attorney General may fix the compensation of not to exceed six persons at not to exceed \$10,000 each.		\$1, 000, 000. 00

	Estimated expenditures, 1927 appropriation	Estimated expenditures, 1926 appropriation	Expended and obligated, 1925	
Departmental service:				
Salaries—				
Professional service—	Average—	Average—	Average—	
Grade 6, \$6,000 to \$7,500; average, \$6,750—	No. Salary	No. Salary	No. Salary	
Chief attorneys	10	\$7,800	8½	\$7,964
Grade 5, \$5,200 to \$6,000; average, \$5,600—				
Senior attorneys	11	5,527	6½	5,582
Grade 4, \$3,800 to \$5,000; average, \$4,400—				
Attorneys	14	3,929	7½	4,116
Engineers	2	4,800	2	4,800
Grade 3, \$3,000 to \$3,600; average, \$3,300—				
Associate attorneys	15	3,107	2½	3,079
Grade 2, \$2,400 to \$3,000; average, \$2,700—				
Assistant attorneys	17	2,471	4½	2,496
Grade 1, \$1,860 to \$2,400; average, \$2,130—				
Junior attorneys	17	1,941	1	2,003
Clerical, administrative, and fiscal service—				
Grade 14, \$7,500 and over—				
Special executive officer, director of accounting investigation	1	18,000	1	18,000
Grade 13, \$6,000 to \$7,500; average, \$6,750—				
Executive accountant and auditor			½	6,500
Grade 12, \$5,200 to \$6,000; average, \$5,600—				
Chief accountants and auditors (supervising accountants)	3	5,533	2½	5,240
Chief business specialist	1	6,000	1	6,000
Grade 11, \$3,900 to \$5,000; average, \$4,400—				
Assistant chief accountants and auditors (supervising accountants)	7	4,342	5½	4,010
Grade 9, \$3,000 to \$3,600; average, \$3,300—				
Accountants and auditors (senior accountants)	14	3,129	8½	3,059
Grade 7, \$2,400 to \$3,000; average, \$2,700—				
Junior administrative assistant (clerk)			½	2,800
Assistant investigators	2	3,000	2½	2,963
Assistant accountants and auditors (senior)	24	2,529	7½	2,489
Grade 6, \$2,100 to \$2,700; average, \$2,400—				
Chief stenographer	1	2,700	1	2,700
Principal clerk-stenographers (secretaries)	2	2,400	1½	2,100
Principal accounting and auditing assistants (junior)			5½	2,420
Principal investigating assistants	1	2,400	2½	2,362
Grade 5, \$1,860 to \$2,400; average, \$2,130—				
Senior clerk (in charge of mails and files)	1	2,400		
Senior investigating assistants (examiners)	6	2,183	12½	2,165
Senior accounting and auditing assistants (junior)	24	1,991	16½	1,981
Grade 4, \$1,680 to \$2,040; average, \$1,860—				
Clerk (in charge of mail and files)			1	2,040
Principal stenographers	6	1,750	3½	1,799
Clerks (accounting)	1	1,740	1½	1,799
Examiner			½	1,813
Grade 3, \$1,500 to \$1,860; average, \$1,680—				
Clerks (assistant)	1	1,500	1½	1,575
Senior stenographers	10	1,560	5½	1,614
Grade 2, \$1,320 to \$1,680; average, \$1,500—				
Junior stenographers	7	1,431	8	1,466
Junior clerk			1	1,376
Senior typists	3	1,440	3	1,440
Grade 1, \$1,140 to \$1,500; average, \$1,320—				
Underclerk	1	1,140	½	1,140
Custodial service—				
Grade 3, \$1,020 to \$1,260; average, \$1,140—				
Messengers and watchmen	4	1,125	5½	1,131
Total average number of employees	206		132½	
Total salaries, departmental service		629,000		413,062

Estimates of appropriations required for the service of the fiscal year ending June 30, 1927—Continued

General object (title of appropriation), date of acts, references to Statutes at Large, or to Revised Statutes, and estimated amount required for each detailed object

Total amount to be appropriated under each head of appropriation

Amount appropriated for the fiscal year ending June 30, 1926

[Investigation and Prosecution of War Frauds]—Continued.

	Estimated expenditures, 1927 appropriation	Estimated expenditures, 1926 appropriation	Expended and obligated, 1925
Field service:			
Salaries and wages—			
Professional grade—			
Salary range, \$6,000 to \$7,500 and over—	Average— No. Salary	Average— No. Salary	Average— No. Salary
Attorneys	6 \$9,250	7 1/4 \$8,175	
Salary range, \$3,800 to \$5,000; average, \$4,400—			
Attorney		1 1/2 4,600	
Salary range, \$3,000 to \$3,600; average, \$3,300—			
Attorneys	1 3,000	1 3,000	
Special accountants ¹		213 687,500	141 1/2 476,246
Special engineers ¹		87,000	44,475
		46,400	6,484
Total average number of employees			
Total salaries and wages, field service		191,900.00	114,143.00
01 Total personal service		820,900.00	527,205.43
02 Stationery and office supplies		5,500.00	2,977.55
Communication service:			
0500 Telegraph service		150.00	66.76
0510 Telephone service		2,330.00	1,855.27
0520 Other communication service		20.00	10.00
05 Total communication service		2,500.00	1,932.03
06 Travel expenses		81,300.00	50,651.27
07 Transportation of things (service)		200.00	115.13
08 Shorthand reporting, etc. (job)		3,300.00	551.79
11 Rents		26,393.00	19,593.00
13 Special and miscellaneous current expenses		407.00	1,196.01
Equipment:			
3010 Furniture, furnishings, and fixtures		1,800.00	4,318.89
3020 Educational, scientific, and recreational equipment			212.35
3050 Other equipment			2,276.75
30 Total equipment		2,000.00	4,757.99
Reserve		575,000.00	
Total		1,000,000.00	608,980.20

¹ Varying numbers at varying rates per diem.**Salaries and Expenses, Pueblo Lands Board—**

Pueblo Lands Board: For expenses of the Pueblo Lands Board, including compensation for member appointed by the President of the United States, and for clerical assistants, interpreters, surveyors, and stenographers, rental of quarters, travel expenses, fees of witnesses, telephone and telegraph service (*act Feb. 27, 1925, vol. 43, p. 1028*)

\$39,000.00

\$39,000.00

	Estimated expenditures, 1927 appropriation	Estimated expenditures, 1926 appropriation	Expended and obligated, 1925
Field service:			
Salaries and wages—			
Salary range, \$6,000 to \$7,500; average, \$6,750—	Average— No. Salary	Average— No. Salary	Average— No. Salary
Representative of President	1 \$6,000	1 \$6,000	1 1/4 \$6,000
Salary range, \$3,300 to \$3,900; average, \$3,600—			
Clerk to board	1 3,500	1 3,500	1 1/2 1,867
Salary range, \$2,100 to \$2,700; average, \$2,400—			
Surveyor	1 2,500	1 2,500	
Salary range, \$1,860 to \$2,400; average, \$2,100—			
Stenographer and court reporter	1 2,000	1 1/2 2,000	
Assistant clerk	1 2,000	1 1/2 2,000	
Salary range, \$1,690 to \$2,040; average, \$1,860—			
Stenographer	1 1,800	1 1,800	1 1/2 1,350
Translator	1 2,000	1 1/2 2,000	
Total average number of employees	7	6 1/2	1 1/2
Total salaries and wages, field service	19,800.00	18,800.00	1,410.00
The difference between 1927 and 1926 is due to the employment of three persons in 1926 for only 10 months of the year.			
Per diem of interpreters	1,000.00	833.00	
Fees to witnesses	12,900.00	5,000.00	
01 Total personal services	33,700.00	24,633.00	1,410.00
06 Travel expenses	3,000.00	3,000.00	406.84
11 Rent of offices	1,800.00	1,800.00	
Communication service:			
0500 Telegraph service	250.00	25.00	.59
0510 Telephone service	250.00	250.00	12.26
05 Total communication service	500.00	500.00	12.85
Total	39,000.00	29,933.00	1,831.69

Total miscellaneous under Department of Justice

2,458,700.00

3,740,200.00

Estimates of appropriations required for the service of the fiscal year ending June 30, 1927—Continued

General object (title of appropriation), date of acts, references to Statutes at Large, or to Revised Statutes, and estimated amount required for each detailed object	Total amount to be appropriated under each head of appropriation	Amount appropriated for the fiscal year ending June 30, 1926
--	--	--

JUDICIAL

Salaries, Supreme Court—

Chief Justice, \$15,000; eight associate justices, at \$14,500 each, and all other officers and employees, whose compensation shall be fixed by the court, except as otherwise provided by law (acts Mar. 3, 1911, vol. 36, p. 1152, sec. 218; Mar. 3, 1911, vol. 36, p. 1153, sec. 224; Feb. 27, 1925, vol. 43, p. 1028)

[Marshal, \$4,500.

Nine law clerks, one for the Chief Justice and one for each associate justice, at not exceeding \$3,600 each, \$32,400.

Clerical assistants for the Chief Justice and the associate justices, \$20,160.]

\$239, 186. 00

\$188, 060. 00

	Estimated expenditures, 1927 appropriation	Estimated expenditures, 1926 appropriation	Expended and obligated, 1925
Field service:			
Salaries and wages—			
Salary range, \$7,500 and over—			
Chief Justice	No. 1 Salary \$15,000	No. 1 Salary \$15,000	No. 1 Salary \$15,000
Associate Justices	8 14,500	8 14,500	7½ 14,500
Salary range, \$3,800 to \$5,000; average, \$4,400—			
Marshal	1 4,500	1 4,500	1 4,500
Stenographer	1 4,400	1 4,400	
Salary range, \$3,300 to \$3,900; average, \$3,600—			
Law clerks	9 3,600	9 3,600	8½ 3,588
Salary range, \$2,100 to \$2,700; average, \$2,400—			
Stenographers	7 2,252	7 2,252	3½ 2,195
Salary range, \$3,000 to \$3,600; average, \$3,300—			
Chief clerk	1 3,570		
Librarian and file clerk	1 3,420		
Salary range, \$2,400 to \$3,000; average, \$2,700—			
Crier and assistant chief clerk	1 2,880		
Salary range, \$1,860 to \$2,400; average, \$2,100—			
Engineer and electrician	1 2,142		
Salary range, \$1,680 to \$2,040; average, \$1,860—			
Attendant in court room	1 1,730		
Messengers	15 1,730		
Doorkeepers	3 1,730		
Salary range, \$1,140 to \$1,500; average, \$1,320—			
Pages	3 1,320		
Salary range, \$1,020 to \$1,260; average, \$1,140—			
Skilled laborers	2 1,140		
Total average number of employees	155	27	214½
01 Total salaries and wages, field service	239, 186	188, 060	171, 777

¹ 28 positions with an aggregate compensation of \$51,122 transferred from miscellaneous expenses, United States Courts.

Miscellaneous Expenses, Supreme Court—

For miscellaneous expenses of the Supreme Court of the United States, the approval of the marshal's accounts by the Chief Justice to be conclusive (submitted)

18, 874. 00

	Estimated expenditures, 1927 appropriation	Estimated expenditures, 1926 appropriation	Expended and obligated, 1925
Supplies and materials:			
0200 Stationery and office supplies	\$1,000. 00		
0210 Medical and hospital supplies	25. 00		
0220 Scientific and educational supplies	100. 00		
0230 Fuel	200. 00		
0240 Wearing apparel	10. 00		
0280 Sundry supplies	700. 00		
02 Total supplies and materials	2, 035. 00		
04 Subsistence and storage	10. 00		
Communication service:			
0500 Telegraph service	25. 00		
0510 Telephone service	300. 00		
0520 Other communication service	100. 00		
05 Total communication service	425. 00		
06 Travel expense	1, 500. 00		
07 Transportation of things	225. 00		
11 1110 Rents	75. 00		
12 Repairs and alterations	6, 000. 00		
13 Special and miscellaneous current expenses	2, 000. 00		
Equipment:			
3010 Furniture, furnishings, and fixtures	6, 000. 00		
3050 Other	614. 00		
30 Total equipment	6, 614. 00		
Total	18, 874. 00		

Estimates of appropriations required for the service of the fiscal year ending June 30, 1927—Continued

General object (title of appropriation), date of acts, references to Statutes at Large, or to Revised Statutes, and estimated amount required for each detailed object				Total amount to be appropriated under each head of appropriation	Amount appropriated for the fiscal year ending June 30, 1926
Printing and Binding, Supreme Court of the United States— For printing and binding for the Supreme Court of the United States, \$25,000, and the printing and binding for the Supreme Court shall be done by the printer it may employ, unless it shall otherwise order; and for printing and binding the official reports of the Supreme Court of the United States, and advance pamphlet installments thereof, during the fiscal year [1926] 1927, to be expended as required, without allotment by quarters, \$25,000; in all (acts Mar. 20, 1922, vol. 42, p. 436, sec. 1; Feb. 27, 1925, vol. 43, p. 1028)				\$50,000.00	\$50,000.00
	Estimated expenditures, 1927 appropriation	Estimated expenditures, 1926 appropriation	Expended and obligated, 1925		
02 Stationery and office supplies.....	\$1,800.00	\$1,800.00	\$1,800.00		
08 Printing, binding, etc.....	48,200.00	48,200.00	42,543.71		
Total.....	50,000.00	50,000.00	44,343.71		
Salary and Expenses of Reporter, Supreme Court— For the salary of the reporter, \$8,000; and for his expenses for professional and clerical assistance and stationery, to be paid upon vouchers signed by him and approved by the Chief Justice, \$3,500; and such other assistants as the Supreme Court may provide under its regular appropriation; in all (acts July 1, 1922, vol. 42, p. 816, sec. 1; Feb. 27, 1925, vol. 43, p. 1028)				11,500.00	11,500.00
	Estimated expenditures, 1927 appropriation	Estimated expenditures, 1926 appropriation	Expended and obligated, 1925		
Field service:					
Salaries and wages—	Average—	Average—	Average—		
Salary range, \$7,500 and over—	No. Salary	No. Salary	No. Salary		
Reporter.....	1 \$8,000.00	1 \$8,000.00	1 \$8,000.00		
Total average number of employees.....	1	1	1		
Total salaries and wages, field service.....	8,000.00	8,000.00	8,000.00		
Miscellaneous personal services.....	3,450.00	3,450.00	3,374.00		
01 Total personal services.....	11,450.00	11,450.00	11,374.00		
02 Stationery and office supplies.....	50.00	50.00	50.13		
Total.....	11,500.00	11,500.00	11,424.13		
Salaries of Circuit, District, and Retired Judges— For salaries of [thirty-three] thirty-four circuit judges, at \$8,500 each; [one hundred and twenty-eight] one hundred and twenty-seven district judges (including two in the Territory of Hawaii and one in the Territory of Porto Rico), at \$7,500 each; and judges retired under section 260 of the Judicial Code, as amended by the act of February 25, 1919; in all [\$1,353,000] \$1,350,000: Provided, That this appropriation shall be available for the salaries of all United States justices, and circuit and district judges lawfully entitled thereto, whether active or retired (act Feb. 27, 1925, vol. 43, p. 1028)				1,350,000.00	1,353,000.00
	Estimated expenditures, 1927 appropriation	Estimated expenditures, 1926 appropriation	Expended and obligated, 1925		
Field service:					
Salaries and wages—	Average—	Average—	Average—		
Salary range, \$7,500 and over—	No. Salary	No. Salary	No. Salary		
Circuit judges.....	34 \$8,500	34 \$8,500	30+ $\frac{1}{2}$ \$8,496		
Retired judges.....	5 9,700	5 9,700	4+ $\frac{1}{2}$ 10,020		
Salary range, \$6,000 to \$7,500; average, \$6,750—					
District judges.....	127 7,500	127 7,500	125+ $\frac{1}{2}$ 7,464		
Retired judges.....	9 6,667	9 6,667	10+ $\frac{1}{2}$ 6,516		
Total average number of employees.....	175	175	170+ $\frac{1}{2}$		
01 Total salaries and wages, field service.....	1,350,000	1,350,000	1,307,642		

Estimates of appropriations required for the service of the fiscal year ending June 30, 1927—Continued

General object (title of appropriation), date of acts, references to Statutes at Large, or to Revised Statutes, and estimated amount required for each detailed object				Total amount to be appropriated under each head of appropriation	Amount appropriated for the fiscal year ending June 30, 1926
Salaries, National Park Commissioners— For the salaries of the Commissioners in the Crater Lake, Glacier, Mount Rainier, Yellowstone, Yosemite, and Sequoia and General Grant National Parks, which shall be in lieu of all fees and compensation heretofore authorized (<i>acts May 7, 1894, vol. 28, p. 74, sec. 5; Aug. 22, 1914, vol. 38, p. 701, sec. 9; June 30, 1916, vol. 39, p. 246, sec. 9; Aug. 21, 1916, vol. 39, p. 523, sec. 9; July 3, 1918, vol. 40, p. 812, sec. 1; Feb. 27, 1925, vol. 43, p. 1028</i>)				\$11,160.00	\$11,160.00
	Estimated expenditures, 1927 appropriation	Estimated expenditures, 1926 appropriation	Expended and obligated, 1925		
Field service:					
Salaries and wages—	Average—	Average—	Average—		
Salary range, \$1,860 to \$2,400; average, \$2,100—	No. Salary	No. Salary	No. Salary		
Commissioners.....	6 \$1,860	6 \$1,860	6 \$1,860		
01 Total average number of employees.....	6	6	6		
Total salaries and wages, field service.....	11,160	11,160	11,160		
United States Court of Customs Appeals— Court of Customs Appeals—Salaries: Presiding judge and four associate judges at \$8,500 each; and all other officers and employees of the court, [\$27,500] \$27,390, in all (<i>acts Mar. 3, 1911, vol. 36, pp. 1143, 1144, secs. 188-193; July 16, 1914, vol. 38, p. 509, sec. 6; Feb. 25, 1919, vol. 40, p. 1157, sec. 5; Feb. 27, 1925, vol. 43, p. 1028</i>)				\$69,890.00	
For rent of necessary quarters in the District of Columbia and elsewhere, \$10,000; books and periodicals, including their exchange; stationery, supplies, traveling expenses; heat, light, and power service; drugs, chemicals, cleansers, furniture; and for such other miscellaneous expenses as may be approved by the presiding judge, [\$3,100] \$4,000; in all (<i>same acts</i>)				14,000.00	
	Estimated expenditures, 1927 appropriation	Estimated expenditures, 1926 appropriation	Expended and obligated, 1925	83,890.00	83,100.00
Field service:					
Salaries and wages—	Average—	Average—	Average—		
Salary range, \$7,500 and over—	No. Salary	No. Salary	No. Salary		
Judges.....	5 \$8,500.00	5 \$8,500.00	5 \$8,500.00		
Salary range, \$3,800 to \$5,000; average, \$4,400—					
Clerk.....	1 4,408.00	1 4,445.00	1 4,445.00		
Marshal.....	1 3,800.00	1 3,810.00	1 3,810.00		
Salary range, \$3,000 to \$3,600; average, \$3,300—					
Reporter.....	1 3,300.00	1 3,415.00	1 3,175.00		
Salary range, \$2,400 to \$3,000; average, \$2,700—					
Assistant clerk.....	1 2,600.00	1 2,600.00	1 2,540.00		
Salary range, \$1,860 to \$2,400; average, \$2,100—					
Stenographer-clerks.....	5 2,000.00	5 1,980.00	5 1,850.00		
Salary range, \$1,020 to \$1,260; average, \$1,140—					
Messenger.....	1 1,140.00	1 1,160.00	1 1,100.00		
Salary range, \$900 to \$1,140; average, \$1,020—					
Messenger.....	1 1,020.00	1 1,040.00	1 980.00		
Salary range, \$240 to \$420; average, \$330—					
Charwomen.....	3 376.66	3 376.66	3 376.00		
01 Total average number of employees.....	19	19	19		
Total salaries and wages, field service.....	69,890.00	70,000.00	68,928.00		
Supplies and materials:					
0200 Stationery and office supplies.....	150.00	150.00	111.42		
0220 Scientific and educational supplies.....	125.00	125.00	110.00		
0280 Sundry supplies.....	175.00	175.00	162.39		
02 Total supplies and materials.....	450.00	450.00	383.81		
Communication service:					
0500 Telegraph service.....	5.00	5.00	.75		
0510 Telephone service.....	695.00	745.00	627.90		
05 Total communication service.....	700.00	750.00	628.65		
06 Travel expenses.....	70.00	40.00	60.00		
07 Transportation of things.....	10.00	10.00	6.05		
11 Rent of buildings and structures.....	10,000.00	10,000.00	10,000.00		
12 Repairs and alterations.....	270.00	300.00	87.05		
13 Special and miscellaneous current expenses.....	200.00	250.00	139.84		
Equipment:					
3010 Furniture, furnishings, and fixtures.....	300.00	300.00	1,081.70		
3020 Educational and scientific equipment.....	2,000.00	1,000.00	1,114.85		
30 Total equipment.....	2,300.00	1,300.00	2,196.55		
Total.....	83,890.00	83,100.00	82,427.95		

Estimates of appropriations required for the service of the fiscal year ending June 30, 1927—Continued

General object (title of appropriation), date of acts, references to Statutes at Large, or to Revised Statutes, and estimated amount required for each detailed object				Total amount to be appropriated under each head of appropriation	Amount appropriated for the fiscal year ending June 30, 1926
Salaries, Court of Claims— Salaries: Chief Justice, \$8,000; four judges at \$7,500 each; and all other officers and employees of the court, [\$45,432] \$58,212; in all (acts Mar. 8, 1911, vol. 36, p. 1185; Feb. 27, 1925, vol. 43, p. 1028)-----				\$96,212.00	\$83,432.00
	Estimated expenditures, 1927 appropriation	Estimated expenditures, 1926 appropriation	Expended and obligated, 1925		
Field service:					
Salaries and wages—	Average—	Average—	Average—		
Salary range, \$7,500 and over—	No. Salary	No. Salary	No. Salary		
Chief Justice.....	1 \$8,000	1 \$8,000	1 \$8,000		
Judges.....	4 7,500	4 7,500	4 7,500		
Auditor.....	1 5,250				
Salary range, \$3,800 to \$5,000; average, \$4,400—					
Chief clerk.....	1 5,000	1 5,000	1 5,000		
Auditor.....	1 5,000				
Salary range, \$3,300 to \$3,900; average, \$3,600—					
Assistant clerk.....	1 3,500	1 3,500	1 3,500		
Salary range, \$2,700 to \$3,300; average, \$3,000—					
Auditor.....	1 2,750				
Salary range, \$2,100 to \$2,700; average, \$2,400—					
Clerical assistant and custodian of building.....	1 2,200	1 2,200	1 2,200		
Salary range, \$1,860 to \$2,400; average, \$2,100—					
Clerical assistant.....	1 2,000	1 2,000	1 2,000		
Stenographers.....	6 2,000	6 2,000	4 ¹ / ₂ 2,000		
Bailiff.....	1 2,000	1 2,000	1 2,000		
Salary range, \$1,680 to \$2,040; average, \$1,860—					
Clerical assistants.....	2 1,860	2 1,860	2 1,860		
Salary range, \$1,140 to \$1,500; average, \$1,320—					
Firemen.....	3 1,260	3 1,260	3 1,260		
Watchmen.....	3 1,200	3 1,200	3 1,200		
Salary range, \$1,020 to \$1,260; average, \$1,140—					
Chief messenger.....	1 1,260	1 1,260	1 ¹ / ₂ 1,260		
Assistant messengers.....	2 1,080	2 1,080	2 1,080		
Elevator operator.....	1 1,080	1 1,080	1 1,080		
Laborers.....	2 1,080	2 1,080	2 1,080		
Salary range, \$240 to \$420; average, \$330—					
Charwomen.....	2 376	2 376	1 ¹ / ₂ 376		
Total average number of employees.....	135	32	30 ¹ / ₂		
Total salaries and wages, field service.....	96,212	83,212	79,815		
¹ Three positions aggregating \$13,000 transferred from "Auditors, Court of Claims."					
Printing and Binding, Court of Claims— For printing and binding for the Court of Claims (act Feb. 27, 1925, vol. 43, p. 1028; Mar. 4, 1925, vol. 43, p. 1332)-----				40,000.00	45,000.00
	Estimated expenditures, 1927 appropriation	Estimated expenditures, 1926 appropriation	Expended and obligated, 1925		
0200 Stationery.....	\$360.00	\$360.00	\$358.77		
0800 Printing and binding.....	39,640.00	44,640.00	41,432.78		
Total.....	40,000.00	45,000.00	41,791.55		
Auditors, Court of Claims— For auditors and additional stenographers, when deemed necessary, in the Court of Claims, to be disbursed under the direction of the court]-----					12,000.00
	Estimated expenditures, 1927 appropriation	Estimated expenditures, 1926 appropriation	Expended and obligated, 1925		
Field service:					
Salaries and wages—	Average—	Average—	Average—		
Salary range, \$5,200 to \$6,000; average, \$5,600—	No. Salary	No. Salary	No. Salary		
Auditor.....	1 \$5,250				
Salary range, \$3,800 to \$5,000; average, \$4,400—					
Auditor.....	1 4,000	2 4,620			
Salary range, \$2,400 to \$3,000; average, \$2,700—					
Auditor.....	1 2,750	1 2,500			
Salary range, \$1,860 to \$2,400; average, \$2,100—					
Stenographer.....		1 2,000			
Total average number of employees.....		3	4		
Total salaries and wages, field service.....		12,000	13,740		

Estimates of appropriations required for the service of the fiscal year ending June 30, 1927—Continued

General object (title of appropriation), date of acts, references to Statutes at Large, or to Revised Statutes, and estimated amount required for each detailed object				Total amount to be appropriated under each head of appropriation	Amount appropriated for the fiscal year ending June 30, 1926
Contingent Expenses, Court of Claims— For stationery, court library, repairs, including repairs to bicycles, fuel, electric light, electric elevator, and other miscellaneous expenses (<i>act Feb. 27, 1925, vol. 43, p. 1028</i>)				\$6, 600. 00	\$6, 600. 00
	Estimated expenditures, 1927 appropriation	Estimated expenditures, 1926 appropriation	Expended and obligated, 1925		
Supplies and materials:					
0200 Stationery and office supplies.....	\$1, 200. 00	\$1, 200. 00	\$1, 197. 12		
0230 Fuel.....	1, 100. 00	1, 100. 00	1, 070. 93		
0280 Sundry supplies.....	600. 00	600. 00	579. 98		
02 Total supplies and materials.....	2, 900. 00	2, 900. 00	2, 848. 03		
Communication service:					
0500 Telegraph service.....	2. 00	2. 00	1. 25		
0510 Telephone service.....	648. 00	648. 00	613. 70		
05 Total communication service.....	650. 00	650. 00	614. 95		
06 Travel expenses.....	42. 00	42. 00	42. 00		
10 Furnishing heat, light, power, water, electricity.....	800. 00	800. 00	727. 81		
12 Repairs and alterations.....	1, 400. 00	1, 400. 00	1, 642. 98		
13 Special and miscellaneous current expenses.....	200. 00	200. 00	173. 16		
Equipment:					
3000 Office machines.....	150. 00	150. 00	148. 00		
3010 Furniture, furnishings, and fixtures.....	370. 00	370. 00	320. 07		
3020 Educational, scientific, etc., equipment.....	88. 00	88. 00	83. 00		
30 Total equipment.....	608. 00	608. 00	551. 07		
Total.....	6, 600. 00	6, 600. 00	6, 600. 00		
[Repairs to Building, Court of Claims— For repairs to roof of annex building and for painting interior of main building, to be expended under the supervision of the Architect of the Capitol]					5, 660. 00
	Estimated expenditures, 1927 appropriation	Estimated expenditures, 1926 appropriation	Expended and obligated, 1925		
12 Repairs.....		\$5, 660. 00			
Salaries and Expenses of Commissioners, Court of Claims— For expenses of commissioners of the Court of Claims, including salaries of seven commissioners, at \$5,000 each, travel expenses, compensation of stenographers authorized by the court, and for stenographic and other fees and charges necessary in the taking of testimony and in the performance of the duties prescribed in the act entitled "An act to authorize the appointment of commissioners by the Court of Claims and to prescribe their powers and compensation," approved February 24, 1925 (<i>act Feb. 24, 1925, vol. 43, p. 964; Mar. 4, 1925, vol. 43, p. 1332</i>)				69, 000. 00	
	Estimated expenditures, 1927 appropriation	Estimated expenditures, 1926 appropriation	Expended and obligated, 1925		
Field service:					
Salaries and wages—					
Salary range, \$3,800 to \$5,000; average, \$4,400—	Average—	Average—	Average—		
Commissioners.....	No. 7 Salary \$5, 000	No. 7 Salary \$5, 000	No. 1, 1/2 Salary \$4, 783		
Salary range, \$1,860 to \$2,400; average, \$2,100—					
Stenographers.....	3 1, 860	3 1, 860	1, 472		
01 Total average number of employees.....	10	10	2		
Total salaries and wages, field service.....	40, 580. 00	40, 580. 00	8, 463. 00		
Travel expenses:					
0615 Transportation.....	13, 000. 00	9, 000. 00	24. 72		
0616 Subsistence.....	15, 420. 00	10, 926. 48	5. 80		
06 Total travel expenses.....	28, 420. 00	19, 926. 48	30. 52		
Total.....	69, 000. 00	60, 506. 00	8, 493. 52		

¹ Payable from appropriation for 1925 and 1926.

Estimates of appropriations required for the service of the fiscal year ending June 30, 1927—Continued

General object (title of appropriation), date of acts, references to Statutes at Large, or to Revised Statutes, and estimated amount required for each detailed object				Total amount to be appropriated under each head of appropriation	Amount appropriated for the fiscal year ending June 30, 1926
TERRITORIAL COURTS					
<i>Salaries, Judges, Marshals, etc., Territory of Alaska—</i>					
Alaska: Four judges, at \$7,500 each (<i>acts June 6, 1900, vol. 31, p. 321, secs. 1-10; Mar. 3, 1909, vol. 35, p. 838, secs. 1-23; July 16, 1914, vol. 38, p. 509, sec. 6; May 29, 1920, vol. 41, p. 674; sec. 1; Feb. 27, 1925, vol. 43, p. 1029</i>)				\$30,000.00	
Four attorneys, at \$5,000 each (<i>same acts</i>)				20,000.00	
Four marshals, at \$4,000 each (<i>same acts</i>)				16,000.00	
Four clerks, at \$3,800 each (<i>same acts</i>)				15,200.00	
				\$81,200.00	\$81,200.00
	Estimated expenditures, 1927 appropriation	Estimated expenditures, 1926 appropriation	Expended and obligated, 1925		
Field service:	<i>Average—</i>	<i>Average—</i>	<i>Average—</i>		
Salaries and wages—	No. Salary	No. Salary	No. Salary		
Salary range, \$7,500 and over—	4 \$7,500	4 \$7,500	4 \$7,500		
Judges					
Salary range, \$3,800 to \$5,000; average, \$4,400—	4 5,000	4 5,000	34½ 5,000		
Attorneys	4 4,000	4 4,000	4 4,000		
Marshals					
Salary range, \$3,300 to \$3,900; average, \$3,600—	4 3,800	4 3,800	4 3,500		
Clerks					
Total average number of employees	16	16	154½		
01 Total salaries and wages, field service	81,200.00	81,200.00	79,680.56		
<i>Salaries, Justices and Judges, Territory of Hawaii—</i>					
Hawaii: Chief Justice (<i>acts Apr. 20, 1920, vol. 31, pp. 157-159, secs. 82, 92; May 27, 1910, vol. 36, p. 448, sec. 8; July 16, 1914, vol. 38, p. 509, sec. 6; Feb. 27, 1925, vol. 43, p. 1029</i>)				7,500.00	
Two associate justices, at \$7,000 each (<i>same acts</i>)				14,000.00	
For judges of circuit courts, at \$6,000 each (<i>same acts</i>)				48,000.00	
				69,500.00	69,500.00
	Estimated expenditures, 1927 appropriation	Estimated expenditures, 1926 appropriation	Expended and obligated, 1925		
Field service—	<i>Average—</i>	<i>Average—</i>	<i>Average—</i>		
Salary range, \$6,000 to \$7,500; average, \$6,750—	No. Salary	No. Salary	No. Salary		
Chief justice	1 \$7,500	1 \$7,500	1 \$7,500		
Associate justices	2 7,000	2 7,000	2 7,000		
Judges	8 6,000	8 6,000	8 6,000		
Total average number of employees	11	11	11		
01 Total salaries and wages, field service	69,500	69,500	69,500		
Total, Judicial, salaries, etc				2,127,122.00	2,000,212.00

Estimates of appropriations required for the service of the fiscal year ending June 30, 1927—Continued

General object (title of appropriation), date of acts, references to Statutes at Large, or to Revised Statutes, and estimated amount required for each detailed object				Total amount to be appropriated under each head of appropriation	Amount appropriated for the fiscal year ending June 30, 1926
UNITED STATES COURTS					
Salaries, Fees, and Expenses of Marshals, United States Courts— For salaries, fees, and expenses of United States marshals and their deputies, including services rendered in behalf of the United States or otherwise, services in Alaska in collecting evidence for the United States when so specially directed by the Attorney General; and maintenance, alteration, repair, and operation of motor-driven passenger-carrying vehicles used in connection with the transaction of the official business of the United States marshal for the District of Columbia, [\$3,500,000] \$3,300,000, including not to exceed \$3,500 for the purchase of a motor-driven passenger-carrying van for the official use of the office of the United States marshal for the southern district of New York in the transportation of prisoners: Provided, That there shall be paid hereunder any necessary cost of keeping vessels or other property attached or libeled in admiralty in such amount as the court, on petition setting forth the facts under oath, may allow: Provided further, That marshals and office deputy marshals (except in the district of Alaska) may be granted a per diem of not to exceed \$4 in lieu of subsistence, instead of, but under the conditions prescribed for, the present allowance for actual expenses of subsistence (acts May 28, 1896, vol. 29, p. 179, secs. 6, 16; Feb. 27, 1925, vol. 43, p. 1028)				\$3, 300, 000. 00	\$3, 500, 000. 00
	Estimated expenditures, 1927 appropriation	Estimated expenditures, 1926 appropriation	Expended and obligated, 1925		
Field service:					
Salaries and wages—	Average—	Average—	Average—		
Salary range, \$6,000 to \$7,500; average, \$6,750—	No. Salary	No. Salary	No. Salary		
Marshals.....	4 \$6, 437.50	4 \$6, 437.50	4 \$6, 437.50		
Salary range, \$5,200 to \$6,000; average, \$5,600—					
Marshals.....	12 5, 562.50	12 5, 562.50	11 $\frac{1}{2}$ 5, 500.00		
Salary range, \$3,800 to \$5,000; average, \$4,400—					
Marshals.....	51 4, 303.92	51 4, 303.92	50 $\frac{1}{2}$ 4, 317.00		
Salary range, \$3,300 to \$3,900; average, \$3,600—					
Marshals.....	3 3, 750.00	3 3, 750.00	2 3, 750.00		
Salary range, \$3,000 to \$3,600; average, \$3,300—					
Marshals.....	14 3, 214.28	14 3, 214.28	15 3, 263.00		
Deputy marshals.....	2 3, 000.00	2 3, 000.00	2 $\frac{1}{2}$ 3, 021.00		
Salary range, \$2,700 to \$3,300; average, \$3,000—					
Deputies.....	5 2, 860.00	5 2, 860.00	6 2, 979.00		
Salary range, \$2,400 to \$3,000; average, \$2,700—					
Deputy marshals.....	15 2, 700.00	15 2, 700.00	14 $\frac{1}{2}$ 2, 705.00		
Salary range, \$2,100 to \$2,700; average, \$2,400—					
Deputy marshals.....	66 2, 483.30	66 2, 483.30	66 $\frac{1}{2}$ 2, 485.00		
Salary range, \$1,860 to \$2,400; average, \$2,111.42—					
Deputy marshals.....	53 2, 146.04	53 2, 146.04	49 $\frac{1}{2}$ 2, 139.00		
Salary range, \$1,680 to \$2,040; average, \$1,860—					
Deputy marshals.....	72 1, 866.11	72 1, 866.11	71 $\frac{1}{2}$ 1, 827.00		
Salary range, \$1,500 to \$1,860; average, \$1,680—					
Deputy marshals.....	152 1, 667.00	152 1, 693.00	151 $\frac{1}{2}$ 1, 659.00		
Salary range, \$1,320 to \$1,680; average, \$1,500—					
Deputy marshals.....	516 1, 476.00	518 1, 504.00	491 $\frac{1}{2}$ 1, 469.00		
Salary range, \$1,140 to \$1,500; average, \$1,320—					
Deputies.....	21 1, 198.09	21 1, 198.09	23 $\frac{1}{2}$ 1, 192.00		
Salary range, \$1,020 to \$1,260; average, \$1,140—					
Deputies.....	8 1, 047.50	8 1, 047.50	8 $\frac{1}{2}$ 1, 077.00		
Salary range, \$900 to \$1,140; average, \$1,020—					
Deputies.....	4 995.00	4 995.00	3 987.78		
Salary range, \$780 to \$1,020; average, \$900—					
Deputies.....	2 820.00	2 820.00			
Salary range, \$600 to \$780; average, \$690—					
Deputies.....			1 740.00		
Temporary and per diem employees—					
Deputies.....	10 594.00	10 594.00	4 $\frac{1}{2}$ 1, 302.00		
Total average number of employees.....	1, 010	1, 012	977 $\frac{1}{2}$		
Total salaries and wages, field service.....	1, 900, 730.00	1, 922, 160.00	1, 854, 715.36		
Guarding and destroying seized property.....	19, 270.00	175, 000.00	150, 898.00		
Fees and miscellaneous sporadic temporary services.....	30, 000.00	35, 000.00	31, 776.00		
01 Total personal services.....	1, 950, 000.00	2, 132, 160.00	2, 037, 389.36		
Supplies and materials:					
0200 Stationery and office.....	940.00	940.00	943.33		
0210 Medical and hospital.....	5.00	5.00	5.00		
0230 Scientific and educational.....	100.00	100.00	100.42		
0230 Fuel.....	8, 000.00	8, 000.00	7, 766.46		
0270 Ammunition.....	135.00	135.00	135.29		
0280 Sundry.....	4, 033.00	4, 033.00	4, 073.09		
02 Total supplies and materials.....	13, 213.00	13, 213.00	13, 023.59		
03 Subsistence.....	415.00	415.00	413.60		
04 Storage of seized vehicles, etc.....	5, 500.00	5, 500.00	5, 415.64		
Communication service:					
0500 Telegraph service.....	3, 000.00	3, 000.00	2, 964.44		
0510 Telephone service.....	33, 900.00	33, 900.00	33, 887.83		
0520 Other communication service.....	6, 000.00	6, 000.00	6, 003.86		
05 Total communication service.....	42, 900.00	42, 900.00	42, 856.13		
06 Travel expenses.....	1, 172, 160.00	1, 190, 000.00	1, 191, 420.08		

Estimates of appropriations required for the service of the fiscal year ending June 30, 1927—Continued

General object (title of appropriation), date of acts, references to Statutes at Large, or to Revised Statutes, and estimated amount required for each detailed object	Total amount to be appropriated under each head of appropriation	Amount appropriated for the fiscal year ending June 30, 1926
--	--	--

Salaries, Fees, and Expenses of Marshals, United States Courts—Continued.

	Estimated expenditures, 1927 appropriation	Estimated expenditures, 1926 appropriation	Expended and obligated, 1925
Transportation of things:			
07 Seized property.....	\$7,000.00	\$7,000.00	\$6,821.51
07 Other items.....	3,100.00	3,100.00	3,079.04
07 Total transportation of things (service).....	10,100.00	10,100.00	9,900.55
08 0820 Stenographic work (job).....			25.35
Advertising:			
09 Seized property.....	18,500.00	18,500.00	17,638.18
09 Other items.....	2,400.00	2,400.00	2,357.77
09 Total advertising.....	20,900.00	20,900.00	19,995.95
10 Heat, light, power, etc.....	2,150.00	2,150.00	2,162.41
Rents:			
1100 Buildings.....	200.00	200.00	202.54
1110 Other.....	8,700.00	8,700.00	8,746.60
11 Total rents.....	8,900.00	8,900.00	8,949.14
12 Repairs and alterations.....	1,300.00	1,300.00	1,303.93
Special and miscellaneous current expenses:			
13 Storage of seized property other than vehicles.....	69,000.00	69,000.00	64,099.50
13 Insurance on seized property.....	350.00	350.00	344.90
13 Other items.....	2,000.00	2,000.00	2,037.67
13 Total special and miscellaneous current expenses.....	71,350.00	71,350.00	66,482.07
Equipment:			
3010 Furniture, furnishings, and fixtures.....	150.00	150.00	165.70
3020 Educational, scientific, and recreational equipment.....	12.00	12.00	12.00
3050 Other equipment.....	950.00	950.00	957.41
30 Total equipment.....	1,112.00	1,112.00	1,135.11
Total.....	3,300,000.00	3,500,000.00	3,400,472.55

Salaries and Expenses of District Attorneys, United States Courts—

For salaries of United States district attorneys and expenses of United States district attorneys and their regular assistants, including the office expenses of United States district attorneys in Alaska, and for salaries of regularly appointed clerks to United States district attorneys for services rendered during vacancy in the office of the United States district attorney, \$1,-334,000, of which not to exceed \$1,114,000 may be expended for personal services: *Provided, That United States district attorneys and their regular assistants may be granted a per diem of not to exceed \$4 in lieu of subsistence, instead of, but under the conditions prescribed for, the present allowance for actual expenses of subsistence (act Feb. 27, 1925, vol. 43, p. 1029)*

\$1, 334, 000. 00

\$1, 334, 000. 00

	Estimated expenditures, 1927 appropriation	Estimated expenditures, 1926 appropriation	Expended and obligated, 1925
Field service:			
Salaries and wages—			
Salary range, \$7,500 and over—			
Attorneys.....	Average— No. 3 Salary \$9,667.00	Average— No. 3 Salary \$9,667.00	Average— No. 3 Salary \$9,380.00
Salary range, \$6,000 to \$7,500; average, \$6,750—			
Attorneys.....	11 6,955.00	11 6,955.00	10½ 6,901.00
Salary range, \$5,200 to \$6,000; average, \$5,600—			
Attorneys.....	19 5,789.00	19 5,789.00	19 5,832.00
Salary range, \$3,800 to \$5,000; average, \$4,400—			
Attorneys.....	51 4,608.00	51 4,608.00	50½ 4,589.00
Salary range, \$3,000 to \$3,600; average, \$3,300—			
Clerks.....	2 3,250.00	2 3,250.00	2 3,271.00
Salary range, \$2,700 to \$3,300; average, \$3,000—			
Clerks.....	1 3,200.00	1 3,200.00	1 3,091.66
Salary range, \$2,400 to \$3,000; average, \$2,700—			
Clerks.....	2 2,650.00	2 2,650.00	3 2,545.00
Salary range, \$2,100 to \$2,700; average, \$2,400—			
Clerks.....	7 2,486.00	7 2,486.00	6½ 2,385.00
Salary range, \$1,860 to \$2,400; average, \$2,100—			
Clerks.....	21 2,205.00	21 2,205.00	19½ 2,149.00
Salary range, \$1,680 to \$2,040; average, \$1,860—			
Clerks.....	48 1,854.00	48 1,854.00	49½ 1,842.00
Salary range, \$1,500 to \$1,860; average, \$1,680—			
Clerks.....	101 1,603.00	101 1,603.00	90½ 1,610.00
Salary range, \$1,300 to \$1,680; average, \$1,500—			
Clerks.....	177 1,337.00	177 1,337.00	148½ 1,453.00

Estimates of appropriations required for the service of the fiscal year ending June 30, 1927—Continued

General object (title of appropriation), date of acts, references to Statutes at Large, or to Revised Statutes, and estimated amount required for each detailed object				Total amount to be appropriated under each head of appropriation	Amount appropriated for the fiscal year ending June 30, 1925
<i>Salaries and Expenses of District Attorneys, United States Courts—Continued.</i>					
	Estimated expenditures, 1927 appropriation	Estimated expenditures, 1926 appropriation	Expended and obligated, 1925		
Field service—Continued.					
Salaries and wages—Continued.					
Salary range, \$1,140 to \$1,500; average, \$1,320—	Average—	Average—	Average—		
Clerks.....	No. Salary	No. Salary	No. Salary		
Salary range, \$1,020 to \$1,260; average, \$1,040—	43 \$1,270.00	43 \$1,270.00	44 \$1,252.00		
Clerks.....	10 1,050.00	10 1,050.00	12 1,067.00		
Salary range, \$900 to \$1,140; average, \$1,000—	5 900.00	5 900.00	3 922.00		
Clerks.....	10 779.00	11 769.00	10 774.00		
Salary range, \$600 to \$780; average, \$690—					
Clerks.....					
Per diem employees—					
Clerks.....					
Total average number of employees.....	511	512	474 1/2		
01 Total salaries and wages, field service.....	1,114,000.00	1,114,670.00	1,060,381.00		
Supplies and materials:					
0200 Stationery and office.....	500.00	500.00	485.71		
0230 Fuel.....	650.00	650.00	635.65		
0280 Sundry.....	350.00	350.00	329.14		
02 Total supplies and materials.....	1,500.00	1,500.00	1,450.50		
Communication service:					
0500 Telegraph.....	8,500.00	8,500.00	8,439.66		
0510 Telephone.....	46,650.00	46,650.00	45,622.56		
0520 Other.....	575.00	575.00	575.42		
05 Total communication service.....	55,725.00	55,725.00	54,637.64		
06 Travel expenses.....	157,670.00	131,000.00	121,191.06		
07 Transportation of things.....	705.00	705.00	705.07		
08 Stenographic job work.....	100.00	100.00	94.90		
09 Advertising and publication of notices.....	215.00	215.00	214.20		
10 Heat, light, power, etc.....	1,450.00	1,450.00	1,387.17		
11 Rents, other than buildings.....	375.00	375.00	372.13		
12 Repairs and alterations.....	515.00	515.00	514.72		
13 Special and miscellaneous current expenses.....	525.00	525.00	525.30		
Equipment:					
3010 Furniture, furnishings, and fixtures.....	980.00	980.00	982.41		
3020 Educational, scientific and recreational.....	60.00	60.00	58.20		
3050 Other.....	180.00	180.00	181.25		
30 Total equipment.....	1,220.00	1,220.00	1,221.86		
Reserve.....		26,000.00			
Total.....	1,334,000.00	1,334,000.00	1,242,695.55		
<i>Pay of Regular Assistant Attorneys, United States Courts—</i>					
For regular assistants to United States district attorneys who are appointed by the Attorney General at a fixed annual compensation (<i>act Feb. 27, 1925, vol. 43, p. 1029</i>).....				\$1,115,000.00	\$919,000.00
	Estimated expenditures, 1927 appropriation	Estimated expenditures, 1926 appropriation	Expended and obligated, 1925		
Field service:					
Salaries and wages—					
Salary range, \$6,000 to \$7,500; average, \$6,750—	Average—	Average—	Average—		
Assistant attorneys.....	No. Salary	No. Salary	No. Salary		
Salary range, \$3,900 to \$5,000; average, \$4,400—	1 \$7,500	1 \$7,500	1 \$7,438		
Assistant attorneys.....	24 4,067	19 4,137	12 3,874		
Salary range, \$3,000 to \$3,800; average, \$3,300—	94 3,165	67 3,230	49 3,067		
Assistant attorneys.....	236 2,686	196 2,745	166 2,759		
Salary range, \$2,400 to \$3,000; average, \$2,700—	36 2,180	36 2,180	20 2,021		
Assistant attorneys.....					
Salary range, \$1,860 to \$2,400; average, \$2,100—					
Assistant attorneys.....					
Total average number of employees.....	391	319	240 1/2		
01 Total salaries and wages, field service.....	1,115,000.00	919,000.00	707,554.00		
The difference between 1927 and 1926 is due to increase in force, \$196,000.					

Estimates of appropriations required for the service of the fiscal year ending June 30, 1927—Continued

General object (title of appropriation), date of acts, references to Statutes at Large, or to Revised Statutes, and estimated amount required for each detailed object				Total amount to be appropriated under each head of appropriation	Amount appropriated for the fiscal year ending June 30, 1926
<p><i>Pay of Special Assistant Attorneys, United States Courts—</i> For assistants to the Attorney General and to United States district attorneys employed by the Attorney General to aid in special cases, [including not to exceed \$60,180 for clerical help for such assistants in the District of Columbia,] and for payment of foreign counsel employed by the Attorney General in special cases (such counsel shall not be required to take oath of office in accordance with section 366, Revised Statutes of the United States), [\$650,000] \$441,000, [of which not to exceed \$300,000 shall be available for legal services in the District of Columbia]: <i>Provided</i>, That the amount paid as compensation out of the funds herein appropriated to any person employed hereunder shall not exceed \$10,000: [Provided further, That not more than \$150,000 of the \$650,000 herein appropriated shall be available for special counsel to enforce the national prohibition act] (act Feb. 27, 1925, vol. 43, p. 1029)</p>				\$441,000.00	\$650,000.00
	Estimated expenditures, 1927 appropriation	Estimated expenditures, 1926 appropriation	Expended and obligated, 1925		
Departmental service:					
Salaries—					
Professional service—					
Grade 7, \$7,500 and over—	Average—	Average—	Average—		
Special attorneys.....	No. Salary	No. Salary	No. Salary		
Grade 6, \$6,000 to \$7,500; average, \$6,750—	2 \$10,000	2 \$10,000	2 1/2 \$10,000		
Chief attorneys.....	9 6,389	9 6,389	7 1/2 6,795		
Grade 5, \$5,200 to \$6,000; average, \$5,600—	15 5,307	15 5,307	13 1/2 5,272		
Senior attorneys.....	18 4,067	18 4,067	23 1/2 4,226		
Grade 4, \$3,800 to \$5,000; average, \$4,400—	1 3,000	1 3,000	1 1/2 3,153		
Attorneys.....					
Grade 3, \$3,000 to \$3,600; average, \$3,300—					
Associate attorney.....					
Grade 2, \$2,400 to \$3,000; average, \$2,700—					
Assistant attorney.....					
Grade 1, \$1,860 to \$2,400; average, \$2,111.42—					
Junior attorney.....	1 1,860	1 1,860	1 1/2 2,337		
Clerical, administrative, and fiscal service—					
Grade 7, \$2,400 to \$3,000; average, \$2,700—					
Junior administrative assistant.....					
Grade 6, \$2,100 to \$2,700; average, \$2,400—					
Principal clerks.....	2 2,100	2 2,100	1 2,400		
Grade 5, \$1,860 to \$2,400; average, \$2,111.42—					
Senior clerks.....	2 2,200	2 2,200	2 1/2 1,961		
Head stenographer.....	1 1,860	1 1,860	1 1/2 2,100		
Grade 4, \$1,680 to \$2,040; average, \$1,860—					
Principal stenographers.....	6 1,830	6 1,830	2 1/2 1,812		
Clerk-stenographer.....	2 1,950	2 1,950	2 1/2 1,800		
Grade 3, \$1,500 to \$1,860; average, \$1,680—					
Assistant clerks.....					
Senior stenographers.....	7 1,611	7 1,611	2 1/2 1,547		
Assistant clerk-stenographers.....	4 1,680	4 1,680	4 1,605		
Grade 3, \$1,320 to \$1,680; average, \$1,500—					
Junior clerks.....	2 1,500	2 1,500	3 1,656		
Junior stenographers.....	2 1,320	2 1,320	2 1,500		
Junior clerk-typists.....	5 1,488	5 1,488	2 1/2 1,404		
Junior clerk-stenographers.....					
Grade 3, \$1,140 to \$1,500; average, \$1,320—					
Junior typist.....					
Total average number of employees.....		79	78 1/2		
Total salaries, departmental service.....		291,080.00	303,726.00		
Professional compensation to be determined.....		20,500.00	10,600.00		
Total salaries, departmental service.....		311,580.00	314,326.00		
Field service:					
Salaries and wages—					
Salary range, \$7,500 and over—					
Special assistant attorneys.....	8 9,564	8 9,564	2 1/2 7,983		
Salary range, \$6,000 to \$7,500; average, \$6,750—					
Special assistant attorneys.....	8 6,063	8 6,063	7 1/2 6,000		
Salary range, \$5,200 to \$6,000; average, \$5,600—					
Special assistant attorneys.....	2 5,450	2 5,450	1 5,513		
Salary range, \$3,800 to \$5,000; average, \$4,400—					
Special assistant attorneys.....					
Salary range, \$3,000 to \$3,600; average, \$3,300—					
Special assistant attorneys.....					
Salary range, \$2,400 to \$3,000; average, \$2,700—					
Special assistant attorneys.....					
Salary range, \$1,860 to \$2,400; average, \$2,111.42—					
Special assistant attorneys.....					
Total average number of employees.....	18 1/2	53 1/2	82 1/2		
Total salaries and wages, field service.....	140,650.00	267,140.00	301,804.00		
Professional compensation to be determined.....	250,350.00		290,000.00		
Total salaries and wages, field service.....	391,000.00	267,140.00	591,804.00		
01 Total personal services.....	391,000.00	578,720.00	906,130.00		
The difference between 1927 and 1926 is due to decrease in positions transferred, \$187,720.....	50,000.00				
06 Travel expenses.....	78,000.00	71,280.00	78,229.64		
Total.....	441,000.00	650,000.00	984,359.64		

Estimates of appropriations required for the service of the fiscal year ending June 30, 1927—Continued

General object (title of appropriation), date of acts, references to Statutes at Large, or to Revised Statutes, and estimated amount required for each detailed object				Total amount to be appropriated under each head of appropriation	Amount appropriated for the fiscal year ending June 30, 1926
Salaries and Expenses of Clerks, United States Courts— For salaries of clerks of United States circuit courts of appeals and United States district courts, their deputies and other assistants, expenses of travel and subsistence, and other expenses of conducting their respective offices, in accordance with the provisions of the act approved February 26, 1919, and the act approved June 1, 1922, making appropriations for the Departments of State and Justice and for the judiciary for the fiscal year ending June 30, 1923, [\$1,758,000] \$1,750,000, of which not to exceed \$1,670,000 may be expended for personal services: Provided, That per diem in lieu of subsistence not to exceed \$4 may be granted to deputy clerks and clerical assistants to clerks of United States district courts, instead of but under conditions applicable to the allowance for actual expenses of subsistence, as provided in the above-mentioned act of February 26, 1919 (R. S., p. 155, sec. 828; acts Feb. 26, 1919, vol. 40, p. 1182, secs. 1, 9; Feb. 27, 1925, vol. 43, p. 1030)				\$1, 750, 000. 00	\$1, 758, 000. 00
	Estimated expenditures, 1927 appropriation	Estimated expenditures, 1926 appropriation	Expended and obligated, 1925		
Field service:					
Salaries and wages—					
Salary range, \$6,000 to \$7,500; average, \$6,750—					
Clerks	No. 10	Average—Salary \$6,100	No. 10	Average—Salary \$6,100	
Salary range, \$5,200 to \$6,000; average, \$5,600—					
Clerks	16	5, 288	16	5, 288	
Salary range, \$3,800 to \$5,000; average, \$4,400—					
Clerks	67	4, 359	67	4, 359	79 ¹ / ₂ \$4, 487
Salary range, \$3,000 to \$3,600; average, \$3,300—					
Clerks	5	3, 240	5	3, 240	11 3, 489
Deputy clerks					7 ¹ / ₂ 3, 297
Clerical assistant					1 3, 000
Salary range, \$2,700 to \$3,300; average, \$3,000—					
Deputy clerks	16	2, 819	16	2, 819	16 2, 790
Salary range, \$2,400 to \$3,000; average, \$2,700—					
Deputy clerks	9	2, 833	9	2, 833	11 2, 771
Clerical assistants	12	2, 666	12	2, 666	8 ¹ / ₂ 2, 655
Salary range, \$2,100 to \$2,700; average, \$2,400—					
Deputy clerks	72	2, 378	72	2, 378	71 ¹ / ₂ 2, 372
Clerical assistants	2	2, 100	2	2, 100	1 2, 100
Salary range, \$1,860 to \$2,400; average, \$2,100—					
Deputy clerks	41	2, 184	41	2, 184	45 ¹ / ₂ 2, 138
Clerical assistants	6	2, 037	6	2, 037	6 ¹ / ₂ 2, 019
Salary range, \$1,680 to \$2,040; average, \$1,860—					
Deputy clerks	78	1, 882	78	1, 882	74 ¹ / ₂ 1, 862
Clerical assistants	11	1, 849	11	1, 849	10 ¹ / ₂ 1, 833
Salary range, \$1,500 to \$1,860; average, \$1,680—					
Deputy clerks	91	1, 663	91	1, 663	90 ¹ / ₂ 1, 653
Clerical assistants	29	1, 614	29	1, 614	22 ¹ / ₂ 1, 609
Salary range, \$1,320 to \$1,680; average, \$1,500—					
Deputy clerks	78	1, 482	78	1, 482	76 ¹ / ₂ 1, 448
Clerical assistants	62	1, 416	62	1, 416	58 ¹ / ₂ 1, 389
Salary range, \$1,140 to \$1,500; average, \$1,320—					
Deputy clerks	66	1, 245	66	1, 245	69 ¹ / ₂ 1, 269
Clerical assistants	117	1, 264	117	1, 264	79 ¹ / ₂ 1, 245
Salary range, \$1,020 to \$1,260; average, \$1,140—					
Clerical assistants	7	1, 074	7	1, 074	5 1, 116
Salary range, \$900 to \$1,140; average, \$1,020—					
Deputy clerks	7	921	7	921	4 926
Clerical assistants	3	1, 120	3	1, 120	3 ¹ / ₂ 893
Salary range, \$780 to \$1,020; average, \$900—					
Deputy clerks	10	815	10	815	10 ¹ / ₂ 870
Clerical assistants					2 ¹ / ₂ 886
Salary range, \$600 to \$780; average, \$690—					
Deputy clerks	7	697	7	697	8 690
Clerical assistant	1 ¹ / ₂	600	1 ¹ / ₂	600	1 640
Salary range, \$420 to \$600; average, \$500—					
Deputy clerks	5	542	5	542	4 ¹ / ₂ 610
Clerical assistant	1	480	1	480	1 480
Salary range, \$240 to \$420; average, \$330—					
Deputy clerks	5	356	5	356	5 ¹ / ₂ 353
Clerical assistants					1 ¹ / ₂ 280
Per diem employees	1 ¹ / ₂	1, 510	1 ¹ / ₂	1, 510	1 ¹ / ₂ 1, 341
Total average number of employees	834 ¹ / ₂		834 ¹ / ₂		788 ¹ / ₂
Total salaries and wages, field service	1, 670, 000. 00		1, 670, 450. 00		1, 567, 057. 12
Supplies and materials:					
0200 Stationery and office supplies	900. 00		900. 00		885. 06
0220 Scientific and educational supplies	55. 00		55. 00		55. 05
0280 Sundry supplies	700. 00		700. 00		697. 07
Total supplies and materials	1, 655. 00		1, 655. 00		1, 637. 18
Communication service:					
0500 Telegraphic service	600. 00		600. 00		585. 90
0510 Telephone service	24, 500. 00		24, 500. 00		24, 366. 58
0520 Other communication service	1, 000. 00		1, 000. 00		1, 028. 28
Total communication service	26, 100. 00		26, 100. 00		25, 980. 76
Travel expenses	48, 700. 00		56, 250. 00		51, 805. 96
Transportation of things	500. 00		500. 00		489. 56

Estimates of appropriations required for the service of the fiscal year ending June 30, 1927—Continued

General object (title of appropriation), date of acts, references to Statutes at Large, or to Revised Statutes, and estimated amount required for each detailed object				Total amount to be appropriated under each head of appropriation	Amount appropriated for the fiscal year ending June 30, 1925
<i>Salaries and Expenses of Clerks, United States Courts—Continued.</i>					
	Estimated expenditures, 1927 appropriation	Estimated expenditures, 1926 appropriation	Expended and obligated, 1925		
08 08020 Printing, binding, etc. (stenographic job work).....	\$100.00	\$100.00	\$79.85		
09 Advertising and publication of notices.....	100.00	100.00	100.74		
10 Furnishing of heat, light, and power.....	50.00	50.00	47.50		
11 Rent (other than buildings).....	300.00	300.00	283.13		
12 Repairs and alterations.....	850.00	850.00	847.54		
13 Special and miscellaneous current expenses.....	375.00	375.00	365.12		
Equipment:					
3010 Furniture, furnishings, and fixtures.....	1,120.00	1,120.00	1,109.43		
3050 Other.....	150.00	150.00	141.73		
30 Total equipment.....	1,270.00	1,270.00	1,251.16		
Total.....	1,750,000.00	1,758,000.00	1,649,945.52		
<i>Fees of Commissioners, United States Courts—</i> For fees of United States commissioners and justices of the peace, acting under section 1014, Revised Statutes of the United States (<i>act Feb. 27, 1925, vol. 43, p. 1030</i>).....				\$500,000.00	\$500,000.00
	Estimated expenditures, 1927 appropriation	Estimated expenditures, 1926 appropriation	Expended and obligated, 1925		
01 Statutory fees.....	\$500,000	\$500,000	\$508,971		
<i>Fees of Jurors, United States Courts—</i> For fees of jurors (<i>act Feb. 27, 1925, vol. 43, p. 1030</i>).....				1,575,000.00	1,850,000.00
	Estimated expenditures, 1927 appropriation	Estimated expenditures, 1926 appropriation	Expended and obligated, 1925		
01 Per diem.....	\$1,268,000	\$1,400,000	\$1,244,178		
06 Mileage.....	307,000	350,000	307,773		
Reserve.....		100,000			
Total.....	1,575,000	1,850,000	1,551,952		
<i>Fees of Witnesses, United States Courts—</i> For fees of witnesses and for payment of the actual expenses of witnesses, as provided by section 850, Revised Statutes of the United States, including the fees and expenses of witnesses on behalf of the Government before the Boards of United States General Appraisers, such payments to be made on the certification of the attorney for the United States and to be conclusive as provided in section 850, Revised Statutes of the United States, ["\$1,670,000"] \$1,400,000: Provided, That not to exceed \$10,000 of this amount shall be available for such compensation and expenses of witnesses or informants as may be authorized or approved by the Attorney General, which approval shall be conclusive (<i>act Feb. 27, 1925, vol. 43, p. 1030</i>).....				1,400,000.00	1,670,000.00
	Estimated expenditures, 1927 appropriation	Estimated expenditures, 1926 appropriation	Expended and obligated, 1925		
01 Per diem.....	\$450,000	\$518,400	\$447,348		
Travel expenses:					
Mileage.....	825,000	955,800	814,757		
Actual expenses.....	125,000	145,800	122,163		
06 Total travel expenses.....	950,000	1,101,600	936,920		
Reserve.....		50,000			
Total.....	1,400,000	1,670,000	1,384,268		

Estimates of appropriations required for the service of the fiscal year ending June 30, 1927—Continued

General object (title of appropriation), date of acts, references to Statutes a Large, or to Revised Statutes, and estimated amount required for each detailed object				Total amount to be appropriated under each head of appropriation	Amount appropriated for the fiscal year ending June 30, 1926
Rent of Court Rooms, United States Courts— For rent of rooms for the United States courts and judicial officers (<i>act Feb. 27, 1925, vol. 43, p. 1030</i>)				\$80, 000. 00	\$80, 000. 00
	Estimated expenditures, 1927 appropriation	Estimated expenditures, 1926 appropriation	Expended and obligated, 1925		
11 Rent of buildings	\$80, 000. 00	\$80, 000. 00	\$67, 745. 60		
Pay of Bailiffs, etc., United States Courts— For bailiffs and criers, not exceeding three bailiffs and one crier in each court, except in the southern district of New York and the northern district of Illinois; expenses of circuit and district judges of the United States and the judges of the district courts of the United States in Alaska, Porto Rico, and Hawaii, as provided by section 259 of the act entitled "An act to codify, revise, and amend the laws relating to the judiciary," approved March 3, 1911; meals and lodging for jurors in United States cases, and of bailiffs in attendance upon the same, when ordered by the court, and meals and lodging for jurors in Alaska, as provided by section 193, Title II, of the act of June 6, 1900; and compensation for jury commissioners, \$5 per day, not exceeding three days for any one term of court, [\$348,000] \$330,000: <i>Provided, That no per diem shall be paid to any bailiff or crier unless the court is actually in session and the judge present and presiding or present in chambers (act Feb. 27, 1925, vol. 43, p. 1030)</i>				330, 000. 00	348, 000. 00
	Estimated expenditures, 1927 appropriation	Estimated expenditures, 1926 appropriation	Expended and obligated, 1925		
Per diem of bailiffs	\$130, 000. 00	\$142, 000. 00	\$158, 786. 00		
Per diem of criers	25, 000. 00	31, 500. 00	35, 604. 00		
Per diem of jury commissioners	5, 000. 00	5, 000. 00	4, 990. 00		
01 Total personal services	160, 000. 00	178, 500. 00	199, 380. 00		
03 Meals and lodging for jurors	35, 000. 00	35, 000. 00	33, 148. 69		
Travel expenses:					
Expenses of judges, transportation	35, 500. 00	35, 500. 00	35, 345. 34		
Expenses of judges, maintenance	99, 500. 00	99, 000. 00	98, 388. 29		
06 Total travel expenses	135, 000. 00	134, 500. 00	133, 733. 63		
Total	330, 000. 00	348, 000. 00	366, 262. 22		
Miscellaneous Expenses, United States Courts— For such miscellaneous expenses as may be authorized or approved by the Attorney General, for the United States courts and their officers, including experts at such rates of compensation as may be authorized or approved by the Attorney General, including also so much as may be necessary in the discretion of the Attorney General for such expenses in the District of Alaska and in courts other than Federal courts, [\$925,000] \$755,000, of which not to exceed \$565,000 may be expended for personal services (<i>act Feb. 27, 1925, vol. 43, p. 1030</i>)				755, 000. 00	925, 000. 00
	Estimated expenditures, 1927 appropriation	Estimated expenditures, 1926 appropriation	Expended and obligated, 1925		
SUPREME COURT OF THE UNITED STATES					
Field service:					
Salaries and wages—	Average—	Average—	Average—		
Salary range, \$3,000 to \$3,600; average, \$3,300—	No. Salary	No. Salary	No. Salary		
Assistant chief clerk	1 \$3, 570	1 \$3, 570	1 \$3, 570		
Librarian and file clerk	1 3, 420	1 3, 420	1 3, 420		
Salary range, \$2,400 to \$3,000; average, \$2,700—					
Crier and assistant chief clerk	1 2, 880	1 2, 880	1 2, 880		
Salary range, \$1,860 to \$2,400; average, \$2,100—					
Engineer and electrician	1 2, 142	1 2, 142	1 2, 142		
Salary range, \$1,680 to \$2,040; average, \$1,860—					
Attendant in court room	1 1, 730	1 1, 730	1 1, 730		
Messengers	15 1, 730	15 1, 730	15 1, 730		
Doorkeepers	3 1, 730	3 1, 730	3 1, 730		
Salary range, \$1,140 to \$1,500; average, \$1,320—					
Pages	2½ 1, 320	2½ 1, 320	2½ 1, 320		
Salary range, \$1,020 to \$1,260; average, \$1,140—					
Skilled laborers	2 1, 140	2 1, 140	2 1, 140		
Total average number of employees	27½	27½	27½		
Total salaries and wages, field service	50, 902	50, 902	50, 752		
Other personal services			177		
01 Total personal services		50, 902	50, 929		

Estimates of appropriations required for the service of the fiscal year ending June 30, 1927—Continued

General object (title of appropriation), date of acts, references to Statutes at Large, or to Revised Statutes, and estimate amount required for each detailed object				Total amount to be appropriated under each head of appropriation	Amount appropriated for the fiscal year ending June 30, 1926
<i>Miscellaneous Expenses, United States Courts—Continued.</i>					
	Estimated expenditures, 1927 appropriation	Estimated expenditures, 1926 appropriation	Expended and obligated, 1925		
SUPREME COURT OF THE UNITED STATES—continued					
Supplies and materials:					
0200 Stationery and office supplies.....		\$725.00	\$724.93		
0210 Medical and hospital supplies.....		25.00	23.91		
0220 Scientific and educational supplies.....		100.00	96.95		
0230 Fuel.....		125.00	120.06		
0240 Wearing apparel.....		10.00	8.75		
0280 Sundry supplies.....		450.00	447.42		
02 Total supplies and materials.....		1,435.00	1,422.02		
04 Subsistence and storage.....		10.00	9.86		
Communication service:					
0500 Telegraph service.....		25.00	20.41		
0510 Telephone service.....		300.00	275.56		
0520 Other communication service.....		100.00	99.50		
05 Total communication service.....		425.00	395.47		
06 Travel expense.....		1,100.00	1,060.98		
07 Transportation of things.....		225.00	220.80		
11 1110 Rents.....		75.00	61.50		
12 Repairs and alterations.....		1,300.00	1,258.36		
13 Special and miscellaneous current expenses.....		1,500.00	1,491.95		
Equipment:					
3010 Furniture, furnishings and fixtures.....		375.00	371.42		
3050 Other.....		475.00	463.55		
30 Total equipment.....		850.00	834.97		
Total.....		57,822.00	57,684.91		
EXCLUSIVE OF SUPREME COURT OF THE UNITED STATES					
Field service:					
Salaries and wages—					
Salary range, \$2,700 to \$3,300; average, \$3,000—					
Librarian.....	1	\$3,000.00	1	\$3,000.00	
Salary range, \$2,400 to \$3,000; average, \$2,700—					
Stenographer-clerks.....	4	2,813.00	4	2,813.00	2,277 2,675.00
Miscellaneous.....					2,277 3,044.00
Salary range, \$2,100 to \$2,700; average, \$2,400—					
Stenographer-clerk.....	1	2,800.00	1	2,800.00	1 2,646.95
Miscellaneous.....	2	2,700.00	2	2,700.00	2 2,653.00
Salary range, \$1,800 to \$2,400; average, \$2,100—					
Miscellaneous.....	2	2,130.00	2	2,130.00	1 2,100.00
Stenographer-clerks.....	127	2,050.00	127	2,050.00	123 1,906.00
Salary range, \$1,680 to \$2,040; average, \$1,860—					
Miscellaneous.....	4	1,695.00	4	1,695.00	2 1,728.00
Stenographer-clerks.....	35	1,699.00	35	1,699.00	37 1,684.00
Salary range, \$1,500 to \$1,860; average, \$1,680—					
Messenger.....	1	1,860.00	1	1,860.00	2 1,800.00
Miscellaneous.....	6	1,700.00	6	1,700.00	4 1,735.00
Stenographer-clerk.....	1	1,620.00	1	1,620.00	
Salary range, \$1,320 to \$1,680; average, \$1,500—					
Miscellaneous.....	1	1,320.00	1	1,320.00	1 1,360.00
Stenographer-clerks.....					6 1,440.00
Salary range, \$1,140 to \$1,500; average, \$1,320—					
Messengers.....	21	1,288.00	21	1,288.00	20 1,263.00
Miscellaneous.....	6	1,340.00	6	1,340.00	6 1,320.00
Stenographer-clerks.....	6	1,420.00	6	1,420.00	7 1,500.00
Salary range, \$1,020 to \$1,260; average, \$1,140—					
Messengers.....	11	1,227.00	11	1,227.00	15 1,194.00
Salary range, \$900 to \$1,140; average, \$1,020—					
Messengers.....	74	1,000.00	74	1,000.00	63 981.00
Miscellaneous.....	1	1,000.00	1	1,000.00	
Salary range, \$600 to \$780; average, \$690—					
Messengers.....	2	635.00	2	635.00	2 615.00
Miscellaneous.....					2 635.00
Salary range, \$240 to \$420; average, \$330—					
Messenger.....					1 300.00
Miscellaneous.....	1	384.00	1	384.00	1 384.00
Salary range under \$240—					
Messengers.....	17	165.00	17	165.00	
Per diem—					
Miscellaneous.....	1 1/2	1,608.00	1 1/2	1,608.00	1 1,916.00
Stenographer-clerk.....					1 1,740.00
Total average number of employees (regular).....	325 1/2		325 1/2		304 3/4
Total salaries and wages, field service (regular).....		507,355.00		507,355.00	476,313.00
Temporary special and expert services.....		57,645.00		100,000.00	66,549.00
01 Total personal services.....		565,000.00	607,355.00		542,862.00

Estimates of appropriations required for the service of the fiscal year ending June 30, 1927—Continued

General object (title of appropriation), date of acts, references to Statutes at Large, or to Revised Statutes, and estimated amount required for each detailed object				Total amount to be appropriated under each head of appropriation	Amount appropriated for the fiscal year ending June 30, 1926
<i>Miscellaneous Expenses, United States Courts—Continued.</i>					
	Estimated expenditures, 1927 appropriation	Estimated expenditures, 1926 appropriation	Expended and obligated, 1925		
EXCLUSIVE OF SUPREME COURT OF THE UNITED STATES—continued					
Supplies and materials:					
0200 Stationery and office supplies.....	\$705.00	\$705.00	\$705.26		
0210 Medical and hospital supplies.....	10.00	10.00	7.00		
0220 Scientific and educational supplies.....	30.00	30.00	29.32		
0230 Fuel.....	5,300.00	5,300.00	4,896.23		
0280 Sundry supplies.....	850.00	850.00	810.48		
02 Total supplies and materials.....	6,895.00	7,095.00	6,448.29		
Communication service:					
0500 Telegraph service.....	965.00	943.00	941.35		
0510 Telephone service.....	20,000.00	20,000.00	19,300.32		
0520 Other communication service.....	375.00	375.00	356.46		
05 Total communication service.....	21,340.00	21,318.00	20,598.13		
06 Travel expenses.....	63,000.00	63,000.00	57,030.51		
07 Transportation of things.....	4,250.00	4,250.00	4,240.60		
Printing, binding, etc.:					
0810 Lithographing, engraving, and engrossing.....	250.00	250.00	254.45		
0820 Stenographic job work, typewriting, etc.....	60,355.75	80,000.00	57,150.23		
0830 Photographic work.....	75.00	75.00	61.94		
08 Total printing, binding, etc.....	60,680.00	80,325.00	57,466.62		
09 Advertising and publication of notices.....	17,000.00	17,000.00	12,548.66		
10 Heat, light, power, and electricity.....	8,500.00	8,500.00	8,466.93		
11 Rents other than buildings.....	300.00	300.00	287.64		
12 Repairs and alterations.....	500.00	500.00	472.54		
13 Special and miscellaneous current expenses.....	4,000.00	4,000.00	3,544.24		
22 Burial expenses.....	400.00	400.00	366.95		
Equipment:					
3010 Furniture, furnishings, and fixtures.....	2,800.00	2,800.00	2,098.38		
3020 Educational and scientific equipment.....	35.00	35.00	22.50		
3050 Other equipment.....	300.00	300.00	264.25		
30 Total equipment.....	3,135.00	3,135.00	2,385.13		
Reserve.....		50,000.00			
Total.....	755,000.00	867,178.00	718,718.24		
Supreme Court of the United States.....		57,822.00	57,684.91		
Total.....	755,000.00	925,000.00	774,403.15		
<i>Supplies for United States Courts—</i>					
For supplies, including the exchange of typewriting and adding machines, for the United States courts and judicial officers, including firearms and ammunition therefor, to be expended under the direction of the Attorney General (<i>act Feb. 27, 1925, vol. 43, p. 1030</i>).....				\$70,000.00	\$73,000.00
	Estimated expenditures, 1927 appropriation	Estimated expenditures, 1926 appropriation	Expended and obligated, 1925		
Supplies and materials:					
0200 Stationery.....	\$46,700.00	\$47,890.00	\$45,687.37		
0270 Powder, projectiles, explosive and pyrotechnic supplies.....	50.00	50.00	47.34		
0280 Sundry supplies.....	50.00	60.00	6.67		
02 Total supplies and materials.....	46,800.00	48,000.00	45,721.38		
07 Transportation of things.....	1,200.00	1,000.00	1,182.50		
12 Repairs and alterations.....			5.29		
Equipment:					
3010 Furniture, furnishings, and fixtures.....	20,000.00	21,900.00	33,803.14		
3020 Educational, scientific, and recreational supplies.....		100.00	7.80		
3050 Other equipment.....	2,000.00	2,000.00	713.99		
30 Total equipment.....	22,000.00	24,000.00	34,524.93		
Total.....	70,000.00	73,000.00	81,434.10		

Estimates of appropriations required for the service of the fiscal year ending June 30, 1927—Continued

General object (title of appropriation), date of acts, references to Statutes at Large, or to Revised Statutes, and estimated amount required for each detailed object				Total amount to be appropriated under each head of appropriation	Amount appropriated for the fiscal year ending June 30, 1926
Books for Judicial Officers—					
For the purchase of law books, including the exchange thereof, for United States judges, district attorneys, and other judicial officers, including the [nine] libraries of the nine United States circuit courts of appeals, [including not to exceed \$25,000] for the purchase of the Federal Reporter and continuations thereto as issued, to be expended under the direction of the Attorney General: <i>Provided</i> , That such books shall in all cases be transmitted to their successors in office; all books purchased thereunder to be marked plainly "The property of the United States" (acts Feb. 27, 1925, vol. 43, p. 1031; Mar. 4, 1925, vol. 43, p. 1333).....				\$65,000.00	\$65,000.00
	Estimated expenditures, 1927 appropriation	Estimated expenditures, 1926 appropriation	Expended and obligated, 1925		
0220 Educational and scientific supplies.....	\$25.00	\$50.00	\$17.30		
3020 Educational and scientific equipment (library stock).....	64,975.00	164,950.00	38,780.72		
Total.....	65,000.00	165,000.00	38,798.02		
¹ Includes expenditure of \$100,000 available from the appropriation for 1925.					
Total, United States Courts, exclusive of penal institutions, etc.....				12,715,000.00	13,672,000.00
PENAL AND CORRECTIONAL INSTITUTIONS					
NOTE. —New language is submitted for penal institutions, in lieu of detailed language therefor in the appropriation act for 1926.					
For all services, supplies, materials, and equipment in connection with or incident to the subsistence and care of inmates and maintenance and upkeep of Federal penal and correctional institutions, including farm and other operations not otherwise specifically provided for, in the discretion of the Attorney General, the following items being specially and specifically authorized; gratuities for inmates at release, provided such gratuities shall be furnished to inmates sentenced for terms of imprisonment of not less than six months, and transportation to the place of conviction or bona fide residence at the time of conviction or to such other place within the United States as may be authorized by the Attorney General; expenses of interment or transporting remains of deceased inmates to their homes in the United States; not exceeding \$500 at each institution for the maintenance and repair of passenger-carrying vehicles; traveling expenses of institution officials and employees when traveling on official duty, including expenses incurred in pursuing and identifying escaped inmates; traveling expenses of members of advisory boards authorized by law incurred in the discharge of their official duties; rewards for the capture of escaped inmates; newspapers, for which payment may be made in advance, books, and periodicals; firearms and ammunition; tobacco for inmates; and the purchase and exchange of farm products and livestock, when authorized by the Attorney General: <i>Provided</i> , That District of Columbia convicts shall be charged for as heretofore, but that payments for their maintenance after June 30, 1926, shall be deposited in the Treasury as miscellaneous receipts:					
United States Penitentiary, Leavenworth, Kans.—					
For the United States Penitentiary at Leavenworth, Kansas, including not to exceed \$244,600 for salaries and wages of all officers and employees, and including not to exceed \$1,000 for the purchase of two motor cycles with side cars (act Feb. 27, 1925, vol. 43, p. 1031).....				811,493.00	730,000.00
	Estimated expenditures, 1927 appropriation	Estimated expenditures, 1926 appropriation	Expended and obligated, 1925		
SALARIES					
Field service:					
Salaries and wages—	Average—	Average—	Average—		
Salary range, \$3,800 to \$5,000; average, \$4,400—	No. Salary	No. Salary	No. Salary		
Warden.....	1 \$4,000	1 \$4,000	1 \$4,000		
Salary range, \$3,000 to \$3,600; average, \$3,300—					
Assistant warden.....	1 3,000	1 3,000	1 3,000		
Salary range, \$2,400 to \$3,000; average, \$2,700—					
Chief clerk.....	1 2,400	1 2,400	1 2,400		
Salary range, \$2,100 to \$2,700; average, \$2,400—					
Assistant deputy warden.....	1 2,100	1 2,100	1 2,100		
Chief clerk.....					
Salary range, \$1,860 to \$2,400; average, \$2,100—					
Storekeeper.....	1 1,860	1 1,860	1 1,860		
Chaplains.....	2 1,860	2 1,860	2 1,860		
Superintendent of farms.....	1 1,860	1 1,860	1 1,860		
Captains of watch.....	3 1,860	3 1,860	3 1,860		
Pharmacist.....	1 1,860	1 1,860	1 1,860		
Parole officer.....	1 1,860	1 1,860	1 1,860		
Physician.....	1 2,100	1 2,100	1 2,100		

Estimates of appropriations required for the service of the fiscal year ending June 30, 1927—Continued

General object (title of appropriation), date of acts, references to Statutes at Large, or to Revised Statutes, and estimated amount required for each detailed object

Total amount to be appropriated under each head of appropriation

Amount appropriated for the fiscal year ending June 30, 1926

United States Penitentiary, Leavenworth, Kans.—Continued.

	Estimated expenditures, 1927 appropriation	Estimated expenditures, 1926 appropriation	Expended and obligated, 1925
SALARIES—continued			
Field service—Continued.			
Salaries and wages—Continued.			
Salary range, \$1,680 to \$2,040; average, \$1,860—	<i>Average—</i>	<i>Average—</i>	<i>Average—</i>
Foreman railroad and motor transportation.....	No. Salary	No. Salary	No. Salary
Head cook.....	1 1,680	1 1,680	1 1,680
Record clerk.....	1 1,800	1 1,800	1 1,690
Engineer and electrician.....	1 1,860	1 1,860	1 1,750
Carpenter and foreman.....	1 1,680	1 1,680	1 1,614
Brick burner.....	1 1,680	1 1,680	1 1,680
Tailor.....	1 1,680	1 1,680	1 1,680
Printer.....	1 1,680	1 1,680	1 1,680
Laundry.....	1 1,680	1 1,680	1 1,680
Blacksmith.....	1 1,680	1 1,680	1 1,680
Salary range, \$1,500 to \$1,860; average, \$1,680—			
Assistant engineers and electricians.....	2 1,500	2 1,500	2 1,500
Oculist.....	1 1,500	1 1,500	1 1,500
Captains of watch.....			2 1,740
Storekeeper.....			1 1,500
Guards.....	120 1,500	116 1,500	10 1,510
Clerk.....	1 1,680	1 1,680	1 1,615
Salary range, \$1,320 to \$1,680; average, \$1,500—			
Stenographer.....	1 1,320	1 1,320	1 1,320
Assistant engineer and electrician.....			1 1,440
Clerks.....	4 1,320	4 1,320	3 1,812
Guards.....			77 1,440
Salary range, \$1,140 to \$1,500; average, \$1,320—			
Clerk.....	1 1,140	1 1,140	1 1,140
Dentist.....	1 1,200	1 1,200	1 1,200
Guards.....			36 1,166
Salary range, \$1,020 to \$1,260; average, \$1,140—			
Teamsters.....	2 1,020	2 1,020	2 1,020
Total average number of employees.....	157	153	160
Total salaries and wages, field service.....	244,600.00	238,600.00	231,506.00
The difference between 1927 and 1926 is due to increase in force, \$4,500.			
Less District of Columbia credits.....		18,600.00	19,351.91
Net salaries and wages, field service.....	244,600.00	220,000.00	212,154.09
The difference between 1927 and 1926 is due to increase in force, \$6,000.			
SUBSISTENCE			
Supplies and materials:			
0260 Provisions.....	207,460.00	201,866.50	211,680.73
0280 Sundry supplies.....	5,750.00	6,391.00	5,563.28
02 Total supplies and materials.....	213,210.00	208,257.50	217,244.01
30 3010 Furniture, furnishings, and fixtures.....	5,400.00	6,000.00	4,920.32
Total.....	218,610.00	214,257.50	222,164.33
Less District of Columbia credits.....		15,000.00	19,001.01
Total.....	218,610.00	199,257.50	203,163.32
CLOTHING			
02 0240 Supplies and materials.....	67,700.00	63,090.63	67,305.85
06 Travel expenses.....	44,623.00	51,320.00	46,798.67
13 Special and miscellaneous current expenses.....	700.00	700.00	520.00
Grants, subsidies, and contributions:			
2230 Gratuities.....	8,200.00	8,275.00	8,025.00
2250 Burial expenses.....	200.00	200.00	46.20
22 Total grants, subsidies, and contributions.....	8,400.00	8,475.00	8,071.00
30 Equipment.....		2,280.00	
Total.....	121,423.00	125,865.63	122,695.72
Less District of Columbia credits.....		8,810.60	10,579.00
Less other credits.....		117,055.03	112,116.72
Total.....	121,423.00	112,555.03	104,626.63
MISCELLANEOUS			
Supplies and materials:			
0200 Stationery and office supplies.....	10,808.00	9,875.00	12,202.28
0220 Educational supplies.....	650.00	800.00	667.37
0230 Fuel.....	81,000.00	92,050.00	75,424.13
0250 Forage and other supplies for animals.....	23,400.00	21,337.90	20,506.48
0290 Sundry supplies.....	54,488.00	45,962.00	52,095.62
0290 Materials (not specifically allocated, as supplies for use as supplies, equipment, or structures at time of purchase).....	8,050.00	3,400.00	8,999.79
02 Total supplies and materials.....	178,396.00	173,434.90	176,195.67

Estimates of appropriations required for the service of the fiscal year ending June 30, 1927—Continued

General object (title of appropriation), date of acts, references to Statutes at Large, or to Revised Statutes, and estimated amount required for each detailed object

Total amount to be appropriated under each head of appropriation

Amount appropriated for the fiscal year ending June 30, 1926

United States Penitentiary, Leavenworth, Kans.—Continued.

	Estimated expenditures, 1927 appropriation	Estimated expenditures, 1926 appropriation	Expended and obligated, 1925
MISCELLANEOUS—continued			
Communication service:			
0500 Telegraph service.....	\$140.00	\$175.00	\$139.50
0510 Telephone service.....	625.00	800.00	662.90
0520 Other communication service.....	2,050.00	2,500.00	2,400.00
05 Total communication service.....	2,815.00	3,475.00	3,202.40
07 Transportation of things.....	160.00		204.55
09 Advertising and publication of notices.....		15.00	
10 Furnishing of heat, light, power, water, and electricity.....	11,200.00	18,450.00	12,288.67
12 Repairs and alterations.....	600.00		721.65
Equipment:			
3000 Passenger-carrying vehicles.....	1,000.00		
3010 Furniture, furnishings, and fixtures.....	15,392.00	8,169.50	2,667.23
3020 Educational, scientific, and recreational equipment.....	875.00	365.00	1,001.18
3050 Other equipment.....	6,422.00	1,300.00	1,553.90
30 Total equipment.....	23,689.00	9,834.50	5,232.21
Total.....	216,860.00	205,209.40	198,653.28
Less District of Columbia credits.....		14,364.65	17,113.13
Less other credits.....		190,844.75	181,540.15
Total.....	216,860.00	189,344.75	181,540.15
HOSPITAL			
02 Supplies and materials.....	9,925.00	12,670.00	10,369.24
30 Equipment.....	75.00	200.00	94.75
Total.....	10,000.00	12,870.00	10,463.99
Less District of Columbia credits.....		900.90	950.48
Total.....	10,000.00	11,969.10	9,513.51
Total.....	811,493.00	796,802.53	785,483.32
Less total credits.....		63,676.25	74,485.62
Net total.....	811,493.00	733,127.28	710,997.70

United States Penitentiary, Atlanta, Ga.—

For the United States Penitentiary at Atlanta, Georgia, including not to exceed \$244,360 for salaries and wages of all officers and employees (act Feb. 27, 1925, vol. 43, p. 1032)

\$866,072.00

\$764,000.00

	Estimated expenditures, 1927 appropriation	Estimated expenditures, 1926 appropriation	Expended and obligated, 1925
SALARIES			
Field service:			
Salaries and wages—	Average—	Average—	Average—
Salary range, \$3,800 to \$5,000; average, \$4,400—	No. Salary	No. Salary	No. Salary
Warden.....	1 \$4,000	1 \$4,000	1 \$4,000
Salary range, \$3,000 to \$3,600; average, \$3,300—			
Deputy warden.....	1 3,000	1 3,000	1 3,000
Salary range, \$2,400 to \$3,000; average, \$2,700—			
Chief clerk.....	1 2,400	1 2,400	1 2,400
Salary range, \$2,100 to \$2,700; average, \$2,400—			
Chief clerk.....	1 2,400	1 2,400	1 2,100
Assistant deputy warden.....	1 2,400	1 2,400	1 2,400
General foreman.....	1 2,400	1 2,400	1 2,100
Salary range, \$1,860 to \$2,400; average, \$2,100—			
Chaplain.....	2 1,860	2 1,860	1 1,860
Physician.....	1 2,100	1 2,100	1 2,100
Assistant physician.....	1 1,860	1 1,860	1 1,860
Parole officer.....	1 1,860	1 1,860	1 1,860
Captains of watch.....	3 1,860	3 1,860	3 1,860
Steward and storekeeper.....	1 1,860	1 1,860	1 1,860
Salary range, \$1,680 to \$2,040; average, \$1,860—			
Clerk.....	1 1,800	1 1,800	1 1,695
Captain of watch.....	1 1,800	1 1,800	1 1,772
Engineer and electrician.....	1 1,800	1 1,800	1 1,750
General foreman.....	1 1,800	1 1,800	1 1,750
Foremen.....	5 1,680	5 1,716	5 1,691
Head cook.....	1 1,680	1 1,680	
Salary range, \$1,500 to \$1,860; average, \$1,680—			
Clerk.....	1 1,280	1 1,680	1 1,550
Assistant engineers and electricians.....	2 1,500	2 1,500	1 1,550
Steward and storekeeper.....			1 1,500
Guards.....	129 1,500	116 1,500	9 1,500

Estimates of appropriations required for the service of the fiscal year ending June 30, 1927—Continued

General object (title of appropriation), date of acts, references to Statutes at Large, or to Revised Statutes, and estimated amount required for each detailed object				Total amount to be appropriated under each head of appropriation	Amount appropriated for the fiscal year ending June 30, 1926
<i>United States Penitentiary, Atlanta, Ga.—Continued.</i>					
	Estimated expenditures, 1927 appropriation	Estimated expenditures, 1926 appropriation	Expended and obligated, 1925		
SALARIES—continued					
Field service—Continued.					
Salaries and wages—Continued.					
Salary range, \$1,320 to \$1,680; average, \$1,500—	Average—	Average—	Average—		
Assistant engineer and electrician	No. Salary	No. Salary	No. Salary		
Pharmacist	1 \$1,500	1 \$1,500	1 \$1,440		
Clerks	2 1,320	2 1,320	2 1,233		
Guards			57 1,440		
Salary range, \$1,140 to \$1,500; average, \$1,320—					
Oculist	1 1,200	1 1,200	1 1,200		
Dentist	1 1,200	1 1,200	1 1,200		
Clerks	2 1,140	3 1,180	3 1,256		
Musical director	1 1,140	1 1,140	1 1,140		
Guards			52 1,200		
Stenographer	1 1,320	1 1,320			
Salary range, \$1,020 to \$1,280; average, \$1,140—					
Teamsters	2 1,020	2 1,020	2 1,020		
Total average number of employees	157	154	157		
Total salaries and wages, field service	244,360	240,220	217,592		
The difference between 1927 and 1926 is due to increase in force, \$4,140.					
Less District of Columbia credits		20,000	20,202		
01 Net salaries and wages, field service	244,360	220,220	197,390		
SUBSISTENCE					
Supplies and materials:					
0260 Provisions	212,665.00	255,110.00	224,795.18		
0280 Sundry supplies	54,135.00	49,890.00	40,267.54		
02 Total supplies and materials	266,800.00	305,000.00	265,062.72		
30 3010 Furniture, furnishings, and fixtures	11,000.00	12,000.00	9,295.97		
Total	277,800.00	317,000.00	274,358.69		
Less District of Columbia credits		47,000.00	26,143.25		
Total	277,800.00	270,000.00	248,215.44		
CLOTHING					
02 Supplies and materials: (Wearing apparel and sewing supplies)	67,875.00	92,050.00	65,489.07		
06 Travel expenses	37,875.00	43,350.00	41,175.39		
13 Special and miscellaneous current expenses	1,500.00	1,300.00	1,100.00		
Grants, subsidies, and contributions:					
2230 Gratuities	10,000.00	10,000.00	8,480.00		
2250 Burial expenses	450.00	400.00	387.65		
22 Total grants, subsidies, and contributions	10,450.00	10,400.00	8,867.65		
Total	117,700.00	147,000.00	116,632.11		
Less District of Columbia credits		22,000.00	11,173.87		
Total	117,700.00	125,000.00	105,458.24		
MISCELLANEOUS					
Supplies and materials:					
0200 Stationery and office supplies	22,275.00	21,815.00	18,077.80		
0210 Medical and hospital supplies	2,150.00	2,000.00	1,695.55		
0230 Fuel	45,200.00	50,000.00	45,537.15		
0250 Forage and other supplies for animals	18,000.00	22,450.00	18,926.69		
0280 Sundry supplies	18,100.00	37,765.00	13,462.98		
0290 Materials (not specifically allocated)	10,775.00	24,750.00	4,420.06		
02 Total supplies and materials	116,500.00	158,780.00	102,120.23		
Communication services:					
0500 Telegraph service	400.00	375.00	308.90		
0518 Telephone service	975.00	925.00	903.21		
0520 Other communication service	2,900.00	2,700.00	2,632.00		
05 Total communication service	4,275.00	4,000.00	3,844.11		
07 Transportation of things	9,850.00	9,775.00	9,281.97		
10 Furnishing water and electricity	44,637.00	48,075.00	43,829.22		
30 Equipment	17,850.00	21,870.00	15,691.43		
32 Structures and parts and nonstructural improvements to land	22,000.00				
Total	215,112.00	242,500.00	174,766.96		
Less District of Columbia credits		37,500.00	15,555.39		
Total	215,112.00	205,000.00	159,211.57		
HOSPITAL					
02 Supplies and materials	10,550.00	12,475.00	6,873.25		
30 Equipment	550.00	425.00	246.84		
Total	11,100.00	12,900.00	7,120.00		
Less District of Columbia credits		1,900.00	689.54		
Total	11,100.00	11,000.00	6,430.55		
Total	866,072.00	959,620.00	790,469.76		
Less total credits		128,400.00	73,764.05		
Net total	866,072.00	831,220.00	716,705.71		

Estimates of appropriations required for the service of the fiscal year ending June 30, 1927—Continued

General object (title of appropriation), date of acts, references to Statutes at Large, or to Revised Statutes, and estimated amount required for each detailed object				Total amount to be appropriated under each head of appropriation	Amount appropriated for the fiscal year ending June 30, 1926
United States Penitentiary, McNeil Island, Wash.— For the United States Penitentiary at McNeil Island, Washington, including not to exceed \$75,220 for salaries and wages of all officers and employees (act Feb. 27, 1925, vol. 43, p. 1032)				\$319, 047. 00	\$201, 500. 00
	Estimated expenditures, 1927 appropriation	Estimated expenditures, 1926 appropriation	Expended and obligated, 1926		
SALARIES					
Field service:					
Salaries and wages—	Average—	Average—	Average—		
Salary range, \$3,800 to \$5,000; average, \$4,400—	No. Salary	No. Salary	No. Salary		
Warden.....	1 \$3,800	1 \$3,800	1 \$3,800		
Salary range, \$3,000 to \$3,600; average, \$3,300—					
Warden.....	1 3,000	1 3,000	1 3,000		
Salary range, \$2,400 to \$3,000; average, \$2,700—					
Deputy warden.....	1 2,400	1 2,400	1 2,400		
Salary range, \$1,860 to \$2,400; average, \$2,100—					
Chief clerk.....	1 1,860	1 1,860	1 1,860		
Physician.....	1 1,860	1 1,860	1 1,770		
Chaplain and teacher.....	1 1,860	1 1,860	1 1,860		
Captain of watch.....	1 1,860	1 1,860	1 1,860		
Parole officer.....	1 1,860	1 1,860	1 1,860		
Salary range, \$1,680 to \$2,040; average, \$1,860—					
Superintendent of boats.....	1 1,680	1 1,680	1 1,680		
Superintendent of farms.....	1 1,680	1 1,680	1 1,670		
Superintendent of laundry and tailor shop.....	1 1,680	1 1,680	1 1,615		
Steward and cook.....	1 1,680	1 1,680	1 1,680		
Engineer and electrician.....	1 1,680	1 1,680	1 1,680		
Storekeeper.....	1 1,680				
Salary range, \$1,500 to \$1,860; average, \$1,680—					
Steward and cook.....			1 1,625		
Guards.....	33 1/2 1,500	31 1,500	2 1/2 1,500		
Captain of watch.....			1 1,740		
Parole officer.....			1 1,860		
Salary range, \$1,320 to \$1,680; average, \$1,500—					
Guards.....			7 1/2 1,424		
Stenographer.....	1 1,320	1 1,320	1 1,280		
Salary range, \$1,140 to \$1,500; average, \$1,320—					
Guards.....			19 1/2 1,223		
Total average number of employees.....	46 1/2	44	42 1/2		
Total salaries and wages, field service.....	75,220	71,720	60,205		
The difference between 1927 and 1926 is due to increase in force, \$3,500.					
SUBSISTENCE					
Supplies and materials:					
0260 Provisions.....	44,026.00	43,000.00	41,583.12		
0280 Sundry supplies.....	1,000.00		3,818.81		
02 Total supplies and materials.....	45,026.00	43,000.00	45,401.93		
30 Equipment (kitchen and dining room utensils).....	1,600.00	1,000.00	366.77		
Total.....	46,626.00	44,000.00	45,768.70		
CLOTHING					
02 0240 Wearing apparel and sewing supplies.....	11,120.00	11,120.00	11,407.52		
06 Travel expenses.....	4,250.00	4,250.00	3,069.87		
07 Transportation of things (service).....			62.64		
13 Special and miscellaneous current expenses.....	300.00	300.00			
22 Gratuities.....	13,356.00	16,330.00	14,397.04		
Total.....	29,026.00	32,000.00	28,937.07		
MISCELLANEOUS					
Supplies and materials:					
0200 Stationery and office supplies.....	3,896.00	3,896.00	3,742.86		
0230 Fuel.....	8,618.00	8,209.00	8,204.60		
0250 Forage and other supplies for animals.....	21,086.00	21,621.00	18,519.65		
0280 Sundry supplies.....	6,589.00	6,089.00	5,004.48		
0290 Materials.....	4,377.00	3,945.00	4,204.84		
02 Total supplies and materials.....	44,566.00	44,060.00	39,676.43		
Communication service:					
0500 Telegraph service.....	55.00	55.00	54.76		
0510 Telephone service.....	50.00	50.00	50.04		
0520 Other communication service.....	461.00	461.00	460.84		
05 Total communication service.....	566.00	566.00	565.64		
07 Transportation of things (service).....	500.00	500.00	2,407.59		
09 Advertising and publication of notices.....	60.00	60.00	54.55		
10 Furnishing of water.....	450.00	450.00	444.84		
13 Special and miscellaneous current expenses.....	500.00	500.00	500.56		

Estimates of appropriations required for the service of the fiscal year ending June 30, 1927—Continued

General object (title of appropriation), date of acts, references to Statutes at Large, or to Revised Statutes, and estimated amount required for each detailed object				Total amount to be appropriated under each head of appropriation	Amount appropriated for the fiscal year ending June 30, 1926
<i>United States Penitentiary, McNeil Island, Wash.—Continued.</i>					
	Estimated expenditures, 1927 appropriation	Estimated expenditures, 1926 appropriation	Expended and obligated, 1925		
MISCELLANEOUS—continued					
Equipment:					
3010 Furniture, furnishings and fixtures.....	\$763.00	\$1,769.00	\$1,560.96		
3020 Educational, scientific and recreational equipment.....	50.00	50.00	46.30		
3040 Livestock.....		500.00	529.43		
3050 Other equipment.....	63,430.00	2,185.00	1,892.05		
30 Total equipment.....	64,243.00	4,504.00	4,028.74		
32 Repairs and improvements to buildings.....	54,890.00				
Total.....	165,775.00	50,640.00	47,678.35		
HOSPITAL					
02 Medical and hospital supplies.....	2,400.00	2,400.00	1,938.58		
07 Transportation of things (service).....			37.95		
Total.....	2,400.00	2,400.00	1,976.53		
Grand total.....	319,047.00	200,760.00	184,565.65		

Federal Industrial Institution for Women, Alderson, W. Va.—

For the Federal Industrial Institution for Women at Alderson, West Virginia, including not to exceed \$70,000 for salaries and wages of all officers and employees (act June 7, 1924, vol. 43, p. 473) (submitted)

\$190,100.00

	Estimated expenditures, 1927 appropriation	Estimated expenditures, 1926 appropriation	Expended and obligated, 1925
Field service:			
Salaries and wages—			
Salary range, \$3,800 to \$5,000; average, \$4,400—	<i>Average—</i>	<i>Average—</i>	<i>Average—</i>
Superintendent.....	No. 1 Salary \$3,800	No. No. Salary	No. No. Salary
Salary range, \$3,000 to \$3,600; average, \$3,300—			
First assistant superintendent.....	1 3,000		
Resident physician and psychiatrist.....	1 3,000		
Salary range, \$1,680 to \$2,040; average, \$1,860—			
Secretary to board and superintendent.....	1 1,860		
Psychologist and teacher.....	1 1,800		
Chief accountant.....	1 1,800		
Steward.....	1 1,800		
Dietitian.....	1 1,800		
Farm manager.....	1 1,800		
Parole officer.....	1 1,800		
Salary range, \$1,500 to \$1,860; average, \$1,680—			
Mechanics.....	4 1,710		
Salary range, \$1,140 to \$1,500; average, \$1,320—			
Warders.....	9 1,432		
Night watchmen.....	1 1,200		
Mechanics.....	4 1,320		
Head farmer.....	1 1,500		
Herdsmen.....	1 1,500		
Salary range, \$900 to \$1,140; average, \$1,020—			
Warders.....	13 968		
Farm hands.....	4 900		
Fees—			
Chaplain fees.....	1,000		
Dentist fees.....	1,020		
Medical and surgical fees.....	600		
01 Total average number of employees.....	47 70,000		
Total salaries and wages, field service.....			
Supplies and materials:			
0200 Stationery and office supplies.....	1,000		
0210 Medical and hospital supplies.....	5,500		
0240 Wearing apparel and sewing supplies.....	10,000		
0260 Provisions.....	25,000		
0280 Sundry supplies.....	7,000		
02 Total supplies and materials.....	48,500		
Communication service:			
0500 Telegraph service.....	1,400		
0510 Telephone service.....	1,800		
05 Total communication service.....	3,200		
06 Travel expenses.....	7,500		
07 Transportation of things.....	7,500		
10 Furnishing of heat, light, power, water, and electricity.....	24,000		
12 Repairs and alterations.....	10,500		
22 2230 Gratuities.....	1,400		

Estimates of appropriations required for the service of the fiscal year ending June 30, 1927—Continued

General object (title of appropriation), date of acts, references to Statutes at Large, or to Revised Statutes, and estimated amount required for each detailed object				Total amount to be appropriated under each head of appropriation	Amount appropriated for the fiscal year ending June 30, 1926
<i>Federal Industrial Institution for Women, Alderson, W. Va.—Continued.</i>					
	Estimated expenditures, 1927 appropriation	Estimated expenditures, 1926 appropriation	Expended and obligated, 1925		
Equipment (includes live stock):					
3020 Educational, scientific, and recreational equipment	\$2,400				
3040 Livestock	12,000				
30 Total equipment	14,400				
32 3220 Nonstructural improvements	3,100				
Total	190,100				
<i>United States Industrial Reformatory, Chillicothe, Ohio—</i> <i>For the United States Industrial Reformatory at Chillicothe, Ohio, including not to exceed \$98,400 for salaries and wages of all officers and employees (act Jan. 7, 1925, vol. 43, p. 724) (submitted)</i>				\$350,000.00	
	Estimated expenditures, 1927 appropriation	Estimated expenditures, 1926 appropriation	Expended and obligated, 1925		
Field service:					
Salaries and wages—	<i>Average—</i>	<i>Average—</i>	<i>Average—</i>		
Salary range, \$3,800 to \$5,000; average, \$4,400—	<i>No. Salary</i>	<i>No. Salary</i>	<i>No. Salary</i>		
Superintendent	1 \$3,800				
Salary range, \$2,400 to \$3,000; average, \$2,700—					
Assistant superintendent	1 2,700				
Physician	1 2,500				
Salary range, \$1,860 to \$2,400; average, \$2,100—					
Chaplain	1 1,860				
Captains	3 1,860				
Chief clerk	1 1,860				
Record clerk	1 1,860				
General foreman	1 1,860				
Salary range, \$1,500 to \$1,860; average, \$1,680—					
Guards	50 1,500				
Salary range, \$1,820 to \$1,680; average, \$1,500—					
Assistant clerk	1 1,440				
Total average number of employees	61				
01 Total salaries and wages, field service	98,400				
Supplies and materials:					
0200 Stationery and office supplies	86,760				
0210 Medical and hospital supplies	6,500				
0220 Scientific and educational supplies	400				
0230 Fuel	11,477				
0240 Wearing apparel and sewing supplies	26,000				
0250 Forage and other supplies for animals	8,000				
0260 Provisions	86,760				
0280 Sundry supplies	7,200				
0290 Materials (not specifically allocated)	1,000				
02 Total supplies and materials	154,327				
Communication service:					
0500 Telegraph service	150				
0510 Telephone service	200				
0520 Other communication service	500				
05 Total communication service	850				
06 Travel expenses	35,850				
07 Transportation of things	50				
09 Advertising, etc.	25				
10 Furnishing of heat, etc.	3,498				
12 Repairs and alterations	1,200				
13 Special and miscellaneous current expenses	300				
Grants, subsidies, and contributions:					
2230 Gratuities	4,000				
2250 Burial expenses	1,000				
22 Total grants, subsidies, and contributions	4,100				
Equipment (includes livestock):					
3010 Furniture, furnishings, and fixtures	3,300				
3020 Educational, scientific, etc.	500				
3040 Livestock, etc.	6,250				
3050 Other equipment	8,350				
30 Total equipment	18,400				
32 Structures and parts, etc.	33,000				
Total	350,000				

Estimates of appropriations required for the service of the fiscal year ending June 30, 1927—Continued

General object (title of appropriation), date of acts, references to Statutes at Large, or to Revised Statutes, and estimated amount required for each detailed object				Total amount to be appropriated under each head of appropriation	Amount appropriated for the fiscal year ending June 30, 1926
<i>National Training School for Boys, Washington, D. C.— For the National Training School for Boys, Washington, District of Columbia, including not to exceed \$67,010 for salaries and wages of all officers and employees (act Feb. 27, 1925, vol. 43, p. 1033)</i>				\$142,793.00	\$85,710.00
	Estimated expenditures, 1927 appropriation	Estimated expenditures, 1926 appropriation	Expended and obligated, 1925		
Field service:					
Salaries and wages—	Average—	Average—	Average—		
Salary range, \$3,000 to \$3,600; average, \$3,300—	No. Salary	No. Salary	No. Salary		
Superintendent.....	1 \$3,040.00	1 \$3,036.67	1 \$2,999.99		
Salary range, \$2,100 to \$2,700; average, \$2,400—					
Assistant superintendent.....	1 2,140.00	1 2,135.67	1 2,100.00		
Salary range, \$1,860 to \$2,400; average, \$2,100—					
Chief clerk, secretary, and treasurer.....	1 2,400.00	1 2,400.00	1 2,399.99		
Salary range, \$1,320 to \$1,680; average, \$1,500—					
Parole officer.....	1 1,320.00	1 1,320.00	1 1,320.00		
Nurse.....	1 1,320.00	1 1,320.00	1 1,320.00		
Foreman shop No. 2 (plumber).....	1 1,320.00	1 1,320.00	1 1,320.00		
Teacher.....			1 1,250.00		
Salary range, \$1,140 to \$1,500; average, \$1,320—					
Office clerk.....	1 1,140.00	1 1,140.00	1 1,140.00		
Foreman shop No. 1 (carpenter).....	1 1,140.00	1 1,140.00	1 1,140.00		
Farmer.....	1 1,140.00	1 1,140.00	1 1,140.00		
Foreman shop No. 4 (blacksmith).....	1 1,140.00	1 1,140.00	1 1,115.00		
Salary range, \$1,020 to \$1,260; average, \$1,140—					
Physical director.....	1 1,020.00	1 1,020.00	1 1,020.00		
Teachers.....	12 1,025.00	12 1,025.00	10 1,031.00		
Matron.....	1 1,020.00	1 1,020.00	1 1,020.00		
Storekeeper and steward.....	1 1,020.00	1 1,020.00	1 1,020.00		
Tailor.....	1 1,020.00	1 1,020.00	1 1,020.00		
Shoemaker.....	1 1,020.00	1 1,020.00	1 1,020.00		
Baker.....	1 1,020.00	1 1,020.00	1 1,020.00		
Salary range, \$900 to \$1,140; average, \$1,020—					
Assistant teachers.....	5 900.00	5 900.00	5 897.75		
Nurse.....	1 900.00	1 900.00	1 927.00		
Engineer.....	1 900.00	1 900.00	1 900.00		
Foreman shop No. 5 (painter).....	1 900.00	1 900.00	1 1,072.00		
Cook.....	1 900.00	1 900.00	1 900.00		
Laundress and organist.....	1 960.00	1 960.00	1 942.00		
Skilled helper (assistant plumber).....	1 900.00	1 900.00	1 900.00		
Skilled helper (assistant carpenter).....	1 900.00	1 900.00			
Florist.....	1 900.00	1 900.00			
Salary range, \$780 to \$1,020; average, \$900—					
Watchmen.....	8 780.00	8 780.00	7 784.00		
Assistant engineer.....	1 840.00	1 840.00	1 840.00		
Assistant farmer.....	1 780.00	1 780.00	1 598.00		
Teamster.....			1 840.00		
Dairyman.....	1 840.00	1 840.00			
Assistant clerk.....	1 840.00	1 840.00	1 840.00		
Salary range, \$600 to \$780; average, \$690—					
Laundress.....			1 660.00		
Salary range, \$420 to \$600; average, \$510—					
Attendants.....	2 600.00	2 600.00	1 622.00		
Assistant cook.....	1 600.00	1 600.00	1 571.00		
Matrons.....	6 480.00	6 480.00	5 476.00		
Seamstress.....	1 480.00	1 480.00	1 481.00		
Housemaid.....	1 480.00	1 480.00	1 480.00		
Helpers.....	2 480.00	2 480.00	2 510.00		
Salary range, \$240 to \$420; average, \$330—					
Matron.....			1 200.00		
Total average number of employees.....	66	66	60 1/2		
Total salaries and wages, field service.....	62,420.00	62,413.34	57,278.08		
The difference between 1927 and 1926 is due to increase in salaries, \$6.66.					
Medical, surgical, dental, optical, X-ray, veterinarian, etc., fees.....	4,590.00	4,596.66	3,403.97		
01 Total personal services.....	67,010.00	67,010.00	60,682.05		
Supplies and materials:					
0200 Stationery and office supplies.....	1,300.00	1,275.00	1,312.39		
0210 Medical and hospital supplies.....	1,450.00	850.00	1,455.01		
0220 Scientific and educational supplies.....	350.00	350.00	323.75		
0230 Fuel.....	10,000.00	13,500.00	10,053.45		
0240 Wearing apparel and sewing supplies.....	10,500.00	8,500.00	7,840.43		
0250 Forage and other supplies for animals.....	6,000.00	6,000.00	5,421.31		
0260 Provisions.....	27,500.00	21,500.00	24,687.86		
0280 Sundry supplies.....	4,105.00	4,500.00	4,313.01		
0290 Materials.....	1,100.00	600.00	1,090.56		
02 Total supplies and materials.....	62,305.00	57,075.00	56,497.77		
03 Subsistence and support of persons (service).....	25.00	25.00	35.35		
04 Subsistence and care of animals.....	15.00	15.00			

Estimates of appropriations required for the service of the fiscal year ending June 30, 1927—Continued

General object (title of appropriation), date of acts, references to Statutes at Large, or to Revised Statutes, and estimated amount required for each detailed object				Total amount to be appropriated under each head of appropriation	Amount appropriated for the fiscal year ending June 30, 1926
<i>National Training School for Boys, Washington, D. C.—Continued.</i>					
	Estimated expenditures, 1927 appropriation	Estimated expenditures, 1926 appropriation	Expended and obligated, 1925		
Communication service:					
0500 Telegraph service.....	\$25.00	\$25.00	\$18.48		
0510 Telephone service.....	225.00	225.00	179.32		
0520 Other communication service (P. O. box rent).....	16.00	16.00	16.00		
05 Total communication service.....	266.00	266.00	213.80		
06 Travel expenses.....	2,000.00	700.00	1,999.89		
07 Transportation of things (service).....	57.00	200.00	21.97		
10 Furnishing of heat, light, and power.....	3,500.00	3,500.00	3,928.56		
12 Repairs and alterations.....	2,500.00	2,500.00	717.11		
Special and miscellaneous current expenses:					
1340 Reward for apprehension of deserters.....	300.00	125.00	312.90		
1370 Special and miscellaneous services.....	25.00	300.00	47.52		
13 Total special and miscellaneous current expenses.....	325.00	425.00	360.42		
22 Grants, subsidies, and contributions.....	540.00	540.00	537.50		
Equipment (includes livestock):					
3000 Passenger-carrying vehicles.....		1,000.00			
3010 Furniture, furnishings, and fixtures.....	2,250.00	2,250.00	2,187.15		
3020 Educational, scientific, and recreational equipment.....	300.00	300.00	175.02		
3040 Livestock, etc.....	450.00	450.00			
3050 Other equipment.....	1,250.00	1,000.00	640.23		
30 Total equipment.....	4,250.00	5,250.00	2,972.40		
Total.....	142,793.00	137,506.00	127,964.82		
Less District of Columbia credits.....		51,796.00	45,333.57		
Total.....	142,793.00	85,710.00	82,631.25		
<i>United States Penitentiary, Leavenworth, Kans., Site—</i>					
<i>For continuing construction, \$175,000, to remain available until expended, and to be so expended as to give the maximum amount of employment to the inmates of such penitentiary (act June 10, 1896, vol. 29, p. 380) (submitted)</i>				\$175,000.00	
	Estimated expenditures, 1927 appropriation	Estimated expenditures, 1926 appropriation	Expended and obligated, 1925		
3210 Structures and parts and nonstructural improvements to land: Other structures.....	\$175,000.00				
<i>United States Penitentiary, Leavenworth, Kans., Working Capital—</i>					
<i>The appropriation of \$250,000 for the fiscal year [1924 and 1925] 1926 for a working capital fund, is reappropriated and made available for the fiscal year [1926] 1927; and the said working capital fund and all receipts credited thereto may be used as a revolving fund during the fiscal year [1926] 1927 (act Feb. 27, 1925, vol. 43, p. 1082).</i>					
<i>United States Penitentiary, Atlanta, Ga.—</i>					
<i>The unexpended balance of the item of \$20,000 available only for drainage, made part of the appropriation for miscellaneous expenditures at the United States Penitentiary, Atlanta, Georgia, as contained in the act making appropriations for the Departments of State, Justice, Commerce, and Labor, for the fiscal year 1925, and made available for the fiscal year 1926 by the second deficiency act, fiscal year 1925, is hereby continued and made available for the fiscal year 1927 (act Mar. 4, 1925, vol. 43, p. 1334).</i>					
<i>United States Penitentiary, Atlanta, Ga., New Boilers—</i>					
<i>For the purchase and installation of new boilers, and all expenses connected therewith, including repairs and alterations to the power house necessary to the installation (submitted)</i>					
	Estimated expenditures, 1927 appropriation	Estimated expenditures, 1926 appropriation	Expended and obligated, 1925		
30 For a new boiler plant, complete.....	\$200,000.00			200,000.00	

Estimates of appropriations required for the service of the fiscal year ending June 30, 1927—Continued

General object (title of appropriation), date of acts, references to Statutes at Large, or to Revised Statutes, and estimated amount required for each detailed object				Total amount to be appropriated under each head of appropriation	Amount appropriated for the fiscal year ending June 30, 1926
United States Penitentiary, Atlanta, Ga. Working Capital— The appropriation of \$150,000 for the fiscal year [1925] 1926 for the working capital fund is reappropriated and made available for the fiscal year [1926] 1927; and the said working capital fund and all receipts credited thereto may be used as a revolving fund during the fiscal year [1926] 1927: <i>Provided, That not exceeding \$6,000 of this fund may be used to construct an addition to the textile mill building (act Feb. 27, 1925, vol. 43, p. 1032).</i> United States Penitentiary, McNeil Island, Wash., Buildings— For the construction of additional cell houses, \$100,000, to remain available until expended, and to be expended so as to give the maximum amount of employment to the inmates of said penitentiary (act Mar. 3, 1891, vol. 26, p. 839) (submitted)				\$100,000. 00	
	Estimated expenditures, 1927 appropriation	Estimated expenditures, 1926 appropriation	Expended and obligated, 1925		
3210 Additional cell block	\$100,000				
Probation System, United States Courts— For salaries and actual expenses of probation officers, as provided by section 3 of the act entitled "An act to provide for the establishment of a probation system in the United States courts, except in the District of Columbia," approved March 4, 1925 (act Mar. 4, 1925, vol. 43, p. 1259) (submitted)				75,000. 00	
	Estimated expenditures, 1927 appropriation	Estimated expenditures, 1926 appropriation	Expended and obligated, 1925		
Field service:					
Salaries and wages—	Average—	Average—	Average—		
Salary range, \$1,960 to \$2,400; average, \$2,100—	No. Salary	No. Salary	No. Salary		
30 probation officers	30 \$1,860				
Total average number of employees	30				
01 Total salaries and wages, field service	55,800				
06 Travel expenses	19,200				
Total	75,000				
Support of United States Prisoners— Support of prisoners: For support of United States prisoners, including necessary clothing and medical aid, discharge gratuities provided by law and transportation to place of conviction or place of bona fide residence in the United States, or such other place within the United States as may be authorized by the Attorney General; support of prisoners becoming insane during imprisonment, and who continue insane after expiration of sentence, who have no friends to whom they can be sent; shipping remains of deceased prisoners to their friends or relatives in the United States, and interment of deceased prisoners whose remains are unclaimed; expenses incurred in identifying and pursuing escaped prisoners and for rewards for their recapture; and not exceeding \$2,500 for repairs, betterments, and improvements of United States jails, including sidewalks (act Feb. 27, 1925, vol. 43, p. 1033)				1,974,000. 00	\$2,035,000. 00
	Estimated expenditures, 1927 appropriation	Estimated expenditures, 1926 appropriation	Expended and obligated, 1925		
Field service:					
Salaries and wages—	Average—	Average—	Average—		
Salary range, \$2,700 to \$3,300; average, \$3,000—	No. Salary	No. Salary	No. Salary		
Jailor	1 \$2,800	1 \$2,800	1 \$2,800		
Salary range, \$1,500 to \$1,860; average, \$1,680—					
Physician	1 1,700	1 1,700	1 1,700		
Guards	4 1,834	4 1,834	4 1,834		
Matrons and cooks	2 1,813	2 1,813	2 1,813		
Salary range, \$1,320 to \$1,680; average, \$1,500—					
Guards	15 1,478	15 1,478	15 1,478		
Matrons and cooks	3 1,480	3 1,480	3 1,480		
Salary range, \$1,140 to \$1,500; average, \$1,320—					
Physicians	3 1,300	3 1,300	3 1,300		
Salary range, \$900 to \$1,140; average, \$1,020—					
Physician	1 960	1 960	1 960		
Matron and cook	1 1,140	1 1,140	1 1,140		
Salary range, \$600 to \$780; average, \$690—					
Physicians	4 630	4 630	4 630		
Guard	1 720	1 720	1 720		
Salary range, \$420 to \$600; average, \$510—					
Physicians	8 508	8 508	8 508		

Estimates of appropriations required for the service of the fiscal year ending June 30, 1927—Continued

General object (title of appropriation), date of acts, references to Statutes at Large, or to Revised Statutes, and estimated amount required for each detailed object				Total amount to be appropriated under each head of appropriation	Amount appropriated for the fiscal year ending June 30, 1925
Support of United States Prisoners—Continued.					
	Estimated expenditures, 1927 appropriation	Estimated expenditures, 1926 appropriation	Expended and obligated, 1925		
Field service—Continued.					
Salaries and wages—Continued.					
Salary range, \$240 to \$420; average, \$330—	Average— No. Salary	Average— No. Salary	Average— No. Salary		
Physicians.....	10 \$346	10 \$346	10 \$346		
Salary range, less than \$240—					
Physicians.....	5 159	5 159	5 159		
Total average number of employees.....	59	59	59		
Total salaries and wages, field service.....	59,631.00	59,631.00	59,631.00		
Miscellaneous fees and temporary services.....	125,000.00	125,000.00	119,984.00		
Temporary guard service.....	75,000.00	75,000.00	70,514.00		
01 Total personal services.....	259,631.00	259,631.00	250,129.00		
Supplies and materials:					
0200 Stationery and office.....	145.00	145.00	141.21		
0210 Medical and hospital.....	20,025.00	20,025.00	20,025.84		
0220 Scientific and educational.....			1.35		
0230 Fuel.....	11,000.00	11,000.00	10,854.82		
0240 Wearing apparel.....	12,150.00	12,150.00	12,132.34		
0260 Provisions.....	12,350.00	12,350.00	12,321.41		
0280 Sundry.....	2,725.00	2,725.00	2,721.36		
0290 Materials.....	75.00	75.00	77.31		
02 Total supplies and materials.....	58,470.00	58,470.00	58,275.64		
03 Subsistence and support of persons.....	1,561,084.00	1,652,084.00	1,884,059.08		
Communication service:					
0500 Telegraph.....	20.00	20.00	16.58		
0510 Telephone.....	500.00	500.00	459.50		
0520 Other.....	5.00	5.00	3.35		
05 Total communication service.....	525.00	525.00	509.43		
06 Travel expense.....	35,500.00	5,500.00	5,400.78		
07 Transportation of things.....	700.00	700.00	700.58		
08 Photographic job work.....	50.00	50.00	50.00		
10 Heat, light, power, etc.....	7,500.00	7,500.00	7,373.61		
11 Rent of buildings.....	8,715.00	8,715.00	8,714.53		
12 Repairs and alterations.....	125.00	125.00	123.80		
13 Special and miscellaneous current expenses.....	3,500.00	3,500.00	3,505.51		
Grants, subsidies, and contributions:					
2230 Gratuities.....	35,000.00	35,000.00	32,109.14		
2250 Burial expenses.....	1,500.00	1,500.00	1,488.06		
22 Total grants, subsidies, and contributions.....	36,500.00	36,500.00	33,597.20		
Equipment:					
3010 Furniture, furnishings, and fixtures.....	1,100.00	1,100.00	1,123.25		
3050 Other.....	600.00	600.00	583.28		
30 Total equipment.....	1,700.00	1,700.00	1,716.51		
Total.....	1,974,000.00	2,035,000.00	2,254,155.67		
Inspection of Prisons and Prisoners—					
Inspection of prisons and prisoners: For the inspection of United States prisons and prisoners, [including salary of the assistant superintendent of prisons and expenses incident to examination of estimates of appropriation in the field] including traveling expenses of the superintendent of prisons, assistant superintendent of prisons and clerk to the superintendent of prisons when traveling on official business of any character, to be expended under the direction of the Attorney General (act Feb. 27, 1925, vol. 43, p. 1033).....				\$10,000.00	\$20,000.00
	Estimated expenditures, 1927 appropriation	Estimated expenditures, 1926 appropriation	Expended and obligated, 1925		
Departmental service:					
Salaries—					
Clerical, administrative, and fiscal service—	Average— No. Salary	Average— No. Salary	Average— No. Salary		
Grade 10, \$3,300 to \$3,900; average, \$3,600—		1 \$3,600.00	1 \$3,412.50		
Junior administrative officer.....					
Grade 9, \$3,000 to \$3,600; average, \$3,300—		3 3,067.00	2 3,041.67		
Investigators.....					
Total average number of employees.....		4	3		
01 Total salaries, departmental service.....		12,800.00	9,495.83		
06 Traveling expenses.....	\$10,000.00	7,200.00	4,707.07		
Total.....	10,000.00	20,000.00	14,202.90		
Total, penal institutions, etc.....				5,213,505.00	3,836,210.00
Total, United States Courts, including penal institutions.....				17,928,505.00	17,508,210.00
Total under Department of Justice.....				24,367,027.00	24,205,822.00

ESTIMATES OF APPROPRIATIONS REQUIRED FOR THE SERVICE OF THE FISCAL YEAR ENDING JUNE 30, 1927

General object (title of appropriation), date of acts, references to Statutes at Large, or to Revised Statutes, and estimated amount required for each detailed object	Total amount to be appropriated under each head of appropriation	Amount appropriated for the fiscal year ending June 30, 1926
<p align="center">CHAPTER VII.—DEPARTMENT OF LABOR</p> <p align="center">OFFICE OF THE SECRETARY</p> <p><i>Salaries, Office of Secretary of Labor—</i> Salaries: Secretary of Labor [\$12,000] \$15,000; Assistant Secretary, Second Assistant Secretary, and other personal services in the District of Columbia in accordance with the classification act of 1923, \$171,900; in all [\$183,900] \$186,900: <i>Provided</i>, That in expending appropriations or portions of appropriations, contained in this act, for the payment for personal services in the District of Columbia in accordance with the classification act of 1923, the average of the salaries of the total number of persons under any grade in any bureau, office, or other appropriation unit shall not at any time exceed the average of the compensation rates specified for the grade by such act, and in grades in which only one position is allocated the salary of such position shall not exceed the average of the compensation rates for the grade: <i>Provided</i>, That this restriction shall not apply (1) to grades 1, 2, 3, and 4 of the clerical-mechanical service, or (2) to require the reduction in salary of any person whose compensation was fixed as of July 1, 1924, in accordance with the rules of section 6 of such act, (3) to require the reduction in salary of any person who is transferred from one position to another position in the same or different grade in the same or a different bureau, office, or other appropriation unit, or (4) to prevent the payment of a salary under any grade at a rate higher than the maximum rate of the grade when such higher rate is permitted by the classification act of 1923, and is specifically authorized by other law (<i>acts Mar. 4, 1913, vol. 27, p. 738; Feb. 27, 1925, vol. 43, p. 1048</i>)</p>	\$186, 900. 00	\$183, 900. 00

	Estimated expenditures, 1927 appropriation	Estimated expenditures, 1926 appropriation	Expended and obligated, 1925
Departmental service:			
Salaries—			
Clerical, administrative, and fiscal service—			
Grade 14, \$7,500 and over—	<i>Average—</i>	<i>Average—</i>	<i>Average—</i>
Secretary.....	No. 1 Salary \$15,000	No. 1 Salary \$15,000	No. 1 Salary \$12,975
Special executive officers.....	2 7,500	2 7,500	2 7,500
Grade 11, \$3,800 to \$5,000; average, \$4,400—			
Administrative officer.....	1 4,000	1 4,000	1 3,800
Grade 9, \$3,000, to \$3,600; average, \$3,300—			
Senior administrative assistants.....	5 3,020	5 3,020	5 3,018
Grade 7, \$2,400 to \$3,000; average, \$2,700—			
Junior administrative assistants.....	3 2,466	3 2,466	3 2,428
Grade 6, \$2,100 to \$2,700; average, \$2,400—			
Principal clerks.....	4 2,325	4 2,325	3 2,331
Principal clerk-stenographers.....	2 2,400	2 2,400	2 2,400
Grade 5, \$1,860 to \$2,400; average, \$2,111.42—			
Senior clerks.....	4 2,055	4 2,055	5 2,081
Senior transportation-rate and traffic clerk.....	1 1,920	1 1,920	1 1,915
Senior clerk-stenographers.....	2 1,860	2 1,860	2 1,834
Grade 4, \$1,680 to \$2,040; average, \$1,860—			
Clerks.....	4 1,800	4 1,800	4 1,788
Grade 3, \$1,500 to \$1,860; average, \$1,680—			
Assistant clerks.....	10 1,650	9½ 1,650	10 1,634
Senior stenographers.....	2 1,680	1½ 1,680	1½ 1,552
Assistant clerk stenographers.....	2 1,740	2 1,740	2 1,740
Grade 2, \$1,320 to \$1,680; average, \$1,500—			
Junior clerks.....	6 1,550	6 1,550	6 1,534
Senior typist.....	1 1,440	1 1,440	1 1,390
Junior stenographers.....	2 1,410	2 1,410	1½ 1,316
Junior clerk-typists.....	3 1,360	3 1,360	3 1,328
Junior clerk-stenographers.....	3 1,400	3 1,400	3 1,393
Junior operator.....	1 1,320	1 1,320	1 1,320
Grade 1, \$1,140 to \$1,500; average, \$1,320—			
Underclerks.....	4 1,350	4 1,350	4 1,350
Underclerk-typists.....	6 1,280	6 1,280	7½ 1,168
Underoperators, office devices.....	4 1,155	4 1,155	3½ 1,105
Professional and scientific service—			
Grade 3, \$3,000 to \$3,600; average, \$3,300—			
Associate librarian.....	1 3,000	1 3,000	1 3,000
Grade 2, \$2,400 to \$3,000; average, \$2,700—			
Assistant librarian.....	1 2,400	1 2,400	1 2,400
Grade 1, \$1,860 to \$2,400; average, \$2,111.42—			
Junior librarians.....	2 1,890	2 1,890	1½ 1,901
Subprofessional service—			
Grade 5, \$1,680 to \$2,040; average, \$1,860—			
Library assistant.....	1 1,680	1 1,680	1½ 1,680

Estimates of appropriations required for the service of the fiscal year ending June 30, 1927—Continued

General object (title of appropriation), date of acts, references to Statutes at Large, or to Revised Statutes, and estimated amount required for each detailed object				Total amount to be appropriated under each head of appropriation	Amount appropriated for the fiscal year ending June 30, 1926
Salaries, Office of Secretary of Labor—Continued.					
	Estimated expenditures, 1927 appropriation	Estimated expenditures, 1926 appropriation	Expended and obligated, 1925		
Departmental service—Continued.					
Salaries—Continued.					
Subprofessional service—Continued.					
Grade 4, \$1,500 to \$1,860; average, \$1,680—	Average— No. Salary	Average— No. Salary	Average— No. Salary		
Junior library assistants	2 \$1,500	2 \$1,500	2 \$1,494		
Grade 2, \$1,140 to \$1,500; average, \$1,320—					
Minor library assistant	1 1,140	1 1,140			
Custodial service—					
Grade 6, \$1,500 to \$1,860; average, \$1,680—					
Mechanic	1 1,500	1 1,500	1 1,500		
Grade 4, \$1,140 to \$1,500; average, \$1,320—					
Undermechanic	1 1,500	1 1,500	1 1,229		
Grade 3, \$1,020 to \$1,260; average, \$1,140—					
Minor mechanics	4 1,110	4 1,110	4 1,103		
Messengers	3 1,120	3 1,120	3 1,105		
Senior laborer	1 1,020	1 1,020	1 1,032		
Grade 2, \$900 to \$1,140; average, \$1,020—					
Assistant messengers	1 900	1 900	2 894		
Junior laborer	1 900	1 900	2 891		
Grade 1, \$600 to \$780; average, \$690—					
Junior messengers	4 630	4 630	3 704		
Total average number of employees	97	96	97		
Total salaries, departmental service	186,900.00	185,325.00	184,149.00		
Salaries and Expenses, Commissioners of Conciliation—					
Commissioners of conciliation: To enable the Secretary of Labor to exercise the authority vested in him by section 8 of the act creating the Department of Labor, and to appoint commissioners of conciliation, for per diem in lieu of subsistence at not exceeding \$4, traveling expenses, and not to exceed \$11,800; \$14,140 for personal services in the District of Columbia, and telegraph and telephone service (<i>acts Mar. 4, 1913, vol. 27, p. 730; July 16, 1914, vol. 28, p. 506; Feb. 27, 1925, vol. 43, p. 1048</i>)				\$250,000.00	\$198,720.00
	Estimated expenditures, 1927 appropriation	Estimated expenditures, 1926 appropriation	Expended and obligated, 1925		
Departmental service:					
Salaries—					
Clerical, administrative, and fiscal service—	Average— No. Salary	Average— No. Salary	Average— No. Salary		
Grade 12, \$5,200 to \$6,000; average, \$5,600—	1 \$5,600	1 \$5,200	1 \$5,200		
Senior administrative officer					
Grade 8, \$2,700 to \$3,300; average, \$3,000—	1 3,000	1 2,800	1 2,800		
Administrative assistant (executive clerk)					
Grade 5, \$1,860 to \$2,400; average, \$2,100—	2 2,010				
Senior clerks					
Grade 4, \$1,680 to \$2,040; average, \$1,860—		1 1,980	1 1,980		
Clerk-stenographer		1 1,860	1 1,860		
Grade 3, \$1,500 to \$1,860; average, \$1,680—					
Stenographer					
Temporary employees	1,520				
Total average number of employees	4	4	4		
Total salaries, departmental service	14,140.00	11,800.00	11,840.00		
The difference between 1927 and 1926 is due to increase in salaries, \$2,340.					
Field service:					
Salaries and wages—					
Salary range, \$1,860 to \$2,400; average, \$2,100—					
Commissioners of conciliation	1 2,008	1 2,008	1 2,008		
Salary range, \$2,700 to \$3,300; average, \$3,000—					
Commissioners of conciliation	3 2,920	3 2,920	5 2,920		
Salary range, \$3,000 to \$3,600; average, \$3,300—					
Commissioners of conciliation	3 3,285	3 3,285	4 3,285		
Salary range, \$3,300 to \$3,900; average, \$3,600—					
Commissioners of conciliation	17 3,650	11 3,650	10 3,650		
Salary range, \$3,800 to \$5,000; average, \$4,400—					
Commissioners of conciliation	17 4,015	15 4,015	11 4,015		
Salary range, \$3,800 to \$5,000; average, \$4,400—					
Commissioners of conciliation	5 4,380	5 4,380	5 4,380		
Salary range, \$5,200 to \$6,000; average, \$5,600—					
Commissioners of conciliation	1 5,475	1 5,475	1 5,475		
Total average number of employees	47	39	37		
Total salaries, field service	178,303.00	144,277.00	137,784.00		
The difference between 1927 and 1926 is due to increase in force, \$34,026.					
01 Total personal services	192,443.00	156,107.00	149,624.01		
02 Supplies and materials	100.00	100.00	5.10		
05 Communication service	2,000.00	1,500.00	1,706.38		
06 Travel expenses	54,757.00	40,513.00	36,315.15		
07 Transportation of things	100.00	100.00			
08 Stenographic work	500.00	300.00	305.97		
12 Repairs	100.00	100.00	18.80		
Total	260,000.00	198,720.00	187,975.41		

Estimates of appropriations required for the service of the fiscal year ending June 30, 1927—Continued

General object (title of appropriation), date of acts, references to Statutes at Large, or to Revised Statutes, and estimated amount required for each detailed object				Total amount to be appropriated under each head of appropriation	Amount appropriated for the fiscal year ending June 30, 1926
Contingent Expenses, Department of Labor—					
For contingent and miscellaneous expenses of the offices and bureaus of the department, for which appropriations for contingent and miscellaneous expenses are not specifically made, including the purchase of stationery, furniture and repairs to the same, carpets, matting, oilcloth, file cases, towels, ice, brooms, soap, sponges, laundry, street-car fares not exceeding \$200; lighting and heating; purchase, exchange, maintenance, and repair of motor cycles and motor trucks; purchase, exchange, maintenance, and repair of a motor-propelled passenger-carrying vehicle, to be used only for official purposes; freight and express charges; newspapers not exceeding \$275, for which payment may be made in advance; newspaper clippings not to exceed \$900; \$1,800, postage to foreign countries, telegraph and telephone service; typewriters, adding machines, and other labor-saving devices; purchase of law books, books of reference, and periodicals not exceeding \$2,500; \$2,750; in all \$35,500; \$38,700; and in addition thereto such sum as may be necessary, not in excess of \$13,500, to facilitate the purchase, through the central purchasing office as provided in the act of June 17, 1910 (Thirty-sixth Statutes at Large, page 531), of certain supplies for the Immigration Service, shall be deducted from the appropriation "Expenses of regulating immigration" made for the fiscal year [1926] 1927 and added to the appropriation "Contingent expenses, Department of Labor," for that year; and the total sum thereof shall be and constitute the appropriation for contingent expenses for the Department of Labor, to be expended through the central purchasing office (Division of Publications and Supplies), Department of Labor (<i>acts Mar. 4, 1913, vol. 37, p. 736; Feb. 27, 1925, vol. 43, p. 1048</i>)				\$38, 700. 00	\$35, 500. 00
	Estimated expenditures, 1927 appropriation	Estimated expenditures, 1926 appropriation	Expended and obligated, 1925		
Supplies and materials:					
0200 Stationery and office supplies.....	\$10, 850. 00	\$10, 850. 00	\$10, 860. 92		
0210 Medical and hospital supplies.....	100. 00	100. 00	69. 31		
0220 Scientific and educational supplies.....	3, 595. 00	3, 075. 00	2, 500. 00		
0230 Gasoline and lubricants.....	1, 000. 00	1, 000. 00	747. 23		
0260 Sundry supplies.....	1, 000. 00	1, 000. 00	1, 009. 32		
0290 Materials.....	700. 00	700. 00	398. 29		
02 Total supplies and materials.....	17, 245. 00	16, 725. 00	15, 585. 07		
Communication service:					
0500 Telegraph service.....	350. 00	350. 00	99. 85		
0501 Telephone service.....	4, 225. 00	4, 225. 00	5, 148. 54		
0521 Stamps \$1.07, and foreign exchange \$486.05.....	1, 405. 00	625. 00	566. 54		
0524 Sundry supplies for telephone.....	25. 00	25. 00			
05 Total communication service.....	6, 005. 00	5, 225. 00	5, 814. 93		
Travel expenses:					
0601 Railway fares.....	65. 00		71. 28		
0610 Street-car tokens.....	200. 00	200. 00	120. 00		
06 Total travel expenses.....	265. 00	200. 00	191. 28		
07 Transportation of things.....	50. 00	50. 00	1. 50		
08 Printing and binding.....	20. 00	20. 00	9. 31		
09 Advertising.....	15. 00	15. 00	7. 70		
11 Rent of motor equipment.....			115. 52		
Repairs and alterations:					
1200 Building materials.....			7. 29		
1280 Repairs to equipment.....	600. 00	600. 00	638. 64		
1290 Special and miscellaneous repairs and alterations.....	200. 00		105. 44		
12 Total repairs and alterations.....	800. 00	600. 00	751. 37		
13 Special and miscellaneous expenses (press clippings).....	1, 800. 00	900. 00	256. 86		
Equipment:					
3002 Passenger-carrying vehicles.....			2, 533. 00		
3053 Motor vehicles.....	900. 00	900. 00			
3010 Furniture, furnishings, and fixtures.....	9, 850. 00	9, 115. 00	9, 680. 80		
3050 Other equipment.....	1, 750. 00	1, 750. 00	1, 439. 55		
30 Total equipment.....	12, 500. 00	12, 365. 00	13, 653. 35		
Total.....	38, 700. 00	35, 500. 00	36, 386. 89		
Rent, Department of Labor—					
Rent: For rent of buildings and parts of buildings in the District of Columbia for the use of the Department of Labor (<i>acts Oct. 2, 1913, vol. 38, p. 225; Feb. 27, 1925, vol. 43, p. 1048</i>)				24, 000. 00	24, 000. 00
	Estimated expenditures, 1927 appropriation	Estimated expenditures, 1926 appropriation	Expended and obligated, 1925		
11 Rent.....	\$24, 000	\$24, 000	\$24, 000		

Estimates of appropriations required for the service of the fiscal year ending June 30, 1927—Continued

General object (title of appropriation), date of acts, references to Statutes at Large, or to Revised Statutes, and estimated amount required for each detailed object				Total amount to be appropriated under each head of appropriation	Amount appropriated for the fiscal year ending June 30, 1926
Printing and Binding, Department of Labor— Printing and binding: For printing and binding for Department of Labor, including all its bureaus, offices, institutions, and services located in Washington, District of Columbia, and elsewhere (<i>acts Mar. 23, 1922, vol. 42, p. 485; Feb. 27, 1925, vol. 43, p. 1048</i>)-----				\$200, 000. 00	\$220, 500. 00
	Estimated expenditures, 1927 appropriation	Estimated expenditures, 1926 appropriation	Expended and obligated, 1925		
0800 Publications and binding.....	\$137, 615. 50	\$154, 315. 05	\$155, 370. 37		
02011 Printed forms and letterheads.....	57, 234. 50	58, 034. 85	53, 641. 13		
02013 Envelopes and file folders.....	500. 00	500. 00	571. 37		
02014 Record and guide cards and tags.....	150. 00	150. 00	226. 86		
02015 Blank books.....			519. 34		
02021 Binders.....	4, 500. 00	7, 500. 00	4, 500. 00		
Total.....	200, 000. 00	220, 500. 00	214, 828. 87		
Total under Office of the Secretary of Labor-----				699, 600. 00	662, 620. 00
BUREAU OF LABOR STATISTICS					
Salaries, Bureau of Labor Statistics— Salaries: For the Commissioner and other personal services in the District of Columbia in accordance with the classification act of 1923 (<i>acts Feb. 14, 1903, vol. 32, p. 825; Mar. 4, 1913, vol. 37, p. 736; Feb. 27, 1925, vol. 43, p. 1048</i>)-----				\$20, 000. 00	215, 000. 00
	Estimated expenditures, 1927 appropriation	Estimated expenditures, 1926 appropriation	Expended and obligated, 1925		
Departmental service:					
Salaries—					
Professional and scientific service—					
Grade 6, \$6,000 to \$7,500; average, \$6,750—					
Chief economic analyst.....	Average— No. 1 Salary \$6, 000	Average— No. 1 Salary \$6, 000	Average— No. 1 Salary \$6, 000		
Grade 5, \$5,200 to \$6,000; average, \$5,600—					
Senior economic analyst.....	1 5, 200	1 5, 200	1 4, 550		
Grade 4, \$3,600 to \$5,000; average, \$4,400—					
Economic analyst.....	1 3, 800	1 3, 800	1 3, 828		
Grade 3, \$3,000 to \$3,600; average, \$3,300—					
Associate economic analysts.....	4 3, 000	4 3, 000	3 3, 000		
Associate attorney.....	1 3, 000	1 3, 000	1 3, 000		
Grade 2, \$2,400 to \$3,000; average, \$2,700—					
Assistant economic analysts.....	6 2, 500	6 2, 500	6 2, 445		
Assistant medical officer.....	1 2, 400	1 2, 400	1 2, 400		
Grade 1, \$1,860 to \$2,400; average, \$2,111.42—					
Junior economic analysts.....	4 1, 960	4 1, 960	3 1, 929		
Junior attorney.....	1 1, 920	1 1, 920	1 1, 999		
Clerical, administrative, and fiscal service—					
Grade 7, \$2,400 to \$3,000; average, \$2,700—					
Junior administrative assistants.....	5 2, 400	4 2, 400	4 2, 400		
Assistant business specialist.....	1 2, 400	1 2, 400	1 2, 400		
Assistant editor.....	1 2, 400				
Grade 6, \$2,100 to \$2,700; average, \$2,400—					
Principal clerks.....	2 2, 600	3 2, 500	3 2, 498		
Grade 5, \$1,860 to \$2,400; average, \$2,111.42—					
Senior clerks.....	29 1, 963	23 1, 990	25 2, 021		
Senior clerk-stenographer.....	1 2, 200	1 2, 200	1 2, 183		
Grade 4, \$1,680 to \$2,040; average, \$1,860—					
Clerks.....	12 1, 725	14 1, 718	12 1, 693		
Clerk-stenographers.....	2 1, 980	2 1, 980	1 1, 929		
Grade 3, \$1,500 to \$1,860; average, \$1,680—					
Assistant clerks.....	13 1, 615	14 1, 598	16 1, 579		
Assistant clerk-stenographers.....	4 1, 575	4 1, 575	2 1, 605		
Grade 2, \$1,320 to \$1,680; average, \$1,500—					
Junior clerks.....	12 1, 530	15 1, 488	14 1, 457		
Junior clerk-stenographers.....	4 1, 440	4 1, 440	6 1, 418		
Grade 1, \$1,140 to \$1,500; average, \$1,320—					
Underclerk.....	1 1, 260	1 1, 260	1 1, 140		
Custodial service—					
Grade 4, \$1,140 to \$1,500; average, \$1,320—					
Head messenger.....			1 1, 330		
Grade 3, \$1,020 to \$1,260; average, \$1,140—					
Messengers.....	4 1, 080	4 1, 080	4 1, 041		
Total number of employees.....	111	110	111		
Total salaries, departmental service.....	220, 000. 00	215, 000. 00	214, 949. 33		
The difference between 1927 and 1926 is due to increase in salaries and force, \$5,000.					

Estimates of appropriations required for the service of the fiscal year ending June 30, 1927—Continued

General object (title of appropriation), date of acts, references to Statutes at Large, or to Revised Statutes, and estimated amount required for each detailed object				Total amount to be appropriated under each head of appropriation	Amount appropriated for the fiscal year ending June 30, 1926
Miscellaneous Expenses, Bureau of Labor Statistics— Per diem in lieu of subsistence not exceeding \$4 of special agents and employees, and for their transportation; experts and temporary assistance for field service outside of the District of Columbia, to be paid at the rate of not exceeding \$8 per day; personal services in the District of Columbia not to exceed \$29,500, including also temporary statistical clerks, stenographers, and typewriters in the District of Columbia, to be selected from civil-service registers, the same person to be employed for not more than six consecutive months; traveling expenses of officers and employees, purchase of periodicals, documents, price quotations, and reports and materials for reports and bulletins of the Bureau of Labor Statistics (acts Feb. 14, 1903, vol. 32, p. 825; Mar. 4, 1913, vol. 37, p. 736; Feb. 27, 1925, vol. 43, p. 1048)				\$74,000.00	\$70,000.00
	Estimated expenditures, 1927 appropriation	Estimated expenditures, 1926 appropriation	Expended and obligated, 1925		
Departmental service:					
Salaries—					
Professional and scientific service—					
Grade 4, \$3,800 to \$5,000; average, \$4,400—	Average— No. 1 Salary \$4,400	Average— No. 1 Salary \$4,400	Average— No. 1 Salary \$3,917		
Economic analyst.....	1 2,400	1 2,400	1 2,400		
Grade 2, \$2,400 to \$3,000; average, \$2,700—					
Assistant economic analyst.....	1 2,800	1 2,800	1 2,800		
Clerical, administrative, and fiscal service—					
Grade 7, \$2,400 to \$3,000; average, \$2,700—	2 2,500	1½ 2,514	2 2,453		
Junior administrative assistant.....					
Assistant business specialists.....	4 2,105	4 2,105	1½ 2,208		
Grade 5, \$1,800 to \$2,400; average, \$2,111.42—					
Senior clerks.....	9 23,000.00	8½ 22,420.00	6½ 16,854.10		
Total number of employees.....					
Total salaries, departmental service.....					
Temporary employees—					
In District of Columbia.....	6,500.00	6,500.00	3,308.32		
Outside District of Columbia.....			467.72		
Total.....	6,500.00	6,500.00	3,776.04		
01 Total personal services.....	29,500.00	28,920.00	20,630.14		
02 Material for reports and bulletins.....	3,500.00	3,500.00	3,153.48		
Communication service:					
0600 Telegraph service.....	450.00	450.00	372.15		
0510 Telephone service.....	50.00	50.00	48.55		
05 Total communication service.....	500.00	500.00	420.70		
06 Per diem and travel expenses.....	40,470.00	37,050.00	46,294.65		
08 Stenographic and typewriting service (in expense accounts).....	20.00	20.00	1.50		
12 Repairs and alterations (in expense accounts).....	10.00	10.00	4.50		
Total.....	74,000.00	70,000.00	70,504.97		
Library, Bureau of Labor Statistics— For periodicals, newspapers, documents, and special reports for the purpose of procuring strike data, price quotations, and court decisions for the Bureau of Labor Statistics					300.00
	Estimated expenditures, 1927 appropriation	Estimated expenditures, 1926 appropriation	Expended and obligated, 1925		
0220 Periodicals, newspapers, documents, and special reports.....		\$300.00	\$300.00		
Total under Bureau of Labor Statistics.....				294,000.00	285,300.00
BUREAU OF IMMIGRATION					
Salaries, Bureau of Immigration— Salaries: For the Commissioner General and other personal services in the District of Columbia, in accordance with the classification act of 1923 (act Feb. 27, 1925, vol. 43, p. 1049)				91,840.00	91,840.00

Estimates of appropriations required for the service of the fiscal year ending June 30, 1927—Continued

General object (title of appropriation), date of acts, references to Statutes at Large, or to Revised Statutes, and estimated amount required for each detailed object	Total amount to be appropriated under each head of appropriation	Amount appropriated for the fiscal year ending June 30, 1926
--	--	--

Salaries, Bureau of Immigration—Continued.

	Estimated expenditures, 1927 appropriation	Estimated expenditures, 1926 appropriation	Expended and obligated, 1925
Departmental service:			
Salaries—			
Professional and scientific service—			
Grade 3, \$3,000 to \$3,600; average, \$3,300—	Average— No. 2 Salary \$3,000	Average— No. 2 Salary \$3,000	Average— No. 2 Salary \$3,000
Associate attorneys—			
Grade 2, \$2,400 to \$3,000; average, \$2,700—	1 2,400	1 2,400	2 2,400
Assistant attorney—			
Clerical, administrative, and fiscal service—			
Grade 13, \$6,000 to \$7,500; average, \$6,750—			
Executive officer—	1 6,500	1 6,500	1 6,000
Grade 11, \$3,800 to \$5,000; average, \$4,400—			
Administrative officer—	1 3,800	1 3,800	1 3,800
Grade 9, \$3,000 to \$3,600; average, \$3,300—			
Senior administrative assistant—			1 3,000
Grade 7, \$2,400 to \$3,000; average, \$2,700—			
Junior administrative assistants—	4 2,400	4 2,400	2 2,400
Grade 5, \$1,860 to \$2,400; average, \$2,130—			
Senior clerks—	4 2,091	4 2,091	4 2,113
Grade 4, \$1,680 to \$2,040; average, \$1,860—			
Clerks—	3 1,803	3 1,803	3 1,860
Grade 3, \$1,500 to \$1,860; average, \$1,680—			6 1,650
Assistant clerks—	9 1,580	9 1,580	3 1,680
Senior stenographers—	3 1,500	3 1,500	3 1,500
Assistant clerks, stenographers—	3 1,520	3 1,520	3 1,500
Grade 2, \$1,320 to \$1,680; average, \$1,500—			6 1,390
Junior clerks—	7 1,380	7 1,380	5 1,320
Junior stenographers—	4 1,320	4 1,320	5 1,332
Grade 1, \$1,140 to \$1,500; average, \$1,320—			
Under clerk—	7 1,191	7 1,191	7 1,200
Junior typist—			1 1,140
Custodial service—			
Grade 3, \$1,020 to \$1,260; average, \$1,140—			
Messenger—	3 1,100	3 1,100	3 1,083
Total average number of employees—	52	52	52
Total salaries, departmental service—	91,840	91,840	91,772

Expenses of Regulating Immigration—

Regulating immigration: For enforcement of the laws regulating immigration of aliens into the United States, including the contract labor laws; cost of reports of decisions of the Federal courts, and digests thereof, for the use of the Commissioner General of Immigration; salaries and expenses of all officers, clerks, and employees appointed to enforce said laws, including not to exceed **[\$125,000]** **\$136,000** for personal services in the District of Columbia together with persons authorized by law to be detailed for duty at Washington, District of Columbia, per diem in lieu of subsistence when allowed pursuant to section 13 of the sundry civil appropriation act approved August 1, 1914; enforcement of the provisions of the act of February 5, 1917, entitled "An act to regulate the immigration of aliens to and the residence of aliens in the United States," and acts amendatory thereof and in addition thereto; necessary supplies, including exchange of typewriting machines, alterations and repairs, and for all other expenses authorized by said act; preventing the unlawful entry of aliens into the United States, by the appointment of suitable officers to enforce the laws in relation thereto; expenses of returning to China all Chinese persons found to be unlawfully in the United States, including the cost of imprisonment and actual expenses of conveyance of Chinese persons to the frontier or seaboard for deportation; refunding of head tax, maintenance bills, and immigration fines upon presentation of evidence showing conclusively that collection was made through error of Government officers; all to be expended under the direction of the Secretary of Labor, \$5,084,865: *Provided*, That \$1,000,000 of this amount shall be available only for coast and land border patrol: *Provided further*, That the purchase, exchange, use, maintenance, and operation of motor vehicles and allowances for horses, including motor vehicles and horses owned by immigration officers when used on official business required in the enforcement of the immigration and Chinese exclusion laws outside of the District of Columbia may be contracted for and the cost thereof paid from the appropriation for the enforcement of those laws, under such terms and conditions as the Secretary of Labor may prescribe: *Provided further*, That not more than \$100,000 of the sum appropriated herein may be expended in the purchase and maintenance of such motor vehicles, and of such sum of \$100,000 not more than \$88,000 shall be available for the purchase

Estimates of appropriations required for the service of the fiscal year ending June 30, 1927—Continued

General object (title of appropriation), date of acts, references to Statutes at Large, or to Revised Statutes, and estimated amount required for each detailed object

Total amount to be appropriated under each head of appropriation

Amount appropriated for the fiscal year ending June 30, 1926

Expenses of Regulating Immigration—Continued.

and maintenance of motor vehicles for coast and land border patrol
 [Provided further, That hereafter any employee of the Bureau of Immigration authorized so to do under regulations prescribed by the Commissioner General of Immigration with the approval of the Secretary of Labor, shall have power without warrant (1) to arrest any alien who in his presence or view is entering or attempting to enter the United States in violation of any law or regulation made in pursuance of law regulating the admission of aliens, and to take such alien immediately for examination before an immigrant inspector or other official having authority to examine aliens as to their right to admission to the United States, and (2) to board and search for aliens any vessel within the territorial waters of the United States, railway car, conveyance or vehicle, in which he believes aliens are being brought into the United States; and such employee shall have power to execute any warrant or other process issued by any officer under any law regulating the admission, exclusion, or expulsion of aliens] (acts May 26, 1924, vol. 43, p. 153; May 28, 1924, vol. 43, p. 241; Feb. 27, 1925, vol. 43, p. 1049)

\$5, 084, 865. 00

\$5, 084, 865. 00

	Estimated expenditures, 1927 appropriation		Estimated expenditures, 1926 appropriation		Expended and obligated, 1925	
	No.	Average—Salary	No.	Average—Salary	No.	Average—Salary
Departmental service:						
Salaries—						
Professional and scientific service—						
Grade 4, \$3,800 to \$5,000; average \$4,400—						
Attorneys.....	2	\$4,700	2	\$4,700	2	\$4,700
Grade 3, \$3,000 to \$3,600; average \$3,300—						
Associate attorneys.....	4	3,000	4	3,000	4	3,000
Clerical, administrative, and fiscal service—						
Grade 11, \$3,800 to \$5,000; average \$4,400—						
Administrative officer.....	1	5,000	1	5,000	1	4,800
Grade 10, \$3,300 to \$3,900; average \$3,600—						
Junior administrative officer.....					1	3,500
Grade 9, \$3,000 to \$3,600; average \$3,300—						
Senior administrative assistant.....	1	3,500	1	3,500	1	3,500
Grade 8, \$2,700 to \$3,300; average \$3,000—						
Administrative assistant.....					1	3,000
Grade 7, \$2,400 to \$3,000; average \$2,700—						
Junior administrative assistants.....	3	2,533	3	2,533	4	2,600
Grade 6, \$2,100 to \$2,700; average \$2,400—						
Principal clerks.....	3	2,400	3	2,400	3	2,633
Grade 5, \$1,860 to \$2,400; average \$2,130—						
Senior clerks.....	3	1,900	3	1,860	3	1,973
Grade 4, \$1,680 to \$2,040; average \$1,860—						
Clerk.....	1	1,740	1	1,680	1	2,292
Grade 3, \$1,500 to \$1,860; average \$1,680—						
Assistant clerks.....	3	1,660	3	1,620	2	1,590
Senior stenographers.....	6	1,650	6	1,600	5	1,600
Assistant clerk-stenographers.....	2	1,650	2	1,620	5	1,608
Grade 2, \$1,320 to \$1,680; average \$1,500—						
Junior clerks.....	7	1,380	7	1,354	4	1,333
Senior typists.....	3	1,400	3	1,400	1	1,380
Junior stenographers.....	22	1,350	22	1,342	3	1,320
Junior clerk-typist.....	1	1,380	1	1,320	1	1,320
Junior clerk-stenographer.....	1	1,380	1	1,320	1	1,320
Grade 1, \$1,140 to \$1,500; average \$1,320—						
Underclerk.....	4	1,260	4	1,215	3	1,270
Junior typist.....	10	1,230	10	1,158	1	1,320
Custodial service—						
Grade 3, \$1,020 to \$1,260; average, \$1,140—						
Messengers.....	2	1,020	2	1,020	2	1,155
Total average number of employees.....	79		79		74	
Total salaries, departmental service.....		136,000		133,981		130,194
The difference between 1927 and 1926 is due to increase in salaries, \$2,019.						

Estimates of appropriations required for the service of the fiscal year ending June 30, 1927—Continued

General object (title of appropriation), date of acts, references to Statutes at Large, or to Revised Statutes, and estimated amount required for each detailed object				Total amount to be appropriated under each head of appropriation	Amount appropriated for the fiscal year ending June 30, 1926
<i>Expenses of Regulating Immigration—Continued.</i>					
	Estimated expenditures, 1927 appropriation	Estimated expenditures, 1926 appropriation	Expended and obligated, 1925		
Field service:					
Salaries and wages—					
Salary range, \$6,000 to \$7,500; average, \$6,750—					
Commissioner of Immigration.....	No. 1 Salary \$6,500	No. 1 Salary \$6,500	No. 1 Salary \$6,500		
Salary range, \$3,800 to \$5,000; average, \$4,400—					
Commissioners of Immigration.....	8 4,625	8 4,625	7 4,606		
Immigrant inspector.....			1 1/2 4,606		
Assistant commissioners of immigration.....	5 4,102	5 4,102	4 1/2 4,400		
Supervisor.....	1 4,000	1 4,000	1 1/2 4,236		
District directors.....	8 3,850	8 3,850	8 3,812		
Salary range, \$3,300 to \$3,900; average, \$3,600—					
Assistant Commissioners of Immigration.....	2 3,500	2 3,500	2 3,500		
District directors.....	2 3,300	2 3,300	2 3,300		
Superintendent.....	1 3,500	1 3,500	1 3,500		
Inspectors in charge.....	8 3,362	8 3,362	7 3,328		
Immigrant inspector.....			1 1/2 3,600		
Salary range, \$3,000 to \$3,600; average, \$3,300—					
Assistant Commissioners of Immigration.....	2 3,000	2 3,000	1 3,000		
District directors.....	4 3,000	4 3,000	4 3,000		
Assistant district directors.....	8 3,000	8 3,000	7 1/2 3,000		
Plant engineer.....	1 3,000	1 3,000	1 3,000		
Inspectors in charge.....	10 3,000	10 3,000	8 3,000		
Immigrant inspector.....			1 1/2 3,000		
Salary range, \$2,700 to \$3,300; average, \$3,000—					
Assistant Commissioner of Immigration.....	1 2,800	1 2,800	1 1/2 2,800		
District directors.....	9 2,778	9 2,778	9 2,778		
Inspectors in charge.....	16 2,790	16 2,790	21 1/2 2,757		
Immigrant inspectors.....			10 2,717		
Salary range, \$2,400 to \$3,000; average, \$2,700—					
Assistant Commissioner of Immigration.....	1 2,700	1 2,700	1 2,500		
District director.....	1 2,600	1 2,600			
Assistant district directors.....	5 2,400	5 2,400	5 2,400		
Inspectors in charge.....	20 2,449	20 2,449	20 2,455		
Immigrant inspectors.....	122 2,449	122 2,449	116 1/2 2,407		
Patrol inspectors in charge.....	24 2,442	24 2,442	23 1/2 2,410		
Senior clerk.....	3 2,420	3 2,420	2 2,416		
Pilot.....	5 2,640	5 2,640	5 2,640		
Marine engineer.....	4 2,520	4 2,520	4 2,520		
Salary range, \$2,100 to \$2,700; average, \$2,400—					
Immigrant inspectors.....	272 2,150	272 2,150	260 2,149		
Patrol inspectors in charge.....	6 2,190	6 2,190	8 2,149		
Senior clerks.....	17 2,130	17 2,130	15 2,149		
Interpreters.....	2 2,100	2 2,100	2 2,100		
Draftsman.....	1 2,220	1 2,220	2 2,250		
Pilot.....	1 2,340	1 2,340	1 2,340		
Marine engineers.....	3 2,220	3 2,220	2 2,204		
Stationary engineers.....	3 2,257	3 2,257	3 2,292		
Salary range, \$1,860 to \$2,400; average, \$2,100—					
Immigrant inspectors.....	272 1,915	272 1,915	260 1,915		
Clerks.....	18 1,910	18 1,910	19 1,895		
Interpreters.....	18 1,892	18 1,892	16 1/2 1,885		
Stationary engineers.....	7 1,989	7 1,989	7 1,988		
Marine firemen.....	8 1,860	8 1,860	7 1,860		
Machinist.....	1 1,880	1 1,880	1 1,880		
Carpenter.....			1 1/2 1,880		
General mechanic.....	1 1,860	1 1,860	1 1,860		
Plumber.....	1 2,000	1 2,000	1 1/2 2,000		
Salary range, \$1,680 to \$2,040; average, \$1,800—					
Immigrant inspectors.....	3 1,780	3 1,780	1 1,773		
Patrol inspectors.....	405 1,712	405 1,712	372 1/2 1,688		
Clerks.....	63 1,711	63 1,711	60 1,711		
Interpreters.....	41 1,695	41 1,695	36 1,697		
Head guard.....	1 1,740	1 1,740	1 1,740		
Stationary engineers.....	3 1,680	3 1,680	2 1,680		
Deck hands.....	17 1,680	17 1,670	17 1/2 1,680		
Chief engineer.....	1 1,800	1 1,800	1 1,800		
Stationary firemen.....	16 1,711	16 1,711	17 1,710		
Refrigerating machinist.....			2 1,760		
Tile setter.....	1 1,800	1 1,800	1 1,800		

Estimates of appropriations required for the service of the fiscal year ending June 30, 1927—Continued

General object (title of appropriation), date of acts, references to Statutes at Large, or to Revised Statutes, and estimated amount required for each detailed object	Estimated expenditures, 1927 appropriation		Estimated expenditures, 1926 appropriation		Expended and obligated, 1925		Total amount to be appropriated under each head of appropriation	Amount appropriated for the fiscal year ending June 30, 1926
Expenses of Regulating Immigration—Continued.								
Field service—Continued.	Average—		Average—		Average—			
Salaries and wages—Continued.	No.	Salary	No.	Salary	No.	Salary		
Salary range, \$1,680 to \$2,040; average, \$1,800—Con.								
Carpenters.....	6	\$1,730	6	\$1,730	6	\$1,730		
Dynamo tenders.....	5	1,760	5	1,760	5	1,760		
Painter.....	1	1,740	1	1,740	2	1,692		
Motor mechanics.....	2	1,680	2	1,680	1	1,680		
Plumbers.....	2	1,700	2	1,700	3	1,681		
Wiremen.....	4	1,760	4	1,760	3	1,760		
Electrician.....	1	1,680	1	1,680	1	1,760		
Marine fireman.....					1	1,680		
Salary range, \$1,500 to \$1,860; average, \$1,680—					1	1,740		
Clerks.....	11	1,620	11	1,620	11	1,543		
Stenographers.....	125	1,536	125	1,536	122	1,543		
Interpreters.....	9	1,513	9	1,513	8	1,515		
Head guards.....	6	1,520	6	1,520	7	1,515		
Deck hands.....	5	1,500	5	1,500	4	1,530		
Marine firemen.....	2	1,536	2	1,536	4	1,500		
Stationary firemen.....	2	1,640	2	1,640	4	1,588		
General mechanics.....	2	1,500	2	1,500	2	1,500		
Plumber.....	1	1,620	1	1,620				
Carpenter's helper.....	1	1,440	1	1,440	1	1,440		
Salary range, \$1,320 to \$1,680; average, \$1,500—								
Immigrant inspector.....					1	1,349		
Clerks.....	53	1,423	53	1,423	53	1,349		
Stenographers.....	50	1,440	50	1,440	50	1,406		
Typists.....	32	1,320	32	1,320	15	1,406		
Interpreters.....	3	1,320	3	1,320	1	1,406		
Guards.....	138	1,434	138	1,434	136	1,565		
Laborers.....	13	1,399	13	1,399	11	1,434		
Matrons.....	31	1,426	31	1,426	31	1,395		
Janitors.....	2	1,320	2	1,320	1	1,425		
Stationary firemen.....	5	1,440	5	1,440	1	1,320		
Laundrymen.....	3	1,400	3	1,400	5	1,440		
Gardeners.....	2	1,410	2	1,410	3	1,410		
Telephone operators.....	4	1,440	4	1,440	2	1,425		
Salary range, \$1,140 to \$1,500; average, \$1,320—					3	1,440		
Guards.....	37	1,144	37	1,144	37	1,144		
Laborers.....	93	1,183	93	1,183	91	1,193		
Janitors.....	7	1,183	7	1,183	7	1,182		
Matrons.....	8	1,140	8	1,140	8	1,182		
Charwomen.....	4	1,155	4	1,155	3	1,140		
Interpreters.....					3	1,155		
Salary range \$1,020 to \$1,260; average, \$1,140—					2	1,155		
Janitor.....	1	1,080	1	1,080	1	1,260		
Charwomen.....	16	1,080	16	1,080	1	1,080		
Salary range \$900 to \$1,140; average \$1,020—					16	1,080		
Laborer.....	1	900	1	900	1	900		
Janitor.....	1	900	1	900	1	900		
Telephone operator.....					1	960		
Charwoman.....	1	960	1	960	1	960		
Pilot-engineer.....					1	960		
Salary range \$420 to \$600; average, \$510—								
Janitors.....	2	600	2	600	2	600		
Clerk.....	1	600	1	600	1	300		
Immigrant inspector.....					1	420		
Salary range \$240 to \$420; average \$330—								
Immigrant inspectors.....	46	299	46	299	40	300		
Interpreters.....	8	300	8	300	8	299		
Guard.....	3	300	3	300	2	240		
Janitors.....	6	280	6	280	2	300		
Matron.....	2	300	2	300	2	300		
Charwomen.....	2	270	2	270	2	240		
Salary range, \$30 to \$200; average \$110—					2	300		
Immigrant inspectors.....	13	146	13	146	2	300		
Janitors.....	3	130	3	130	1	240		
Guard.....	1	30	1	30	13	138		
Interpreter.....					2	128		
Charwoman.....					1	128		
Total average number of employees.....	2,231		2,231		2,157	150		
Total salaries and wages, field service.....		3,952,761		3,952,761		72		
Temporary emergency employment, field service.....		27,000		27,000				
Total personal services.....		4,115,761		4,113,742		3,823,310		

Estimates of appropriations required for the service of the fiscal year ending June 30, 1927—Continued

General object (title of appropriation), date of acts, references to Statutes at Large, or to Revised Statutes, and estimated amount required for each detailed object				Total amount to be appropriated under each head of appropriation	Amount appropriated for the fiscal year ending June 30, 1926
<i>Expenses of Regulating Immigration—Continued.</i>					
	Estimated expenditures, 1927 appropriation	Estimated expenditures, 1926 appropriation	Expended and obligated, 1925		
Supplies and materials:					
0200 Stationery and office supplies.....	\$20,000.00	\$25,000.00	\$28,647.17		
0204 Photographic supplies.....	800.00	800.00	832.12		
0205 Cleaning and toilet supplies.....	5,000.00	6,000.00	6,771.14		
0210 Medical and hospital supplies.....	2,500.00	2,600.00	2,624.67		
0220 Scientific and educational supplies.....	600.00	600.00	688.55		
0230 Coal, wood, and other solids.....	94,000.00	95,000.00	95,635.22		
0233 Petroleum and oils.....	45,000.00	47,000.00	47,751.30		
0240 Wearing apparel and sewing supplies.....	1,200.00	1,200.00	1,302.87		
0260 Provisions.....	4,500.00	4,700.00	4,733.26		
0282 Mechanics', engineers', and electricians' supplies.....	9,700.00	9,900.00	10,904.45		
0284 Miscellaneous supplies.....	5,200.00	5,700.00	6,117.52		
0296 Paints and painters' supplies.....	1,500.00	1,500.00	1,684.51		
02 Total supplies and materials.....	190,000.00	200,000.00	205,692.78		
03 Detention and maintenance of aliens.....	180,000.00	180,000.00	255,748.47		
04 Storage and care of motor vehicles.....	7,000.00	7,000.00	7,132.44		
Communication service:					
0500 Telegraph service.....	10,000.00	10,000.00	12,160.65		
0510 Telephone service.....	28,500.00	28,500.00	29,342.96		
0520 Other communication service.....	1,500.00	1,500.00	1,848.93		
05 Total communication service.....	40,000.00	40,000.00	43,352.54		
Travel expenses:					
0600 Commercial transportation, rail and water...	345,280.00	354,008.00	423,950.04		
0630 Per diem in lieu of subsistence.....	50,000.00	55,000.00	56,431.63		
0640 Furnishing food and lodging while in travel status.....	25,000.00	27,000.00	27,939.56		
0670 Charter of vessels (rental and hire).....	18,000.00	18,000.00	18,173.96		
0690 Travel expenses (miscellaneous).....	20,000.00	21,000.00	21,140.30		
0691 Passports for aliens.....	1,200.00	1,200.00	1,381.29		
06 Total travel expenses.....	459,480.00	476,208.00	549,016.78		
07 Transportation of things (service).....	5,500.00	5,000.00	5,850.78		
08 Photographing and prints.....	6,000.00	6,000.00	6,695.46		
09 Advertisement for bids.....	250.00	250.00	286.05		
Furnishing of light, power, and water:					
1010 Light and power.....	5,050.00	5,050.00	5,404.49		
1040 Water.....	23,950.00	23,950.00	23,982.88		
10 Total light, power, and water.....	29,000.00	29,000.00	29,387.37		
Rents:					
1100 Rent of buildings and structures.....	68,000.00	68,000.00	68,471.78		
1112 Rent of motor equipment (privately owned automobiles).....	28,000.00	29,800.00	29,820.83		
1113 Rent of animals (horse maintenance).....	3,000.00	3,200.00	3,380.63		
1115 Rent of miscellaneous equipment.....	1,000.00	2,000.00	2,197.69		
11 Total rents.....	100,000.00	103,000.00	103,870.93		
Repairs and alterations:					
1200 Repairs to buildings.....	1,500.00	1,500.00	1,504.92		
1280 Repairs to machinery.....	1,600.00	1,600.00	1,680.90		
1281 Repairs to typewriters.....	1,000.00	1,200.00	1,278.25		
1282 Repairs to automobiles.....	15,000.00	16,500.00	16,929.14		
1283 Repairs to office equipment and special and miscellaneous repairs.....	3,000.00	3,500.00	3,539.05		
1285 Repairs to boats.....	2,900.00	3,700.00	3,930.78		
12 Total repairs and alterations.....	25,000.00	28,000.00	28,861.04		
Special and miscellaneous current expenses:					
1373 Laundry and towel service.....	4,000.00	4,000.00	4,291.15		
1380 Special and miscellaneous expenses.....	3,709.00	3,500.00	4,232.76		
13 Total special and miscellaneous current expenses.....	7,709.00	7,500.00	8,523.91		
22 Burial of aliens.....	165.00	165.00	167.50		
Equipment:					
3000 Passenger-carrying vehicles.....	32,700.00	32,700.00	32,920.91		
3010 Furniture, furnishings, and fixtures.....	24,000.00	24,000.00	24,032.94		
3020 Educational, scientific, and recreational equipment.....	1,000.00	1,000.00	1,043.62		
3050 Other equipment.....	3,000.00	3,000.00	3,144.29		
3053 Transporting and conveying equipment.....	1,800.00	1,800.00	1,925.99		
3059 Special and miscellaneous equipment.....	4,500.00	4,500.00	4,620.08		
30 Total equipment.....	67,000.00	67,000.00	67,687.83		
Refunds:					
5300 Refunds of fines.....	1,000.00	1,000.00	2,030.00		
5314 Refund of head tax.....	1,000.00	1,000.00	1,000.00		
53 Total refunds.....	2,000.00	2,000.00	3,030.00		
Total.....	5,234,865.00	5,264,865.00	5,306,314.88		
Less refunds from steamship companies and other sources.....	150,000.00	180,000.00	268,442.27		
Net amount of expenditures and obligations.....	5,084,865.00	5,084,865.00	5,037,872.61		

Estimates of appropriations required for the service of the fiscal year ending June 30, 1927—Continued

General object (title of appropriation), date of acts, references to Statutes at Large, or to Revised Statutes, and estimated amount required for each detailed object				Total amount to be appropriated under each head of appropriation	Amount appropriated for the fiscal year ending June 30, 1926
Immigration Stations— For remodeling, repairing (including repairs to the ferryboat Ellis Island), renovating buildings, and purchase of equipment (<i>act Feb. 27, 1925, vol. 43, p. 1050</i>)				\$50,000.00	\$75,000.00
	Estimated expenditures, 1927 appropriation	Estimated expenditures, 1926 appropriation	Expended and obligated, 1925		
Supplies and materials:					
0202 Mechanics', engineers', and electricians' supplies	\$2,000.00	\$2,000.00	\$1,700.10		
0294 Lumber	1,000.00	1,000.00	459.71		
0296 Paints, varnishes, etc.		4,000.00	11,596.50		
02 Total supplies and materials	3,000.00	7,000.00	13,756.31		
Repairs and alterations:					
1200 Repairs to buildings	10,000.00	20,000.00	16,731.64		
1240 Repairs to ferry rack			6,481.12		
1250 Repairs to fence			90.00		
1280 Repairs to machinery and equipment	6,000.00	20,000.00	11,309.00		
1285 Repairs to ferryboat Ellis Island	28,000.00	25,000.00	33,180.00		
1290 Repairs to water main	1,000.00	1,000.00	996.42		
12 Total repairs and alterations	45,000.00	66,000.00	68,788.18		
Equipment:					
3010 Furnishings (window shades)	200.00	200.00	139.00		
3050 Miscellaneous equipment, water service	500.00	500.00	454.00		
3053 Marine cable equipment			4,628.20		
3054 Fire-fighting equipment	300.00	300.00	871.25		
3058 Disinfecting equipment	1,000.00	1,000.00	5,043.00		
30 Total equipment	2,000.00	2,000.00	11,135.45		
32 Building retaining wall			3,700.00		
Total	50,000.00	75,000.00	97,379.94		
Total under Bureau of Immigration				5,226,705.00	5,251,705.00
BUREAU OF NATURALIZATION					
Salaries, Bureau of Naturalization— Salaries: For the commissioner and other personal services in the District of Columbia in accordance with the classification act of 1923 (<i>acts June 29, 1906, vol. 34, p. 596; Mar. 4, 1907, vol. 34, p. 1329; Mar. 4, 1911, vol. 36, p. 1230; Mar. 4, 1913, vol. 37, p. 737; Feb. 27, 1925, vol. 43, p. 1050</i>)					
	Estimated expenditures, 1927 appropriation	Estimated expenditures, 1926 appropriation	Expended and obligated, 1925		
Departmental service:					
Salaries—					
Professional and scientific service—					
Grade 6, \$6,000 to \$7,500; average, \$6,750—					
Chief attorney (commissioner)	No. 1, Average Salary \$6,000	No. 1, Average Salary \$6,000	No. 1, Average Salary \$6,000		
Grade 5, \$5,200 to \$6,000; average, \$5,600—					
Senior attorney (deputy commissioner)	1 5,200	1 5,200	1 5,200		
Clerical, administrative and fiscal service—					
Grade 12, \$5,200 to \$6,000; average, \$5,600—					
Senior administrative officer (commissioner)			1 5,200		
Grade 11, \$3,800 to \$5,000; average, \$4,400—					
Administrative officer (deputy commissioner)			1 3,800		
Grade 5, \$1,860 to \$2,400; average, \$2,100—					
Senior clerk-stenographer	1 2,100	1 2,100	1 2,100		
Senior clerks	3 2,100	3 2,100	3 2,100		
Grade 4, \$1,680 to \$2,040; average, \$1,860—					
Clerk-stenographers	6 1,825	6 1,810	5 1,824		
Clerks	4 1,875	4 1,875	4 1,860		
Grade 3, \$1,500 to \$1,860; average, \$1,680—					
Assistant clerk-stenographers	10 1,662	10 1,662	10 1,710		
Assistant clerks	9 1,780	9 1,780	8 1,815		
Grade 2, \$1,320 to \$1,680; average, \$1,500—					
Junior clerk-stenographers	2 1,560	2 1,560	3 1,520		
Junior clerks	6 1,580	6 1,580	4 1,632		
Grade 1, \$1,140 to \$1,500; average, \$1,320—					
Under clerk-typists	5 1,400	5 1,400	8 1,347		
Under clerk	1 1,380	2 1,381	3 1,395		
Custodial service—					
Grade 3, \$1,020 to \$1,260; average, \$1,140—					
Messengers	5 1,140	5 1,140	5 1,128		
Grade 1, \$600 to \$780; average, \$690—					
Junior messenger	1 630	1 630	1 620		
01 Total average number of employees	55	56	50		
Total salaries, departmental service	98,000	100,000	102,421		
The difference between 1927 and 1926 is due to—					
Decrease in force			\$2,090		
Increase in salaries			90		
Net decrease			2,000		

Estimates of appropriations required for the service of the fiscal year ending June 30, 1927—Continued

General object (title of appropriation), date of acts, references to Statutes at Large, or to Revised Statutes, and estimated amount required for each detailed object	Total amount to be appropriated under each head of appropriation	Amount appropriated for the fiscal year ending June 30, 1926
Miscellaneous Expenses, Bureau of Naturalization— General expenses: For compensation, to be fixed by the Secretary of Labor, of [examiners, interpreters, clerks and stenographers] officers, clerks, and employees appointed for the purpose of carrying on the work of the Bureau of Naturalization, provided for by the act approved June 29, 1906, as amended by the act approved March 4, 1913 (Statutes at Large, volume 37, page 736), and May 9, 1918 (Statutes at Large, volume 40, pages 542 to 548, inclusive), including not to exceed \$51,440 for personal services in the District of Columbia [.] in accordance with the classification act of 1923, and for their actual and necessary traveling expenses while absent from their official stations, including street car fare on official business at official stations, together with per diem in lieu of subsistence, when allowed pursuant to section 13 of the sundry civil appropriation act approved August 1, 1914, and for such per diem, together with actual necessary traveling expenses of officers and employees of the Bureau of Naturalization in Washington while absent on official duty outside of the District of Columbia; telegrams, verifications of legal papers, telephone service in offices outside of the District of Columbia; necessary supplies and equipment for the Naturalization Service; not to exceed [\$20,000] \$25,000 for rent of offices outside of the District of Columbia where suitable quarters can not be obtained in public buildings; carrying into effect section 13 of the act of June 29, 1906 (Thirty-fourth Statutes, page 600), as amended by the act approved June 25, 1910 (Thirty-sixth Statutes, page 765), and in accordance with the provisions of the sundry civil act of June 12, 1917; [and \$20,000 of the appropriation contained in this paragraph shall be immediately available for such of the purposes covered by the paragraph as the Secretary of Labor may determine;] and for mileage and fees to witnesses subpoenaed on behalf of the United States, the expenditures from this appropriation shall be made in the manner and under such regulation as the Secretary of Labor may prescribe; [\$680,000] \$635,000: <i>Provided</i> , That no part of this appropriation shall be available for the compensation of assistants to clerks of the United States courts (<i>acts June 29, 1906, vol. 34, p. 596, Mar. 4, 1913, vol. 37, p. 736; May 1, 1913, vol. 38, p. 1; May 9, 1918, vol. 40, pp. 542-548; Feb. 27, 1925, vol. 43, p. 1050</i>)	\$635, 000. 00	\$680, 000. 00

	Estimated expenditures, 1927 appropriation		Estimated expenditures, 1926 appropriation		Expended and obligated, 1925	
	No.	Average—Salary	No.	Average—Salary	No.	Average—Salary
Departmental service:						
Salaries—						
Professional and scientific service—						
Grade 3, \$3,000 to \$3,600; average, \$3,300—						
Associate educationist.....					11	\$3,500
Grade 2, \$2,400 to \$3,000; average, \$2,700—						
Assistant educationist.....					11	2,500
Assistant attorney.....	1	\$2,600	1	\$2,600	1	2,450
Clerical, administrative and fiscal service—						
Grade 9, \$3,000 to \$3,600; average, \$3,300—						
Senior administrative assistants—						
Chief clerk.....	1	3,000	1	3,000	1	3,000
Chiefs of division.....	3	3,367	3	3,367	4	3,400
Grade 8, \$2,700 to \$3,300; average, \$3,000—						
Administrative assistant (chief of division).....	1	3,300	1	3,300		
Grade 7, \$2,400 to \$3,000; average, \$2,700—						
Junior administrative assistant (assistant chief of division).....	1	2,800	1	2,800	1	2,800
Grade 6, \$2,100 to \$2,700; average, \$2,400—						
Principal clerks.....	5	2,520	5	2,520	5	2,520
Grade 5, \$1,800 to \$2,400; average, \$2,111.42—						
Senior clerks.....	4	2,400	4	2,400	4	2,400
Grade 3, \$1,500 to \$1,960; average, \$1,680—						
Assistant clerk-stenographers.....	3	1,540	3	1,540		
Grade 2, \$1,320 to \$1,680; average, \$1,500—						
Junior clerk-stenographer.....	1	1,680	1	1,680		
Grade 1, \$1,140 to \$1,500; average, \$1,320—						
Under clerk.....	1	1,140	1	1,140	11	1,140
Total average number of employees.....	21		21		187	
Total salaries, departmental service.....		51,440		51,440		50,178
Field service:						
Salaries and wages—						
Salary range, \$3,800 to \$5,000; average, \$4,400—						
District directors.....	11	3,873	11	3,873	11	3,837
Salary range, \$3,000 to \$3,600; average, \$3,300—						
District directors.....	3	3,067	3	3,067		
Assistant district directors.....	10	3,090	10	3,090	11	3,082
Salary range, \$2,700 to \$3,300; average, \$3,000—						
District directors.....	4	2,750	4	2,750		
Head naturalization examiners.....	2	2,900	2	2,900	7	2,812
Chief of division.....	1	2,800	1	2,800	1	2,800
Salary range, \$2,400 to \$3,000; average, \$2,700—						
District directors.....	5	2,540	5	2,540		
Head naturalization examiners.....	2	2,500	2	2,500	5	2,480
Senior naturalization examiners.....	32	2,500	32	2,506	39	2,500
Salary range, \$2,100 to \$2,700; average, \$2,400—						
Junior naturalization examiners.....	47	2,100	47	2,100		
Chief clerks.....	3	2,150	4	2,150		
Assistant administrative clerks.....	2	2,450	2	2,450	2	2,450

Estimates of appropriations required for the service of the fiscal year ending June 30, 1927—Continued

General object (title of appropriation), date of acts, references to Statutes at Large, or to Revised Statutes, and estimated amount required for each detailed object				Total amount to be appropriated under each head of appropriation	Amount appropriated for the fiscal year ending June 30, 1926
Miscellaneous Expenses, Bureau of Naturalization—Continued.					
	Estimated expenditures, 1927 appropriation	Estimated expenditures, 1926 appropriation	Expended and obligated, 1925		
Field service—Continued.					
Salaries and wages—Continued.					
Salary range, \$1,860 to \$2,400; average, \$2,100—					
Junior naturalization examiners.....	Average— No. Salary	Average— No. Salary	Average— No. Salary		
Chief clerks.....	5 \$1,885	6 \$1,885	3½ 2,290		
Senior clerks.....	1 1,860	1 1,860	5 1,864		
Senior clerk-stenographer.....	2 1,860	2 1,860	1 1,860		
Salary range, \$1,680 to \$2,040; average, \$1,860—					
Clerk-stenographers.....	11 1,740	11 1,751	6 1,620		
Assistant clerk-stenographers.....	9 1,647	9 1,647	19 1,680		
Senior stenographers.....	4 1,740	4 1,740	7 1,680		
Assistant clerks.....					
Salary range \$1,320 to \$1,680; average, \$1,500—					
Junior clerk-stenographers.....	19 1,465	19 1,465	10 1,490		
Junior clerks.....	17 1,475	17 1,475	17 1,345		
Junior stenographers.....	12 1,525	12 1,525	18 1,487		
Junior clerk-typists.....	18 1,488	20 1,488	13½ 1,461		
Salary range \$1,140 to \$1,500; average, \$1,320—					
Under clerk.....	1 1,440	1 1,440	3½ 1,380		
Salary range \$900 to \$1,140; average, \$1,020—					
Assistant messengers.....	3 940	3 940	3½ 855		
Total average number of employees.....	224	228	227½		
Total salaries and wages, field service.....	468,236.00	475,560.00	467,096.00		
The difference between 1927 and 1926 is due to decrease in force, \$7,524.....					
0111 Total salaries civil officers and employees.....	519,678.00	527,000.00	517,274.00		
0132 Witness fees.....	100.00	100.00	65.00		
0150 Special and miscellaneous (assistants to clerks, State courts).....	23,000.00	23,000.00	22,953.00		
01 Total personal services.....	542,776.00	550,100.00	540,292.00		
Supplies and materials:					
0200 Stationery and office supplies.....	3,500.00	5,000.00	3,520.74		
0281 Distinctive paper (for certificates of naturalization).....	3,300.00	3,500.00	3,303.44		
0284 Miscellaneous supplies.....	2,700.00	250.00	173.72		
02 Total supplies and materials.....	9,500.00	8,750.00	6,997.90		
Communication service:					
0500 Telegraph service.....	300.00	500.00	290.81		
0510 Telephone service.....	3,500.00	3,500.00	3,371.03		
05 Total communication service.....	3,800.00	4,000.00	3,661.84		
06 Travel expenses.....	525.00	65,000.00	55,804.45		
07 Transportation of things (service).....	600.00	1,100.00	557.60		
11 Rents.....	25,000.00	20,000.00	16,600.00		
12 Repairs and alterations.....	300.00	600.00	241.91		
13 Special and miscellaneous current expenses.....	200.00	400.00	197.50		
30 Furniture, furnishings, and fixtures.....	324.00	5,050.00	1,424.00		
Reserve.....		25,000.00			
Total.....	635,000.00	680,000.00	625,777.20		
Total under Bureau of Naturalization.....				\$733,000.00	\$780,000.00
CHILDREN'S BUREAU					
Salaries, Children's Bureau—					
Salaries: For the chief, and other personal services in the District of Columbia in accordance with the classification act of 1923 (<i>acts Apr. 9, 1912, vol. 37, p. 79; Feb. 27, 1925, vol. 43, p. 1050</i>).....				105,000.00	110,000.00
	Estimated expenditures, 1927 appropriation	Estimated expenditures, 1926 appropriation	Expended and obligated, 1925		
Departmental service:					
Salaries—					
Professional and scientific service—					
Grade 6, \$6,000 to \$7,500; average, \$6,750—					
Chief economic analyst (chief of bureau).....	Average— No. Salary	Average— No. Salary	Average— No. Salary		
Grade 3, \$3,000 to \$3,600; average, \$3,300—	1 \$6,000	1 \$6,000	1 \$6,000		
Associate economic analysts (associate directors of division).....	2 3,000	2 3,000	1½ 2,955		
Grade 2, \$2,400 to \$3,000; average, \$2,700—					
Assistant economic analysts (social economist).....	6 2,417	6 2,417	4½ 2,394		
Grade 1, \$1,860 to \$2,400; average, \$2,111.42—					
Junior economic analysts (social economists).....	2 1,860	2 1,860	2½ 1,860		
Subprofessional service—					
Grade 5, \$1,680 to \$2,040; average, \$1,860—					
Social-service worker (field agent).....	1 1,680	1 1,680	½ 1,680		

Estimates of appropriations required for the service of the fiscal year ending June 30, 1927—Continued

General object (title of appropriation), date of acts, references to Statutes at Large, or to Revised Statutes, and estimated amount required for each detailed object				Total amount to be appropriated under each head of appropriation	Amount appropriated for the fiscal year ending June 30, 1926
Salaries, Children's Bureau—Continued.					
Departmental service—Continued.					
Salaries—Continued.					
Clerical, administrative, and fiscal service—					
Grade 9, \$3,000 to \$3,600; average, \$3,300—	Average— No. 1 Salary \$3,000	Average— No. 1 Salary \$3,000	Average— No. 1 Salary \$3,000		
Senior administrative assistant (chief clerk).....	1	1	1		
Grade 7, \$2,400 to \$3,000; average, \$2,700—					
Junior administrative assistant (assistant chief clerk).....	1	1	2½	2,528	
Grade 6, \$2,100 to \$2,700; average, \$2,400—					
Principal clerk (chief of section).....	1	1	1½	2,231	
Principal clerk-stenographer (secretary to chief).....	1	1	½	2,100	
Grade 5, \$1,860 to \$2,400; average, \$2,111.42—					
Senior clerks.....	4	5	4½	1,991	
Grade 4, \$1,680 to \$2,040; average, \$1,860—					
Clerks.....	3	3	3½	1,785	
Clerk-stenographer.....	1	1	1	1,680	
Grade 3, \$1,500 to \$1,860; average, \$1,680—					
Assistant clerks.....	11	12	12½	1,653	
Assistant clerk-stenographers.....	2	2	2½	1,633	
Assistant office draftsman.....	1	1	1	1,600	
Senior stenographer.....	1	1	3½	1,625	
Grade 2, \$1,320 to \$1,680; average, \$1,500—					
Junior clerks.....	2	2	3½	1,422	
Junior clerk-typist.....	1	1	½	1,500	
Junior stenographers.....	7	8	6½	1,433	
Senior typists.....	2	2	2	1,460	
Grade 1, \$1,140 to \$1,500; average, \$1,320—					
Under clerk.....	1	1	2	1,350	
Under clerk-typists.....	3	3	2½	1,327	
Custodial service—					
Grade 3, \$1,020 to \$1,260; average, \$1,140—					
Messenger.....	1	1	2	1,200	
Total average number of employees.....	56	59	63½		
Total salaries, departmental service.....	105,000.00	110,000.00	116,878.49		
The difference between 1927 and 1926 is due to decrease in force, \$5,000.					

Investigation of Child Welfare, Children's Bureau—

To investigate and report upon matters pertaining to the welfare of children and child life, and especially to investigate the questions of infant mortality, including not to exceed **[\$130,000]** \$125,000 for personal services in the District of Columbia (*acts Mar. 3, 1917, vol. 39, p. 1118; Feb. 27, 1925, vol. 43, p. 1051*).....

\$135,000.00

\$135,000.00

	Estimated expenditures, 1927 appropriation	Estimated expenditures, 1926 appropriation	Expended and obligated, 1925
Departmental service:			
Salaries—			
Professional and scientific service—	Average— No. 1 Salary	Average— No. 1 Salary	Average— No. 1 Salary
Grade 5, \$5,200 to \$6,000; average, \$5,600—	1	1	1
Senior economic analyst (assistant to chief).....			
Grade 4, \$3,800 to \$5,000; average, \$4,400—	4	4	3½
Economic analysts (directors of division).....	1	1	½
Medical officer (director of division).....			
Grade 3, \$3,000 to \$3,600; average, \$3,300—			
Associate economic analysts (directors and associate directors of division; social economist).....	3	3	2½
Associate medical officer (associate director of division).....	1		
Grade 2, \$2,400 to \$3,000; average, \$2,700—			
Assistant economic analysts (social economists).....	9	8	12
Assistant medical officer.....	1		
Grade 1, \$1,860 to \$2,400; average, \$2,111.42—			
Junior economic analysts (social economists).....	6	5	6½
Subprofessional service—			
Grade 5, \$1,680 to \$2,040; average, \$1,860—			
Social-service worker (field agent).....			½
Clerical, administrative, and fiscal service—			
Grade 7, \$2,400 to \$3,000; average, \$2,700—			
Assistant investigator (child-labor inspector).....		½	½
Junior administrative assistant (specialist in public information).....	1	1	
Grade 6, \$2,100 to \$2,700; average, \$2,400—			
Principal clerk-stenographer (secretary to chief).....			½
Grade 5, \$1,860 to \$2,400; average, \$2,111.42—			
Senior clerks.....	3	3½	3½
Grade 4, \$1,680 to \$2,040; average, \$1,860—			
Clerks.....	3	3	2½
Clerk-stenographers.....	2	2	½
Office draftsman.....	1	1	1
Grade 3, \$1,500 to \$1,860; average, \$1,680—			
Assistant clerks.....	6	6	6½
Assistant clerk-stenographers.....	4	4	4½
Senior stenographers.....	3	3	1½

Estimates of appropriations required for the service of the fiscal year ending June 30, 1927—Continued

General object (title of appropriation), date of acts, references to Statutes at Large, or to Revised Statutes, and estimated amount required for each detailed object				Total amount to be appropriated under each head of appropriation	Amount appropriated for the fiscal year ending June 30, 1926
<i>Investigation of Child Welfare, Children's Bureau—Continued.</i>					
Departmental service—Continued.					
Salaries—Continued.					
Clerical, administrative, and fiscal service—Contd.					
Grade 2, \$1,320 to \$1,680; average, \$1,500—	Average— No. Salary	Average— No. Salary	Average— No. Salary		
Junior clerks.....	2 \$1,530	2 \$1,530	1 1/2 \$1,438		
Junior stenographers.....	2 1,320	1 1,320	1 1/2 1,321		
Junior clerk-stenographer.....			1 1/2 1,440		
Senior typist.....	1 1,680	1 1,680	1 1,680		
Custodial service—					
Grade 3, \$1,020 to \$1,260; average, \$1,140—					
Messenger.....	1 1,260	1 1,260			
Total average number of employees.....	55	50 1/2	49 1/2		
Total salaries, departmental service.....	119,940.00	110,640.00	104,708.57		
The difference between 1927 and 1926 is due to—					
Increase in force.....	\$10,980				
Decrease in force.....	1,680				
Net increase.....	9,300				
Field service:					
Salaries—					
Salary range, \$3,800 to \$5,000; average, \$4,400—	1 1/2 3,800	1 1/2 3,800			
Social economist.....					
Salary range, \$3,000 to \$3,600; average, \$3,300—					
Associate medical officer.....		1 3,000	1 3,000		
Associate social economist.....	1 1/2 3,000	1 1/2 3,000	1 1/2 3,000		
Salary range, \$2,400 to \$3,000; average, \$2,700—					
Assistant social economist.....	1 1/2 2,400	1 1/2 2,778	1 1/2 2,400		
Junior medical officer.....		1 2,400	1 1/2 2,400		
Salary range, \$1,860 to \$2,400; average, \$2,111.42—					
Junior social economist.....	1 1/2 1,860	1 1/2 1,860	2 1/2 1,860		
Salary range, \$1,680 to \$2,040; average, \$1,860—					
Graduate nurse.....			1 1/2 1,680		
Junior social economist.....			1 1/2 1,680		
Salary range, \$1,500 to \$1,860; average, \$1,680—					
Junior stenographer.....			1 1/2 1,500		
Salary range, \$1,320 to \$1,680; average, \$1,500—					
Junior clerk.....			1 1/2 1,440		
Junior clerk-typist.....			1 1/2 1,440		
Junior stenographer.....			1 1/2 1,320		
Total average number of employees.....	3 1/2	5 1/2	6 1/2		
Total salaries, field service.....	8,270.00	16,250.00	13,252.50		
The difference between 1927 and 1926 is due to decrease in force, \$7,980.					
Temporary assistants (part-time employees paid by hour or day).....				1,365.07	
01 Total personal services.....	128,210.00	126,890.00	119,326.14		
Supplies and materials:					
0200 Stationery and office supplies.....	2,000.00	2,000.00	1,898.64		
0220 Scientific and educational supplies.....	15.00	25.00	98.92		
0230 Fuel.....		150.00	179.50		
0280 Sundry supplies.....		15.00	15.30		
02 Total supplies and materials.....	2,015.00	2,190.00	2,192.36		
Communication service:					
0500 Telegraph service.....	230.00	230.00	232.18		
0510 Telephone service.....	225.00	300.00	311.27		
0520 Other communication service.....	15.00	15.00	15.08		
05 Total communication service.....	470.00	545.00	558.53		
07 Transportation of things (service).....	200.00	200.00	199.66		
08 Photographing and making photographs and prints.....	200.00	200.00	256.79		
10 Furnishing of heat, light, and power.....		170.00	166.15		
Rents:					
1100 Rent of buildings and structures.....	100.00	800.00	1,002.29		
1115 Other rents.....	1,225.00	1,225.00	1,226.77		
11 Total rents.....	1,325.00	2,025.00	2,229.06		
12 Repairs and alterations.....	5.00	5.00	6.45		
13 Special and miscellaneous current expenses.....	25.00	225.00	223.29		
Equipment:					
3010 Furniture, furnishings, and fixtures.....	500.00	500.00	1,069.32		
3020 Educational, scientific, and recreational equipment.....	2,000.00	2,000.00	4,989.57		
3030 Other equipment.....	50.00	50.00	51.50		
30 Total equipment.....	2,550.00	2,550.00	6,110.39		
Total.....	135,000.00	135,000.00	131,268.82		

Estimates of appropriations required for the service of the fiscal year ending June 30, 1927—Continued

General object (title of appropriation), date of acts, references to Statutes at Large, or to Revised Statutes, and estimated amount required for each detailed object				Total amount to be appropriated under each head of appropriation	Amount appropriated for the fiscal year ending June 30, 1926
General Expenses, Children's Bureau— For traveling expenses and per diem in lieu of subsistence at not exceeding \$4 of officers, special agents, and other employees of the Children's Bureau; experts and temporary assistants, to be paid at a rate not exceeding \$6 \$8 a day, and interpreters to be paid at a rate not exceeding \$4 \$5 a day when actually employed; purchase of reports and material for the publications of the Children's Bureau, [newspapers and clippings not exceeding \$700 to enable the Children's Bureau to secure data regarding the progress of legislation affecting children and the activities of public and private organizations dealing with children], and for reprints from State, city, and private publications for distribution when said reprints can be procured more cheaply than they can be printed by the Government (acts Apr. 9, 1912, vol. 37, p. 79; July 16, 1914, vol. 38, p. 505; Feb. 27, 1925, vol. 43, p. 1051)				\$54,000.00	\$68,000.00
	Estimated expenditures, 1927 appropriation	Estimated expenditures, 1926 appropriation	Expended and obligated, 1925		
01 Experts and temporary assistants.....	\$26,700.00	\$32,200.00	\$26,344.10		
02 Scientific and educational supplies (reports, reprints, periodicals, books of reference).....	2,300.00	5,100.00	10,381.52		
Travel expenses:					
0615 Transportation.....	8,000.00	10,000.00	9,676.80		
0616 Per diem in lieu of subsistence.....	17,000.00	20,000.00	20,089.00		
06 Total travel expenses.....	25,000.00	30,000.00	29,765.80		
13 Special and miscellaneous current expenses.....		700.00	700.00		
Total.....	54,000.00	68,000.00	67,191.42		
Promotion of the Welfare and Hygiene of Maternity and Infancy, Children's Bureau— Promotion of the welfare and hygiene of maternity and infancy: For carrying out the provisions of the act entitled "An act for the promotion of the welfare and hygiene of maternity and infancy, and for other purposes," approved November 23, 1921, and of the act entitled "An act to extend the provisions of certain laws to the Territory of Hawaii," approved March 10, 1924, \$1,000,000: <i>Provided</i> , That the apportionments to the States, to the Territory of Hawaii, and to the Children's Bureau for administration shall be computed on the basis of not to exceed \$1,252,079.96, as authorized by such acts of November 23, 1921, and March 10, 1924 (acts Nov. 23, 1921, vol. 42, p. 224; Mar. 10, 1924, vol. 43, p. 17; Feb. 27, 1925, vol. 43, p. 1051)				1,000,000.00	1,000,000.00
	Estimated expenditures, 1927 appropriation	Estimated expenditures, 1926 appropriation	Expended and obligated, 1925		
Departmental service:					
Salaries—					
Professional and scientific service—					
Grade 4, \$3,800 to \$5,000; average, \$4,400—					
Medical officer (director and specialist in maternal and infant hygiene).....	Average— No. 1 Salary \$4,280	Average— No. 1 Salary \$4,067	Average— No. 1 Salary \$3,800		
Economic analyst (specialist in nutrition).....	1 3,800	1 3,800			
Grade 3, \$3,000 to \$3,600; average, \$3,300—					
Associate medical officers (associate directors and experts in maternal and infant hygiene).....	2 3,231	2 3,115	1 3,281		
Grade 2, \$2,400 to \$3,000; average, \$2,700—					
Assistant economic analyst (social economist).....	1 2,400	1 2,400	1 2,400		
Assistant medical officer (expert in maternal and infant hygiene).....	1 2,400	1 2,400	1 2,343		
Subprofessional service—					
Grade 8, \$2,400 to \$3,000; average, \$2,700—					
Superintendent of nurses (expert in maternal and infant care).....	1 3,000	1 3,000	1 3,000		
Grade 7, \$2,100 to \$2,700; average, \$2,400—					
Chief nurse (expert in maternal and infant care).....			1 2,700		
Clerical, administrative and fiscal service—					
Grade 5, \$1,860 to \$2,400; average, \$2,111.42—					
Senior clerks.....	2 2,050	2 2,050	2 1,991		
Grade 3, \$1,500 to \$1,860; average, \$1,680—					
Assistant clerk.....	1 1,680	1 1,680	1 1,622		
Assistant clerk-stenographer.....	1 1,680	1 1,680	1 1,680		
Total average number of employees.....	10 1/2	10 1/2	8 1/2		
Total salaries, departmental service.....	30,210.00	27,726.00	19,880.06		
The difference between 1927 and 1926 is due to—					
Increase in salaries.....	\$200				
Increase in force.....	2,284				
Total increase.....	2,484				

Estimates of appropriations required for the service of the fiscal year ending June 30, 1927—Continued

General object (title of appropriation), date of acts, references to Statutes at Large, or to Revised Statutes, and estimated amount required for each detailed object				Total amount to be appropriated under each head of appropriation	Amount appropriated for the fiscal year ending June 30, 1926
Promotion of the Welfare and Hygiene of Maternity and Infancy, Children's Bureau—Continued.					
	Estimated expenditures, 1927 appropriation	Estimated expenditures, 1926 appropriation	Expended and obligated, 1925		
Field service:					
Salaries—					
Salary range, \$3,000 to \$3,600; average, \$3,300—					
Associate medical officer.....	Average— No. Salary 1 \$3,000	Average— No. Salary 1 \$3,000	Average— No. Salary 1 \$2,152		
Salary range, \$2,100 to \$2,700; average, \$2,400—					
Graduate nurse.....	1 2,000	1 1/2 2,185	1 1/2 2,152		
Salary range, \$1,680 to \$2,040; average, \$1,860—					
Graduate nurses.....			1 1/2 1,680		
Total average number of employees.....	1	1 1/2	2 1/2		
Total salaries, field service.....	2,200.00	3,300.00	4,134.16		
The difference between 1927 and 1926 is due to increase in force, \$1,100.					
0150 Special and miscellaneous (emergency clerical and stenographic assistance).....	50.00	78.00	83.37		
01 Total personal services.....	32,460.00	31,104.00	24,097.61		
Supplies and materials:					
0200 Stationery and office supplies.....	464.00	470.00	108.54		
0220 Scientific and educational supplies.....	700.00	2,000.00	2,009.90		
02 Total supplies and materials.....	1,164.00	2,470.00	2,118.44		
Communication service:					
0500 Telegraph service.....	100.00	100.00	99.31		
0510 Telephone service.....	25.00	25.00	22.26		
05 Total communication service.....	125.00	125.00	121.57		
Travel expenses:					
0615 Transportation.....	9,500.00	9,500.00	9,553.19		
0616 Per diem in lieu of subsistence.....	5,500.00	5,500.00	5,325.00		
06 Total travel expenses.....	15,000.00	15,000.00	14,878.19		
07 Transportation of things (service).....	50.00	50.00	44.15		
08 Stenographic work.....	350.00	350.00	414.40		
22 Grants to States.....	949,646.00	949,646.00	929,116.30		
13 Special and miscellaneous current expenses.....	5.00	5.00	2.84		
Equipment:					
3010 Furniture, furnishings, and fixtures.....	200.00	250.00	216.73		
3020 Educational, scientific, and recreational equipment.....	1,000.00	1,000.00	1,038.65		
30 Total equipment.....	1,200.00	1,250.00	1,255.38		
Total.....	1,000,000.00	1,000,000.00	972,048.88		
Total under Children's Bureau.....				\$1,294,000.00	\$1,313,000.00
WOMEN'S BUREAU					
Salaries and Expenses, Women's Bureau—					
For carrying out the provisions of the act entitled "An act to establish in the Department of Labor a bureau to be known as the Women's Bureau," approved June 5, 1920, including personal services in the District of Columbia, not to exceed \$92,170; purchase of material for reports and educational exhibits, [including newspaper clippings not exceeding \$200,] and traveling expenses (acts Mar. 4, 1913, vol. 37, p. 737, sec. 3; June 5, 1920, vol. 41, p. 938, sec. 1; June 6, 1920, vol. 41, p. 987, sec. 1; Feb. 27, 1925, vol. 43, p. 1051).....				100,000.00	105,000.00

Estimates of appropriations required for the service of the fiscal year ending June 30, 1927—Continued

General object (title of appropriation), date of acts, references to Statutes at Large, or to Revised Statutes, and estimated amount required for each detailed object				Total amount to be appropriated under each head of appropriation	Amount appropriated for the fiscal year ending June 30, 1926
Salaries and Expenses, Women's Bureau—Continued.					
	Estimated expenditures, 1927 appropriation	Estimated expenditures, 1926 appropriation	Expended and obligated, 1925		
Departmental service:					
Salaries—					
Professional and scientific service—					
Grade 5, \$5,200 to \$6,000; average, \$5,600—	Average— No. Salary	Average— No. Salary	Average— No. Salary		
Senior economic analyst.....	1 \$5,400	1 \$5,400	1 \$5,200		
Grade 4, \$3,800 to \$5,000; average, \$4,400—					
Economic analyst.....	1 4,200	1 4,200	1 4,000		
Grade 3, \$3,000 to \$3,600; average, \$3,300—					
Associate economic analysts.....	3 3,100	3 3,100	3 3,029		
Grade 2, \$2,400 to \$3,000; average, \$2,700—					
Assistant economic analysts.....	5 2,580	5 2,580	4 2,389		
Grade 1, \$1,860 to \$2,400; average, \$2,111.42—					
Junior economic analysts.....	7 1,911	7 1,911	6 1,877		
Clerical, administrative, and fiscal service—					
Grade 12, \$5,200 to \$6,000; average, \$5,600—					
Senior administrative officer.....			1 5,200		
Grade 11, \$3,800 to \$5,000; average, \$4,400—					
Administrative officer.....			1 3,800		
Grade 7, \$2,400 to \$3,000; average, \$2,700—					
Junior administrative assistant.....	1 2,700	1 2,700	1 2,517		
Grade 5, \$1,860 to \$2,400; average, \$2,111.42—					
Senior clerk-stenographer.....	1 2,100	1 2,100	1 2,137		
Grade 4, \$1,680 to \$2,040; average, \$1,860—					
Clerks.....	7 1,860	7 1,860	5 1,823		
Grade 3, \$1,500 to \$1,860; average, \$1,680—					
Assistant clerks.....	5 1,680	5 1,680	3 1,662		
Assistant clerk-stenographer.....	1 1,500	1 1,500	1 1,513		
Grade 2, \$1,320 to \$1,680; average, \$1,500—					
Junior clerks.....	10 1,482	10 1,482	11 1,401		
Junior clerk-typists.....	2 1,560	2 1,560	2 1,539		
Senior typist.....			1 1,371		
Custodial service—					
Grade 3, \$1,020 to \$1,260; average, \$1,140—					
Messenger.....	1 1,140	1 1,140	1 1,177		
Grade 2, \$900 to \$1,140; average, \$1,020—					
Assistant messenger.....			1 1,020		
Total number of employees.....	45	45	43		
Total salaries, departmental service.....	91,980	91,980	84,466		
Special and miscellaneous payments for personal services.....	190	190	72		
01 Total personal services.....	92,170	92,170	84,538		
02 Supplies and materials.....	38	35	39		
Communication service:					
0500 Telegraphic service.....	125	150	84		
0510 Telephone service.....	75	50	70		
05 Total communication service.....	200	200	154		
Travel expenses:					
0615 Transportation.....	1,000	2,500	2,107		
0616 Subsistence.....	5,792	9,050	7,077		
06 Total travel expenses.....	6,792	11,550	9,184		
07 Transportation of things (service).....	100	100	70		
08 Publication material and photographing.....			9,252		
11 Rents (tabulating machinery).....	600	645	780		
16 Special and miscellaneous current expenses.....	100	100	91		
30 Educational, scientific, and recreational equipment.....		200	2,052		
Total.....	100,000	105,000	106,160		
EMPLOYMENT SERVICE					
Employment Service, Department of Labor—					
To enable the Secretary of Labor to foster, promote, and develop the welfare of the wage earners of the United States, including juniors legally employed, to improve their working conditions, to advance their opportunities for profitable employment by regularly collecting, furnishing, and publishing employment information as to opportunities for employment; maintaining a system for clearing labor between the several States; cooperating with and coordinating the public employment offices throughout the country, including personal services in the District of Columbia and elsewhere, and for their actual necessary traveling expenses while absent from their official station, together with their per diem in lieu of subsistence, when allowed pursuant to section 13 of the sundry civil appropriation act approved August 1, 1914; supplies and equipment, telegraph and telephone service, and miscellaneous expenses, [\$205,000] \$195,000, of which amount not to exceed [\$31,590] \$31,600 may be expended for personal services in the District of Columbia (acts Oct. 6, 1917, vol. 40, p. 376; July 19, 1919, vol. 41, p. 225; Feb. 27, 1925, vol. 43, p. 1051)				\$195,000.00	\$205,000.00

Estimates of appropriations required for the service of the fiscal year ending June 30, 1927—Continued

General object (title of appropriation), dates of acts, references to Statutes at Large, or to Revised Statutes, and estimated amount required for each detailed object	Estimated expenditures, 1927 appropriation		Estimated expenditures, 1926 appropriation		Expended and obligated, 1925	Total amount to be appropriated under each head of appropriation	Amount appropriated for the fiscal year ending June 30, 1926
<i>Employment Service, Department of Labor—Continued.</i>							
Departmental service:							
Salaries—	<i>Average—</i>		<i>Average—</i>		<i>Average—</i>		
Clerical, administrative, and fiscal service—	<i>No.</i>	<i>Salary</i>	<i>No.</i>	<i>Salary</i>	<i>No.</i>	<i>Salary</i>	
Grade 12, \$5,200 to \$6,000; average, \$5,600—	1	\$5,200	1	\$5,200	1	\$5,200	
Senior administrative officer (director general).....							
Grade 11, \$3,800 to \$5,000; average, \$4,400—							
Administrative officer (assistant director general).....	1	3,800	1	3,800	1	3,800	
Administrative officer (director of division).....	1	4,600	1	4,600	1	4,600	
Grade 9, \$3,000 to \$3,600; average, \$3,300—							
Senior administrative assistant (director of division).....	1	3,000	1	3,000	1	3,000	
Grade 7, \$2,400 to \$3,000; average, \$2,700—							
Junior administrative assistant (chief clerk).....	1	2,800	1	2,800	1	2,783	
Junior administrative assistant (assistant to division director).....					1	2,400	
Grade 5, \$1,860 to \$2,400; average, \$2,111.42—							
Senior clerk.....	1	2,000	1	2,000	1	2,000	
Grade 4, \$1,680 to \$2,040; average, \$1,860—							
Clerk-stenographer.....	1	2,040	1	2,040	1	2,040	
Grade 3, \$1,500 to \$1,860; average, \$1,680—							
Assistant clerks.....	3	1,680	3	1,680	2½	1,680	
Grade 2, \$1,320 to \$1,680; average, \$1,500—							
Junior clerk.....	1	1,320	1	1,320	1	1,320	
Grade 1, \$1,140 to \$1,500; average, \$1,320—							
Underclerk.....					1	1,320	
Custodial service—							
Grade 3, \$1,020 to \$1,260; average, \$1,140—							
Messenger.....	1	1,200	1	1,200	1	1,200	
Grade 1, \$600 to \$780; average, \$690—							
Junior messenger.....	1	600	1	600	1	780	
Total number of employees.....	13		13		13½		
Total salaries, departmental service.....		31,600		31,600		32,939	
Field service:							
Salaries and wages—							
Salary range, \$3,800 to \$5,000; average, \$4,400—							
Director of division.....	1	4,000	1	4,000	1	3,817	
Salary range, \$3,000 to \$3,600; average, \$3,300—							
District directors.....	6	3,500	6	3,500	6½	3,480	
Salary range, \$1,860 to \$2,400; average, \$2,100—							
Assistant directors of division.....	3	2,300	3	2,300	2	2,250	
Senior secretaries.....	2	2,100	2	2,100	2	2,100	
Salary range, \$1,680 to \$2,040; average, \$1,860—							
Main secretaries.....	2	1,920	2	1,920	2	1,920	
Superintendents.....	2	1,800	2	1,800	2	1,800	
Salary range, \$1,320 to \$1,680; average, \$1,500—							
Junior clerks.....	1½	1,500	1½	1,500	1½	1,500	
Junior stenographer.....	1	1,320	1	1,320	2	1,320	
Salary range, \$1,140 to \$1,500; average, \$1,320—							
Underclerks.....	2	1,140	2	1,140	1	1,140	
Salary range, \$780 to \$1,020; average, \$900—							
Clerks.....	2	780	2	780	1	900	
Salary range, \$420 to \$600; average, \$510—							
Janitor.....	1	450	1	450	1	450	
Total average number of employees.....	23½		23½		22½		
Total salaries.....		51,150		51,150		50,250	
Temporary special agents at \$5 per diem when actually employed (during harvest season).....	40		40		40		
Total salaries, temporary special agents.....		12,700		12,700		12,135	
STATE AND MUNICIPAL COOPERATION							
Field service:							
Salary range, \$2,400 to \$3,000; average, \$2,700—							
Superintendent.....	1	3,000	1	3,000	1	3,000	
Federal director.....	1	2,700	1	2,700	1	2,700	
Salary range \$2,100 to \$2,700; average, \$2,400—							
Superintendent.....	1	2,400	1	2,400	1	2,700	
Examiner.....	1	2,400	1	2,400			
Senior examiner.....	1	2,300	1	2,300	1	2,300	
Federal director.....	1	2,100	1	2,100	1½	2,100	
Salary range \$1,860 to \$2,400; average, \$2,100—							
Assistant federal director.....					1	2,040	
Examiner.....	1	2,040	1	2,040	1	2,040	
Placement clerk.....	1	2,040	1	2,040	1	2,040	
Superintendent.....	1	1,980	1	1,980	1½	1,980	
Junior examiner.....	1	1,860	1	1,860	1	1,860	
Salary range \$1,680 to \$2,040; average, \$1,860—							
Examiner in charge.....	1	1,800	1	1,800	1½	1,800	
Junior examiner.....	1	1,800	1	1,800	1	1,800	
Examiners.....	3	1,740	7	1,757	5½	1,770	
Special agents.....	2	1,800	3	1,780	3	1,780	
Salary range \$1,500 to \$1,860; average, \$1,680—							
Stenographer.....	1	1,620	1	1,620	1	1,620	
Assistant Federal directors.....	2	1,530	2	1,530	2	1,530	
Examiners in charge.....	2	1,530	2	1,530	2½	1,540	
Examiners.....	5	1,536	5	1,536	6½	1,534	
Junior examiner.....	1	1,500	1	1,500	1	1,500	
Superintendent.....					1	1,500	
Salary range \$1,320 to \$1,680; average, \$1,500—							
Junior examiner.....	1	1,440	1	1,440	1½	1,440	
Salary range \$1,140 to \$1,500; average, \$1,320—							
Assistant Federal director.....	1	1,320	1	1,320	1	1,320	
Examiner.....	1	1,320	1	1,320	1	1,320	
Junior examiners.....	3	1,320	3	1,320	3½	1,320	
Clerk.....	1	1,320	1	1,320	1	1,320	
Stenographers.....	2	1,320	3	1,320	3	1,320	

Estimates of appropriations required for the service of the fiscal year ending June 30, 1927—Continued

General object (title of appropriation), date of acts, references to Statutes at Large, or to Revised Statutes, and estimated amount required for each detailed object				Total amount to be appropriated under each head of appropriation	Amount appropriated for the fiscal year ending June 30, 1926
Employment Service, Department of Labor—Continued.					
	Estimated expenditures, 1927 appropriation	Estimated expenditures, 1926 appropriation	Expended and obligated, 1925		
Field service—Continued.	<i>Average—</i>	<i>Average—</i>	<i>Average—</i>		
Salary range \$1,020 to \$1,250; average, \$1,140—	No. Salary	No. Salary	No. Salary		
Junior examiner.....	1 \$1,200	1 \$1,200	1 \$1,200		
Placement clerk.....	1 1,200	1 1,200	1 1,200		
Clerks.....	2 1,140	2 1,140	1 1,140		
Salary range, \$900 to \$1,140; average, \$1,020—					
Assistant Federal director.....	1 1,020	1 1,020	1 1,020		
Junior examiner.....	1 1,020	1 1,020	1 1,020		
Salary range, \$780 to \$1,020; average, \$900—					
Assistant Federal director.....	1 960	1 960	1 960		
Examiner in charge.....	1 960	1 960	1 960		
Federal director.....	1 900	1 900	1 900		
Special agent.....	1 900	1 900	1 900		
Salary range, \$600 to \$780; average, \$690—					
Examiners.....	3 720	2 720	1½ 720		
Salary range, \$420 to \$600; average, \$510—					
Federal director.....	1 600	1 600	1 600		
Examiner.....	1 600	1 600	1½ 600		
Special agent.....	1 420	1 420	1½ 420		
Salary range, \$240 to \$420; average, \$330—					
Superintendents.....	2 300	2 300	2 300		
Junior examiner.....	1 300	1 300	1 300		
Clerk.....	1 300	1 300	1 300		
Special agent.....	1 300	1 300	1 300		
Janitor.....			1 240		
Salary range, \$120 to \$240; average, \$180—					
Janitor.....	1 150	1 150	1 150		
Junior clerks.....	2 120	2 120	2 120		
Special agents.....	3 120	3 120	3 120		
JUNIOR COOPERATION					
Field service:					
Salary range, \$1,500 to \$1,860; average, \$1,680—					
Junior counselor.....			½ 1,680		
Salary range, \$1,320 to \$1,680; average, \$1,500—					
Junior counselor.....			½ 1,500		
Salary range, \$1,140 to \$1,500; average, \$1,320—					
Junior counselor.....			1 1,200		
Salary range, \$900 to \$1,140; average, \$1,020—					
Junior counselors.....			2 980		
Salary range, \$780 to \$1,020; average, \$900—					
Assistant superintendent, junior placement.....			1 880		
Junior counselor.....			1 800		
Salary range, \$600 to \$780; average, \$690—					
Superintendent, guidance and placement.....			1 750		
Junior counselors.....			2½ 750		
Placement clerk.....			1 735		
Assistant superintendent.....			1 660		
Salary range, \$420 to \$600; average, \$510—					
Junior counselors.....			2 500		
Salary range, \$240 to \$420; average, \$330—					
Superintendent, guidance and placement.....			1 250		
Junior counselors.....			2½ 240		
Clerk.....			½ 250		
Salary range, \$120 to \$240; average, \$180—					
Junior counselor.....			1 150		
Total average number of employees.....	63	69	90½		
Total salaries, field cooperation services.....	80,000.00	90,000.00	105,040.00		
The difference between 1927 and 1926 is due to decrease in force, \$10,000.					
01 Total personal services.....	175,450.00	185,540.00	200,364.00		
02 Supplies and materials.....	2,000.00	2,000.00	1,957.31		
Communication service:					
0500 Telegraph service.....	500.00	500.00	467.21		
0510 Telephone service.....	1,300.00	1,300.00	1,158.63		
05 Total communication service.....	1,800.00	1,800.00	1,625.74		
06 Travel expenses.....	13,000.00	13,000.00	11,716.31		
07 Transportation of things (service).....	350.00	350.00	189.91		
11 Rents.....	2,100.00	2,100.00	2,250.00		
13 Special and miscellaneous expenses.....	300.00	300.00	208.64		
Total.....	195,000.00	205,000.00	218,311.91		
Miscellaneous Indefinite Appropriation—					
Naturalization fees, publishing citizenship textbooks, Bureau of Naturalization (act May 9, 1918, vol. 40, p. 544, sec. 1).....				\$25,000.00	\$25,000.00
	Estimated expenditures, 1927 appropriation	Estimated expenditures, 1926 appropriation	Expended and obligated, 1925		
0800 Publishing citizenship textbooks.....	\$25,000.00	\$25,000.00	\$32,060.58		
Total, Department of Labor.....				8,567,305.00	8,627,625.00

ESTIMATES OF APPROPRIATIONS REQUIRED FOR THE SERVICE OF THE FISCAL YEAR ENDING JUNE 30, 1927

General object (title of appropriation), date of acts, references to Statutes at Large, or to Revised Statutes, and estimated amount required for each detailed object	Total amount to be appropriated under each head of appropriation	Amount appropriated for the fiscal year ending June 30, 1926
--	--	--

CHAPTER VIII.—NAVY DEPARTMENT

OFFICE OF THE SECRETARY

Salaries, Office of Secretary of the Navy—

Secretary of the Navy **[\$12,000]** \$15,000; Assistant Secretary, and other personal services in the District of Columbia in accordance with the classification act of 1923, \$146,400; in all, **[\$158,400]** \$161,400: *Provided*, That in expending appropriations or portions of appropriations, contained in this act, for the payment for personal services in the District of Columbia in accordance with the classification act of 1923, the average of the salaries of the total number of persons under any grade in any bureau, office, or other appropriation unit shall not at any time exceed the average of the compensation rates specified for the grade by such act, and in grades in which only one position is allocated the salary of such position shall not exceed the average of the compensation rates for the grade: *Provided*, That this restriction shall not apply (1) to grades 1, 2, 3, and 4 of the clerical-mechanical service, or (2) to require the reduction in salary of any person whose compensation was fixed as of July 1, 1924, in accordance with the rules of section 6 of such act, (3) to require the reduction in salary of any person who is transferred from one position to another position in the same or different grade in the same or a different bureau, office, or other appropriation unit, or (4) to prevent the payment of a salary under any grade at a rate higher than the maximum rate of the grade when such higher rate is permitted by the classification act of 1923, and is specifically authorized by other law (acts Feb. 11, 1925, vol. 43, p. 861; Mar. 4, 1925, vol. 43, p. 1301; Mar. 4, 1925, vol. 43, p. 1313).

\$161,400.00

\$158,400.00

	Estimated expenditures, 1927 appropriation	Estimated expenditures, 1926 appropriation	Expended and obligated, 1925
Departmental service:			
Salaries—			
Clerical, administrative, and fiscal service—			
Grade 14, \$7,500 and over—			
Secretary	No. 1 Salary \$15,000	No. 1 Salary \$15,000	No. 1 Salary \$12,975
Special executive officer (assistant secretary)	1 7,500	1 7,500	1 7,500
Grade 12, \$5,200 to \$6,000; average, \$5,600—			
Senior administrative officer (chief clerk)	1 5,200	1 5,200	1 5,200
Grade 11, \$3,800 to \$5,000; average, \$4,400—			
Administrative officer (chief appointment division)	1 4,000	1 4,000	1 3,817
Grade 10, \$3,300 to \$3,900; average, \$3,600—			
Junior administrative officer (assistant chief clerk and estimate clerk)	1 3,600	1 3,600	1 3,446
Grade 9, \$3,000 to \$3,600; average, \$3,300—			
Senior administrative assistants (private secretary to Secretary of the Navy; disbursing clerks)	2 3,200	2 3,200	2 3,077
Grade 8, \$2,700 to \$3,300; average, \$3,000—			
Administrative assistants	4 2,850	4 2,850	4 2,777
Grade 7, \$2,400 to \$3,000; average, \$2,700—			
Junior administrative assistants	2 2,650	2 2,650	2 2,619
Grade 6, \$2,100 to \$2,700; average, \$2,400—			
Principal clerk	1 2,300	1 2,300	1 2,300
Grade 5, \$1,860 to \$2,400; average, \$2,111.42—			
Senior clerks	3 1,907	3 1,907	2 1,887
Senior clerk-stenographers	3 2,367	3 2,367	3 2,240
Head stenographer	1 1,920	1 1,920	
Grade 4, \$1,680 to \$2,040; average, \$1,860—			
Clerks	5 1,884	5 1,884	5 1,903
Grade 3, \$1,500 to \$1,860; average, \$1,680—			
Assistant clerks	9 1,653	9 1,653	6 1,604
Senior stenographer	1 1,860	1 1,860	1 1,860
Assistant clerk-stenographers	7 1,688	7 1,688	5 1,641
Grade 2, \$1,320 to \$1,680; average, \$1,500—			
Junior clerks	8 1,373	8 1,373	9 1,350
Junior stenographers	2 1,380	2 1,380	1 1,382
Junior clerk-typists	5 1,536	5 1,536	7 1,441
Junior clerk-stenographer	1 1,500	1 1,500	1 1,560
Grade 1, \$1,140 to \$1,500; average, \$1,320—			
Underclerks	4 1,215	4 1,215	4 1,188
Underclerk-typists	3 1,180	3 1,180	2 1,224
Professional and scientific service—			
Grade 3, \$3,000 to \$3,600; average, \$3,300—			
Associate engineer	1 3,000	1 3,000	
Custodial service—			
Grade 6, \$1,500 to \$1,860; average, \$1,680—			
Mechanic	1 1,500	1 1,500	1 1,500
Grade 4, \$1,140 to \$1,500; average, \$1,320—			
Head messenger	1 1,140	1 1,140	1 1,140
Undermechanics	2 1,380	2 1,380	1 1,340
Grade 3, \$1,020 to \$1,260; average, \$1,140—			
Messengers	6 1,060	6 1,060	5 1,055
Minor mechanic	1 1,020	1 1,020	1 1,020
Grade 2, \$900 to \$1,140; average, \$1,020—			
Junior laborer	1 900	1 900	1 900
Total average number of employees	79	79	74
Total salaries, departmental service	161,400	161,400	146,210

Estimates of appropriations required for the service of the fiscal year ending June 30, 1927—Continued

General object (title of appropriation), date of acts, references to Statutes at Large, or to Revised Statutes, and estimated amount required for each detailed object				Total amount to be appropriated under each head of appropriation	Amount appropriated for the fiscal year ending June 30, 1926
Salaries, General Board, Navy Department—					
Salaries, Navy Department: For personal services in the District of Columbia, in accordance with the classification act of 1923 (<i>act Feb. 11, 1925, vol. 43, p. 861</i>)				\$10,340.00	\$9,920.00
	Estimated expenditures, 1927 appropriation	Estimated expenditures, 1926 appropriation	Expended and obligated, 1925		
Departmental service:					
Salaries—					
Clerical, administrative, and fiscal service—					
Grade 9, \$3,000 to \$3,600; average, \$3,300—	Average— No. Salary	Average— No. Salary	Average— No. Salary		
Senior administrative assistant (chief clerk).....	1 \$3,200	1 \$3,100	1 \$3,000		
Grade 5, \$1,860 to \$2,400; average, \$2,111.42—					
Senior clerks.....	2 2,100	2 2,030	2 1,980		
Grade 4, \$1,680 to \$2,040; average, \$1,860—					
Principal stenographer.....	1 1,860	1 1,680	1 1,680		
Custodial service—					
Grade 3, \$1,020 to \$1,260; average, \$1,140—					
Messenger.....	1 1,080	1 1,060	1 1,060		
Total average number of employees.....	5	5	5		
Total salaries, departmental service.....	10,340	9,920	9,679		
The difference between 1927 and 1926 is due to increase in salaries, \$420.					
01					
Salaries, Naval Examining and Retiring Boards—					
Salaries, Navy Department: For personal services in the District of Columbia, in accordance with the classification act of 1923 (<i>act Feb. 11, 1925, vol. 43, p. 861</i>)				10,120.00	9,880.00
	Estimated expenditures, 1927 appropriation	Estimated expenditures, 1926 appropriation	Expended and obligated, 1925		
Departmental service:					
Salaries—					
Clerical, administrative, and fiscal service—					
Grade 7, \$2,400 to \$3,000; average, \$2,700—	Average— No. Salary	Average— No. Salary	Average— No. Salary		
Junior administrative assistant (recorder and chief clerk).....	1 \$2,600	1 \$2,500	1 \$2,400		
Grade 5, \$1,860 to \$2,400; average, \$2,111.42—					
Head stenographer.....	1 2,000	1 1,920	1 1,860		
Grade 3, \$1,500 to \$1,860; average, \$1,680—					
Senior stenographer.....	1 1,740	1 1,740	1 1,740		
Assistant clerk.....	1 1,680	1 1,680	1 1,680		
Custodial service—					
Grade 3, \$1,020 to \$1,260; average, \$1,140—					
Messengers.....	2 1,050	2 1,020	2 1,020		
Total average number of employees.....	6	6	6		
Total salaries, departmental service.....	10,120	9,880	9,720		
The difference between 1927 and 1926 is due to increase in salaries, \$240.					
01					
Salaries, Compensation Board, Navy Department—					
Salaries, Navy Department: For personal services in the District of Columbia, in accordance with the classification act of 1923 (<i>act Feb. 11, 1925, vol. 43, p. 861</i>)				21,480.00	22,000.00
	Estimated expenditures, 1927 appropriation	Estimated expenditures, 1926 appropriation	Expended and obligated, 1925		
Departmental service:					
Salaries—					
Clerical, administrative, and fiscal service—					
Grade 11, \$3,800 to \$5,000; average, \$4,400—	Average— No. Salary	Average— No. Salary	Average— No. Salary		
Assistant chief accountant and auditor.....	1 \$4,200	1 \$4,000	1 \$4,000		
Grade 9, \$3,000 to \$3,600; average, \$3,300—					
Accountant and auditor.....	1 3,300	1 3,100	1 3,100		
Grade 7, \$2,400 to \$3,000; average, \$2,700—					
Junior administrative assistant.....	1 2,600	1 2,500	1 2,500		
Assistant accountant and auditor.....			1 3,000		
Grade 4, \$1,680 to \$2,040; average, \$1,860—					
Principal stenographer.....	1 1,740	1 1,680	1 1,680		
Grade 3, \$1,500 to \$1,860; average, \$1,680—					
Senior stenographers.....	2 1,620	2 1,530	2 1,530		
Assistant clerks.....	2 1,620	2 1,560	4 1,536		
Senior operator, office devices.....	1 1,680	1 1,680	1 1,680		
Grade 2, \$1,320 to \$1,680; average, \$1,500—					
Senior typist.....			1 1,440		
Custodial service—					
Grade 3, \$1,020 to \$1,260; average, \$1,140—					
Messengers.....	1 1,050	2 1,050	2 1,050		
Total average number of employees.....	11	11 1/2	15 1/2		
Total salaries, departmental service.....	21,480	22,000	28,868		
The difference between 1927 and 1926 is due to decrease in force, \$520.					
01					

Estimates of appropriations required for the service of the fiscal year ending June 30, 1927—Continued

General object (title of appropriation), date of acts, references to Statutes at Large, or to Revised Statutes, and estimated amount required for each detailed object				Total amount to be appropriated under each head of appropriation	Amount appropriated for the fiscal year ending June 30, 1926
Contingent Expenses, Navy Department— For professional and technical books and periodicals, law books, and necessary reference books, including city directories, railway guides, freight, passenger, and express tariff books, <i>photographs, maps, documents, manuscripts and pictorial records of the Navy, photostating and other necessary incidental expenses</i> for department library [\$3,000]; for stationery, furniture, newspapers, plans, drawings, and drawing materials; purchase and exchange of motor trucks or motor delivery wagons, maintenance, repair, and operation of motor trucks or motor delivery wagons, and one motor-propelled passenger-carrying vehicle, to be used only for official purposes; garage rent; street-car fares not exceeding \$500; freight, expressage, postage, typewriters, and computing machines; and other absolutely necessary expenses of the Navy Department and its various bureaus and offices [\$77,000] \$80,000; it shall not be lawful to expend, unless otherwise specifically provided herein, for any of the offices or bureaus of the Navy Department in the District of Columbia, any sum out of appropriations made for the naval service for any of the purposes mentioned or authorized in this paragraph (<i>act Feb. 11, 1925, vol. 43, p. 862</i>)				\$80,000.00	\$80,000.00
	Estimated expenditures, 1927 appropriation	Estimated expenditures, 1926 appropriation	Expended and obligated, 1925		
Supplies and materials:					
0200 Stationery and office supplies.....	\$48,600	\$48,600	\$48,723		
0222 Newspapers.....	80	80	79		
0290 Materials.....	920	920	975		
02 Total supplies and materials.....	49,600	49,600	49,777		
05 Other communication service.....	430	430	443		
06 Street car fares.....	300	300	334		
11 Other rents (tabulating machines).....	7,400	7,400	7,436		
13 Laundry service.....	250	250	258		
Equipment:					
3010 Furniture, furnishings, and fixtures.....	19,020	19,020	19,450		
3020 Educational, scientific, and recreational equipment (library stock).....	3,000	3,000	2,000		
30 Total equipment.....	22,020	22,020	21,450		
Total.....	80,000	80,000	79,698		
Printing and Binding, Navy Department— For printing and binding for the Navy Department and the Naval Establishment executed at the Government Printing Office, \$500,000, including not exceeding \$85,000 for the Hydrographic Office and \$5,000 for the <i>Naval Reserve Officers' Training Corps</i> (<i>act Feb. 11, 1925, vol. 43, p. 862</i>)				500,000.00	500,000.00
	Estimated expenditures, 1927 appropriation	Estimated expenditures, 1926 appropriation	Expended and obligated, 1925		
0800 Printing and binding.....	\$500,000	\$500,000	\$500,000		
Pay, Miscellaneous— For commissions and interest; transportation of funds; exchange; for traveling expenses of civilian employees; for the expenses of the attendance of representatives of the Navy Department who may be designated as delegates from the United States to attend the meetings of the International Research Council or of its branches; <i>for the expenses for the attendance of representatives of the Navy Department who may be designated as delegates of the United States to attend the International Hydrographic Conference</i> ; actual expenses of officers while on shore patrol duty; hire of launches or other small boats in Asiatic waters; for rent of buildings and offices not in navy yards; expenses of courts-martial, including law and reference books, prisoners and prisons, and courts of inquiry, boards of inspection, examining boards, with clerks, and witnesses' fees, and traveling expenses and costs; expenses of naval defense districts; stationery and recording; religious books; newspapers and periodicals for the naval service; all advertising for the Navy Department and its bureaus (except advertising for recruits for the Bureau of Navigation); copying; ferriage; tolls; costs of suits; relief of vessels in distress; recovery of valuables from shipwrecks; quarantine expenses; reports; professional investigation; cost of special instruction at home and abroad, including maintenance of students and attachés; information from abroad and at home, and the collection and classification thereof; all charges pertaining					

Estimates of appropriations required for the service of the fiscal year ending June 30, 1927—Continued

General object (title of appropriation), date of acts, references to Statutes at Large, or to Revised Statutes, and estimated amount required for each detailed object				Total amount to be appropriated under each head of appropriation	Amount appropriated for the fiscal year ending June 30, 1926
Pay, Miscellaneous—Continued to the Navy Department and its bureaus for ice for the cooling of drinking water on shore (except at naval hospitals), and not to exceed [\$200,000] \$195,000 for telephone rentals and tolls, telegrams and cablegrams; postage, foreign and domestic, and post-office box rentals; for necessary expenses for interned persons and prisoners of war under the jurisdiction of the Navy Department, including funeral expenses for such interned persons or prisoners of war as may die while under such jurisdiction, and for payment of claims for damages under naval act approved July 11, 1919; and other necessary and incidental expenses; in all, [\$1,725,000] \$1,575,000: <i>Provided</i> , That no part of this appropriation shall be available for the expense of any naval district unless the commandant thereof shall be also the commandant of a navy yard, naval training station, or naval operating base: <i>Provided further</i> , That the sum to be paid out of this appropriation, under the direction of the Secretary of the Navy, for clerical, inspection, and messenger service in navy yards and naval stations, for the fiscal year ending June 30, [1926] 1927, shall not exceed [\$560,000] \$464,000 (act Feb. 11, 1925, vol. 43, p. 862) -----				\$1, 575, 000. 00	\$1, 725, 000. 00
	Estimated expenditures, 1927 appropriation	Estimated expenditures, 1926 appropriation	Expended and obligated, 1925		
05 Communication service.....	\$188, 060	\$202, 740	\$187, 856		
06 Travel expenses.....	185, 400	185, 000	965, 926		
07 Transportation of things (service).....	5, 000	15, 000	3, 628		
09 Advertising and publication of notices (service).....	4, 000	4, 000	6, 000		
14 Maintenance of shore stations.....	616, 100	730, 600	745, 139		
15 Maintenance of ships.....	119, 340	106, 860	111, 384		
16 Miscellaneous operating expenses.....	457, 100	480, 800	429, 617		
Total.....	1, 575, 000	1, 725, 000	2, 449, 551		
Contingent, Navy— For all emergencies and extraordinary expenses, exclusive of personal services in the Navy Department or any of its subordinate bureaus or offices at Washington, District of Columbia, arising at home or abroad, but impossible to be anticipated or classified, to be expended on the approval and authority of the Secretary of the Navy, and for such purposes as he may deem proper (act Feb. 11, 1925, vol. 43, p. 863) -----				40, 000. 00	40, 000. 00
	Estimated expenditures, 1927 appropriation	Estimated expenditures, 1926 appropriation	Expended and obligated, 1925		
06 Travel expenses.....	\$1, 300	\$1, 300	\$1, 323		
12 Miscellaneous operating expenses.....	38, 700	38, 700	28, 577		
Total.....	40, 000	40, 000	29, 900		
Temporary Government for West Indian Islands— For expenses incident to the occupation of the Virgin Islands and to the execution of the provisions of the act providing a temporary government for the West Indian Islands acquired by the United States from Denmark, and for other purposes, approved March 3, 1917, to be applied under the direction of the President [\$270,150, plus so much of \$29,850 additional as may equal the sum of revenue collected and paid into the treasuries of said islands in excess of \$270,150; toward the construction of permanent water-supply system for the towns of Saint Thomas, Christiansted, and Frederickstad, \$125,000; in all, \$395,150] (act Feb. 11, 1925, vol. 43, p. 863) -----				300, 000. 00	395, 150. 00
	Estimated expenditures, 1927 appropriation	Estimated expenditures, 1926 appropriation	Expended and obligated, 1925		
16 Miscellaneous operating charges.....	\$300, 000	\$395, 150	\$270, 150		
State Marine Schools, Act March 4, 1911— To reimburse the State of New York, \$25,000; the State of Massachusetts, \$25,000; and the State of Pennsylvania, \$25,000, for expenses incurred in the maintenance and support of marine schools in those States in accordance with section 2 of the act entitled "An act for the establishment of marine schools, and for other purposes," approved March 4, 1911; in all (act Feb. 11, 1925, vol. 43, p. 863) -----				75, 000. 00	75, 000. 00

Estimates of appropriations required for the service of the fiscal year ending June 30, 1927—Continued

General object (title of appropriation), date of acts, references to Statutes at Large, or to Revised Statutes, and estimated amount required for each detailed object				Total amount to be appropriated under each head of appropriation	Amount appropriated for the fiscal year ending June 30, 1926
<i>State Marine Schools, Act March 4, 1911—Continued.</i>					
	Estimated expenditures, 1927 appropriation	Estimated expenditures, 1926 appropriation	Expended and obligated, 1925		
16 Miscellaneous operating charges.....	\$75,000	\$75,000	\$75,000		
<i>Care of Lepers, etc., Island of Guam—</i>					
Naval station, island of Guam: For maintenance and care of lepers, special patients, and for other purposes, including cost of transfer of lepers from Guam to the island of Cullion, in the Philippines, and their maintenance, \$18,000; for educational purposes, \$12,000; in all (<i>act Feb. 11, 1925, vol. 43, p. 863</i>).....				\$30,000.00	\$30,000.00
	Estimated expenditures, 1927 appropriation	Estimated expenditures, 1926 appropriation	Expended and obligated, 1925		
14 Maintenance and operation of shore stations.....	\$30,000	\$30,000	\$30,000		
<i>Naval Research Laboratory—</i>					
For laboratory and research work and other necessary work of the naval research laboratory for the benefit of the naval service, [as authorized in the naval appropriation act approved August 29, 1916,] including operation and maintenance of a laboratory, additions to equipment necessary properly to carry on work in hand, maintenance of buildings and grounds, and the temporary employment of such scientific civilian assistants as may become necessary, to be expended under the direction of the Secretary of the Navy, [\$150,000] \$175,000: <i>Provided</i> , That \$10,000 of this appropriation shall be available for the temporary employment of civilian scientists and technicians required on special problems: <i>Provided further</i> , That the sum to be paid out of this appropriation for technical, drafting, clerical, and messenger service shall not exceed [\$40,000] \$75,000 in addition to the amount authorized by the preceding proviso (<i>acts Aug. 29, 1916, vol. 39, p. 570; Mar. 4, 1917, vol. 39, p. 1179; Feb. 11, 1925, vol. 43, p. 868</i>).....				175,000.00	150,000.00
	Estimated expenditures, 1927 appropriation	Estimated expenditures, 1926 appropriation	Expended and obligated, 1925		
Field service:					
01 Total salaries and wages, field service.....	92 \$117,800	78 \$93,100	60 \$62,638		
Supplies and materials:					
0200 Stationery and office supplies.....	2,000	1,500	1,965		
0220 Scientific supplies.....	5,000	3,400	5,612		
0280 Sundry supplies.....	2,000	1,500	2,002		
0290 Material (for research).....	16,500	20,000	19,528		
02 Total supplies and materials.....	25,500	26,400	29,107		
10 Light, heat, and power.....	12,200	11,000	10,216		
12 Repairs and alterations.....	5,400	5,000	4,794		
13 Special and miscellaneous current expense.....	1,700	2,500	327		
16 Miscellaneous operating charges.....	6,000	6,500	5,374		
Equipment:					
3020 Scientific equipment.....	4,500	3,500	6,230		
3050 Other equipment (shop).....	1,900	2,000	5,505		
30 Total equipment.....	6,400	5,500	11,735		
Total.....	175,000	150,000	124,191		
<i>Salaries, Office of Naval Records and Library—</i>					
Salaries, Navy Department: For personal services in the District of Columbia in accordance with the classification act of 1923 (<i>act Feb. 11, 1925, vol. 43, p. 864</i>).....				40,000.00	25,160.00
[<i>Naval Records of War With Central Powers of Europe—</i>					
Toward the collection or copying and classification, with a view to publication, of the naval records of the war with the Central Powers of Europe, including personal services in the District of Columbia in accordance with the classification act of 1923, not to exceed \$19,320, and including the purchase of books, periodicals, photographs, maps, and other publications, documents, and pictorial records of the Navy in said war, and other necessary incidental expenses, \$19,720] (<i>act Feb. 11, 1925, vol. 43, p. 864</i>).....					19,720.00

Estimates of appropriations required for the service of the fiscal year ending June 30, 1927—Continued

General object (title of appropriation), date of acts, references to Statutes at Large, or to Revised Statutes, and estimated amount required for each detailed object

Total amount to be appropriated under each head of appropriation

Amount appropriated for the fiscal year ending June 30, 1926

[Naval Records of War With Central Powers of Europe—Continued.]

	Estimated expenditures, 1927 appropriation	Estimated expenditures, 1926 appropriation	Expended and obligated, 1925
Departmental service:			
Salaries—			
Clerical, administrative, and fiscal service—	<i>Average—</i>	<i>Average—</i>	<i>Average—</i>
Grade 7, \$2,400 to \$3,000; average, \$2,700—	No. 1 Salary \$2,500	No. 1 Salary \$2,500	No. 1 Salary \$2,400
Junior administrative assistant.....	1 2,200	1 2,200	1 2,100
Grade 6, \$2,100 to \$2,700; average, \$2,400—			
Principal clerk.....	1 2,100	1 2,100	1 2,100
Grade 5, \$1,860 to \$2,400; average, \$2,111.42—			
Senior clerks.....	2 2,100	2 2,100	2 2,100
Grade 4, \$1,680 to \$2,040; average, \$1,860—			
Clerk.....	1 1,980	1 1,980	1 1,980
Grade 3, \$1,500 to \$1,860; average, \$1,680—			
Assistant clerks.....	7 1,577	7 1,577	7 1,570
Assistant clerk-stenographer.....	1 1,680	1 1,680	1 1,680
Grade 2, \$1,320 to \$1,680; average, \$1,500—			
Junior clerks.....	1 1,320	4 1,440	5 1,403
Junior clerk-typists.....	4 1,425	4 1,425	4 1,334
Junior clerk-stenographer.....	1 1,440	1 1,440	1 1,380
Subprofessional service—			
Grade 5, \$1,680 to \$2,040; average, \$1,860—			
Library assistant.....	1 1,680	1 1,680	1 1,680
Grade 4, \$1,500 to \$1,860; average, \$1,680—			
Junior library assistant.....	1 1,680	1 1,680	1 1,680
Grade 3, \$1,320 to \$1,680; average, \$1,500—			
Under library assistant.....	1 1,560	1 1,560	1 1,560
Custodial service—			
Grade 3, \$1,020 to \$1,260; average, \$1,140—			
Messengers.....	2 1,020	2 1,020	2 1,020
Senior laborer.....	1 1,020	1 1,020	1 1,020
Total average number of employees.....	25	28	29
01 Total salaries, departmental service.....	40,000	44,480	45,061
Supplies and materials:			
0200 Stationery and office supplies.....		100	127
0204 Photographic supplies.....		50	62
0290 Materials.....		100	63
02 Total supplies and materials.....		250	251
06 Photographing and making photographs and prints.....		50	
30 Equipment: Furniture, furnishings, and fixtures.....		100	285
Total.....	40,000	44,880	45,598

NOTE.—The estimate for salaries under former appropriation for "Naval war records" has been consolidated with the estimate for "Salaries, Office of Naval Records and Library" and that portion pertaining to supplies, materials, and equipment, \$400, has been transferred to the estimate for "Contingent expenses, Navy Department." The difference for salaries between 1927 and 1926 is \$4,480, due to reduction in force.

Salaries, Office of Judge Advocate General—

Salaries, Navy Department: For personal services in the District of Columbia in accordance with the classification act of 1923 (*act Feb. 11, 1925, vol. 43, p. 864*).....

\$102,000.00

\$102,000.00

	Estimated expenditures, 1927 appropriation	Estimated expenditures, 1926 appropriation	Expended and obligated, 1925
Departmental Service:			
Salaries—			
Clerical, administrative, and fiscal service—	<i>Average—</i>	<i>Average—</i>	<i>Average—</i>
Grade 7, \$2,400 to \$3,000; average, \$2,700—	No. 1 Salary \$2,500	No. 1 Salary \$2,500	No. 1 Salary \$2,488
Junior administrative assistant.....	1 2,200	1 2,200	1 2,400
Grade 5, \$1,860 to \$2,400; average, \$2,111.42—			
Senior clerk.....	1 1,680	1 1,680	1 1,680
Grade 4, \$1,680 to \$2,040; average, \$1,860—			
Principal stenographer.....	4 1,905	4 1,905	4 1,905
Clerks.....	2 1,680	2 1,680	1 1,650
Grade 3, \$1,500 to \$1,860; average, \$1,680—			
Senior stenographers.....	8 1,568	8 1,568	7 1,568
Assistant clerk-stenographers.....	1 1,320	1 1,320	1 1,320
Grade 2, \$1,320 to \$1,680; average, \$1,500—			
Junior clerk.....	5 1,404	5 1,404	6 1,396
Grade 1, \$1,140 to \$1,500; average, \$1,320—			
Underclerk-typists.....	6 1,320	6 1,320	5 1,271
Professional Service—			
Grade 5, \$5,200 to \$6,000; average, \$5,600—			
Senior attorneys.....	2 5,200	2 5,200	2 5,200
Grade 4, \$3,800 to \$5,000; average, \$4,400—			
Attorneys.....	6 3,800	6 3,800	4 3,800
Grade 3, \$3,000 to \$3,600; average, \$3,300—			
Associate attorneys.....	3 3,000	3 3,000	4 3,000
Grade 2, \$2,400 to \$3,000; average, \$2,700—			
Assistant attorneys.....	2 2,550	2 2,550	1 2,550
Assistant patent examiner.....	1 2,500	1 2,500	1 2,500
Grade 1, \$1,860 to \$2,400; average, \$2,111.42—			
Junior attorneys.....	3 2,233	3 2,233	3 2,190
Custodial Service—			
Grade 3, \$1,020 to \$1,260; average, \$1,140—			
Messenger.....	3 1,040	3 1,040	3 1,040
Total average number of employees.....	48	48	47
01 Total salaries, departmental service.....	102,000	102,000	98,030

Estimates of appropriations required for the service of the fiscal year ending June 30, 1927—Continued

General object (title of appropriation), date of acts, references to Statutes at Large, or to Revised Statutes, and estimated amount required for each detailed object				Total Amount to be appropriated under each head of appropriation	Amount appropriated for the fiscal year ending June 30, 1926
Salaries, Office of Chief of Naval Operations— Salaries, Navy Department: For personal services in the District of Columbia in accordance with the classification act of 1923 (act Feb. 11, 1925, vol. 43, p. 864)-----				\$68, 000. 00	\$68, 000. 00
	Estimated expenditures, 1927 appropriation	Estimated expenditures, 1926 appropriation	Expended and obligated, 1925		
Departmental service:					
Salaries—					
Clerical, administrative and fiscal service—	Average—	Average—	Average—		
Grade 9, \$3,000 to \$3,600; average, \$3,300—	No. 1 Salary \$3,000	No. 1 Salary \$3,000	No. 1 Salary \$3,000		
Senior administrative assistant (chief clerk)-----	1 3,000	1 3,000	1 3,000		
Grade 7, \$2,400 to \$3,000; average, \$2,700—					
Junior administrative assistants-----	2 2,500	2 2,500	2 2,400		
Grade 6, \$2,100 to \$2,700; average, \$2,400—					
Principal clerks-----	2 2,400	2 2,400	2 2,358		
Grade 5, \$1,860 to \$2,400; average, \$2,111.42—					
Senior clerk-----	1 2,040	1 2,040	1 2,100		
Senior clerk-stenographer-----	1 2,100	1 2,100	1 2,100		
Senior photographer-----	1 2,100	1 2,100	1 2,100		
Grade 4, \$1,680 to \$2,040; average, \$1,860—					
Clerks-----	1 1,860	1 1,860	1 1,860		
Principal stenographer-----	1 1,860	1 1,860	1 1,860		
Grade 3, \$1,500 to \$1,860; average, \$1,680—					
Assistant clerks-----	5 1,608	5 1,608	4 1,545		
Assistant clerk-stenographer-----	1 1,500	1 1,500	1 1,560		
Senior stenographers-----	8 1,635	8 1,635	7 1,580		
Grade 2, \$1,320 to \$1,680; average, \$1,500—					
Junior clerks-----	3 1,460	3 1,460	3 1,432		
Junior stenographers-----	3 1,620	3 1,620	5 1,547		
Grade 1, \$1,140 to \$1,500; average, \$1,320—					
Underclerks-----	3 1,320	3 1,320	3 1,305		
Subprofessional service—					
Grade 6, \$1,860 to \$2,400; average, \$2,111.42—					
Senior engineering draftsman-----	1 1,920	1 1,920	1 1,895		
Grade 5, \$1,680 to \$2,040; average, \$1,860—					
Engineering draftsman-----	1 1,740	1 1,740	1 1,715		
Custodial service—					
Grade 4, \$1,140 to \$1,500; average, \$1,320—					
Undermechanic-----	1 1,440	1 1,440	1 1,360		
Grade 3, \$1,020 to \$1,260; average, \$1,140—					
Messengers-----	4 1,080	4 1,080	4 1,052		
01 Total average number of employees-----	40	40	40 1/4		
Total salaries, departmental service-----	68, 000	68, 000	68, 564		
Salaries, Board of Inspection and Survey— Salaries, Navy Department: For personal services in the District of Columbia, in accordance with the classification act of 1923 (act Feb. 11, 1925, vol. 43, p. 864)-----				20, 460. 00	22, 000. 00
	Estimated expenditures, 1927 appropriation	Estimated expenditures, 1926 appropriation	Expended and obligated, 1925		
Departmental service:					
Salaries—					
Clerical, administrative, and fiscal service—	Average—	Average—	Average—		
Grade 7, \$2,400 to \$3,000; average, \$2,700—	No. 1 Salary \$2,700	No. 1 Salary \$2,500	No. 1 Salary \$2,500		
Junior administrative assistant-----	1 2,700	1 2,500	1 2,500		
Grade 4, \$1,680 to \$2,040; average, \$1,860—					
Clerk-stenographer-----	1 1,800	1 1,920	1 1,865		
Clerk-----	1 1,740	1 1,740	1 1,708		
Grade 3, \$1,500 to \$1,860; average, \$1,680—					
Assistant clerk-stenographer-----	1 1,680	1 1,680	1 1,680		
Senior stenographers-----	2 1,680	3 1,620	3 1,534		
Grade 2, \$1,320 to \$1,680; average, \$1,500—					
Senior typist-----			1 1,440		
Junior clerk-typist-----	1 1,500	1 1,440	1 1,385		
Subprofessional service—					
Grade 8, \$2,400 to \$3,000; average, \$2,700—					
Chief engineering draftsmen-----	2 2,700	2 2,700	2 2,654		
Custodial service—					
Grade 3, \$1,020 to \$1,260; average, \$1,100—					
Messengers-----	2 1,110	2 1,050	2 1,044		
01 Total average number of employees-----	11	12	12 1/4		
Total salaries, departmental service-----	20, 460	21, 640	22, 156		
The difference between 1927 and 1926 is due to—					
Decrease in force-----	\$1, 560				
Increase in salaries-----	380				
Net decrease-----	1, 180				
Salaries, Office of Director of Naval Communications— Salaries, Navy Department: For personal services in the District of Columbia in accordance with the classification act of 1923 (act Feb. 11, 1925, vol. 43, p. 864)-----				128, 000. 00	130, 000. 00

Estimates of appropriations required for the service of the fiscal year ending June 30, 1927—Continued

General object (title of appropriation), date of acts, references to Statutes at Large, or to Revised Statutes, and estimated amount required for each detailed object				Total amount to be appropriated under each head of appropriation	Amount appropriated for the fiscal year ending June 30, 1926
Salaries, Office of Director of Naval Communications—Continued.					
	Estimated expenditures, 1927 appropriation	Estimated expenditures, 1926 appropriation	Expended and obligated, 1925		
Departmental service:					
Salaries—					
Clerical, administrative, and fiscal service—					
Grade 8, \$2,700 to \$3,000; average, \$3,000—	Average—	Average—	Average—		
Associate accountant and auditor (disbursing clerk).....	No. 1 Salary \$2,900	No. 1 Salary \$2,900	No. 1 Salary \$2,850		
Grade 7, \$2,400 to \$3,000; average, \$2,700—					
Junior administrative assistant (chief clerk).....	1 2,500	1 2,500	1 2,450		
Grade 6, \$2,100 to \$2,700; average, \$2,400—					
Principal accounting and auditing assistant.....	1 2,300	1 2,300	1 2,200		
Grade 5, \$1,860 to \$2,400; average, \$2,111.42—					
Senior clerks.....	4 2,090	4 2,090	4 2,078		
Senior transportation rate and traffic clerk.....	1 2,100	1 2,100	1 2,100		
Grade 4, \$1,680 to \$2,040; average, \$1,860—					
Head operators, office devices.....	8 1,965	8 1,965	8 1,965		
Clerk.....	1 1,860	1 1,860	1 1,860		
Accounting and auditing assistant.....	1 1,680	1 1,680	1 1,680		
Grade 3, \$1,500 to \$1,860; average, \$1,680—					
Assistant clerks.....	5 1,704	5 1,704	5 1,720		
Senior stenographers.....	5 1,752	5 1,752	5 1,752		
Assistant clerk-stenographers.....	3 1,560	3 1,560	3 1,572		
Senior operator, office devices.....	1 1,740	1 1,740	1 1,740		
Grade 2, \$1,320 to \$1,680; average, \$1,500—					
Junior clerks.....	13 1,482	13 1,482	13 1,480		
Senior typist.....	1 1,440	1 1,440	1 1,440		
Junior stenographers.....	2 1,560	2 1,560	1 1,560		
Junior clerk-typists.....	4 1,545	4 1,545	4 1,545		
Junior clerk-stenographer.....	1 1,500	1 1,500	1 1,485		
Junior operator, office devices.....	3 1,520	3 1,520	3 1,520		
Grade 1, \$1,140 to \$1,500; average, \$1,320—					
Junior typists.....	3 1,440	3 1,440	3 1,440		
Underclerk-typist.....	1 1,140	1 1,140	1 1,140		
Underoperators, office devices.....	10 1,380	10 1,380	10 1,380		
Professional service—					
Grade 4, \$3,800 to \$5,000; average, \$4,400—					
Engineer (telephone and telegraph engineer).....	1 4,000	1 4,000	1 4,000		
Subprofessional service—					
Grade 8, \$2,400 to \$3,000; average, \$2,700—					
Chief engineering aide (communication aide).....	1 2,400	1 2,400	1 2,400		
Grade 6, \$1,860 to \$2,400; average, \$2,100—					
Principal scientific aide (assistant to telephone and telegraph engineer).....		1 2,100	1 2,100		
Custodial service—					
Grade 3, \$1,020 to \$1,260; average, \$1,080—					
Messengers.....	5 1,020	5 1,020	5 1,020		
Total average number of employees.....	77	78	78 1/2		
Total salaries, departmental service.....	128,000	130,600	129,583		
The difference between 1927 and 1926 is due to decrease in force, \$2,000.					
Salaries, Office of Naval Intelligence—					
Salaries, Navy Department: For personal services in the District of Columbia in accordance with the classification act of 1923 (act Feb. 11, 1925, vol. 43, p. 864).....				\$36,000.00	\$36,520.00
	Estimated expenditures, 1927 appropriation	Estimated expenditures, 1926 appropriation	Expended and obligated, 1925		
Departmental service:					
Salaries—					
Clerical, administrative, and fiscal service—					
Grade 7, \$2,400 to \$3,000; average, \$2,700—	Average—	Average—	Average—		
Junior administrative assistant.....	No. 1 Salary \$2,700	No. 1 Salary \$2,600	No. 1 Salary \$2,496		
Grade 6, \$2,100 to \$2,700; average, \$2,400—					
Principal clerks.....	2 2,350	1 2,400	1 2,396		
Principal translator.....	1 2,200	1 2,200	1 2,108		
Grade 5, \$1,860 to \$2,400; average, \$2,111.42—					
Head stenographer.....			1 1,915		
Senior translators.....	2 1,860	2 1,860	2 1,860		
Grade 4, \$1,680 to \$2,040; average, \$1,860—					
Clerk.....	1 2,040	2 1,950	2 1,950		
Office draftsman.....	1 1,680	1 1,680	1 1,680		
Grade 3, \$1,500 to \$1,860; average, \$1,680—					
Assistant clerk.....	1 1,620	1 1,560	1 1,560		
Assistant clerk-stenographers.....	3 1,660	3 1,660	3 1,660		
Assistant photographer.....	1 1,740	1 1,680	1 1,680		
Grade 2, \$1,320 to \$1,680; average, \$1,500—					
Junior clerk-typists.....	2 1,470	2 1,470	2 1,440		
Junior clerk-stenographers.....	3 1,420	3 1,400	3 1,410		
Grade 1, \$1,140 to \$1,500; average, \$1,320—					
Underclerk.....	1 1,320	2 1,320	2 1,320		
Custodial service—					
Grade 3, \$900 to \$1,260; average, \$1,080—					
Messengers.....	2 1,050	2 1,050	2 1,040		
Total average number of employees.....	21	22	24 1/2		
Total salaries, departmental service.....	36,000	36,520	40,660		
The difference between 1927 and 1926 is due to—					
Decrease in force.....	\$1,320				
Increase in salaries.....	800				
Net decrease.....	520				
Total, Secretary's office.....				3,372,800.00	3,598,750.00

Estimates of appropriations required for the service of the fiscal year ending June 30, 1927—Continued

General object (title of appropriation), date of acts, references to Statutes at Large, or to Revised Statutes, and estimated amount required for each detailed object				Total amount to be appropriated under each head of appropriation	Amount appropriated for the fiscal year ending June 30, 1926
BUREAU OF NAVIGATION					
Transportation, Bureau of Navigation—					
Transportation and recruiting: For mileage and actual and necessary expenses and per diem in lieu of subsistence as authorized by law to officers of the Navy and Naval Reserve [Force] while traveling under orders [and officers performing travel by Government-owned vessels for which no transportation fare is charged, shall only be entitled to reimbursement of actual and necessary expenses incurred]; for mileage, at 5 cents per mile, to midshipmen entering the Naval Academy while proceeding from their homes to the Naval Academy for examination and appointment as midshipmen, and transportation of midshipmen, including reimbursement of traveling expenses, while traveling under orders after appointment as midshipmen; for actual traveling expenses of female nurses; for travel allowance or for transportation and subsistence as authorized by law of enlisted men upon discharge; transportation of enlisted men and apprentice seamen and applicants for enlistment at home and abroad, with subsistence and transfers en route, or cash in lieu thereof; transportation to their homes, if residents of the United States, of enlisted men and apprentice seamen discharged on medical survey, with subsistence and transfers en route, or cash in lieu thereof; transportation of sick or insane enlisted men and apprentice seamen to hospitals, with subsistence and transfers en route, or cash in lieu thereof; apprehension and delivery of deserters and stragglers, and for railway guides and other expenses incident to transportation; expenses of recruiting for the naval service; rent of rendezvous and expenses of maintaining the same; advertising for and obtaining men and apprentice seamen; actual and necessary expenses in lieu of mileage to officers on duty with traveling recruiting parties; transportation of dependents of officers and enlisted men; in all (<i>act Feb. 11, 1925, vol. 43, pp. 864, 865</i>)				\$4, 700, 000. 00	\$4, 000, 000. 00
	Estimated expenditures, 1927 appropriation	Estimated expenditures, 1926 appropriation	Expended and obligated, 1925		
06 Travel expenses.....	\$4, 478, 000	\$3, 762, 570	\$2, 622, 873		
09 Advertising and publication of notices (service).....	2, 000	2, 000	-----		
14 Maintenance and operation of shore stations.....	220, 000	235, 430	146, 572		
Total.....	4, 700, 000	4, 000, 000	2, 769, 445		
Recreation for Enlisted Men, Navy—					
Recreation for enlisted men: For the recreation, amusement, comfort, contentment, and health of the Navy, to be expended in the discretion of the Secretary of the Navy, under such regulations as he may prescribe [\$500,000] \$400,000: <i>Provided</i> , That the amount paid from this appropriation for personal services of field employees, exclusive of temporary services, shall not exceed [\$64,000] \$35,000 (<i>act Feb. 11, 1925, vol. 43, p. 865</i>)				400, 000. 00	500, 000. 00
	Estimated expenditures, 1927 appropriation	Estimated expenditures, 1926 appropriation	Expended and obligated, 1925		
16 Miscellaneous operating charges.....	\$400, 000	\$500, 000	\$500, 000		
Contingent, Bureau of Navigation—					
Contingent: For continuous-service certificates, commissions, warrants, diplomas, discharges, good-conduct badges, and medals for men and boys; purchase of gymnastic apparatus; transportation of effects of deceased officers and enlisted men of the Navy, and of officers and men of the Naval Reserve [Force] who die while on duty; books for training apprentice seamen and landsmen; packing boxes and materials; books and models; stationery; and other contingent expenses and emergencies arising under cognizance of the Bureau of Navigation, unforeseen and impossible to classify (<i>act Feb. 11, 1925, vol. 43, p. 865</i>)				15, 000. 00	15, 000. 00
	Estimated expenditures, 1927 appropriation	Estimated expenditures, 1926 appropriation	Expended and obligated, 1925		
07 Transportation of things (service).....	\$1, 000	\$1, 000	\$785		
16 Miscellaneous operating charges.....	14, 000	14, 000	7, 362		
Total.....	15, 000	15, 000	8, 147		

Estimates of appropriations required for the service of the fiscal year ending June 30, 1927—Continued

General object (title of appropriation), date of acts, references to Statutes at Large, or to Revised Statutes, and estimated amount required for each detailed object				Total amount to be appropriated under each head of appropriation	Amount appropriated for the fiscal year ending June 30, 1926
Gunnery and Engineering Exercises, Bureau of Navigation— Gunnery and engineering exercises: For trophies and badges for excellence in gunnery, target practice, engineering exercises, and for economy in fuel consumption, to be awarded under such rules as the Secretary of the Navy may formulate; for the purpose of recording, classifying, compiling, and publishing the rules and results; for the establishment and maintenance of shooting galleries, target houses, targets, and ranges; for hiring established ranges, and for transporting equipment to and from ranges (act Feb. 11, 1925, vol. 43, p. 865)-----				\$37, 000. 00	\$45, 850. 00
	Estimated expenditures, 1927 appropriation	Estimated expenditures, 1926 appropriation	Expended and obligated, 1925		
14 Maintenance and operation of shore stations.....	\$19, 850	\$18, 000	\$21, 909		
16 Miscellaneous operating charges.....	17, 150	19, 850	62, 495		
Total.....	37, 000	37, 850	84, 404		
Instruments and Supplies, Bureau of Navigation— Instruments and supplies: For supplies for seamen's quarters; and for the purchase of all other articles of equipage at home and abroad; and for the payment of labor in equipping vessels therewith and manufacture of such articles in the several navy yards; all pilotage and towage of ships of war; canal tolls, wharfage, dock and port charges, and other necessary incidental expenses of a similar nature; services and materials in repairing, correcting, adjusting, and testing compasses on shore and on board ship; nautical and astronomical instruments and repairs to same, and pay of chronometer caretakers; libraries for ships of war, professional books, schoolbooks, and papers; maintenance of gunnery and other training classes; compasses, compass fittings, including binnacles, tripods, and other appendages of ship's compasses; logs and other appliances for measuring the ship's way and leads and other appliances for sounding; photographs, photographic instruments and materials, printing outfit and materials; and for the necessary civilian electricians for gyrocompass testing and inspection; in all (act Feb. 11, 1925, vol. 43, pp. 865, 866)-----				600, 000. 00	640, 000. 00
	Estimated expenditures, 1927 appropriation	Estimated expenditures, 1926 appropriation	Expended and obligated, 1925		
1293 Repairs to ship's equipage.....	\$193, 000	\$193, 000	\$201, 776		
14 Maintenance and operation of shore stations.....	24, 000	24, 895	14, 085		
15 Maintenance and operation of fleet.....	180, 939	180, 044	171, 031		
30302 Equipage of naval vessels.....	202, 061	242, 061	240, 489		
Total.....	600, 000	640, 000	627, 381		
Ocean and Lake Surveys—Bureau of Navigation— Ocean and lake surveys: For hydrographic surveys, including the pay of the necessary hydrographic surveyors, cartographic draftsmen, and recorders, and for the purchase of nautical books, charts, and sailing directions (act Feb. 11, 1925, vol. 43, p. 866)-----				85, 000. 00	95, 000. 00
	Estimated expenditures, 1927 appropriation	Estimated expenditures, 1926 appropriation	Expended and obligated, 1925		
16 Miscellaneous operating charges.....	\$85, 000	\$95, 000	\$71, 027		

Estimates of appropriations required for the service of the fiscal year ending June 30, 1927—Continued

General object (title of appropriation), date of acts, references to Statutes at Large, or to Revised Statutes, and estimated amount required for each detailed object	Total amount to be appropriated under each head of appropriation	Amount appropriated for the fiscal year ending June 30, 1926
Naval Training Stations, Bureau of Navigation—		
Naval training stations: For maintenance, including labor and material, heat, light, water, general care, repairs, and improvement; school books; and all other incidental expenses for the naval training stations that follow:		
San Diego, California.....	\$150,000.00	\$160,000.00
Newport, Rhode Island.....	245,000.00	250,000.00
Great Lakes, Illinois.....	245,000.00	250,000.00
Hampton Roads, Virginia.....	245,000.00	260,000.00
<i>Provided</i> , That the amount to be paid out of each of the foregoing sums under the direction of the Secretary of the Navy for clerical, drafting, inspection, and messenger service for the fiscal year ending June 30, [1926] 1927 , shall not exceed \$12,600, except for Great Lakes, which shall not exceed \$13,500 (<i>act Feb. 11, 1925, vol. 43, p. 866</i>).		

	Estimated expenditures, 1927 appropriation	Estimated expenditures, 1926 appropriation	Expended and obligated, 1925
San Diego, Calif.:			
14 Maintenance and operation of shore stations.....	\$150,000	\$160,000	\$149,447
Newport, R. I.:			
14 Maintenance and operation of shore stations.....	245,000	250,000	249,560
Great Lakes, Ill.:			
14 Maintenance and operation of shore stations.....	245,000	250,000	249,980
Hampton Roads, Va.:			
14 Maintenance and operation of shore stations.....	245,000	260,000	258,327

Organizing the Naval Reserve Force—

Naval Reserve Force: For expenses of organizing, administering, and recruiting the Naval Reserve Force and Naval Militia; for the maintenance and rental of armories, including the pay of necessary janitors, and for wharfage, \$170,000; for pay and allowances of officers and enrolled men of the Naval Reserve Force, other than class one, while on active duty for training; mileage for officers while traveling under orders to and from active duty for training; transportation of enrolled men to and from active duty for training, and subsistence and transfers en route or cash in lieu thereof; subsistence of enrolled men during the actual period of active duty for training; pay and allowances of officers of the Naval Reserve Force and pay, allowances, and subsistence of enrolled men of the Naval Reserve Force when ordered to active duty in connection with the instruction, training, and drilling of the Naval Reserve Force; and retainer pay of officers and enrolled men of the Naval Reserve Force, other than class one, \$3,409,820; for aviation material, equipment, fuel, and rental of hangars, \$320,180; in all, \$3,900,000, not more than \$1,232,060 of which amount shall be available, in addition to other appropriations, for fuel and the transportation thereof and for all other expenses in connection with the maintenance, operation, repair, and upkeep of vessels and aircraft assigned for training the Naval Reserve Force: *Provided*, That no part of the money appropriated in this act shall be used for the training of any member of the Naval Reserve Force except with his own consent: *Provided further*, That until June 30, 1926, members of the Volunteer Naval Reserve may, in the discretion of the Secretary of the Navy, be issued such articles of uniform as may be required for their drills and training, the value thereof not to exceed that authorized to be issued to other classes of the Naval Reserve Force and to be charged against the clothing and small stores fund: *Provided further*, That until June 30, 1926, of the Organized Militia as provided by law, such part as may be duly prescribed in any State, Territory, or for the District of Columbia shall constitute a Naval Militia; and until June 30, 1926, such of the Naval Militia as now is in existence, and as now organized and prescribed by the Secretary of the Navy under authority of the act of Congress approved February 16, 1914, shall be a part of the Naval Reserve Force, and the Secretary of the Navy is authorized to maintain and provide for said Naval Militia as provided in said act: *Provided further*, That upon their enrollment in the Naval Reserve Force, and not otherwise until June 30, 1926, the members of said Naval Militia shall have all the benefits, gratuities, privileges, and emoluments provided by law for other members of the Naval Reserve Force; and that, with the approval of the Secretary of the Navy, duty performed in the Naval Militia may be counted as active service for the maintenance of efficiency required by law for members of the Naval Reserve Force: *Provided further*, That retainer pay provided by existing law shall not be paid to any member of the Naval Reserve Force who fails to train as provided by law during the year for which he fails to train (*act Feb. 11, 1925, vol. 43, p. 866*).

Estimates of appropriations required for the service of the fiscal year ending June 30, 1927—Continued

General object (title of appropriation), date of acts, references to Statutes at Large, or to Revised Statutes, and estimated amount required for each detailed object	Total amount to be appropriated under each head of appropriation	Amount appropriated for the fiscal year ending June 30, 1926
Naval Reserve— <i>For expenses of organizing, administering, and recruiting the Naval Reserve and Naval Militia, for maintenance and rental of armories, including pay of necessary janitors, and for wharfage, \$160,000; for pay and allowances of officers and enrolled and enlisted men of the Naval Reserve when employed on authorized training duty; mileage for officers while traveling under orders to and from training duty; transportation of enrolled and enlisted men to and from training duty, and subsistence and transfers en route, or cash in lieu thereof; subsistence of enrolled and enlisted men during the actual period of training duty; subsistence of officers and enrolled and enlisted men of the Fleet Naval Reserve while performing authorized training or other duty without pay; pay and allowances of officers of the Naval Reserve and pay, allowances, and subsistence of enrolled and enlisted men of the Naval Reserve when ordered to active duty in connection with the instruction, training, and drilling of the Naval Reserve; pay of officers and enrolled and enlisted men of the Fleet Naval Reserve for the performance of drills or other equivalent instruction or duty, or appropriate duties, and administrative duties, \$3,416,460; pay of officers and enlisted men of the Merchant Marine Naval Reserve when not employed on active duty with the regular Navy, \$23,540; in all, \$3,600,000, of which amount not more than \$330,875 shall be available, in addition to other appropriations, for aviation material, equipment, fuel, and rental of hangars, and not more than \$740,600 shall be available, in addition to other appropriations, for fuel and the transportation thereof, and for all other expenses in connection with the maintenance, operation, repair, and upkeep of vessels and aircraft assigned for training the Naval Reserve: Provided further, That the sum to be paid from this appropriation for clerical and messenger services for Naval Reserve administration in Naval Stations and districts for the fiscal year ending June 30, 1927, shall not exceed \$72,286 (acts Feb. 11, 1925, vol. 43, p. 866; Feb. 28, 1925, vol. 43, p. 1080)</i>	\$3, 600, 000. 00	\$3, 900, 000. 00

	Estimated expenditures, 1927 appropriation	Estimated expenditures, 1926 appropriation	Expended and obligated, 1925
01 Personal services.....	\$2, 405, 665	\$2, 202, 062	\$1, 636, 140
03 Subsistence and support of persons.....	203, 314	198, 722	177, 376
06 Travel expenses.....	90, 421	97, 156	82, 108
12 Repairs to vessels.....	318, 100	584, 380	677, 446
14 Maintenance and operation of shore stations.....	160, 000	170, 000	153, 671
15 Maintenance and operation of fleet.....	422, 500	647, 680	560, 479
Total.....	3, 600, 000	3, 900, 000	3, 287, 220

NOTE.—In accordance with section 38 of the act approved Feb. 28, 1925, "To provide for the creation, organization, administration, and maintenance of a Naval Reserve and a Marine Corps Reserve," the following information is furnished:

- (a) The estimated amount necessary for all purposes for the Fleet Naval Reserve for the fiscal year 1927 not including pay and allowances of former enlisted men of the regular Navy transferred or assigned to the Fleet Naval Reserve..... \$3, 576, 460
- (b) The estimated amount for said fiscal year required to cover the pay and allowances of those former enlisted men of the regular Navy transferred to the Fleet Naval Reserve..... 6, 694, 160
- (c) The amount estimated for said fiscal year to cover the annual payment of \$25 allowed by section 22 of said act to those men of the Naval Reserve who have been assigned thereto 25, 000

Estimates of appropriations required for the service of the fiscal year ending June 30, 1927—Continued

General object (title of appropriation), date of acts, references to Statutes at Large, or to Revised Statutes, and estimated amount required for each detailed object	Total amount to be appropriated under each head of appropriation	Amount appropriated for the fiscal year ending June 30, 1926																				
<p>Naval Reserve Officers' Training Corps— <i>For the procurement, maintenance, and issue, under such regulations as may be prescribed by the Secretary of the Navy, to institutions at which one or more units of the Naval Reserve Officers' Training Corps are established, of such means of transportation, books, supplies, tentage, equipment, and uniforms as he may deem necessary, and all other miscellaneous items, including cleaning and laundering of uniforms and clothing at camps or on board ship; and to pay commutation in lieu of uniforms at a rate to be fixed annually by the Secretary of the Navy; for transporting supplies and equipment from place of issue to the several institutions, training camps and ships and return of same to place of issue when necessary; for the establishment and maintenance of camps of instruction, and schools on ships for the further practical instruction of members of the Naval Reserve Officers' Training Corps, and for transporting members of such corps to and from such camps or ships and to subsist them while traveling to and from such camps or ships and while remaining therein so far as appropriations will permit or, in lieu of transporting them to and from such camps or ships and subsisting them while en route, to pay them travel allowance at the rate of five cents per mile for the distance by the shortest usually traveled route from the places from which they are authorized to proceed to the camp or ship and for the return journey thereto, and to pay the return travel pay in advance of the actual performance of the travel; for pay for students attending advanced camps or advanced schools on ships at the rate prescribed for enlisted men of the seventh pay grade; for the payment of commutation of subsistence to members of the senior division of the Naval Reserve Officers' Training Corps, at a rate not exceeding the cost of the commuted ration of the Navy; for medical and hospital treatment, subsistence until furnished transportation, and transportation when fit for travel to their homes of members of the Naval Reserve Officers' Training Corps injured in line of duty while at camps of instruction or on ships; and for the cost of preparation and transportation to their homes and burial expenses of the remains of the members of the Naval Reserve Officers' Training Corps who die while attending camps of instruction or on ships; and for the cost of maintenance, repair, and operation of passenger-carrying vehicles; \$45,000, to be made available until December 31, 1927: Provided, That uniforms and other equipment or material issued to the Naval Reserve Officers' Training Corps in accordance with law may be furnished from surplus or reserve stocks of the Navy without payment from this appropriation, except for actual expenses incurred in the manufacture or issue: Provided further, That in no case shall the amount paid from this appropriation for uniforms, equipment, or material furnished to the Naval Reserve Officers' Training Corps from stocks under the control of the Navy be in excess of the price current at the time the issue is made (act Mar. 4, 1925, vol. 43, p. 1269) (submitted)</i></p>	\$45,000.00																					
<table><tr><th></th><th>Estimated expenditures, 1927 appropriation</th><th>Estimated expenditures, 1926 appropriation</th><th>Expended and obligated, 1925</th></tr><tr><td>06 Travel expense.....</td><td>\$600</td><td></td><td></td></tr><tr><td>03 Subsistence and support of persons.....</td><td>24,090</td><td></td><td></td></tr><tr><td>16 Miscellaneous operating charges.....</td><td>20,310</td><td></td><td></td></tr><tr><td>Total.....</td><td>45,000</td><td></td><td></td></tr></table>		Estimated expenditures, 1927 appropriation	Estimated expenditures, 1926 appropriation	Expended and obligated, 1925	06 Travel expense.....	\$600			03 Subsistence and support of persons.....	24,090			16 Miscellaneous operating charges.....	20,310			Total.....	45,000				
	Estimated expenditures, 1927 appropriation	Estimated expenditures, 1926 appropriation	Expended and obligated, 1925																			
06 Travel expense.....	\$600																					
03 Subsistence and support of persons.....	24,090																					
16 Miscellaneous operating charges.....	20,310																					
Total.....	45,000																					
<p>NOTE.—In accordance with section 5 of the legislative, executive, and judicial appropriation act, approved July 16, 1914, it is estimated that there will be required \$1,200 for the maintenance, repair, and operation of six motor-propelled passenger-carrying vehicles.</p>																						
<p>Naval War College, Bureau of Navigation— <i>Naval War College, Rhode Island: For maintenance of the Naval War College on Coasters Harbor Island, including the maintenance, repair, and operation of one horse-drawn passenger-carrying vehicle to be used only for official purposes; and care of ground for same, \$96,000; services of a professor of international law, \$2,000; services of civilian lecturers, rendered at the War College, \$2,000; care and preservation of the library, including the purchase, binding, and repair of books of reference and periodicals, \$5,000; in all, \$105,000: Provided, That the sum to be paid out of this appropriation under the direction of the Secretary of the Navy for clerical, inspection, drafting, and messenger service for the fiscal year ending June 30, [1926] 1927, shall not exceed \$64,000 (act Feb. 11, 1925, vol. 43, p. 867)</i></p>	105,000.00	\$105,000.00																				
<p>NOTE.—In accordance with section 5 of the legislative, executive, and judicial appropriation act approved July 16, 1914, it is estimated that there will be required \$1,860 for the maintenance, repair, and operation of one horse-drawn brougham at the Naval War College for the official use of the president, Naval War College.</p>																						

Estimates of appropriations required for the service of the fiscal year ending June 30, 1927—Continued

General object (title of appropriation), date of acts, references to Statutes at Large, or to Revised Statutes, and estimated amount required for each detailed object				Total amount to be appropriated under each head of appropriation	Amount appropriated for the fiscal year ending June 30, 1926
Naval War College, Bureau of Navigation—Continued.					
	Estimated expenditures, 1927 appropriation	Estimated expenditures, 1926 appropriation	Expended and obligated, 1925		
14 Maintenance and operation of shore stations.....	\$105,000	\$105,000	\$97,720		
Naval Home, Philadelphia, Pa.—					
Naval Home, Philadelphia, Pennsylvania: For pay of employees at rates of pay to be fixed by the Secretary of the Navy, [\$66,971: <i>Provided</i>, That the rates of pay prevailing on the date of approval of this act for inmates of the home employed in various capacities shall not be increased during the fiscal year 1926]				\$66,850.00	
Maintenance: For water rent, heating, and lighting; cemetery, burial expenses, and headstones; general care and improvements of grounds, buildings, walls, and fences; repairs to power-plant equipment, implements, tools, and furniture, and purchase of the same; music in chapel and entertainments for beneficiaries; stationery, books, and periodicals; transportation of indigent and destitute beneficiaries to the Naval Home, and of sick and insane beneficiaries, their attendants and necessary subsistence for both, to and from other Government hospitals; employment of such beneficiaries in and about the Naval Home as may be authorized by the Secretary of the Navy, on the recommendation of the governor; support of beneficiaries and all other contingent expenses, including the maintenance, repair, and operation of one horse-drawn passenger-carrying vehicle, two motor-propelled vehicles, and one motor-propelled passenger-carrying vehicle, to be used only for official purposes, [\$123,029]				97,500.00	
In all, Naval Home, [\$190,000.00] <i>\$164,350.00</i> , which sum shall be paid out of the income from the naval pension fund (<i>act Feb. 11, 1925, vol. 43, pp. 867, 868</i>).....				164,350.00	
NOTE.—In accordance with section 5 of the legislative, executive, and judicial appropriation act, approved July 16, 1914, it is estimated that there will be required \$2,010 for the maintenance, repair, and operation of horse-drawn and motor-propelled passenger-carrying vehicles for the Naval Home.					
Indefinite appropriation: For expenses of the Naval Home, Philadelphia, Pa., as authorized in the annual naval act, to be paid from the interest on the Navy pension fund (detailed estimate above) (<i>acts Mar. 1, 1869, vol. 15, p. 277; June 30, 1914, vol. 38, p. 397</i>).....				\$164,350.00	\$190,000.00
	Estimated expenditures, 1927 appropriation	Estimated expenditures, 1926 appropriation	Expended and obligated, 1925		
14 Maintenance and operation of shore stations.....	\$164,350	\$190,000	\$167,160		
Navy Fines and Forfeitures—					
Indefinite appropriation of the receipts from fines and forfeitures imposed by naval courts-martial, applicable for payment for transportation of discharged prisoners to their homes, the balance not required for such payment to be transferred to the naval hospital fund (<i>act Mar. 3, 1909, vol. 35, p. 756</i>).....				200,000.00	450,000.00
	Estimated expenditures, 1927 appropriation	Estimated expenditures, 1926 appropriation	Expended and obligated, 1925		
06 Travel expenses.....	\$50,000	\$150,000	\$46,518		
16 Miscellaneous operating charges.....	150,000	300,000	280,482		
	200,000	450,000	327,000		
Salaries, Bureau of Navigation—					
Salaries, Navy Department: For personal services in the District of Columbia in accordance with the classification act of 1923 (<i>act Feb. 11, 1925, vol. 43, p. 868</i>).....				423,000.00	423,000.00

Estimates of appropriations required for the service of the fiscal year ending June 30, 1927—Continued

General object (title of appropriation), date of acts, references to Statutes at Large, or to Revised Statutes, and estimated amount required for each detailed object

Total amount to be appropriated under each head of appropriation

Amount appropriated for the fiscal year ending June 30, 1926

Salaries, Bureau of Navigation—Continued.

	Estimated expenditures, 1927 appropriation	Estimated expenditures, 1926 appropriation	Expended and obligated, 1925
Departmental service:			
Salaries—			
Clerical, administrative, and fiscal service—			
Grade 10, \$3,300 to \$3,600; average, \$3,600—	Average— No. 1 Salary \$3,600	Average— No. 1 Salary \$3,600	Average— No. 1 Salary \$3,591
Junior administrative officer (chief clerk).....	1	1	1
Grade 9, \$3,000 to \$3,600; average, \$3,300—			
Senior administrative assistant.....			★ 3,000
Grade 8, \$2,700 to \$3,300; average, \$3,000—			
Administrative assistants.....	3 2,900	3 2,900	2½ 2,874
Grade 7, \$2,400 to \$3,000; average, \$2,700—			
Junior administrative assistants.....	8 2,600	8 2,600	8 2,504
Grade 6, \$2,100 to \$2,700; average, \$2,400—			
Principal clerk.....	1 2,300	1 2,300	1 2,333
Grade 5, \$1,860 to \$2,400; average, \$2,111.42—			
Senior clerks.....	14 2,077	14 2,077	13½ 2,087
Senior transportation rate and traffic clerk.....	1 2,100	1 2,100	1 2,100
Grade 4, \$1,680 to \$2,040; average, \$1,860—			
Clerks.....	22 1,792	22 1,792	19½ 1,784
Clerk-stenographers.....	2 1,680	2 1,680	2 1,680
Transportation rate and traffic clerk.....	1 1,920	1 1,920	1 1,875
Grade 3, \$1,500 to \$1,860; average, \$1,680—			
Assistant clerks.....	55 1,584	58 1,584	52½ 1,584
Assistant clerk-stenographers.....	12 1,583	13 1,583	12½ 1,560
Junior transportation rate and traffic clerk.....	1 1,500	1 1,500	1 1,500
Senior operator, office devices.....	1 1,560	1 1,560	1 1,570
Grade 2, \$1,320 to \$1,680; average, \$1,500—			
Junior clerks.....	56 1,364	56 1,364	51½ 1,369
Junior stenographers.....	19 1,377	19 1,377	18½ 1,361
Junior clerk-stenographers.....	10 1,398	10 1,398	11½ 1,399
Junior clerk-typists.....	10 1,418	11 1,418	11½ 1,405
Senior typists.....	8 1,402	8 1,402	9½ 1,335
Grade 1, \$1,140 to \$1,500; average, \$1,320—			
Underclerks.....	19 1,257	21 1,257	31½ 1,280
Underclerk-typists.....	2 1,290	2 1,290	2½ 1,265
Junior typists.....	3 1,220	3 1,220	3½ 1,249
Under operators, office devices.....	2 1,260	2 1,260	2 1,250
Professional and scientific service—			
Grade 5, \$5,200 to \$6,000; average, \$5,600—			
Senior educationist.....	1 5,600		
Grade 4, \$3,800 to \$5,000; average, \$4,400—			
Librarian.....	1 4,400		
Custodial service—			
Grade 4, \$1,140 to \$1,500; average, \$1,320—			
Head messenger.....	1 1,200	1 1,200	1 1,175
Grade 3, \$1,020 to \$1,260; average, \$1,140—			
Messenger.....	14 1,071	14 1,071	14 1,041
Total average number of employees.....	268	273	272½
Total salaries, departmental service.....	423,000	423,000	424,586

*Salaries, Hydrographic Office—*Salaries, Navy Department: For personal services in the District of Columbia, in accordance with the classification act of 1923 (*act Feb. 11, 1925, vol. 43, p. 868*).....

\$310,000.00

\$310,000.00

	Estimated expenditures, 1927 appropriation	Estimated expenditures, 1926 appropriation	Expended and obligated, 1925
Departmental service:			
Salaries—			
Clerical, administrative, and fiscal service—			
Grade 8, \$2,700 to \$3,000; average, \$3,000—	Average— No. 1 Salary \$3,000	Average— No. 1 Salary \$3,000	Average— No. 1 Salary \$2,730
Administrative assistant.....	1	1	1
Grade 7, \$2,400 to \$3,000; average, \$2,700—			
Junior administrative assistant.....			½ 2,557
Grade 5, \$1,860 to \$2,400; average, \$2,111.42—			
Senior clerk.....	1 2,100	1 2,100	1 2,166
Grade 4, \$1,680 to \$2,040; average, \$1,860—			
Clerk-stenographer.....	1 1,860	1 1,860	1 1,860
Clerk.....	1 1,860	1 1,860	1 1,860
Grade 3, \$1,500 to \$1,860; average, \$1,680—			
Assistant clerk.....	1 1,680	1 1,680	1 1,680
Senior stenographer.....	1 1,680	1 1,680	1 1,680
Grade 2, \$1,320 to \$1,680; average, \$1,500—			
Junior clerk-typists.....	6 1,460	6 1,460	4½ 1,422
Junior clerk-stenographers.....	7 1,534	7 1,534	6½ 1,541
Grade 1, \$1,140 to \$1,500; average, \$1,320—			
Underoperator.....	1 1,440	1 1,440	1 1,440
Underclerks.....	2 1,230	2 1,230	3½ 1,298
Professional and scientific service—			
Grade 5, \$5,200 to \$6,000; average, \$5,600—			
Senior scientist.....	1 5,200	1 5,200	1 5,200
Senior engineer.....	1 5,200	1 5,200	½ 5,200
Grade 4, \$3,800 to \$5,000; average, \$4,400—			
Scientist.....	1 3,800	1 3,800	½ 3,800
Engineers.....	6 3,800	6 3,800	6½ 3,800

Estimates of appropriations required for the service of the fiscal year ending June 30, 1927—Continued

General object (title of appropriation), date of acts, references to Statutes at Large, or to Revised Statutes, and estimated amount required for each detailed object				Total amount to be appropriated under each head of appropriation	Amount appropriated for the fiscal year ending June 30, 1926
<i>Salaries, Hydrographic Office—Continued.</i>					
	Estimated expenditures, 1927 appropriation	Estimated expenditures, 1926 appropriation	Expended and obligated, 1925		
Departmental service—Continued.					
Salaries—Continued.					
Professional and scientific service—Continued.					
Grade 3, \$3,000 to \$3,600; average, \$3,300—					
Associate scientist.....	Average— No. Salary	Average— No. Salary	Average— No. Salary		
Associate engineers.....	13 \$3,000	13 \$3,000	12 $\frac{1}{2}$ 3,000		
Grade 2, \$2,400 to \$3,000; average, \$2,700—					
Assistant engineers.....	10 2,460	10 2,460	7 $\frac{1}{2}$ 2,400		
Grade 1, \$1,860 to \$2,400; average, \$2,111.42—					
Junior engineers.....	4 1,920	4 1,920	5 $\frac{1}{2}$ 1,860		
Subprofessional service—					
Grade 8, \$2,400 to \$3,000; average, \$2,700—					
Chief engineering aid.....	1 2,400	1 2,400	1 $\frac{1}{2}$ 2,400		
Chief engineering draftsmen.....	6 2,400	6 2,400	6 $\frac{1}{2}$ 2,400		
Chief lithographers, artistic.....	5 2,400	5 2,400	5 2,400		
Grade 7, \$2,100 to \$2,700; average, \$2,400—					
Principal lithographers, mechanical.....	2 2,200	2 2,200	2 2,150		
Grade 6, \$1,860 to \$2,400; average, \$2,111.42—					
Senior engineering draftsmen.....	5 1,936	5 1,936	5 1,888		
Senior engineering aids.....	2 1,920	2 1,920	2 1,860		
Senior lithographers, artistic.....	7 1,923	7 1,923	7 1,896		
Senior lithographer, mechanical.....	1 2,100	1 2,100	1 2,100		
Grade 5, \$1,680 to \$2,040; average, \$1,860—					
Engineering draftsmen.....	8 1,725	8 1,725	7 $\frac{1}{2}$ 1,680		
Engineering aids.....	2 1,740	2 1,740	2 $\frac{1}{2}$ 1,680		
Lithographers, artistic.....	10 1,746	10 1,746	8 $\frac{1}{2}$ 1,724		
Lithographers, mechanical.....	9 1,840	9 1,840	9 1,827		
Grade 4, \$1,500 to \$1,860; average, \$1,680—					
Assistant lithographers, artistic.....	4 1,575	4 1,575	5 $\frac{1}{2}$ 1,596		
Assistant lithographers, mechanical.....	5 1,584	5 1,584	5 1,572		
Grade 3, \$1,320 to \$1,680; average, \$1,500—					
Junior engineering draftsmen.....	8 1,395	8 1,395	8 1,361		
Junior lithographers, mechanical.....	5 1,392	5 1,392	4 $\frac{1}{2}$ 1,347		
Grade 2, \$1,140 to \$1,500; average, \$1,320—					
Apprentice engineering draftsmen.....	2 1,170	2 1,170	2 1,158		
Apprentice lithographer, mechanical.....	1 1,140	1 1,140	1 $\frac{1}{2}$ 1,302		
Grade 1, \$900 to \$1,260; average, \$1,080—					
Minor apprentice lithographers, artistic.....	2 1,020	2 1,020	1 $\frac{1}{2}$ 1,020		
Minor apprentice lithographers, mechanical.....	3 1,000	3 1,000	3 $\frac{1}{2}$ 1,063		
Custodial service—					
Grade 4, \$1,140 to \$1,500; average, \$1,320—					
Assistant foreman of laborers.....	1 1,200	1 1,200	1 1,140		
Undermechanic.....			$\frac{1}{2}$ 1,140		
Grade 3, \$1,020 to \$1,260; average, \$1,140—					
Messengers.....	2 1,080	2 1,080	2 1,050		
Senior laborers.....	8 1,043	8 1,043	8 1,043		
01 Total average number of employees.....	157	157	156 $\frac{1}{2}$		
Total salaries, departmental service.....	310,000	310,000	299,889		
<i>Contingent and Miscellaneous Expenses, Hydrographic Office—</i>					
For purchase and printing of nautical books, charts, and sailing directions, copperplates, steel plates, chart paper, packing boxes, chart portfolios, electrotyping copperplates, cleaning copperplates; tools, instruments, power, and materials for drawing, engraving, and printing; materials for and mounting charts; reduction of charts by photography; photolithographing charts for immediate use; transfer of photolithographic and other charts to copper; purchase of equipment for the storage of plates used in making charts and for the storage of Hydrographic Office charts and publications; purchase of one new offset press; modernization, care and repairs to printing presses, furniture, instruments, and tools; extra drawing and engraving; translating from foreign languages; telegrams on public business; preparation of pilot charts and their supplements, and printing and mailing same; purchase of data for charts and sailing directions and other nautical publications; books of reference and works and periodicals relating to hydrography, marine meteorology, navigation, surveying, oceanography, and terrestrial magnetism, and to other professional and technical subjects connected with the work of the Hydrographic Office (act Feb. 11, 1925, vol. 43, p. 868).....				\$68,800.00	

Estimates of appropriations required for the service of the fiscal year ending June 30, 1927—Continued

General object (title of appropriation), date of acts, references to Statutes at Large, or to Revised Statutes, and estimated amount required for each detailed object

Total amount to be appropriated under each head of appropriation

Amount appropriated for the fiscal year ending June 30, 1926

Contingent and Miscellaneous Expenses, Hydrographic Office—Continued.

	Estimated expenditures, 1927 appropriation	Estimated expenditures, 1926 appropriation	Expended and obligated 1925
Supplies and materials:			
0200 Stationery and office supplies.....	\$7,000	\$8,000	\$7,950
0280 Sundry supplies.....	9,000	10,000	9,470
0290 Materials (chart paper).....	28,800	31,800	31,996
02 Total supplies and materials.....	44,800	49,800	49,416
Communication service:			
0500 Telegraph service.....	1,000	1,000	483
0520 Other communication service.....	4,000	4,000	4,200
05 Total communication service.....	5,000	5,000	4,683
12 Repairs and alterations.....	3,000	3,000	3,142
Equipment:			
3020 Educational, scientific, and recreational equipment.....	3,000	4,000	2,723
3050 Other equipment.....	13,000	7,000	10,677
30 Total equipment.....	16,000	11,000	13,400
Total.....	68,800	68,800	70,641

For contingent expenses of branch hydrographic offices at Boston, New York, Philadelphia, Baltimore, Norfolk, Savannah, New Orleans, San Francisco, Portland (Oregon), Portland (Maine), Chicago, Cleveland, Buffalo, Duluth, Sault Sainte Marie, Seattle, Panama, San Juan (Porto Rico), Los Angeles, and Galveston, including furniture, fuel, lights, works, and periodicals relating to hydrography, marine meteorology, navigation, surveying, oceanography, and terrestrial magnetism, stationery, miscellaneous articles, rent and care of offices, care of time balls, car fare and ferriage in visiting merchant vessels, freight and express charges, telegrams, and other necessary expenses incurred in collecting the latest information for pilot charts, and for other purposes for which the offices were established (*act Feb. 11, 1925, vol. 43, p. 868*)

\$13,620.00

	Estimated expenditures, 1927 appropriation	Estimated expenditures, 1926 appropriation	Expended and obligated, 1925
02 Supplies and materials.....	\$4,776	\$4,776	\$6,705
Communication service:			
0600 Telegraph service.....	100	100	94
0610 Telephone service.....	1,650	1,650	1,654
0620 Other communication service.....	200	200	209
05 Total communication service.....	1,950	1,950	1,957
11 Rent of office buildings.....	4,894	4,894	4,894
30 Equipment.....	2,000	2,000	1,601
Total.....	13,620	13,620	14,157

For services of necessary employees at branch offices [**\$32,580**] (*same act*)

35,000.00

\$117,420.00

\$115,000.00

	Estimated expenditures, 1927 appropriation	Estimated expenditures, 1926 appropriation	Expended and obligated, 1925
Field service:			
01 Total number of employees.....	23	22	22
01 Total salaries and wages, field service.....	\$35,000	\$32,580	\$31,854

Estimates of appropriations required for the service of the fiscal year ending June 30, 1927—Continued

General object (title of appropriation), date of acts, references to Statutes at Large, or to Revised Statutes, and estimated amount required for each detailed object				Total amount to be appropriated under each head of appropriation	Amount appropriated for the fiscal year ending June 30, 1926
Salaries, Naval Observatory— Salaries, Navy Department: For personal services in the District of Columbia, in accordance with the classification act of 1923 (<i>act Feb. 11, 1925, vol. 43, p. 868</i>)				\$85,600.00	\$82,000.00
	Estimated expenditures, 1927 appropriation	Estimated expenditures, 1926 appropriation	Expended and obligated, 1925		
Departmental service:					
Salaries—					
Clerical, administrative, and fiscal service—					
Grade 8, \$2,700 to \$3,300; average, \$3,000—	Average—	Average—	Average—		
Administrative assistant	No. 1 Salary \$3,000	No. 1 Salary \$2,800	No. 1½ Salary \$2,700		
Grade 7, \$2,400 to \$3,000; average, \$2,700—					
Junior administrative assistant	1 2,500	1 2,400	1½ 2,457		
Assistant accountant			1 2,400		
Grade 4, \$1,680 to \$2,040; average, \$1,860—					
Principal stenographer	1 1,680	1 1,680	1 1,680		
Clerk	1 1,680	1 1,680	1 1,680		
Grade 3, \$1,500 to \$1,860; average, \$1,680—					
Assistant clerk	1 1,860	1 1,860	1 1,860		
Assistant clerk-stenographers	3 1,500	2 1,500	1½ 1,500		
Grade 2, \$1,320 to \$1,680; average, \$1,500—					
Junior clerk	1 1,320	1 1,320	1½ 1,320		
Professional and scientific service—					
Grade 4, \$3,800 to \$5,000; average, \$4,400—					
Scientists	3 3,800	3 3,800	3 3,800		
Grade 3, \$3,000 to \$3,600; average, \$3,300—					
Associate scientists	7 3,000	7 3,000	6½ 3,000		
Grade 2, \$2,400 to \$3,000; average, \$2,700—					
Assistant scientists	3 2,400	3 2,400	3½ 2,400		
Subprofessional service—					
Grade 6, \$1,860 to \$2,400; average, \$2,111.42—					
Senior laboratory mechanic	1 1,860	1 1,860	1½ 1,860		
Grade 4, \$1,500 to \$1,860; average, \$1,680—					
Assistant librarian	1 1,500				
Grade 3, \$1,320 to \$1,680; average, \$1,500—					
Junior laboratory mechanic	1 1,320	1 1,320	1 1,320		
Custodial service—					
Grade 7, \$1,680 to \$2,040; average, \$1,860—					
Senior mechanics	2 1,740	2 1,740	2 1,715		
Grade 6, \$1,500 to \$1,860; average, \$1,680—					
Mechanic	1 1,500	1 1,500	1 1,500		
General foreman of laborers	1 1,500	1 1,500	1 1,500		
Grade 3, \$1,020 to \$1,260; average, \$1,140—					
Minor mechanic	4 1,140	4 1,065	4 1,028		
Guard (watchman)	7 1,020	7 1,020	6½ 1,020		
Messenger	2 1,050	2 1,050	2 1,025		
Grade 2, \$900 to \$1,140; average, \$1,020—					
Junior laborer	5 900	5 900	4½ 900		
Total average number of employees	47	45	43½		
Total salaries, Departmental service	85,600	82,000	78,377		
The difference between 1927 and 1926 is due to—					
Increase in force	\$3,000				
Increase in salaries	600				
Net increase	3,600				
Contingent and Miscellaneous Expenses, Naval Observatory— Miscellaneous computations: For personal services in the District of Columbia, in accordance with the classification act of 1923 (<i>act Feb. 11, 1925, vol. 43, p. 869</i>)				\$9,300.00	
	Estimated expenditures, 1927 appropriation	Estimated expenditures, 1926 appropriation	Expended and obligated, 1925		
Departmental service:					
Salaries—					
Professional and scientific service—					
Grade 1, \$1,860 to \$2,400; average, \$2,111.42—	Average—	Average—	Average—		
Junior scientists	No. 5 Salary \$1,860	No. 5 Salary \$1,860	No. 4 Salary \$1,860		
Total average number of employees	5	5	4		
Total salaries, departmental service	9,300	9,300	7,440		
For professional and scientific books, books of reference, periodicals, engravings, photographs, and fixtures for the library (<i>act Feb. 11, 1925, vol. 43, p. 869</i>)				1,000.00	
	Estimated expenditures, 1927 appropriation	Estimated expenditures, 1926 appropriation	Expended and obligated, 1925		
30 Equipment (library stock)	\$1,000	\$1,000	\$1,000		

Estimates of appropriations required for the service of the fiscal year ending June 30, 1927—Continued

General object (title of appropriation), date of acts, references to Statutes at Large, or to Revised Statutes, and estimated amount required for each detailed object

Total amount to be appropriated under each head of appropriation

Amount appropriated for the fiscal year ending June 30, 1926

*Contingent and Miscellaneous Expenses, Naval Observatory—Continued.*For apparatus and instruments, and for repairs of the same (*act Feb. 11, 1925, vol. 43, p. 869*)-----

\$2, 500. 00

	Estimated expenditures, 1927 appropriation	Estimated expenditures, 1926 appropriation	Expended and obligated, 1925
02 Supplies and materials.....	\$432	\$432	\$431
12 Repairs and alterations.....	735	735	733
13 Special and miscellaneous current expenses.....	36	36	36
30 Equipment.....	1, 297	1, 297	1, 294
Total.....	2, 500	2, 500	2, 494

For repairs to buildings, fixtures, and fences; furniture, gas, chemicals, and stationery, including transmission of public documents through the Smithsonian Exchange, foreign postage; plants, fertilizers, and all contingent expenses (*act Feb. 11, 1925, vol. 43, p. 869*)-----

3, 500. 00

	Estimated expenditures, 1927 appropriation	Estimated expenditures, 1926 appropriation	Expended and obligated, 1925
Supplies and materials:			
0200 Stationery and office supplies.....	\$430	\$430	\$457
0234 Gas.....	150	150	147
0280 Sundry supplies.....	250	250	286
02 Total supplies and materials.....	830	830	890
06 Travel expenses.....	28	28	28
07 Transportation of things (service).....	180	180	160
12 Repairs and alterations.....	1, 450	1, 450	1, 088
13 Special and miscellaneous current expenses.....	60	60	53
Equipment:			
3010 Furniture, furnishings, and fixtures.....	845	845	1, 031
3050 Other equipment.....	107	107	97
30 Total equipment.....	952	952	1, 128
Total.....	3, 500	3, 500	3, 347

For fuel, oil, grease, pipe, wire, and other materials needed for the maintenance and repair of boilers, engines, heating apparatus, electric lighting and power plant, and water-supply system; purchase and maintenance of teams; maintenance, repair, [or] and operation of motor truck and passenger automobile and of horse-drawn passenger-carrying vehicles; material for boxing nautical instruments for transportation; paints, telegraph and telephone service, and incidental labor, \$12,000, of which amount not to exceed \$3,058 may be expended for personal services in the District of Columbia (*act Feb. 11, 1925, vol. 43, p. 869*)-----

12, 000. 00

\$28, 300. 00

\$28, 300. 00

	Estimated expenditures, 1927 appropriation	Estimated expenditures, 1926 appropriation	Expended and obligated, 1925
Departmental service:			
Salaries—			
Custodial service—			
Grade 6, \$1,500 to \$1,800; average, \$1,680—			
Mechanic.....	Average— No. 1 Salary \$1, 860	Average— No. 1 Salary \$1, 860	Average— No. 1 Salary \$1, 860
Grade 3, \$1,020 to \$1,260; average, \$1,140—			
Senior laborer.....	1 1, 140	1 1, 140	1 1, 140
Total average number of employees.....	2	2	2
Total salaries, departmental service.....	3, 000	3, 000	3, 000
0150 Special and miscellaneous payments for personal services.....	46	46	26
01 Total personal services.....	3, 046	3, 046	3, 026
Supplies and materials:			
0230 Fuel (coal).....	4, 100	4, 100	3, 862
0250 Forage and other supplies for animals.....	500	500	500
0280 Sundry supplies.....	420	415	378
0290 Materials.....	535	530	293
02 Total supplies and materials.....	5, 555	5, 545	5, 033
Subsistence and care of animals and storage and care of vehicles:			
0450 Storage and care of animal-drawn vehicles.....	20	50	---
0460 Storage and care of motor-driven vehicles.....	600	600	582
0470 Special and miscellaneous (horseshoeing).....	84	84	49
04 Total subsistence and care of animals, etc.....	704	734	631

Estimates of appropriations required for the service of the fiscal year ending June 30, 1927—Continued

General object (title of appropriation), date of acts, references to Statutes at Large, or to Revised Statutes, and estimated amount required for each detailed object				Total amount to be appropriated under each head of appropriation	Amount appropriated for the fiscal year ending June 30, 1926
<i>Contingent and Miscellaneous Expenses, Naval Observatory—Continued.</i>					
	Estimated expenditures, 1927 appropriation	Estimated expenditures, 1926 appropriation	Expended and obligated, 1925		
Communication service:					
0500 Telegraph service.....	\$15	\$15	\$10		
0510 Telephone service.....	370	370	356		
05 Total communication service.....	385	385	366		
10 Furnishing of electricity.....	1,220	1,220	1,279		
12 Repairs and alterations.....	645	635	608		
30 Equipment.....	445	435	324		
Total.....	12,000	12,000	11,167		
<p>NOTE.—In accordance with section 5 of the legislative, executive, and judicial act approved July 16, 1914, it is estimated that there will be required \$250 for the maintenance, repair, and operation of horse-drawn and motor-propelled passenger-carrying vehicles for the Naval Observatory.</p> <p><i>Grounds and Roads, Naval Observatory—</i> For cleaning, repair, and upkeep of grounds and roads, including personal services in the District of Columbia, in accordance with the classification act of 1923 [\$6,030] \$6,090, of which amount not to exceed [\$4,920] \$4,980 may be expended for personal services in the District of Columbia (act Feb. 11, 1925, vol. 43, p. 869)</p>				\$6,090.00	\$6,030.00
	Estimated expenditures, 1927 appropriation	Estimated expenditures, 1926 appropriation	Expended and obligated, 1925		
Departmental service:					
Salaries—					
Subprofessional service—	Average—	Average—	Average—		
Grade 3, \$1,320 to \$1,680; average, \$1,500—	No. Salary	No. Salary	No. Salary		
Gardener.....	1 \$1,500	1 \$1,440	1 \$1,320		
Custodial service—					
Grade 4, \$1,140 to \$1,500; average, \$1,320—					
Under mechanic.....	1 1,260	1 1,260	1 1,260		
Grade 3, \$1,020 to \$1,260; average, \$1,140—					
Senior laborer.....	1 1,200	1 1,200	1 1,200		
Grade 2, \$900 to \$1,140; average, \$1,020—					
Junior laborer.....	1 1,020	1 960	1 1,140		
01 Total average number of employees.....	4	4	4		
Total salaries, departmental service.....	4,980	4,860	4,913		
The difference between 1927 and 1926 is due to increase in salaries, \$60.					
02 Supplies and materials.....	725	785	33		
12 Repairs and alterations.....	210	210	767		
30 Equipment.....	175	175	1,453		
Total.....	6,090	6,030	7,166		
<p>[Observations, Eclipse of the Sun, Naval Observatory, 1926— Expenses in preparing for and conducting observations of total solar eclipse of January 14, 1926 (act Feb. 11, 1925, vol. 43, p. 869)]</p>					3,670.00
	Estimated expenditures, 1927 appropriation	Estimated expenditures, 1926 appropriation	Expended and obligated, 1925		
01 Special and miscellaneous payments or personal services.....		\$200			
Supplies and materials:					
0221 Scientific supplies.....		100			
0280 Sundry supplies.....		300			
02 Total supplies and materials.....		400			
Travel expenses:					
0615 Transportation.....		470			
0616 Subsistence.....		1,200			
06 Total travel expenses.....		1,670			
07 Transportation of things (service).....		1,000			
11 Rents.....		100			
30 Scientific equipment.....		300			
Total.....		3,670			

Estimates of appropriations required for the service of the fiscal year ending June 30, 1927—Continued

General object (title of appropriation), date of acts, references to Statutes at Large, or to Revised Statutes, and estimated amount required for each detailed object					Total amount to be appropriated under each head of appropriation	Amount appropriated for the fiscal year ending June 30, 1926
Salaries, Nautical Almanac Office— For personal services in the District of Columbia, in accordance with the classification act of 1923 (<i>act Feb. 11, 1925, vol. 43, p. 869</i>)-----					\$28, 460. 00	
		Estimated expenditures, 1927 appropriation	Estimated expenditures, 1926 appropriation	Expended and obligated, 1925		
Departmental service:						
Salaries—						
Professional and scientific service—						
Grade 4, \$3,800 to \$5,000; average, \$4,400—		<i>Average—</i>	<i>Average—</i>	<i>Average—</i>		
Scientist-----	No. 1	Salary \$3,800	No. 1	Salary \$3,800	No. 1	Salary \$3,800
Grade 3, \$3,000 to \$3,600; average, \$3,300—						
Associate scientists-----	3	3,000	3	3,000	2½	3,000
Grade 2, \$2,400 to \$3,000; average, \$2,700—						
Assistant scientists-----	3	2,400	3	2,400	3	2,400
Grade 1, \$1,860 to \$2,400; average, \$2,111.42—						
Junior scientists-----	4	1,860	4	1,860	4	1,860
Custodial service—						
Grade 3, \$1,020 to \$1,260; average, \$1,140—						
Messenger-----	1	1,020	1	1,020	1	1,020
01 Total average number of employees-----	12		12		11½	
Total salaries, departmental service-----		28, 460		28, 460		27, 985
For pay of computers on piecework in preparing for publication the American Ephemeris and Nautical Almanac and in improving the tables of the planets, moon, and stars (<i>act Feb. 11, 1925, vol. 43, p. 869</i>)-----					2, 500. 00	
		Estimated expenditures, 1927 appropriation	Estimated expenditures, 1926 appropriation	Expended and obligated, 1925	\$30, 960. 00	\$30, 960. 00
Departmental service:						
Salaries—						
Professional and scientific service—						
Grade 2, \$2,400 to \$3,000; average, \$2,700—		<i>Average—</i>	<i>Average—</i>	<i>Average—</i>		
Assistant scientists-----	No. 4	Salary (\$)	No. 4	Salary (\$)	No. 4	Salary (\$)
01 Total average number of employees-----	4		4		4	
Total salaries, departmental service-----		\$2, 500		\$2, 500		\$2, 496
¹ Piecework.						
Total, Bureau of Navigation-----					11, 837, 720. 00	11, 859, 810. 00
BUREAU OF ENGINEERING						
Engineering—						
For repairs, preservation, and renewal of machinery, auxiliary machinery, and boilers of naval vessels, yard craft, and ships' boats, distilling and refrigerating apparatus; repairs, preservation, and renewals of electric interior and exterior signal communications and all electrical appliances of whatsoever nature on board naval vessels, except range finders, battle order and range transmitters and indicators, and motors and their controlling apparatus used to operate machinery belonging to other bureaus; searchlights and fire-control equipments for antiaircraft defense at shore stations; maintenance and operation of coast signal service; equipage, supplies, and materials under the cognizance of the bureau required for the maintenance and operation of naval vessels, yard craft, and ships' boats; care, custody, and operation of the naval petroleum reserves; purchase, installation, repair, and preservation of machinery, tools, and appliances in navy yards and stations, pay of classified field force under the bureau; incidental expenses for naval vessels, navy yards, and stations, inspectors' offices, the engineering experiment station, such as photographing, technical books and periodicals, stationery, and instruments; services, instruments and apparatus, supplies, and technical books and periodicals necessary to carry on experimental and research work; in all, \$19,500,000 [of which \$1,100,000 shall be available immediately]: <i>Provided</i> , That the sum to be paid out of this appropriation, under the direction of the Secretary of the Navy, for clerical, drafting, inspection, and messenger service in navy yards, naval stations, and offices of United States inspectors of machinery and engineering material for the fiscal year ending June 30, [1926] 1927, shall not exceed [\$1,475,000] \$1,575,000 (<i>act Feb. 11, 1925, vol. 43, p. 869</i>)-----						
					19, 500, 000. 00	19, 500, 000. 00

66010—25†—48

Estimates of appropriations required for the service of the fiscal year ending June 30, 1927—Continued

General object (title of appropriation), date of acts, references to Statutes at Large, or to Revised Statutes, and estimated amount required for each detailed object	Total amount to be appropriated under each head of appropriation	Amount appropriated for the fiscal year ending June 30, 1926
--	--	--

Engineering—Continued.

	Estimated expenditures, 1927 appropriation	Estimated expenditures, 1926 appropriation	Expended and obligated, 1925
01 Personal services (not included in objects below) ---	\$447,000	\$458,000	\$470,344
Repairs and alterations:			
1291 Repairs to vessels	9,368,293	8,372,000	6,090,618
1292 Changes and alterations to vessels	1,710,072	2,585,000	3,208,802
1293 Repairs to ships' equipage	574,993	425,000	426,046
12 Total repairs and alterations	11,653,358	11,382,000	9,725,466
14 Maintenance and operation of shore stations	2,581,154	2,559,000	2,596,694
15 Maintenance and operation of the fleet	2,568,940	2,568,000	2,507,946
16 Miscellaneous operating charges	757,000	759,000	759,228
	5,907,094	5,886,000	5,863,868
War equipment:			
30301 Purchase and construction of vessels	125,000	125,000	113,416
30302 Equipage of naval vessels	1,484,748	1,460,000	1,456,672
30 Total war equipment	1,609,748	1,585,000	1,569,988
32 Additions and improvements to shore stations	239,800	536,000	450,186
34 Reserve stores on hand	Cr. 357,000	Cr. 357,000	Cr. 538,552
Total	19,500,000	19,500,000	17,541,300

Engineering Experimental Station, Annapolis, Md.—

Engineering Experiment Station, United States Naval Academy, Annapolis, Maryland: For original investigation and extended experimentation of naval appliances, testing implements and apparatus; purchase and installation of such machines and auxiliaries considered applicable for test and use in the naval service, and for maintenance and equipment of buildings and grounds (*act Feb. 11, 1925, vol. 43, p. 870*)

\$175,000.00

\$175,000.00

	Estimated expenditures, 1927 appropriation	Estimated expenditures, 1926 appropriation	Expended and obligated, 1925
14 Maintenance and operation of shore stations	\$17,500	\$17,500	\$19,726
16 Miscellaneous operating charges	157,500	157,500	146,368
32 Additions and improvements to shore stations			6,793
Total	175,000	175,000	172,887

Salaries, Bureau of Engineering—

Salaries, Navy Department: For personal services in the District of Columbia in accordance with the classification act of 1923 (*act Feb. 11, 1925, vol. 43, p. 870*)

276,000.00

286,000.00

	Estimated expenditures, 1927 appropriation	Estimated expenditures, 1926 appropriation	Expended and obligated, 1925
Departmental service:			
Salaries—			
Clerical, administrative, and fiscal service—			
Grade 9, \$3,000 to \$3,600; average, \$3,300—	Average—	Average—	Average—
Senior administrative assistants	No. 2 Salary \$3,300	No. 2 Salary \$3,300	No. 2 Salary \$3,062
Grade 7, \$2,400 to \$3,000; average, \$2,700—			
Junior administrative assistants	1 2,500	1 2,500	2 2,659
Grade 6, \$2,100 to \$2,700; average, \$2,400—			
Principal clerks	2 2,400	2 2,400	2 2,400
Grade 5, \$1,860 to \$2,400; average, \$2,111.42—			
Senior clerks	5 1,984	5 1,984	3 1,944
Senior clerk-stenographers	2 2,100	2 2,100	2 2,100
Grade 4, \$1,680 to \$2,040; average, \$1,860—			
Clerks	3 1,860	3 1,860	4 1,832
Principal stenographer	1 1,860	1 1,860	1 1,860
Clerk-stenographers	2 1,860	2 1,860	2 1,860
Photographer	1 1,920	1 1,920	1 1,920
Grade 3, \$1,500 to \$1,860; average, \$1,680—			
Assistant clerks	2 1,770	2 1,770	2 1,770
Senior stenographers	11 1,587	13 1,592	11 1,563
Assistant clerk-stenographers	12 1,615	12 1,615	12 1,588
Grade 2, \$1,320 to \$1,680; average, \$1,500—			
Junior clerks	6 1,510	7 1,509	6 1,470
Junior clerk-typists	5 1,512	5 1,512	4 1,473
Junior stenographers	2 1,440	2 1,440	4 1,424
Junior clerk-stenographers	4 1,440	4 1,440	5 1,393
Junior operator, office devices	1 1,680	1 1,680	1 1,680

Estimates of appropriations required for the service of the fiscal year ending June 30, 1927—Continued

General object (title of appropriation), date of acts, references to Statutes at Large, or to Revised Statutes, and estimated amount required for each detailed object					Total amount to be appropriated under each head of appropriation	Amount appropriated for the fiscal year ending June 30, 1926
Salaries, Bureau of Engineering—Continued.						
		Estimated expenditures, 1927 appropriation	Estimated expenditures, 1926 appropriation	Expended and obligated, 1925		
Departmental service—Continued.						
Salaries—Continued.						
Clerical, administrative, and fiscal service—Contd.						
Grade 1, \$1,140 to \$1,500; average, \$1,320—						
Underclerks	Average— No. 3	Salary \$1,300	Average— No. 3	Salary \$1,300	Average— No. 5½	Salary \$1,268
Underclerk-typist					5½	1,440
Underoperators, office devices	5	1,500	5	1,500	5	1,500
Professional and scientific service—						
Grade 5, \$5,200 to \$6,000; average, \$5,600—						
Senior engineers	4	5,200	4	5,200	1½	5,200
Grade 4, \$3,800 to \$5,000; average, \$4,400—						
Engineers	5	3,840	5	3,840	7½	3,956
Grade 3, \$3,000 to \$3,600; average, \$3,300—						
Associate engineers	16	3,163	16	3,163	13½	3,124
Grade 2, \$2,400 to \$3,000; average, \$2,700—						
Assistant engineers	9	2,722	9	2,722	9	2,722
Grade 1, \$1,860 to \$2,400; average, \$2,111.42—						
Junior engineers	2	2,200	2	2,200	2	2,200
Subprofessional service—						
Grade 8, \$2,400 to \$3,000; average, \$2,700—						
Chief engineering draftsmen	5	2,740	5	2,740	5	2,740
Chief engineering aid	1	2,500	1	2,500	1	2,500
Grade 6, \$1,860 to \$2,400; average, \$2,111.42—						
Senior engineering draftsmen	3	2,070	4	2,085	4	2,085
Grade 3, \$1,320 to \$1,680; average, \$1,500—						
Junior engineering draftsmen	2	1,440	2	1,440	1½	1,440
Custodial service—						
Grade 3, \$1,020 to \$1,260; average, \$1,140—						
Messengers	11	1,035	13	1,038	12½	1,025
Total average number of employees	128		134		136½	
Total salaries, departmental service		276,000		284,980		281,208
The difference between 1927 and 1926 is due to decrease in force, \$10,000.						
Total, Bureau of Engineering					\$19,951,000.00	\$19,961,000.00
BUREAU OF CONSTRUCTION AND REPAIR						
Construction and Repair, Bureau of Construction and Repair—						
Construction and repair of vessels: For preservation and completion of vessels on the stocks and in ordinary; purchase of materials and stores of all kinds; steam steerers, steam capstans, steam windlasses, and all other auxiliaries; labor in navy yards and on foreign stations; purchase of machinery and tools for use in shops; carrying on work of experimental model tank and wind tunnel; designing naval vessels; construction and repair of yard craft, lighters, and barges; wear, tear, and repair of vessels afloat; general care and protection of the Navy in the line of construction and repair; incidental expenses for vessels and navy yards, inspectors' offices, such as photographing, books, professional magazines, plans, stationery, and instruments for drafting room, and for pay of classified field force under the bureau; for hemp, wire, iron, and other materials for the manufacture of cordage, anchors, cables, galleys, and chains; specifications for purchase thereof shall be so prepared as shall give fair and free competition; canvas for the manufacture of sails, awnings, hammocks, and other work; interior appliances and tools for manufacturing purposes in navy yards and naval stations; and for the purchase of all other articles of equipment at home and abroad; and for the payment of labor in equipping vessels therewith and manufacture of such articles in the several navy yards; naval signals and apparatus, other than electric, namely, signals, lights, lanterns, running lights, and lamps and their appendages for general use on board ship for illuminating purposes; and oil and candles used in connection therewith; bunting and other materials for making and repairing flags of all kinds; for all permanent galley fittings and equipment; rugs, carpets, curtains, and hangings on board naval vessels, [\$17,000,000] \$17,100,000: <i>Provided</i> , That the sum to be paid out of this appropriation, under the direction of the Secretary of the Navy, for clerical, drafting, inspection, watchmen (ship keepers), and messenger service in navy yards, naval stations, and offices of superintending naval constructors for the fiscal year ending June 30, [1926] 1927, shall not exceed [\$1,700,000] \$1,800,000 (<i>act Feb. 11, 1925, vol. 43, p. 870</i>)					17,100,000.00	17,000,000.00

Estimates of appropriations required for the service of the fiscal year ending June 30, 1927—Continued

General object (title of appropriation), date of acts, references to Statutes at Large, or to Revised Statutes, and estimated amount required for each detailed object	Total amount to be appropriated under each head of appropriation	Amount appropriated for the fiscal year ending June 30, 1926
--	--	--

Construction and Repair, Bureau of Construction and Repair—Continued.

	Estimated expenditures, 1927 appropriation	Estimated expenditures, 1926 appropriation	Expended and obligated, 1925
01 Personal services (not included in objects named below).....	\$300,000	\$280,000	\$265,000
Repairs and alterations:			
1291 Repairs to vessels.....	4,925,000	4,870,000	4,400,000
1292 Changes and alterations to vessels.....	2,805,000	2,800,000	1,800,000
1293 Repairs to ships' equipage.....	600,000	600,000	600,000
12 Total repairs and alterations.....	8,330,000	8,270,000	6,800,000
Maintenance and operation of shore stations:			
Shore stations proper.....	2,000,000	2,000,000	1,900,000
Vessels out of commission.....	800,000	800,000	800,000
14 Total maintenance and operation of shore stations.....	2,800,000	2,800,000	2,700,000
15 Maintenance and operation of fleet.....	2,370,000	2,300,000	2,310,000
16 Miscellaneous operating charges.....	750,000	750,000	980,000
War equipment:			
30301 Purchase and construction of vessels.....	250,000	200,000	175,000
30302 Equipment of naval vessels.....	2,100,000	2,100,000	2,025,000
30 Total war equipment.....	2,350,000	2,300,000	3,200,000
32 Additions and improvements to shore stations.....	200,000	200,000	175,000
34 Reserve stores on hand.....		100,000	170,000
Total.....	17,100,000	17,000,000	15,600,000

Salaries, Bureau of Construction and Repair—

Salaries, Navy Department: For personal services in the District of Columbia in accordance with the classification act of 1923 (*act Feb. 11, 1925, vol. 43, p. 871*).....

\$330,000.00

\$315,000.00

	Estimated expenditures, 1927 appropriation	Estimated expenditures, 1926 appropriation	Expended and obligated, 1925
Departmental service:			
Salaries—			
Clerical, administrative, and fiscal service—			
Grade 9, \$3,000 to \$3,600; average, \$3,300—			
Senior administrative assistant (chief clerk).....	1 3,300	1 3,300	1 3,050
Grade 6, \$2,100 to \$2,700; average, \$2,400—			
Chief stenographer (chief of section).....	1 2,500	1 2,500	1 2,500
Principal clerks.....	2 2,350	2 2,350	1 2,381
Grade 5, \$1,860 to \$2,400; average, \$2,111.42—			
Senior clerks.....	4 2,100	5 2,092	5 2,107
Head stenographer.....	1 2,100	1 2,100	1 2,000
Grade 4, \$1,680 to \$2,040; average, \$1,860—			
Principal stenographers.....	3 1,855	3 1,855	2 1,840
Clerks.....	8 1,840	7 1,870	7 1,852
Grade 3, \$1,500 to \$1,860; average, \$1,680—			
Senior stenographers.....	10 1,656	10 1,656	10 1,630
Assistant clerks.....	7 1,660	7 1,690	6 1,671
Assistant clerk-stenographer.....	1 1,680	1 1,680	1 1,760
Assistant photographer.....	1 1,800	1 1,800	1 1,800
Grade 2, \$1,320 to \$1,680; average, \$1,500—			
Junior clerks.....	9 1,480	9 1,490	9 1,463
Senior typists.....	2 1,560	2 1,560	2 1,500
Junior stenographer.....			1 1,462
Junior clerk-typist.....	1 1,440	1 1,440	1 1,440
Grade 1, \$1,140 to \$1,500; average, \$1,320—			
Underclerks.....	6 1,280	8 1,275	8 1,249
Junior typists.....	4 1,395	4 1,395	4 1,366
Underclerk-typists.....	4 1,240	5 1,240	4 1,215
Under operator.....	1 1,500	1 1,500	1 1,500
Professional and scientific service—			
Grade 5, \$5,200 to \$6,000; average, \$5,600—			
Senior engineers.....	2 5,200	2 5,200	2 5,200
Grade 4, \$3,800 to \$5,000; average, \$4,400—			
Engineers.....	13 4,000	12 4,000	12 3,889
Grade 3, \$3,000 to \$3,600; average, \$3,300—			
Associate engineers.....	17 3,200	16 3,200	15 3,176
Associate attorney.....	1 3,000	1 3,000	1 2,800
Grade 2, \$2,400 to \$3,000; average, \$2,700—			
Assistant scientist.....	1 2,800	1 2,800	1 2,800
Assistant engineers.....	18 2,620	14 2,630	13 2,550
Assistant attorney.....			1 2,700
Grade 1, \$1,860 to \$2,400; average, \$2,111.42—			
Junior engineers.....	5 1,900	4 1,900	1 2,200
Subprofessional service—			
Grade 8, \$2,400 to \$3,000; average, \$2,700—			
Chief engineering aids.....	9 2,660	9 2,660	9 2,656
Grade 7, \$2,100 to \$2,700; average, \$2,400—			
Principal engineering aid.....	1 2,100	1 2,100	1 2,100

Estimates of appropriations required for the service of the fiscal year ending June 30, 1927—Continued

General object (title of appropriation), date of acts, references to Statutes at Large, or to Revised Statutes, and estimated amount required for each detailed object				Total amount to be appropriated under each head of appropriation	Amount appropriated for the fiscal year ending June 30, 1926
Salaries, Bureau of Construction and Repair—Continued.					
	Estimated expenditures, 1927 appropriation	Estimated expenditures, 1926 appropriation	Expended and obligated, 1925		
Departmental service—Continued.					
Salaries—Continued.					
Subprofessional service—Continued.					
Grade 6, \$1,860 to \$2,400; average, \$2,111.42—	Average—	Average—	Average—		
Senior engineering aids.....	No. 3 Salary \$1,920	No. 3 Salary \$1,920	No. 3 1/2 Salary \$1,920		
Custodial service—					
Grade 3, \$1,020 to \$1,260; average, \$1,140—					
Messengers.....	8 1,050	8 1,050	7 1/2 1,026		
Grade 2, \$900 to \$1,140; average, \$1,020—					
Junior laborer.....			1 1/2 960		
Total average number of employees.....	144	140	139 1/2		
01 Total salaries, departmental service.....	330,000	315,000	309,162		
The difference between 1927 and 1926 is due to increase in force.....	\$15,000				
Total, Bureau of Construction and Repair.....				\$17,430,000.00	\$17,315,000.00

BUREAU OF ORDNANCE

Ordnance and Ordnance Stores, Bureau of Ordnance—

Ordnance and ordnance stores: For procuring, producing, preserving, and handling ordnance material; for the armament of ships; for fuel, material, and labor to be used in the general work under the cognizance of the Bureau of Ordnance; for furniture at naval ammunition depots, torpedo stations, naval ordnance plants, and proving grounds; for technical books; plant appliances as now defined by the "Navy classification of accounts"; for machinery and machine tools; for maintenance of proving grounds, powder factory, torpedo stations, gun factory, ammunition depots, and naval ordnance plants, and for target practice; not to exceed \$10,000 for minor improvements to buildings, grounds, and appurtenances, and at a cost not to exceed \$750 for any single project; for the maintenance, repair, and operation of horse-drawn and motor-propelled freight and passenger carrying vehicles, to be used only for official purposes at naval ammunition depots, naval proving grounds, naval ordnance plants, and naval torpedo stations; for the pay of chemists, clerical, drafting, inspection, and messenger service in navy yards, naval stations, naval ordnance plants, and naval ammunition depots, and for care and operation of schools during the fiscal year [1926] 1927 at ordnance stations at Indianhead, Maryland, Dahlgren, Virginia, and South Charleston, West Virginia, [\$10,375,250] \$10,625,000: *Provided*, That the sum to be paid out of this appropriation under the direction of the Secretary of the Navy for chemists, clerical, drafting, inspection, watchmen, and messenger service in navy yards, naval stations, naval ordnance plants, and naval ammunition depots for the fiscal year ending June 30, [1926] 1927, shall not exceed \$900,000 (*act Feb. 11, 1925, vol. 43, p. 871*).....\$10,625,000.00

For purchase and manufacture of smokeless powder (*same act*).....772,000.00

11,397,000.00 11,147,250.00

	Estimated expenditures, 1927 appropriation	Estimated expenditures, 1926 appropriation	Expended and obligated, 1925
Repairs and alterations:			
1291 Repairs to vessels.....	\$50,000	\$55,000	\$54,358
1292 Changes and alterations to vessels.....	160,000	160,000	154,990
1293 Repairs to ships' equipage.....	450,000	450,000	421,213
12 Total repairs and alterations.....	660,000	665,000	630,561
14 Maintenance and operation of shore stations.....	3,740,000	3,742,600	3,881,394
15 Maintenance and operation of fleet.....	200,000	200,000	192,661
16 Miscellaneous operating charges.....	2,451,850	2,493,050	2,410,924
War equipment:			
30301 Purchase and construction of vessels.....			905
30302 Equipage of naval vessels.....	10,000	10,000	8,123
30 Total war equipment.....	10,000	10,000	9,028
32 Additions and betterments to shore stations.....			22,203
34 Reserve stores on hand (equipage, ammunition, etc., for issue to ships).....	4,335,150	4,036,600	2,608,275
Total.....	11,397,000	11,147,250	9,764,046

Estimates of appropriations required for the service of the fiscal year ending June 30, 1927—Continued

General object (title of appropriation), date of acts, references to Statutes at Large, or to Revised Statutes, and estimated amount required for each detailed object	Total amount to be appropriated under each head of appropriation	Amount appropriated for the fiscal year ending June 30, 1926
--	--	--

Ordnance and Ordnance Stores, Bureau of Ordnance—Continued.

Summary of passenger-carrying vehicles at stations under cognizance of the Bureau of Ordnance

Station	Purpose	User	Number	Kind
Naval ammunition depot, Hingham, Mass.	Communication with town of Hingham (1¼ miles away).	Inspector of ordnance in charge.	1	Automobile.
Naval ammunition depot, Iona Island, N. Y.	Communication with near-by villages.	Not used.....	1	Do.
Naval ammunition depot, Lake Denmark, N. J.	Communication with Dover (7 miles).	Officer personnel.....	1	Do.
Do.....do.....do.....	1	Buggy.
Do.....do.....do.....	1	Runsabout.
Do.....do.....do.....	1	2-seated wagon.
Do.....do.....do.....	1	Cutter.
Do.....do.....do.....	1	Set of light bob-sleighs.
Naval ammunition depot, Fort Mifflin, Pa.	Official business.....	Passengers on official business to and from car line.	1	Surrey.
Naval ammunition depot, Mare Island, Calif.	Mail trips and other official business.	Inspector of ordnance in charge and mail orderly.	1	Motor cycle with side car.
Naval torpedo station, Newport, R. I.	Making official calls and conducting official business.	Inspector of ordnance in charge and assistants.	1	Automobile.
Naval torpedo station, Keyport, Wash.	Official business; communication with navy yard, Puget Sound, Wash.	Inspector of ordnance in charge.	1	Do.
Navy mine depot, Yorktown, Va.	Inspection and official business.	Inspector of ordnance in charge and other officers.	5	Do.
Naval ordnance plant, South Charleston, W. Va.	Official business.....	Inspector of ordnance in charge.	1	Do.
Naval powder factory, Indianhead, Md.do.....	Inspector of ordnance in charge, assistants, and official parties.	3	Automobiles (1 held in reserve).
Do.....do.....	Executive officer, powder factory.	1	Motor cycle.
Naval proving ground, Dahlgren, Va.do.....	Inspector of ordnance in charge and assistants.	3	Automobiles.
Do.....do.....	Aviation detachment.....	2	Motor cycles.

Total estimate for maintenance, repair, and operation, \$3,152.

Torpedoes and Appliances, Bureau of Ordnance—

For the purchase and manufacture of torpedoes and appliances, to be available until expended (*act Feb. 11, 1925, vol. 43, p. 871*).....

\$500,000.00

\$500,000.00

	Estimated expenditures, 1927 appropriation	Estimated expenditures, 1926 appropriation	Expended and obligated, 1925
16 Miscellaneous operating charges.....	\$160,000	\$212,000	\$238,000
34 Reserve stores on hand (equipment for issue to ships).....	340,000	288,000	552,000
Total.....	500,000	500,000	850,000

Experiments, Bureau of Ordnance—

Experiments, Bureau of Ordnance: For experimental work in the development of armor-piercing and other projectiles, fuses, powders, and high explosives, in connection with problems of the attack of armor with direct and inclined fire at various ranges, including the purchase of armor, powder, projectiles, and fuses for the above purposes and of all necessary material and labor in connection therewith; and for other experimental work under the cognizance of the Bureau of Ordnance, in connection with the development of ordnance material for the Navy (*act Feb. 11, 1925, vol. 43, p. 871*).....

190,000.00

190,000.00

	Estimated expenditures, 1927 appropriation	Estimated expenditures, 1926 appropriation	Expended and obligated, 1925
14 Maintenance and operation of shore stations.....	\$24,000	\$24,000	\$24,183
16 Miscellaneous operating charges.....	160,000	160,000	154,396
34 Reserve stores on hand (material for use in experiments, etc.).....	6,000	6,000	13,541
Total.....	190,000	190,000	192,120

Estimates of appropriations required for the service of the fiscal year ending June 30, 1927—Continued

General object (title of appropriation), date of acts, references to Statutes at Large, or to Revised Statutes, and estimated amount required for each detailed object				Total amount to be appropriated under each head of appropriation	Amount appropriated for the fiscal year ending June 30, 1926	
Salaries, Bureau of Ordnance— Salaries, Navy Department: For personal services in the District of Columbia, in accordance with the classification act of 1923 (<i>act Feb. 11, 1925, vol. 43, p. 871</i>).....				\$142,500.00	\$145,000.00	
		Estimated expenditures, 1927 appropriation	Estimated expenditures, 1926 appropriation	Expended and obligated, 1925		
Departmental service:						
Salaries—						
Clerical, administrative, and fiscal service—						
Grade 9, \$3,000 to \$3,600; average, \$3,300—						
Senior administrative assistants (chief clerk, chief of division).....	No. 2	Average—Salary \$3,300	No. 2	Average—Salary \$3,300	No. 2	Average—Salary \$3,300
Grade 6, \$2,100 to \$2,700; average, \$2,400—						
Principal clerks.....	2	2,500	2	2,500	2	2,500
Grade 5, \$1,860 to \$2,400; average, \$2,111.42—						
Senior clerks.....	5	2,140	5	2,140	5	2,140
Senior clerk-stenographer.....	1	1,920	1	1,920	1	1,880
Grade 4, \$1,680 to \$2,040; average, \$1,860—						
Clerks.....	1	2,040	1	2,040	1½	2,040
Clerk-stenographers.....	3	1,860	3	1,860	3½	1,860
Grade 3, \$1,500 to \$1,860; average, \$1,680—						
Assistant clerks.....	7	1,697	7	1,697	7	1,697
Assistant clerk-stenographers.....	9	1,600	9	1,600	9	1,596
Grade 2, \$1,320 to \$1,680; average, \$1,500—						
Junior stenographers.....	3	1,520	3	1,520	3½	1,530
Junior operator, office devices.....	1	1,500	1	1,500	1	1,455
Grade 1, \$1,140 to \$1,500; average, \$1,320—						
Underclerks.....	7	1,320	7	1,320	6½	1,294
Professional and scientific service—						
Grade 5, \$5,200 to \$6,000; average, \$5,600—						
Senior engineers (chief draftsmen).....	3	5,267	3	5,267	3	5,222
Grade 4, \$3,800 to \$5,000; average, \$4,400—						
Engineers (assistant chief draftsmen).....	4	3,950	4	3,950	4	3,833
Grade 3, \$3,000 to \$3,600; average, \$3,300—						
Associate engineers.....	5	3,100	5	3,100	5½	3,000
Grade 2, \$2,400 to \$3,000; average, \$2,700—						
Assistant engineers.....	3	2,633	3	2,633	3	2,567
Grade 1, \$1,860 to \$2,400; average, \$2,111.42—						
Junior engineer.....	1	1,860	1	1,860	½	1,860
Subprofessional service—						
Grade 8, \$2,400 to \$3,000; average, \$2,700—						
Chief engineering draftsmen.....	2	2,600	2	2,600	2	2,500
Custodial service—						
Grade 3, \$1,020 to \$1,260; average, \$1,140—						
Messengers.....	5	1,020	5	1,020	5	1,020
Grade 2, \$900 to \$1,140; average, \$1,020—						
Assistant messengers.....	2	960	2	960	2	960
Total average number of employees.....	66		66		66½	
Total salaries, departmental service.....		142,500		142,500		140,975
Total, Bureau of Ordnance				12,229,500.00	11,982,250.00	
BUREAU OF SUPPLIES AND ACCOUNTS						
Pay of the Navy—						
Pay of the Navy: For pay and allowances prescribed by law of officers on sea duty and other duty, and officers on waiting orders—pay [\$25,796,006] \$26,818,377; rental allowance [\$5,339,920] \$5,463,032; subsistence allowance [\$3,316,720] \$3,422,573; in all [\$34,452,646] \$35,703,982; officers on the retired list, [\$4,145,766] \$4,314,900; for hire of quarters for officers serving with troops where there are no public quarters belonging to the Government, and where there are not sufficient quarters possessed by the United States to accommodate them, and hire of quarters for officers and enlisted men on sea duty at such times as they may be deprived of their quarters on board ship due to repairs or other conditions which may render them uninhabitable, \$1,000; pay of enlisted men on the retired list, [\$1,433,012] \$1,465,326; extra pay to men reenlisting after being honorably discharged, [\$1,459,775] \$2,474,100; interest on deposits by men, [\$7,500] \$4,500; pay of petty officers, seamen, landsmen, and apprentice seamen, including men in the engineer's force and men detailed for duty with the Fish Commission, enlisted men, men in trade schools, pay of enlisted men of the Hospital Corps, extra pay to men for diving and cash prizes for men for excellence in gunnery, target practice, and engineering competitions, [\$66,588,000] \$66,636,727; pay of enlisted men undergoing sentence of court-martial, [\$198,000] \$231,000; and as many machinists as the President may from time to time deem necessary to appoint; and apprentice seamen under training at training stations and on board training ships, at the pay prescribed by law, \$1,512,000; pay and allowances of the Nurse Corps, including assistant superintendents, directors, and assistant directors—pay [\$718,000] \$737,500; rental allowance \$24,000; subsistence allowance \$20,805, in all [\$762,805] \$782,305; rent of quarters for members of the Nurse Corps [\$2,000; retainer pay and active-service pay and allowances of members of the Naval Reserve Force class 1 (Fleet Naval Reserve), \$6,277,496; pay and						

Estimates of appropriations required for the service of the fiscal year ending June 30, 1927—Continued

General object (title of appropriation), date of acts, references to Statutes at Large, or to Revised Statutes, and estimated amount required for each detailed object				Total amount to be appropriated under each head of appropriation	Amount appropriated for the fiscal year ending June 30, 1926
Pay of the Navy—Continued. <i>allowances of Fleet Naval Reservists of the classes defined in sections 22, 23, 24, and 26 of the act of February 28, 1925, \$6,694,160; reimbursement for losses of property under act of October 6, 1917, [\$10,000] \$5,000; payment of six months' death gratuity, [\$150,000] \$125,000; in all, [\$117,000,000] \$120,000,000; and the money herein specifically appropriated for "Pay of the Navy," shall be disbursed and accounted for in accordance with existing law as "Pay of the Navy," and for that purpose shall constitute one fund: <i>Provided</i>, That additional commissioned, warranted, appointed, enlisted, and civilian personnel of the medical department of the Navy, required for the care of patients of the United States Veterans' Bureau in naval hospitals, may be employed in addition to the numbers appropriated for in this act: <i>Provided further</i>, That no part of this appropriation shall be available for the pay of any midshipmen whose admission subsequent to December 13, 1924, would result in exceeding at any time an allowance of three midshipmen for each Senator, Representative, and Delegate in Congress; of one midshipman for Porto Rico, a native of the island, appointed on nomination of the governor, and of two midshipmen from Porto Rico, appointed on nomination of the Resident Commissioner; and of two midshipmen for the District of Columbia: <i>Provided further</i>, That nothing herein shall be construed to repeal or modify in any way existing laws relative to the appointment of midshipmen at large or from the enlisted personnel of the naval service: <i>And provided further</i>, That in computing for any purpose the length of service of any officer of the Navy, of the Marine Corps, of the Coast Guard, of the Coast and Geodetic Survey, or of the Public Health Service, who was appointed to the United States Naval Academy or to the United States Military Academy after March 4, 1913, the time spent at either academy shall not be counted (<i>act Feb. 11, 1925, vol. 43, p. 871</i>)</i>				\$120, 000, 000. 00	\$117, 000, 000. 00
	Estimated expenditures, 1927 appropriation	Estimated expenditures, 1926 appropriation	Expended and obligated, 1925		
14 Maintenance and operation of shore stations.....	\$23, 400, 000	\$22, 421, 222	\$22, 398, 943		
15 Maintenance and operation of the fleet.....	75, 819, 774	74, 000, 000	74, 232, 266		
16 Miscellaneous operating charges.....	15, 000, 000	15, 000, 000	14, 840, 328		
21 Retirement pay.....	5, 780, 226	5, 578, 778	5, 358, 781		
Total.....	120, 000, 000	117, 000, 000	116, 830, 318		
Provisions, Navy, Bureau of Supplies and Accounts— Provisions, Navy: For provisions and commuted rations for enlisted men of the Navy, which commuted rations may be paid to caterers of messes in case of death or desertion upon orders of the commanding officers, at 50 cents per diem, and midshipmen at 80 cents per diem, and commuted rations stopped on account of sick in hospital and credited at the rate of 75 cents per ration to the naval hospital fund; subsistence of men unavoidably detained or absent from vessels to which attached under orders (during which subsistence rations to be stopped on board ship and no credit for commutation therefor to be given); quarters and subsistence of men on detached duty; subsistence of members of the Naval Reserve [Force] during period of active service; expenses of handling provisions and for subsistence in kind at hospitals and on board ship in lieu of subsistence allowance of female nurses and Navy and Marine Corps general courts-martial prisoners undergoing imprisonment with sentences of dishonorable discharge from the service at the expiration of such confinement; in all, [\$19,800,000] \$19,300,000: <i>Provided</i> , That the Secretary of the Navy is authorized to commute rations for such general courts-martial prisoners in such amounts as seem to him proper, which may vary in accordance with the location of the naval prison, but which shall in no case exceed 30 cents per diem for each ration so commuted; and for the purchase of United States Army emergency rations as required (<i>act Feb. 11, 1925, vol. 43, p. 872</i>)				19, 300, 000. 00	19, 800, 000. 00
	Estimated expenditures, 1927 appropriation	Estimated expenditures, 1926 appropriation	Expended and obligated, 1925		
2 Subsistence and support of persons.....	\$1, 200, 000	\$1, 114, 375	\$1, 288, 749		
14 Maintenance and operation of shore stations.....	6, 639, 000	6, 677, 128	6, 050, 047		
15 Maintenance and operation of fleet.....	10, 936, 000	11, 483, 497	12, 100, 095		
16 Miscellaneous operating charge.....	525, 000	525, 000	500, 000		
Total.....	19, 300, 000	19, 800, 000	19, 938, 891		

¹ Includes \$10,348,891.04 expended from balance of appropriation "Provisions, Navy, 1924-25."

Estimates of appropriations required for the service of the fiscal year ending June 30, 1927—Continued

General object (title of appropriation), date of acts, references to Statutes at Large, or to Revised Statutes, and estimated amount required for each detailed object				Total amount to be appropriated under each head of appropriation	Amount appropriated for the fiscal year ending June 30, 1926																																				
Maintenance, Bureau of Supplies and Accounts— Maintenance: For fuel; the removal and transportation of ashes and garbage from ships of war; books, blanks, and stationery, including stationery for commanding and navigating officers of ships, chaplains on shore and afloat, and for the use of courts-martial on board ships; purchase, repair, and exchange of typewriters for ships; packing boxes and materials; interior fittings for general storehouses, pay offices, and accounting offices in navy yards; expenses of disbursing officers; coffee mills and repair thereto; expenses of naval clothing factory and machinery for the same; laboratory equipment; purchase of articles of equipage at home and abroad under the cognizance of the Bureau of Supplies and Accounts, and for the payment of labor in equipping vessels therewith, and the manufacture of such articles in the several navy yards; musical instruments and music; mess outfits; soap on board naval vessels; tolls, ferriage, yeomen's stores, safes, and other incidental expenses; all freight and express charges pertaining to the Navy Department and its bureaus; labor in general storehouses, paymasters' offices and accounting offices in navy yards and naval stations, including naval stations maintained in island possessions under the control of the United States, and expenses in handling stores purchased and manufactured under "the naval supply account fund"; in all, [\$9,800,000] \$9,500,000: <i>Provided</i> , That the sum to be paid out of this appropriation, under the direction of the Secretary of the Navy, for chemists and for clerical, inspection, and messenger service in the supply and accounting departments of the navy yards and naval stations and disbursing offices for the fiscal year ending June 30, [1926] 1927, shall not exceed \$2,850,000. (<i>act Feb. 11, 1925, vol. 43, p. 873</i>) The clothing and small-stores fund shall be charged with the value of all issues of clothing and small stores made to enlisted men and apprentice seamen required as outfits on first enlistment, not to exceed \$100 each, and for uniform gratuity to enrolled men of the Naval Reserve [Force] and for civilian clothing not to exceed \$15 per man to men given discharge for bad conduct, for undesirability, or inaptitude, the uniform gratuity paid to officers of the Naval Reserve [Force] , and the authorized issues of clothing and equipment to the members of the Naval Nurse Corps.				\$9,500,000.00	\$9,800,000.00																																				
<table><thead><tr><th></th><th>Estimated expenditures, 1927 appropriation</th><th>Estimated expenditures, 1926 appropriation</th><th>Expended and obligated, 1925</th></tr></thead><tbody><tr><td>07 Transportation of things.....</td><td>\$1,950,000</td><td>\$1,950,000</td><td>\$1,977,150</td></tr><tr><td>12 Repairs to ships equipage.....</td><td>20,000</td><td>20,000</td><td>19,400</td></tr><tr><td>14 Maintenance and operation of shore stations.....</td><td>6,670,000</td><td>6,975,000</td><td>6,793,420</td></tr><tr><td>15 Maintenance and operation of fleet.....</td><td>390,000</td><td>390,000</td><td>395,455</td></tr><tr><td>16 Miscellaneous operating charges.....</td><td>300,000</td><td>300,000</td><td>350,000</td></tr><tr><td>30 Equipage for naval vessels.....</td><td>170,000</td><td>165,000</td><td>210,120</td></tr><tr><td>32 Additions and improvements to shore stations.....</td><td></td><td></td><td>5,000</td></tr><tr><td>Total.....</td><td>9,500,000</td><td>9,800,000</td><td>9,750,545</td></tr></tbody></table>					Estimated expenditures, 1927 appropriation	Estimated expenditures, 1926 appropriation	Expended and obligated, 1925	07 Transportation of things.....	\$1,950,000	\$1,950,000	\$1,977,150	12 Repairs to ships equipage.....	20,000	20,000	19,400	14 Maintenance and operation of shore stations.....	6,670,000	6,975,000	6,793,420	15 Maintenance and operation of fleet.....	390,000	390,000	395,455	16 Miscellaneous operating charges.....	300,000	300,000	350,000	30 Equipage for naval vessels.....	170,000	165,000	210,120	32 Additions and improvements to shore stations.....			5,000	Total.....	9,500,000	9,800,000	9,750,545		
	Estimated expenditures, 1927 appropriation	Estimated expenditures, 1926 appropriation	Expended and obligated, 1925																																						
07 Transportation of things.....	\$1,950,000	\$1,950,000	\$1,977,150																																						
12 Repairs to ships equipage.....	20,000	20,000	19,400																																						
14 Maintenance and operation of shore stations.....	6,670,000	6,975,000	6,793,420																																						
15 Maintenance and operation of fleet.....	390,000	390,000	395,455																																						
16 Miscellaneous operating charges.....	300,000	300,000	350,000																																						
30 Equipage for naval vessels.....	170,000	165,000	210,120																																						
32 Additions and improvements to shore stations.....			5,000																																						
Total.....	9,500,000	9,800,000	9,750,545																																						
Fuel and Transportation, Bureau of Supplies and Accounts— Fuel and transportation: For coal and other fuel for steamers' and ships' use, including expenses of transportation, storage, and handling the same; maintenance and general operation of machinery of naval fuel depots and fuel plants; water for all purposes on board naval vessels, and ice for the cooling of water, including the expense of transportation and storage of both, [\$15,460,000] \$14,750,000: <i>Provided</i> , That fuel acquired other than by purchase shall not be issued without charging the applicable appropriation with the cost of such fuel at the rate current at the time of issue for fuel purchased: <i>Provided further</i> , That the President may direct the use, wholly or in part, of fuel on hand, however acquired, to be charged at the last issue rate for fuel acquired by purchase, when, in his judgment, prices quoted for supplying fuel are excessive (<i>act Feb. 11, 1925, vol. 43, p. 874</i>)				14,750,000.00	15,460,000.00																																				
<table><thead><tr><th></th><th>Estimated expenditures, 1927 appropriation</th><th>Estimated expenditures, 1926 appropriation</th><th>Expended and obligated, 1925</th></tr></thead><tbody><tr><td>14 Maintenance and operation of shore stations.....</td><td>\$822,000</td><td>\$827,170</td><td>\$809,533</td></tr><tr><td>15 Maintenance and operation of fleet.....</td><td>13,865,593</td><td>14,544,023</td><td>13,362,629</td></tr><tr><td>16 Miscellaneous operating charges.....</td><td>52,407</td><td>78,807</td><td>29,845</td></tr><tr><td>30 Equipage of vessels.....</td><td>10,000</td><td>10,000</td><td>10,000</td></tr><tr><td>Total.....</td><td>14,750,000</td><td>15,460,000</td><td>14,212,007</td></tr></tbody></table>					Estimated expenditures, 1927 appropriation	Estimated expenditures, 1926 appropriation	Expended and obligated, 1925	14 Maintenance and operation of shore stations.....	\$822,000	\$827,170	\$809,533	15 Maintenance and operation of fleet.....	13,865,593	14,544,023	13,362,629	16 Miscellaneous operating charges.....	52,407	78,807	29,845	30 Equipage of vessels.....	10,000	10,000	10,000	Total.....	14,750,000	15,460,000	14,212,007														
	Estimated expenditures, 1927 appropriation	Estimated expenditures, 1926 appropriation	Expended and obligated, 1925																																						
14 Maintenance and operation of shore stations.....	\$822,000	\$827,170	\$809,533																																						
15 Maintenance and operation of fleet.....	13,865,593	14,544,023	13,362,629																																						
16 Miscellaneous operating charges.....	52,407	78,807	29,845																																						
30 Equipage of vessels.....	10,000	10,000	10,000																																						
Total.....	14,750,000	15,460,000	14,212,007																																						

Estimates of appropriations required for the service of the fiscal year ending June 30, 1927—Continued

General object (title of appropriation), date of acts, references to Statutes at Large, or to Revised Statutes, and estimated amount required for each detailed object				Total amount to be appropriated under each head of appropriation		Amount appropriated for the fiscal year ending June 30, 1926	
Salaries, Bureau of Supplies and Accounts—							
Salaries, Navy Department: For personal services in the District of Columbia, in accordance with the classification act of 1923 (<i>act Feb. 11, 1925, vol. 43, p. 874</i>)				\$810,000.00		\$830,000.00	
	Estimated expenditures, 1927 appropriation		Estimated expenditures, 1926 appropriation		Expended and obligated, 1925		
	No.	Average—Salary	No.	Average—Salary	No.	Average—Salary	
Departmental service:							
Salaries—							
Clerical, administrative, and fiscal service—							
Grade 12, \$5,200 to \$6,000; average, \$5,600—							
Senior administrative officer (special assistant to Paymaster General of the Navy)	1	\$5,600	1	\$5,600	1	\$5,600	
Grade 11, \$3,800 to \$5,000; average, \$4,400—							
Assistant chief accountants and auditors	2	4,600	2	4,600	2	4,600	
Grade 9, \$3,000 to \$3,600; average, \$3,300—							
Administrative officers (civilian assistant; chief of division)	2	3,300	2	3,300	2	3,100	
Grade 8, \$2,700 to \$3,300; average, \$3,000—							
Administrative assistants (chiefs of division)	6	3,000	6	2,966	6	2,833	
Grade 7, \$2,400 to \$3,000; average, \$2,700—							
Junior administrative assistants (chiefs of division)	3	2,800	3	2,733	2 $\frac{1}{2}$	2,532	
Senior transportation rate and traffic auditors	3	2,600	3	2,533	3	2,533	
Grade 6, \$2,100 to \$2,700; average, \$2,400—							
Principal clerks (chiefs of section)	13	2,400	13	2,353	11 $\frac{1}{2}$	2,297	
Transportation rate and traffic auditors	3	2,400	3	2,366	3 $\frac{1}{2}$	2,380	
Grade 5, \$1,860 to \$2,400; average, \$2,111.42—							
Senior clerks	23	2,150	23	2,150	24 $\frac{1}{2}$	2,203	
Head stenographer	1	2,100	1	2,100	1	2,100	
Senior transportation rate and traffic clerks	7	2,080	7	2,080	7	2,080	
Grade 4, \$1,680 to \$2,040; average, \$1,860—							
Clerks	51	1,840	51	1,828	50	1,817	
Principal stenographers	2	1,860	2	1,860	2	1,860	
Transportation rate and traffic clerks	7	1,920	7	1,877	7	1,869	
Head operators, office devices	2	1,860	2	1,860	2	1,860	
Grade 3, \$1,500 to \$1,860; average, \$1,680—							
Assistant clerks	142	1,665	142	1,635	141 $\frac{1}{2}$	1,638	
Senior stenographers	6	1,680	6	1,680	5 $\frac{1}{2}$	1,742	
Assistant clerk-stenographers	13	1,680	13	1,685	12 $\frac{1}{2}$	1,685	
Junior transportation rate and traffic clerk	1	1,560	1	1,560	1	1,560	
Senior operators, office devices	2	1,710	2	1,710	2	1,682	
Grade 2, \$1,320 to \$1,680; average, \$1,500—							
Junior clerks	56	1,495	67	1,528	67	1,583	
Senior typists	5	1,440	5	1,392	4 $\frac{1}{2}$	1,425	
Junior stenographers	20	1,500	20	1,503	19 $\frac{1}{2}$	1,552	
Junior clerk-typists	25	1,500	25	1,483	29	1,499	
Junior clerk-stenographers	10	1,560	10	1,512	8 $\frac{1}{2}$	1,635	
Junior operators, office devices	1	1,440	1	1,440	2 $\frac{1}{2}$	1,418	
Grade 1, \$1,140 to \$1,500; average, \$1,320—							
Underclerks	26	1,320	27	1,371	26	1,374	
Junior typists	5	1,260	5	1,248	7	1,349	
Underclerk-typists	6	1,440	7	1,414	8 $\frac{1}{2}$	1,406	
Underoperators, office devices	10	1,266	10	1,266	8 $\frac{1}{2}$	1,277	
Custodial service—							
Grade 3, \$1,020 to \$1,260; average, \$1,140—							
Messengers	22	1,055	22	1,055	23 $\frac{1}{2}$	1,029	
Grade 1, \$600 to \$780; average, \$690—							
Junior messengers	2	660	2	630	1 $\frac{1}{2}$	600	
Total average number of employees	478		491		491 $\frac{1}{2}$		
Total salaries, departmental service		810,000		825,056		830,504	
The difference between 1927 and 1926 is due to—							
Decrease in force							\$19,593
Decrease in salaries							3,299
		22,892					
Increase in salaries							7,906
Net decrease							14,986

Trust fund:

Pay of the Navy, Deposit Fund—

That any enlisted man or appointed petty officer of the Navy may deposit his savings, in sums not less than \$5, with the paymaster upon whose books his account is borne; and he shall be furnished with a deposit book, in which the said paymaster shall note, over his signature, the amount, date, and place of such deposit. The money so deposited shall be accounted for in the same manner as other public funds, and shall pass to the credit of the appropriation for "Pay of the Navy," and shall not be subject to forfeiture by sentence of court-martial, but shall be forfeited by desertion, and shall not be permitted to be paid until final payment on discharge, or to the heirs or representatives of a deceased sailor, and that such deposit be exempt from liability for such sailor's debts: *Provided*, That the Government shall be liable for the amount deposited to the person so depositing the same.

SEC. 2. That for any sums not less than \$5 deposited for the period of 6 months or longer, the sailor, on his final discharge, shall be paid interest at the rate of 4 per cent per annum (*act Feb. 9, 1889, vol. 25, p. 657*)

60,000.00

100,000.00

Estimates of appropriations required for the service of the fiscal year ending June 30, 1927—Continued

General object (title of appropriation), date of acts, references to Statutes at Large, or to Revised Statutes, and estimated amount required for each detailed object				Total amount to be appropriated under each head of appropriation	Amount appropriated for the fiscal year ending June 30, 1926
<i>Pay of the Navy, Deposit Fund—Continued.</i>					
	Estimated expenditures, 1927 appropriation	Estimated expenditures, 1926 appropriation	Expended and obligated, 1925		
5220 Repayments of deposits of personal funds made by soldiers, sailors, marines.....	\$60,000	\$100,000	\$61,603		
<i>Ships' Stores Profits, Navy—</i> Profits on certain sales, to be expended for the recreation and amusement of the enlisted force of the Navy (<i>act May 13, 1908, vol. 35, p. 146, and decision of Comptroller of Treasury, Jan. 20, 1914, 20 Dec., 516</i>).....				\$320,000.00	\$320,000.00
	Estimated expenditures, 1927 appropriation	Estimated expenditures, 1926 appropriation	Expended and obligated, 1925		
16 Miscellaneous operating charges.....	\$320,000	\$320,000	\$322,591		
<i>Miscellaneous Indefinite Appropriations—</i> Indemnity to seamen and marines for lost clothing (<i>R. S., p. 727, sec. 3689</i>)..... Indemnity for lost property (<i>act Mar. 2, 1895, vol. 28, p. 962</i>).....				50.00	50.00
	Estimated expenditures, 1927 appropriation	Estimated expenditures, 1926 appropriation	Expended and obligated, 1925		
16 Miscellaneous operating charges.....	\$50	\$50			
Total, Bureau of Supplies and Accounts.....				164,740,050.00	163,310,050.00
BUREAU OF MEDICINE AND SURGERY					
<i>Medical Department—</i> For surgeon's necessities for vessels in commission, navy yards, naval stations, and Marine Corps; and for the civil establishment at the several naval hospitals, navy yards, naval medical supply depots, Naval Medical School and Dispensary, Washington, and Naval Academy [, \$1,730,000:];					
[Contingent. Bureau of Medicine and Surgery] for tolls and ferriages; purchase of books and stationery; hygienic and sanitary investigation and illustration; sanitary, hygienic, and special instruction, including the issuing of naval medical bulletins and supplements; purchase and repairs of nonpassenger-carrying wagons, automobile ambulances, and harness; purchase of and feed for horses and cows; maintenance, repair, and operation of three passenger-carrying motor vehicles for naval dispensary, Washington, District of Columbia, and of one motor-propelled vehicle for official use only for the medical officer on out-patient medical service at the Naval Academy; trees, plants, care of grounds, garden tools, and seeds; incidental articles for the Naval Medical School and naval dispensary, Washington, naval medical supply depots, sick quarters at Naval Academy and marine barracks; washing for medical department [and] at Naval Medical School and naval dispensary, Washington, naval medical supply depots, sick quarters at Naval Academy and marine barracks, dispensaries at navy yards and naval stations, and ships; and for minor repairs on buildings and grounds of the United States Naval Medical School and naval medical supply depots; rent of rooms for naval dispensary, Washington, District of Columbia, not to exceed \$1,200; for the care, maintenance, and treatment of the insane of the Navy and Marine Corps on the Pacific coast, including supernumeraries held for transfer to the Government Hospital for the Insane; for dental outfits and dental material; and all other necessary contingent expenses; in all, [\$375,000] \$1,980,000:					
[Medical Department] Provided, That the sum to be paid out of this appropriation, under the direction of the Secretary of the Navy, for clerical service in naval hos-					

Estimates of appropriations required for the service of the fiscal year ending June 30, 1927—Continued

General object (title of appropriation), date of acts, references to Statutes at Large, or to Revised Statutes, and estimated amount required for each detailed object				Total amount to be appropriated under each head of appropriation	Amount appropriated for the fiscal year ending June 30, 1926
Medical Department—Continued. pitals, dispensaries, medical supply depots, and Naval Medical School, for the fiscal year ending June 30, [1926] 1927, shall not exceed \$150,000: [Contingent, Bureau of Medicine and Surgery] <i>Provided further, That the Secretary of the Navy is hereby authorized to construct necessary additional buildings at the naval hospitals at Pearl Harbor, Hawaii; [Chelsea, Massachusetts; Newport, Rhode Island; New York, New York; League Island, Pennsylvania; Norfolk, Virginia;] Great Lakes, Illinois; Puget Sound, Washington; Guam; and [Canacao, Philippine Islands,] San Diego, California, and to remove the cemetery at the Naval Hospital, New York, New York, at a total cost not to exceed [\$715,500] \$600,000, which total expenditure for the purposes aforesaid shall be made from the naval hospital fund (acts Mar. 4, 1913, vol. 37, p. 902; Feb. 11, 1925, vol. 43, p. 874)</i>				\$1, 980, 000. 00	\$2, 105, 000. 00
NOTE.—The estimate for the appropriation "Contingent, Bureau of Medicine and Surgery" has been consolidated with the estimate for the appropriation "Medical Department," and the titles in brackets indicate under which of the two appropriations the language was carried for the fiscal year 1926. Only actual changes in language are indicated by brackets or italics.					
	Estimated expenditures, 1927 appropriation	Estimated expenditures, 1926 appropriation	Expended and obligated, 1925		
14 Maintenance and operation of shore stations	\$1, 855, 000	\$1, 734, 000	\$1, 720, 272		
15 Maintenance and operation of fleet	17, 000	5, 000	4, 973		
16 Miscellaneous operating expenses	37, 000				
30 Equipage to naval vessels	500	500	252		
32 Additions and improvements to shore stations	27, 500	2, 500	2, 035		
34 Reserve stores on hand	580, 000	500, 000	508, 110		
	2, 517, 000	2, 242, 000	2, 233, 642		
Less reimbursements from Veterans' Bureau	537, 000	512, 000	544, 340		
Total	1, 980, 000	1, 730, 000	1, 689, 302		
Add expenditures for 1925 and 1926 formerly under "Contingent, Medicine and Surgery"		375, 000	350, 270		
Total comparable	1, 980, 000	2, 105, 000	2, 039, 572		
01 Special payments for services of civilian physicians and dentists			10, 441		
14 Maintenance and operation of shore stations		150, 000	145, 602		
15 Maintenance and operation of fleet		13, 000	12, 747		
16 Miscellaneous operating expenses		37, 000	25, 897		
32 Additions and improvements to shore stations		80, 000	85, 537		
34 Reserve stores on hand		120, 000	100, 723		
		400, 000	380, 947		
Less reimbursement from Veterans' Bureau		25, 000	30, 677		
Total		375, 000	350, 270		
Care of the Dead— For care of the dead; [for purchase of cemetery lots;] for funeral expenses and interment or transportation to their homes or to designated cemeteries of the remains of officers (including officers who die within the United States [and supernumerary patients who die in naval hospitals]) and enlisted men of the Navy and Marine Corps, of members of the Nurse Corps, [and of officers and enlisted men of the Naval Reserve Force, when on active service with the Navy, who die or are killed in action ashore or afloat,] reservists on active or training duty, and accepted applicants for enlistment, also retired officers and enlisted men of the Navy and Marine Corps and transferred members of the Fleet Naval Reserve and Fleet Marine Corps Reserve who die in naval hospitals (including St. Elizabeths Hospital), [and also to enable the Secretary of the Navy, in his discretion, to cause to be transported to their homes the remains of] civilian employees of the Navy Department and Naval Establishment who die [while employed] outside of the continental limits of the United States, and former enlisted men who are discharged while in naval hospitals and are inmates of said hospitals on the date of their death; for funeral expenses and interment of the remains of pensioners and destitute patients who die in naval hospitals; for purchase and care of cemetery lots; for removal of remains from abandoned cemeteries to naval or national cemeteries, or to their homes, [including remains interred in isolated graves at home and abroad, and] remains temporarily interred, \$90,000: <i>Provided, That the [sum herein appropriated] shall be available for payment for transportation of the remains of officers and men who have died while on duty at any time since April 21, 1898] above provision shall apply in the case of officers and enlisted men of the Navy and Marine Corps on the retired list who die while on active duty (act Feb. 11, 1925, vol. 43, p. 875)</i>				90, 000. 00	90, 000. 00

Estimates of appropriations required for the service of the fiscal year ending June 30, 1927—Continued

General object (title of appropriation), date of acts, references to Statutes at Large, or to Revised Statutes, and estimated amount required for each detailed object				Total amount to be appropriated under each head of appropriation	Amount appropriated for the fiscal year ending June 30, 1926
Care of the Dead—Continued.					
	Estimated expenditures, 1927 appropriation	Estimated expenditures, 1926 appropriation	Expended and obligated, 1925		
22 Burial expenses	\$90,000	\$90,000	\$38,478		
Salaries, Bureau of Medicine and Surgery—					
Salaries, Navy Department: For personal services in the District of Columbia in accordance with the classification act of 1923 (<i>act Feb. 11, 1925, vol. 43, p. 875</i>)				\$73,400.00	\$73,400.00
	Estimated expenditures, 1927 appropriation	Estimated expenditures, 1926 appropriation	Expended and obligated, 1925		
Departmental service:					
Salaries—					
Clerical, administrative, and fiscal service—					
Grade 10, \$3,300 to \$3,900; average, \$3,600—					
Junior administrative officer (chief clerk)	Average— No. 1 Salary \$3,600	Average— No. 1 Salary \$3,600	Average — No. 1 Salary \$3,325		
Grade 7, \$2,400 to \$3,000; average, \$2,700—					
Junior administrative assistant (assistant chief clerk)	1 2,700	1 2,700	1 2,425		
Grade 6, \$2,100 to \$2,700; average, \$2,400—					
Principal clerks (chiefs of section)	2 2,300	2 2,300	2½ 2,203		
Grade 5, \$1,800 to \$2,400; average, \$2,111.42—					
Senior clerks	3 2,107	3 2,107	2½ 2,041		
Grade 4, \$1,680 to \$2,400; average, \$1,860—					
Clerks	3 1,800	3 1,800	2½ 1,809		
Grade 3, \$1,500 to \$1,860; average, \$1,680—					
Assistant clerks	3 1,700	3 1,700	3 1,689		
Assistant clerk-stenographers	8 1,658	8 1,658	8 1,619		
Grade 2, \$1,320 to \$1,680; average, \$1,500—					
Junior clerks	6 1,520	6 1,520	7½ 1,493		
Senior typist	1 1,440	1 1,440	1 1,394		
Junior stenographer	1 1,320	1 1,320	1 1,377		
Junior clerk-typist	1 1,560	1 1,560	1 1,560		
Junior clerk-stenographers	4 1,425	4 1,425	3½ 1,450		
Grade 1, \$1,140 to \$1,500; average, \$1,320—					
Under clerks	6 1,290	6 1,290	6½ 1,321		
Under clerk-typists	1 1,380	1 1,380	1½ 1,349		
Custodial service—					
Grade 3, \$1,020 to \$1,260; average, \$1,140—					
Messengers	4 1,035	4 1,035	4 1,035		
Total average number of employees	45	45	45½		
01 Total salaries, departmental service	73,400	73,400	72,557		
Naval Hospital Fund, Special Fund—					
Indefinite appropriation of the hospital tax of 20 cents per month collected from the officers and men of the Navy and of the pensions of the inmates of the Naval Home at Philadelphia, Pa., together with the balance of fines and forfeitures imposed by naval courts-martial not needed for transportation, etc., of discharged prisoners to their homes (<i>R. S. p. 934, secs. 4808, 4809; acts Mar. 2, 1799, vol. 1, p. 729; Feb. 26, 1811, vol. 2, p. 650; June 7, 1900, vol. 31, p. 697</i>)				1,000,000.00	1,000,000.00
	Estimated expenditures, 1927 appropriation	Estimated expenditures, 1926 appropriation	Expended and obligated, 1925		
14 Maintenance and operation of shore stations	\$1,000,000	\$1,060,000	\$1,288,962		
Total, Bureau of Medicine and Surgery				3,143,400.00	3,268,400.00

Estimates of appropriations required for the service of the fiscal year ending June 30, 1927—Continued

General object (title of appropriation), date of acts, references to Statutes at Large, or to Revised Statutes, and estimated amount required for each detailed object	Total amount to be appropriated under each head of appropriation	Amount appropriated for the fiscal year ending June 30, 1926
BUREAU OF YARDS AND DOCKS		
Maintenance, Bureau of Yards and Docks—		
For the labor, materials, and supplies necessary, as determined by the Secretary of the Navy, for the general maintenance of the activities and properties now, or hereafter, under the cognizance of the Bureau of Yards and Docks, including the purchase, maintenance, repair, and operation of passenger-carrying vehicles for the Naval Establishment not otherwise provided for, and including not to exceed \$950,000 for clerical, inspection, drafting, messenger, and other classified work in the field, \$6,750,000: <i>Provided</i> , That during the fiscal year [1926] 1927 the Secretary of the Navy is authorized to purchase not more than [two] twenty passenger-carrying motor-propelled vehicles, to cost not to exceed \$2,500 each, fifteen passenger-carrying motor-propelled vehicles, to cost not to exceed \$1,500 each, and [thirty] fifteen passenger-carrying motor-propelled vehicles, to cost not to exceed [\$500] \$650 each, and the Secretary of the Navy shall sell, or exchange in part payment for such new vehicles, not less than a corresponding number of motor-propelled passenger-carrying vehicles in use and of makes which now cost in excess of \$2,000 per vehicle to replace for each new car purchased costing [\$1,500] \$1,200 or more: <i>Provided further</i> , That expenditures from appropriations contained in this act for the maintenance, operation, and repair of motor-propelled passenger-carrying vehicles, including the compensation of operators, shall not exceed in the aggregate [\$100,000] \$125,000, exclusive of such vehicles owned and operated by the Marine Corps in connection with expeditionary duty without the continental limits of the United States, and on any one vehicle shall not exceed for maintenance, upkeep, and repair, exclusive of garage rent, pay of operator, fuel, and lubricants, one-third of the market price of a new vehicle of the same make or class, and in any case more than \$500 (<i>act Feb. 11, 1925, vol. 43, p. 875</i>) -----	\$6, 750, 000. 00	\$6, 750, 000. 00

	Estimated expenditures, 1927 appropriation	Estimated expenditures, 1926 appropriation	Expended and obligated, 1926
14 Maintenance and operation of shore stations.....	\$6, 000, 000	\$6, 000, 000	\$5, 577, 461
32 Additions and improvements to shore stations.....	750, 000	750, 000	640, 039
Total.....	6, 750, 000	6, 750, 000	6, 217, 500

In accordance with sec. 5 of the act approved July 16, 1914 (38 Stat. p. 508), the bureau estimates that not exceeding \$207,250 will be required for the purchase, maintenance, repair, and operation of motor-propelled passenger-carrying vehicles during the fiscal year 1927, as follows:

Purchase of vehicles to replace vehicles now in service as required:

Not to exceed 20 automobiles, at \$2,500.....	\$50, 000
Not to exceed 15 automobiles, at \$1,500.....	22, 500
Not to exceed 15 automobiles, at \$650.....	9, 750
Maintenance, operation, and repair.....	125, 000

Total..... 207, 250
or as much thereof as may be required.

Statement of passenger-carrying motor-propelled vehicles in service August 31, 1926, for officials and employees of activities stated

Place	Activity	Number	Vehicle
Aircraft squadrons.....	Aircraft squadrons.....	1	2-passenger motor cycle.
Scouting fleet.....	Scouting fleet.....	1	7-passenger automobile.
Anacostia, D. C.....	Naval air station.....	1	Do.
Annapolis, Md.....	Naval Academy.....	1	Do.
Do.....	do.....	2	5-passenger automobiles.
Do.....	Medical department.....	3	Do.
Atlantic fleet.....	Commander-in-chief.....	1	7-passenger automobile.
Atlantic Fleet Torpedo Plane Squadron.....	Atlantic Fleet Torpedo Plane Squadron.....	1	2-passenger motor cycle.
Balboa, Canal Zone.....	Fifteenth district.....	2	5-passenger automobiles.
Berlin, Germany.....	Naval attaché.....	1	7-passenger automobile.
Boston, Mass.....	Navy yard.....	2	5-passenger automobiles.
Do.....	do.....	2	7-passenger automobiles.
Do.....	Recruiting station.....	1	2-passenger motor cycle.
Buffalo, N. Y.....	do.....	1	Do.
Cavite, P. I.....	Naval station.....	1	7-passenger automobile.
Do.....	do.....	1	5-passenger automobile.
Do.....	Attending surgeon, Manila.....	1	Do.
Charleston, S. C.....	Navy yard.....	1	7-passenger automobile.
Do.....	do.....	3	5-passenger automobiles.
Coco Solo, Canal Zone.....	Submarine base.....	1	5-passenger automobile.
Do.....	do.....	1	12-passenger bus.
Do.....	do.....	1	10-passenger bus.
Do.....	do.....	1	2-passenger motor cycle.
Do.....	Air station.....	1	Do.
Do.....	do.....	1	12-passenger bus.

Estimates of appropriations required for the service of the fiscal year ending June 30, 1927—Continued

General object (title of appropriation), date of acts, references to Statutes at Large, or to Revised Statutes, and estimated amount required for each detailed object

Total amount to be appropriated under each head of appropriation

Amount appropriated for the fiscal year ending June 30, 1926

Maintenance, Bureau of Yards and Docks—Continued.*Statement of passenger-carrying motor-propelled vehicles in service August 31, 1925, for officials and employees of activities stated—Continued*

Place	Activity	Number	Vehicle
Constantinople, Turkey.....	Naval detachment, Turkish waters.....	2	7-passenger automobiles.
Dahlgren, Va.....	Naval proving ground.....	2	2-passenger motor cycles.
Do.....	Do.....	1	5-passenger automobile.
Do.....	Do.....	2	7-passenger automobiles.
European waters.....	Force commander.....	1	7-passenger automobile.
Great Lakes, Ill.....	Naval training station.....	3	7-passenger automobiles.
Do.....	Do.....	1	5-passenger automobile.
Do.....	Do.....	1	16-passenger bus.
Guam.....	Naval station.....	1	7-passenger automobile.
Do.....	Do.....	2	5-passenger automobiles.
Do.....	Do.....	1	2-passenger motor cycle.
Guantanamo, Cuba.....	Do.....	3	5-passenger automobiles.
Haiti, Port au Prince.....	Marine detachment.....	2	Do.
Hampton Roads, Va.....	Naval operating base.....	4	7-passenger automobiles.
Do.....	Do.....	3	5-passenger automobiles.
Hingham, Mass.....	Naval ammunition depot.....	1	5-passenger automobile.
Houston, Tex.....	Recruiting station.....	1	2-passenger motor cycle.
Indianhead, Md.....	Naval proving ground.....	2	7-passenger automobiles.
Do.....	Do.....	1	2-passenger motor cycle.
Iona Island, N. Y.....	Naval ammunition depot.....	1	9-passenger bus.
Keyport, Wash.....	Naval torpedo station.....	1	5-passenger automobile.
Key West, Fla.....	Naval station.....	1	7-passenger automobile.
Lake Denmark, N. J.....	Naval ammunition depot.....	1	5-passenger automobile.
Lakehurst, N. J.....	Naval air station.....	1	7-passenger automobile.
Little Rock, Ark.....	Recruiting station.....	1	2-passenger motor cycle.
London, England.....	Naval attaché.....	1	7-passenger automobile.
Mare Island, Calif.....	Navy yard.....	1	Do.
Do.....	Do.....	2	5-passenger automobiles.
Do.....	Do.....	3	2-passenger motor cycles.
Newark, N. J.....	Recruiting station.....	1	2-passenger motor cycle.
New Haven, Conn.....	Do.....	1	Do.
New London, Conn.....	Submarine base.....	1	7-passenger automobile.
New Orleans, La.....	Naval station.....	1	Do.
Do.....	Recruiting station.....	1	2-passenger motor cycle.
Newport, R. I.....	Naval War College.....	2	7-passenger automobiles.
Do.....	Naval station.....	2	5-passenger automobiles.
Do.....	Naval torpedo station.....	1	7-passenger automobile.
Do.....	Naval training station.....	1	Do.
New York, N. Y.....	Navy yard.....	1	Do.
Do.....	Do.....	3	5-passenger automobiles.
Do.....	Receiving ship.....	1	8-passenger bus.
Do.....	Third naval district.....	1	7-passenger automobile.
Do.....	Do.....	1	5-passenger automobile.
Do.....	Recruiting station.....	1	2-passenger motor cycle.
Norfolk.....	Navy yard.....	3	7-passenger automobiles.
Do.....	Do.....	4	5-passenger automobiles.
Do.....	Do.....	1	2-passenger motor cycle.
Omaha, Nebr.....	Recruiting station.....	1	Do.
Pacific Coast Battle Fleet.....	Commander in chief.....	1	7-passenger automobile.
Paris, France.....	Naval arsenal at Cherbourg.....	1	Do.
Do.....	Naval attaché.....	1	4-passenger automobile.
Do.....	Do.....	1	7-passenger automobile.
Pearl Harbor, Hawaii.....	Naval station.....	2	Do.
Do.....	Do.....	5	5-passenger automobiles.
Do.....	Do.....	1	35-passenger bus.
Do.....	Do.....	1	1-passenger motor cycle.
Pensacola, Fla.....	Naval air station.....	3	5-passenger automobiles.
Do.....	Do.....	1	2-passenger motor cycle.
Do.....	Do.....	1	1-passenger motor cycle.
Philadelphia, Pa.....	Navy yard.....	5	7-passenger automobiles.
Do.....	Do.....	4	5-passenger automobiles.
Do.....	Do.....	1	26-passenger bus.
Do.....	Do.....	1	8-passenger bus.
Do.....	Do.....	2	2-passenger motor cycles.
Do.....	Naval home.....	1	7-passenger automobile.
Portsmouth, N. H.....	Navy yard.....	2	Do.
Portsmouth, Va.....	Naval hospital.....	1	Do.
Providence, R. I.....	Recruiting station.....	1	2-passenger motor cycle.
Puget Sound, Wash.....	Navy yard.....	1	7-passenger automobile.
Do.....	Do.....	3	5-passenger automobiles.
Do.....	Do.....	2	2-passenger motor cycles.
Quantico, Va.....	U. S. marine barracks.....	1	5-passenger automobile.
Do.....	Do.....	5	1-passenger motor cycles.
Raleigh, N. C.....	Recruiting station.....	1	2-passenger motor cycle.
St. Louis, Mo.....	Do.....	1	Do.
St. Thomas, Virgin Islands.....	Naval station.....	2	7-passenger automobiles.
Do.....	Do.....	2	5-passenger automobiles.
Do.....	Do.....	1	2-passenger motor cycle.
San Diego, Calif.....	Naval air station.....	2	7-passenger automobiles.
Do.....	Do.....	1	5-passenger automobile.
Do.....	Do.....	1	8-passenger bus.
Do.....	Do.....	1	16-passenger bus.
Do.....	Do.....	2	1-passenger motor cycles.
Do.....	Public works department, eleventh naval district.....	2	5-passenger automobiles.
Do.....	Do.....	1	7-passenger automobile.
Do.....	Do.....	1	Do.
San Pedro, Calif.....	Training station.....	1	Do.
Do.....	Inspector of engineering material.....	1	5-passenger automobile.
San Francisco, Calif.....	Twelfth naval district.....	2	7-passenger automobiles.
South Brooklyn, N. Y.....	Navy supply depot.....	1	Do.
Do.....	Do.....	7	1-passenger motor cycles.

Estimates of appropriations required for the service of the fiscal year ending June 30, 1927—Continued

General object (title of appropriation), date of acts, references to Statutes at Large, or to Revised Statutes, and estimated amount required for each detailed object				Total amount to be appropriated under each head of appropriation	Amount appropriated for the fiscal year ending June 30, 1926
Maintenance, Bureau of Yards and Docks—Continued.					
<i>Statement of passenger-carrying motor-propelled vehicles in service August 31, 1925, for officials and employees of activities stated—Continued</i>					
Place	Activity	Number	Vehicle		
South Charleston, W. Va.....	Naval ordnance plant.....	1	7-passenger automobile.		
Do.....	do.....	1	5-passenger automobile.		
Springfield, Mass.....	Recruiting station.....	1	2-passenger motor cycle.		
Tutula, Samoa.....	Naval station.....	2	5-passenger automobiles.		
United States Fleet.....	Commander in chief.....	1	7-passenger automobile.		
Washington, D. C.....	Departmental garage.....	5	Do.		
Do.....	do.....	4	5-passenger automobiles.		
Do.....	Navy yard.....	3	7-passenger automobiles.		
Do.....	do.....	1	5-passenger automobile.		
Do.....	Naval dispensary.....	1	2-passenger automobile.		
Do.....	do.....	4	5-passenger automobiles.		
Do.....	Naval Observatory.....	1	Do.		
Yorktown, Va.....	Navy mine depot.....	1	7-passenger automobile.		
Do.....	do.....	2	5-passenger automobiles.		
Do.....	do.....	1	2-passenger automobile.		
Do.....	do.....	1	5-passenger bus.		
Do.....	do.....	1	12-passenger bus.		
Hampton Roads, Va.....	Depot of supplies, U. S. M. C.....	1	5-passenger automobile.		
Do.....	do.....	7	2-passenger motor cycles.		
Mare Island, Calif.....	Marine barracks.....	1	5-passenger automobile.		
New York, N. Y.....	do.....	2	Do.		
Norfolk, Va.....	do.....	1	Do.		
Parris Island, S. C.....	do.....	1	4-passenger automobile.		
Do.....	do.....	2	5-passenger automobiles.		
Do.....	do.....	1	7-passenger automobile.		
Philadelphia, Pa.....	do.....	1	Do.		
Do.....	do.....	5	2-passenger motor cycles.		
Do.....	Depot of supplies, U. S. M. C.....	4	7-passenger automobiles.		
Do.....	do.....	1	5-passenger automobile.		
Quantico, Va.....	Marine barracks.....	3	7-passenger automobiles.		
Do.....	do.....	7	5-passenger automobiles.		
Do.....	do.....	27	2-passenger motor cycles.		
San Diego, Calif.....	Fifth Brigade, U. S. M. C.....	1	7-passenger automobile.		
Do.....	Marine barracks.....	2	5-passenger automobiles.		
San Francisco, Calif.....	Department of the Pacific, U. S. Marine Corps.	2	7-passenger automobiles.		
Do.....	do.....	3	2-passenger motor cycles.		
Washington, D. C.....	Headquarters, U. S. M. C.....	1	4-passenger automobile.		
Do.....	do.....	3	7-passenger automobiles.		
Do.....	do.....	1	5-passenger automobile.		
Do.....	do.....	4	2-passenger motor cycles.		
Yorktown, Va.....	Marine detachment.....	1	5-passenger automobile.		
Contingent, Bureau of Yards and Docks—					
For contingent expenses and minor extensions and improvements of public works at navy yards and stations (<i>act Feb. 11, 1925, vol. 43, p. 876</i>).....				\$125, 000. 00	\$125, 000. 00
		Estimated expenditures, 1927 appropriation	Estimated expenditures, 1926 appropriation	Expended and obligated, 1925	
14 Maintenance and operation of shore stations.....		\$100, 000	\$100, 000	\$145, 374	
32 Additions and improvements to shore stations.....		25, 000	25, 000	28, 341	
Total.....		125, 000	125, 000	173, 715	
Salaries, Bureau of Yards and Docks—					
For personal services in the District of Columbia in accordance with the classification act of 1923 (<i>act Feb. 11, 1925, vol. 43, p. 876</i>).....				238, 000. 00	238, 000. 00

Estimates of appropriations required for the service of the fiscal year ending June 30, 1927—Continued

General object (title of appropriation), date of acts, references to Statutes at Large, or to Revised Statutes, and estimated amount required for each detailed object				Total amount to be appropriated under each head of appropriation	Amount appropriated for the fiscal year ending June 30, 1926
<i>Salaries, Bureau of Yards and Docks—Continued.</i>					
Departmental service:					
Salaries—					
Clerical, administrative, and fiscal service—	<i>Average—</i>	<i>Average—</i>	<i>Average—</i>		
Grade 11, \$3,800 to \$5,000; average, \$4,400—	No. Salary	No. Salary	No. Salary		
Administrative officer.....	1 \$4,400	1 \$4,400	1 \$4,400		
Grade 9, \$3,000 to \$3,600; average, \$3,300—					
Senior administrative assistant.....	1 3,300	1 3,300	1 3,075		
Grade 8, \$2,100 to \$2,700; average, \$2,400—					
Principal clerks.....	3 2,167	3 2,167	2½ 2,123		
Grade 5, \$1,860 to \$2,400; average, \$2,111.42—					
Senior clerk.....	1 2,100	1 2,100	1 2,100		
Grade 4, \$1,680 to \$2,040; average, \$1,860—					
Clerk-stenographer.....	1 1,980	1 1,980	1 1,980		
Clerks.....	4 1,860	4 1,860	4 1,844		
Head operator, office devices.....	1 1,740	1 1,740	1 1,708		
Grade 3, \$1,500 to \$1,860; average, \$1,680—					
Senior stenographers.....	11 1,604	11 1,604	10½ 1,592		
Assistant clerks.....	2 1,500	2 1,500	2½ 1,560		
Grade 2, \$1,320 to \$1,680; average, \$1,500—					
Senior typist.....	1 1,560	1 1,560	1 1,560		
Junior clerk-typists.....	6 1,440	6 1,440	5½ 1,433		
Junior stenographers.....	1 1,500	1 1,500	1½ 1,409		
Junior clerks.....	1 1,380	1 1,380	1½ 1,350		
Junior operator, office devices.....	1 1,440	1 1,440	1 1,408		
Grade 1, \$1,140 to \$1,500; average, \$1,320—					
Underclerks.....	2 1,320	2 1,320	2½ 1,340		
Underoperators, office devices.....	2 1,380	2 1,380	2½ 1,305		
Professional and scientific service—					
Grade 5, \$5,200 to \$6,000; average, \$5,600—					
Senior engineers.....	5 5,200	5 5,200	5 5,200		
Grade 4, \$3,800 to \$5,000; average, \$4,400—					
Engineers.....	8 3,900	8 3,900	8½ 3,860		
Attorney.....	1 4,000	1 4,000	1 3,892		
Grade 3, \$3,000 to \$3,600; average, \$3,300—					
Associate engineers.....	12 3,233	12 3,233	11½ 3,202		
Grade 2, \$2,400 to \$3,000; average, \$2,700—					
Assistant engineers.....	10 2,720	10 2,720	8½ 2,691		
Grade 1, \$1,860 to \$2,400; average, \$2,111.42—					
Junior engineers.....	1 2,300	1 2,300	2½ 2,047		
Subprofessional service—					
Grade 8, \$2,400 to \$3,000; average, \$2,700—					
Chief engineering draftsmen.....	7 2,586	7 2,586	8½ 2,650		
Grade 6, \$1,860 to \$2,400; average, \$2,111.42—					
Senior engineering draftsmen.....	2 2,060	2 2,060	1 2,060		
Grade 5, \$1,680 to \$2,040; average, \$1,860—					
Engineering draftsmen.....	4 1,740	4 1,740	2½ 1,740		
Grade 3, \$1,320 to \$1,680; average, \$1,500—					
Junior engineering draftsmen.....	2 1,500	2 1,500	2½ 1,530		
Custodial service—					
Grade 3, \$1,020 to \$1,260; average, \$1,140—					
Messengers.....	6 1,040	6 1,040	7 1,034		
Grade 2, \$900 to \$1,140; average, \$1,020—					
Junior laborers.....	2 1,020	2 1,020	1½ 989		
Grade 1, \$600 to \$780; average, \$690—					
Junior messenger.....			½ 600		
Total average number of employees.....	99	99	101		
Total salaries, departmental service.....	238,000	238,000	235,805		
Total Bureau of Yards and Docks, exclusive of Public Works.....				\$7, 113, 000. 00	\$7, 113, 000. 00
Public Works, Bureau of Yards and Docks:					
Navy Yard, Boston, Massachusetts—					
Improvements to waterfront (act Feb. 11, 1925, vol. 43, p. 876) (submitted).....				150, 000. 00	275, 000. 00
Navy Yard, New York, New York—					
Dredging, to continue (act Feb. 11, 1925, vol. 43, p. 876) (submitted).....				40, 000. 00	85, 000. 00
Navy Yard, Philadelphia, Pennsylvania—					
Dredging, to continue (act Feb. 11, 1925, vol. 43, p. 876) (submitted).....				\$150, 000. 00	
Improvements to distributing systems (submitted).....				25, 000. 00	
Navy Yard, Norfolk, Virginia—				175, 000. 00	250, 000. 00
Improvements to pumping plants, dry dock numbered 3 (act Feb. 11, 1925, vol. 43, p. 876) (submitted).....				24, 000. 00	
Improvements to distributing systems (submitted).....				86, 000. 00	
Navy Yard, Mare Island, California—				110, 000. 00	111, 000. 00
Dredging, to continue (act Feb. 11, 1925, vol. 43, p. 876) (submitted).....				100, 000. 00	
Replace distributing systems and paving along waterfront (submitted).....				150, 000. 00	
Naval Station, Pearl Harbor, Hawaii—				250, 000. 00	70, 000. 00
Improvements to channel and harbor (to cost not to exceed \$5,982,000) (act Mar. 4, 1925, vol. 43, p. 1276) (submitted).....				1, 000, 000. 00	345, 000. 00

Estimates of appropriations required for the service of the fiscal year ending June 30, 1927—Continued

General object (title of appropriation), date of acts, references to Statutes at Large, or to Revised Statutes, and estimated amount required for each detailed object				Total amount to be appropriated under each head of appropriation	Amount appropriated for the fiscal year ending June 30, 1926
Naval Station, Cavite, Philippine Islands— <i>Improvements to water system (act Feb. 11, 1925, vol. 43, p. 876) (submitted) --</i> \$13,000.00 <i>Dredging (submitted) -----</i> 17,000.00				\$30,000.00	\$491,500.00
<i>The amount of \$30,000 appropriated by the act approved February 11, 1925 (vol. 43, p. 876), for moving officers' quarters from Olongapo, is hereby made available for the construction of three sets of officers' quarters at the naval station, Cavite, Philippine Islands, to replace three sets of officers' quarters to be abandoned at Olongapo.</i>					
Naval Torpedo Station, Newport, Rhode Island— <i>Dredging (act July 11, 1919, vol. 41, p. 144) (submitted) -----</i>				7,500.00	
Naval Ammunition Depot, Fort Lafayette, New York— <i>Improvements to wharf (act Feb. 11, 1925, vol. 43, p. 876) (submitted) -----</i>				12,000.00	20,000.00
Naval Ammunition Depot, Fort Mifflin, Pennsylvania— <i>Improvements to pier numbered 2 (act July 11, 1919, vol. 41, p. 144) (submitted) -----</i>				25,000.00	
Naval Torpedo Station, Keyport, Washington— <i>Improvements to fire protection system (act May 28, 1924, vol. 43, p. 198) (submitted) -----</i>				4,800.00	
Submarine Base, Pearl Harbor, Hawaii— <i>Improvements toward general development (act Feb. 11, 1925, vol. 43, p. 877) (submitted) -----</i>				430,000.00	55,000.00
Submarine Base, Coco Solo, Canal Zone— <i>Improvements to telephone system (act Feb. 11, 1925, vol. 43, p. 877) (submitted) -----</i>				20,000.00	126,000.00
Naval Supply Depot, Brooklyn, N. Y.— <i>Purchase of land known as the third Bush lot to cost not to exceed \$330,000 (act Mar. 4, 1925, vol. 43, p. 1276) (submitted) -----</i>				330,000.00	
Appropriations for 1926 not asked for 1927 (public works) -----					917,000.00
Total, public works, Bureau of Yards and Docks -----				2,584,300.00	2,745,500.00
	Estimated expenditures, 1927 appropriation	Estimated expenditures, 1926 appropriation	Expended and obligated, 1925		
32 Additions and improvements to shore stations.....	\$2,584,300	\$2,745,500	\$3,086,252		
Total, Bureau of Yards and Docks, including public works -----				9,697,300.00	9,858,500.00
BUREAU OF AERONAUTICS Aviation, Navy— For aviation, as follows: For navigational, photographic, aerological, radio, and miscellaneous equipment, including repairs thereto, for use with aircraft built or building on June 30, [1925] 1926, [\$375,000] \$605,814; for maintenance, repair, and operation of aircraft factory, [helium plant,] air stations, fleet [activities] and all other aviation activities, testing laboratories, and for overhauling of planes, [\$6,921,625] \$6,928,686, including \$300,000 for the equipment of vessels with catapults and including not to exceed \$500,000 for the procurement of helium from the Bureau of Mines, which may be transferred in advance, in amounts as required, to that bureau; for continuing experiments and development work on all types of aircraft, [\$1,550,000] \$1,628,000; for drafting, clerical, inspection, and messenger service, [\$700,000] \$675,000; for new construction and procurement of aircraft and equipment, [\$5,243,375] \$9,062,500, of which amount not to exceed \$4,100,000 shall be available for the payment of obligations incurred under the contract authorization for these purposes carried in the Navy Appropriation Act for the fiscal year 1926, approved February 11, 1925; in all, [\$14,790,000] \$18,900,000; and the money herein specifically appropriated for "Aviation" shall be disbursed and accounted for in accordance with existing laws as "Aviation" and for that purpose shall constitute one fund: <i>Provided</i> , That in addition to the amount herein appropriated and specified for expenditure for new construction and procurement of aircraft and equipment, the Secretary of the Navy may enter into contracts for the production and purchase of new airplanes and their equipment, spare parts and accessories, to an amount not in excess of \$4,100,000: <i>Provided further</i> , That no part of this appropriation shall be expended for maintenance of more than six heavier-than-air stations on the coasts of the continental United States: <i>Provided further</i> , That no part of this appropriation shall be used for the construction of a factory for the manufacture of airplanes: <i>Provided further</i> , That the Secretary of the Navy is hereby authorized to consider, ascertain, adjust, determine, and pay out of this appropriation the amounts due on claims for damages which have occurred or may occur to private property growing out of the operations of naval aircraft where such claim does not exceed the sum of \$250: <i>Provided further</i> , That all claims adjusted under this authority during the fiscal year shall be reported in detail to the Congress by the Secretary of the Navy (act Feb. 11, 1925, vol. 43, p. 877) -----					
				18,900,000.00	14,790,000.00

Estimates of appropriations required for the service of the fiscal year ending June 30, 1927—Continued

General object (title of appropriation), date of acts, references to Statutes at Large, or to Revised Statutes, and estimated amount required for each detailed object

Total amount to be appropriated under each head of appropriation

Amount appropriated for the fiscal year ending June 30, 1926

Aviation, Navy—Continued

	Estimated expenditures, 1927 appropriation	Estimated expenditures, 1926 appropriation	Expended and obligated, 1925
14 Maintenance and operation of shore stations.....	\$5,428,686	\$5,421,625	\$5,545,167
15 Maintenance and operation of fleet.....	1,500,000	1,500,000	960,000
16 Miscellaneous operating charges.....	2,908,814	2,625,000	3,139,548
30 Purchase and construction of vessels (aircraft).....	9,062,500	5,243,375	5,005,285
32 Additions and improvements to shore stations.....			560,000
Total.....	18,900,000	14,790,000	15,150,000

*Salaries, Bureau of Aeronautics—*Salaries, Navy Department: For personal services in the District of Columbia, in accordance with the classification act of 1923 (*act Feb. 11, 1925, vol. 43, p. 877*)

\$191,000.00

\$191,000.00

	Estimated expenditures, 1927 appropriation	Estimated expenditures, 1926 appropriation	Expended and obligated, 1925
Departmental service:			
Salaries—			
Clerical, administrative, and fiscal service—			
Grade 9, \$3,000 to \$3,600; average, \$3,300—	<i>Average—</i>	<i>Average—</i>	<i>Average—</i>
Senior administrative assistants.....	No. 3 Salary \$3,200	No. 3 Salary \$3,200	No. 2½ Salary \$3,000
Grade 7, \$2,400 to \$3,000; average, \$2,700—			
Junior administrative assistants.....	2 2,650	2 2,650	1½ 2,600
Grade 6, \$2,100 to \$2,700; average, \$2,400—			
Principal clerk.....	1 2,100	1 2,100	1 2,100
Grade 5, \$1,860 to \$2,100; average, \$2,111.42—			
Senior clerk-stenographer.....	1 2,100	1 2,100	1 1,860
Grade 4, \$1,680 to \$2,040; average, \$1,860—			
Clerks.....	4 1,815	4 1,815	4½ 1,788
Clerk-stenographers.....	4 1,800	4 1,800	4 1,740
Grade 3, \$1,500 to \$1,860; average, \$1,680—			
Senior stenographers.....	8 1,612	8 1,612	9½ 1,602
Assistant clerk-stenographers.....	3 1,680	3 1,680	2½ 1,640
Assistant clerks.....	6 1,620	6 1,620	6½ 1,566
Grade 2, \$1,320 to \$1,680; average, \$1,500—			
Senior typists.....	5 1,488	5 1,488	5½ 1,410
Junior clerk-typists.....	1 1,440	1 1,440	1½ 1,410
Junior stenographers.....	3 1,440	3 1,440	1½ 1,380
Junior clerks.....	4 1,410	4 1,410	4½ 1,380
Grade 1, \$1,140 to \$1,500; average, \$1,320—			
Junior typist.....	1 1,140	1 1,140	1 1,140
Underoperator, office devices.....	1 1,500	1 1,500	1 1,500
Professional and scientific service—			
Grade 5, \$5,200 to \$6,000; average, \$5,600—			
Senior engineers.....	3 5,200	3 5,200	2½ 5,200
Grade 4, \$3,800 to \$5,000; average, \$4,400—			
Engineers.....	5 3,800	5 3,800	4 3,800
Grade 3, \$3,000 to \$3,600; average, \$3,300—			
Associate engineers.....	7 3,114	7 3,114	5½ 3,014
Grade 2, \$2,400 to \$3,000; average, \$2,700—			
Assistant engineers.....	3 2,533	3 2,533	5½ 2,629
Chief engineering draftsmen.....			2½ 2,500
Grade 1, \$1,860 to \$2,400; average, \$2,111.42—			
Junior aeronautical engineers.....	3 1,940	3 1,940	½ 1,930
Subprofessional service—			
Grade 8, \$2,400 to \$3,000; average, \$2,700—			
Chief engineering draftsmen.....	5 2,680	5 2,680	4½ 2,580
Grade 6, \$1,860 to \$2,400; average, \$2,111.42—			
Senior engineering draftsmen.....	4 2,050	4 2,050	4½ 2,020
Junior engineer.....			½ 2,000
Senior engineering aids.....	1 2,300	1 2,300	1½ 2,300
Grade 5, \$1,680 to \$2,040; average, \$1,860—			
Library assistant.....	1 1,920	1 1,920	1 1,920
Engineering draftsman.....	1 1,860	1 1,860	1 1,680
Engineering aid.....			½ 1,800
Grade 4, \$1,500 to \$1,860; average, \$1,680—			
Junior library assistant.....	1 1,680	1 1,680	1 1,560
Grade 3, \$1,320 to \$1,680; average, \$1,500—			
Under library assistant.....	1 1,500	1 1,500	1 1,440
Junior engineering draftsman.....			½ 1,560
Custodial service—			
Grade 3, \$1,020 to \$1,260; average, \$1,140—			
Messengers.....	7 1,089	7 1,089	7½ 1,089
01 Total average number of employees.....	89	89	90½
Total salaries, departmental service.....	191,000	191,000	177,853

Total, Bureau of Aeronautics.....

19,091,000.00

14,981,000.00

Estimates of appropriations required for the service of the fiscal year ending June 30, 1927—Continued

General object (title of appropriation), date of acts, references to Statutes at Large, or to Revised Statutes, and estimated amount required for each detailed object				Total amount to be appropriated under each head of appropriation	Amount appropriated for the fiscal year ending June 30, 1926
NAVAL ACADEMY					
<i>Pay, Naval Academy—</i>					
Pay, Naval Academy: Pay of professors and others, Naval Academy: Pay of professors and instructors, including one professor as librarian, [\$236,900] \$232,300 ; <i>Provided</i> , That not more than [\$36,500] \$38,800 shall be paid for masters and instructors in swordsmanship and physical training.....				\$232,300.00	
For pay of employees at rates to be fixed by the Secretary of the Navy, as follows: Administration, [\$155,020] \$159,960 ; department of ordnance and gunnery, [\$16,952] \$16,764 ; departments of electrical engineering and physics, [\$17,727] \$17,811 ; department of seamanship, \$8,880 ; department of marine engineering and naval construction, [\$47,922] \$47,687 ; commissary department, [\$188,993] \$184,184 ; department of buildings and grounds, \$131,574 ; in all, [\$567,068] (<i>act Feb. 11, 1925, vol. 43, p. 878</i>).....				566,860.00	
				\$799,160.00	\$803,968.00
	Estimated expenditures, 1927 appropriation	Estimated expenditures, 1926 appropriation	Expended and obligated, 1925		
Field service:					
01 Total number of employees.....	153	155	163		
01 Total salaries and wages, field service.....	\$799,160	\$803,968	\$815,590		
<i>Current and Miscellaneous Expenses, Naval Academy—</i>					
Current and miscellaneous expenses, Naval Academy: For text and reference books for use of instructors; stationery, blank books and forms, models, maps, and periodicals; apparatus and materials for instruction in physical training and athletics; expenses of lectures and entertainments, not exceeding \$1,000, including pay and expenses of lecturer; chemicals, philosophical apparatus and instruments, stores, machinery, tools, fittings, apparatus, and materials for instruction purposes (<i>act Feb. 11, 1925, vol. 43, p. 878</i>).....				77,800.00	
For purchase, binding, and repair of books for the library (to be purchased in the open market on the written order of the superintendent (<i>same act</i>)).....				5,000.00	
For expenses of the Board of Visitors to the Naval Academy [\$3,000] (<i>same act</i>).....				2,500.00	
For contingencies for the superintendent of the academy, to be expended in his discretion [\$3,000] (<i>same act</i>).....				3,500.00	
For contingencies for the commandant of midshipmen, to be expended in his discretion (<i>same act</i>).....				1,200.00	
In all, current and miscellaneous expenses.....				90,000.00	90,000.00
	Estimated expenditures, 1927 appropriation	Estimated expenditures, 1926 appropriation	Expended and obligated, 1925		
14 Maintenance and operation of shore stations.....	\$82,800	\$82,800	\$75,777		
16 Miscellaneous operating charges.....	7,200	7,200	7,584		
	90,000	90,000	83,361		
<i>Maintenance and Repairs, Naval Academy—</i>					
Maintenance and repairs, Naval Academy: For necessary repairs of public buildings, wharves, and walls inclosing the grounds of the Naval Academy, improvements, repairs, and fixtures; for books, periodicals, maps, models, and drawings; purchase and repair of fire engines; fire apparatus and plants, machinery; purchase and maintenance of all horses and horse-drawn vehicles for use at the academy, including the maintenance, operation, and repair of three horse-drawn passenger-carrying vehicles to be used only for official purposes; seeds and plants; tools and repairs of the same; stationery; furniture for Government buildings and offices at the academy, including furniture for midshipmen's rooms; coal and other fuels; candles, oil, and gas; attendance on light and power plants; cleaning and clearing up station and care of buildings; attendance on fires, lights, fire engines, fire apparatus, and plants, and telephone, telegraph, and clock systems; incidental labor; advertising, water tax, postage, telephones, telegrams, tolls, and ferriage; flags and awnings; packing boxes, fuel for heating and lighting bandsmen's quarters; pay of inspectors and draftsmen; music and astronomical instruments; and for pay of employees on leave, [\$1,026,500] , \$1,040,000 , of which not to exceed \$40,000 shall be available for reconstructing the terrace roof of Bancroft Hall (<i>act Feb. 11, 1925, vol. 43, p. 878</i>).....				1,040,000.00	1,040,000.00
[For commutation of rent for bandsmen, at \$15 per month each, \$13,500] (<i>same act</i>).....					

Estimates of appropriations required for the service of the fiscal year ending June 30, 1927—Continued

General object (title of appropriation), date of acts, references to Statutes at Large, or to Revised Statutes, and estimated amount required for each detailed object				Total amount to be appropriated under each head of appropriation	Amount appropriated for the fiscal year ending June 30, 1926
Maintenance and Repairs, Naval Academy—Continued.					
	Estimated expenditures, 1927 appropriation	Estimated expenditures, 1926 appropriation	Expended and obligated, 1925		
14 Maintenance and operation of shore stations.....	\$1,040,000	\$1,026,500	\$1,042,785		
16 Miscellaneous operating charges.....		13,500	9,274		
	1,040,000	1,040,000	1,052,059		
Total, Naval Academy				\$1,929,160.00	\$1,933,968.00
MARINE CORPS					
Pay, Marine Corps—					
Pay of officers, active [and class 1, Fleet Marine Corps Reserve] list: For pay and allowances prescribed by law for all officers on the active [and class 1, Fleet Marine Corps Reserve] list—pay and allowances, [\$3,453,174] \$3,507,912; subsistence allowance, [\$486,399] \$487,056; rental allowance, [\$703,506] \$634,046; in all, [\$4,643,079] (act Feb. 11, 1925, vol. 43, p. 878)					
				\$4,629,014.00	
For pay of officers prescribed by law on the retired list, [\$493,180] (act Feb. 11, 1925, vol. 43, p. 879)					
				485,328.00	
Pay of enlisted men, active [and class 1, Fleet Marine Corps Reserve] list: For pay and allowances of noncommissioned officers, musicians, and privates, as prescribed by law, and for the expenses of clerks of the United States Marine Corps traveling under orders, and including additional compensation for enlisted men of the Marine Corps qualified as expert riflemen, sharpshooters, marksmen, or regularly detailed as gun captains, gun pointers, cooks, messmen, [for holding good conduct medals, pins, or bars,] including interest on deposits by enlisted men, post exchange debts of deserters, under such rules as the Secretary of the Navy may prescribe, and the authorized travel allowance of discharged enlisted men, and for prizes for excellence in gunnery exercises and target practice, and for pay of enlisted men designated as Navy mail clerks and assistant Navy mail clerks, both afloat and ashore, and for gratuities to enlisted men discharged not under honorable conditions—pay and allowances, [\$8,669,431] \$8,066,340; allowance for lodging and subsistence, [\$759,711] \$782,178; in all, [\$9,429,142] (same act)					
				8,848,518.00	
For pay and allowances prescribed by law of enlisted men on the retired list, [\$383,656] (same act)					
				417,007.00	
Undrawn clothing: For payment to discharged enlisted men for clothing undrawn [\$250,000] (same act)					
				160,000.00	
For pay and allowances of the Marine Corps Reserve [Force, excepting class 1, Fleet Marine Corps Reserve], (a) excluding transferred and assigned men, \$84,653; (b) transferred men, \$185,480; (c) assigned men, \$65,000; in all [\$75,943] (same act)					
				335,133.00	
For mileage and actual and necessary expenses and per diem in lieu of subsistence as authorized by law to officers traveling under orders without troops[: Provided, That officers performing travel by Government-owned vessels for which no transportation fare is charged, shall only be entitled to reimbursement of actual and necessary expenses incurred] (same act)					
				125,000.00	
In all [\$15,400,000] \$15,000,000, and the money herein specifically appropriated for pay of the Marine Corps shall be disbursed and accounted for in accordance with existing law as pay of the Marine Corps, and for that purpose shall constitute one fund.					
[No officer of the Navy or Marine Corps, while on leave of absence engaged in a service other than that of the Government of the United States, shall be entitled to any pay or allowances for a period in excess of that for which he is entitled to full pay, unless the President otherwise directs.]					
				15,000,000.00	15,400,000.00

Estimates of appropriations required for the service of the fiscal year ending June 30, 1927—Continued

General object (title of appropriation), date of acts, references to Statutes at Large, or to Revised Statutes, and estimated amount required for each detailed object

Total amount to be appropriated under each head of appropriation

Amount appropriated for the fiscal year ending June 30, 1926

Pay, Marine Corps—Continued.

	Estimated expenditures, 1927 appropriation	Estimated expenditures, 1926 appropriation	Expended and obligated, 1925
Personal services:			
0120 Military, naval and quasi military pay, not specified	\$12,011,507	\$12,388,328	\$12,755,312
0140 Allowances for quarters, heat, light, and other emoluments incident to service	1,128,980	1,189,905	1,132,539
01 Total personal services	13,140,487	13,578,233	13,887,851
03 Subsistence and support of persons (service)	782,178	759,711	742,108
06 Travel expenses	137,000	133,720	114,042
20 Interest	15,000	15,000	20,726
Pensions, retirement salaries, annuities, World War allowances and insurance losses:			
2110 Retirement pay (or salaries)	902,335	876,836	851,039
2130 Allowances	23,000	36,500	13,427
21 Total pensions, retirement salaries, annuities, World War allowances and insurance losses	925,335	913,336	864,466
Total	15,000,000	15,400,000	15,629,193

Pay of Civil Employees, Marine Corps—

Pay of civil force: For personal services in the District of Columbia in accordance with the classification act of 1923, as follows:

Offices of the major general commandant and adjutant and inspector, **[\$61,840]**

\$62,640.00

Office of the paymaster, **[\$22,860]**

22,080.00

Office of the quartermaster, **[\$74,300]**; in all (act Feb. 11, 1925, vol. 43, p. 879)

75,280.00

\$160,000.00

\$159,000.00

	Estimated expenditures, 1927 appropriation	Estimated expenditures, 1926 appropriation	Expended and obligated, 1925
OFFICES OF THE MAJOR GENERAL COMMANDANT AND ADJUTANT AND INSPECTOR			
Departmental service:			
Salaries—			
Professional and scientific service—			
Grade 4, \$3,800 to \$5,000; average, \$4,400—	Average—	Average—	Average—
Attorney	No. 1 Salary \$4,400	No. 1 Salary \$4,300	No. 1 Salary \$3,908
Grade 2, \$2,400 to \$3,000; average, \$2,700—			
Assistant attorney	1 2,700	1 2,650	1 2,454
Clerical, administrative and fiscal service—			
Grade 8, \$2,700 to \$3,300; average, \$3,000—			
Administrative assistant (chief clerk)	1 3,000	1 2,900	1 2,784
Grade 7, \$2,400 to \$3,000; average, \$2,700—			
Junior administrative assistant (chief of division)	1 2,700	1 2,650	1 2,454
Grade 6, \$2,100 to \$2,700; average, \$2,400—			
Principal clerk (chief of division)			★ 2,500
Grade 5, \$1,800 to \$2,400; average, \$2,100—			
Senior clerks	2★ 2,100	2 2,100	2 2,100
Grade 4, \$1,680 to \$2,040; average, \$1,860—			
Clerks	11★ 1,782	2 1,770	2★ 1,740
Principal stenographers	1 2,040	1 2,040	1★ 1,890
Grade 3, \$1,500 to \$1,860; average, \$1,680—			
Assistant clerks	8 1,628	8 1,627	7★ 1,600
Senior stenographer	1 1,620	1 1,620	★ 1,532
Assistant clerk-stenographers	5 1,776	6 1,730	5★ 1,715
Grade 2, \$1,320 to \$1,680; average, \$1,500—			
Junior clerks	7 1,543	7 1,452	6 1,419
Junior clerk-typists	1 1,560	2 1,530	2★ 1,463
Junior clerk-stenographers			1★ 1,365
Senior typist	1 1,500		★ 1,320
Junior stenographers	2 1,320	1 1,320	
Grade 1, \$1,140 to \$1,500; average, \$1,320—			
Underclerk			★ 1,440
01 Total average number of employees	34	34	33★
Total salaries, departmental service	62,640	61,840	58,882
The difference between 1927 and 1926 is due to increase in salaries, \$800.			

Estimates of appropriations required for the service of the fiscal year ending June 30, 1927—Continued

General object (title of appropriation), date of acts, references to Statutes at Large, or to Revised Statutes, and estimated amount required for each detailed object				Total amount to be appropriated under each head of appropriation	Amount appropriated for the fiscal year ending June 30, 1926
Pay of Civil Employees, Marine Corps—Continued					
OFFICE OF THE PAYMASTER					
Departmental service:					
Salaries—					
Clerical, administrative, and fiscal service—					
Grade 7, \$2,400 to \$3,000; average, \$2,700—	Average— No. Salary	Average— No. Salary	Average— No. Salary		
Junior administrative assistant (chief clerk).....	1 \$2,700	1 \$2,600	1 \$2,492		
Grade 5, \$1,860 to \$2,400; average, \$2,111.42—					
Senior clerk.....	1 2,100	1 2,100	1 1,924		
Grade 4, \$1,680 to \$2,040; average, \$1,860—					
Clerks.....	3 1,820	3 1,820	3 1,820		
Clerk-stenographer.....	1 1,980	1 1,980	1 1,980		
Grade 3, \$1,500 to \$1,860; average, \$1,680—					
Assistant clerk.....	1 1,740	1 1,740	1 1,740		
Senior stenographer.....	1 1,740	1 1,740	1 1,740		
Assistant clerk-stenographer.....	1 1,500	1 1,500	1 1,500		
Senior operator, office devices.....	1 1,860	1 1,860	1 1,860		
Grade 2, \$1,320 to \$1,680; average, \$1,560—					
Junior clerks.....	1 1,560	1 1,560	2 1,350		
Junior stenographers.....	1 1,440	1 1,440	1 1,454		
Senior typist.....			1 1,320		
Total average number of employees.....	12	12	13 1/2		
Total salaries, departmental service.....	22,080	21,980	22,961		
The difference between 1927 and 1926 is due to increase in salaries \$100.					
OFFICE OF THE QUARTERMASTER					
Departmental service:					
Salaries—					
Clerical, administrative, and fiscal service—					
Grade 10, \$3,300 to \$3,900; average, \$3,600—					
Junior administrative officer (special assistant to the Quartermaster).....	1 3,600	1 3,600	1 3,096		
Grade 7, \$2,400 to \$3,000; average, \$2,700—					
Junior administrative assistants (chief clerk and 2 chiefs of division).....	3 2,633	3 2,567	3 2,467		
Grade 6, \$2,100 to \$2,700; average, \$2,400—					
Principal clerks (chiefs of section).....	5 2,372	5 2,240	5 2,124		
Grade 5, \$1,860 to \$2,400; average, \$2,111.42—					
Senior clerk.....	1 1,920	1 1,860	1 1,835		
Grade 4, \$1,680 to \$2,040; average, \$1,860—					
Clerks.....	2 1,860	2 1,860	2 1,805		
Grade 3, \$1,500 to \$1,860; average, \$1,680—					
Assistant clerks.....	8 1,680	8 1,642	8 1,680		
Head typists.....	4 1,680	4 1,680	4 1,668		
Assistant clerk-stenographers.....	2 1,680	2 1,680	2 1,558		
Grade 2, \$1,320 to \$1,680; average, \$1,500—					
Junior clerks.....	4 1,331	3 1,440	3 1,440		
Senior typists.....	3 1,413	4 1,440	4 1,425		
Junior stenographer.....	1 1,413	1 1,380	1 1,320		
Junior clerk-typists.....	4 1,473	4 1,440	4 1,427		
Junior clerk-stenographers.....	4 1,473	4 1,440	4 1,173		
Total average number of employees.....	42	42	42		
Total salaries, departmental service.....	75,280	74,276	72,129		
The difference between 1927 and 1926 is due to increase in salaries, \$1,004.					
[For personal services in Marine Corps offices located elsewhere than at Marine Corps Headquarters] (act Feb. 11, 1926, vol. 43, p. 879).....					\$15,650.00
Field service:					
Total number of employees.....	(1)	8	9		
Total salaries and wages, field service.....		\$15,650	\$14,049		
¹ This item is transferred to "General expenses, Marine Corps" for 1927.					
Pay of Marine Corps, Deposit Fund, Trust Fund—					
For soldiers' deposits so much as may be necessary to refund such deposits: Provided, That hereafter enlisted men of the Marine Corps shall be entitled to deposit their savings with the United States through any paymaster, in the same manner and under the same conditions as are now or may hereafter be provided for the enlisted men of the Navy: Provided, however, That the sums so deposited shall pass to the credit of the appropriation for pay of the Marine Corps (act June 29, 1906, vol. 34, p. 679).....				\$400,000.00	400,000.00

Estimates of appropriations required for the service of the fiscal year ending June 30, 1927—Continued

General object (title of appropriation), date of acts, references to Statutes at Large, or to Revised Statutes, and estimated amount required for each detailed object	Total amount to be appropriated under each head of appropriation	Amount appropriated for the fiscal year ending June 30, 1926
--	--	--

Pay of Marine Corps, Deposit Fund, Trust Fund—Continued

	Estimated expenditures, 1927 appropriation	Estimated expenditures, 1926 appropriation	Expended and obligated, 1925
5220 Repayments of deposits.....	\$400,000	\$400,000	\$359,198

General Expenses, Marine Corps—

General expenses, Marine Corps: For every expenditure requisite for, and incident to, the authorized work of the Marine Corps, other than as appropriated for under the headings of pay and salaries, as follows:

For provisions, subsistence, board and lodging of enlisted men, recruits and recruiting parties, and applicants for enlistment, cash allowance for lodging and subsistence to enlisted men traveling on duty; ice, ice machines and their maintenance, **[\$3,253,000;]** (act Feb. 11, 1925, vol. 43, p. 879) ----- \$3,026,000.00

	Estimated expenditures, 1927 appropriation	Estimated expenditures, 1926 appropriation	Expended and obligated, 1925
Supplies and materials:			
0280 Provisions (rations in kind).....	\$2,843,000	\$3,031,000	\$3,244,297
0280 Sundry supplies (ice and cold storage).....	81,000	106,000	63,131
02 Total supplies and materials.....	2,924,000	3,137,000	3,307,428
03 Subsistence and support of persons (service).....	68,000	78,000	150,908
06 Travel expenses.....	34,000	38,000	34,446
Total.....	3,026,000	3,253,000	3,492,782

For clothing for enlisted men, **[\$1,279,000;]** (act Feb. 11, 1925, vol. 43, p. 880) ----- 1,134,000.00

	Estimated expenditures, 1927 appropriation	Estimated expenditures, 1926 appropriation	Expended and obligated, 1925
Field Service:			
Total number of employees.....	224	234	234
01 Total salaries and wages, field service.....	\$346,400	\$362,000	\$354,870
02 Supplies and materials.....	777,600	903,000	974,654
12 Repairs and alterations.....	10,000	14,000	10,276
Total.....	1,134,000	1,279,000	1,339,800

For fuel, heat, light, and power, including sales to officers, **[\$600,000]** (same act) ----- 550,000.00

	Estimated expenditures, 1927 appropriation	Estimated expenditures, 1926 appropriation	Expended and obligated, 1925
02 Supplies and materials.....	\$445,000	\$495,000	\$503,721
10 Furnishing of heat, light, power and electricity (service).....	105,000	105,000	96,327
Total.....	550,000	600,000	600,048

For military supplies and equipment, including their purchase, repair, preservation, and handling; recreational, school, educational, library, musical, amusement, field sport and gymnasium supplies, equipment, services, and incidental expenses; purchase and marking of prizes for excellence in gunnery and rifle practice, good-conduct badges, medals, and buttons awarded to officers and enlisted men by the Government for conspicuous, gallant, and special service; rental and maintenance of target ranges and entrance fees for competitions **[\$356,000;]** (same act) ----- 500,000.00

Estimates of appropriations required for the service of the fiscal year ending June 30, 1927—Continued

General object (title of appropriation), date of acts, references to Statutes at Large, or to Revised Statutes, and estimated amount required for each detailed object

Total amount to be appropriated under each head of appropriation

Amount appropriated for the fiscal year ending June 30, 1926

General Expenses, Marine Corps—Continued.

	Estimated expenditures, 1927 appropriation	Estimated expenditures, 1926 appropriation	Expended and obligated, 1925
Field service:			
01 Total salaries and wages, field service.....	75 \$136,080	75 \$131,000	75 \$130,851
Supplies and materials:			
0222 Educational supplies.....	29,000	29,000	33,296
0274 Ammunition for revolvers, rifles and machine guns and care and preservation thereof.....	80,920	40,000	67,102
0284 Miscellaneous supplies.....	10,000	9,000	12,731
0299 Special and miscellaneous materials, etc.....	20,000	20,360	22,696
02 Total supplies and materials.....	139,920	98,360	135,824
13 Special and miscellaneous current expenses.....	23,500	35,000	29,384
Equipment:			
3022 Scientific equipment.....	5,000	5,000	2,577
3023 Recreational equipment.....	18,000	13,000	23,107
3039 Sundry war equipment.....	155,500	50,640	261,717
3052 Production and construction equipment (field ovens).....	2,000	3,000	1,713
3053 Telephone and telegraphic equipment, etc. (signal equipment, radio, field telephones, wire, flags, etc.).....	20,000	20,000	19,867
30 Total equipment.....	200,500	91,640	308,981
Total.....	500,000	356,000	605,040

For transportation of troops and applicants for enlistment, including cash in lieu of ferriage and transfers en route; toilet kits for issue to recruits upon their first enlistment and other incidental expenses of the recruiting service; and transportation for dependents of officers and enlisted men [\$562,000;] (act Feb. 11, 1925, vol. 43, p. 880).....

\$525,000.00

	Estimated expenditures, 1927 appropriation	Estimated expenditures, 1926 appropriation	Expended and obligated, 1925
01 Total personal services (medical examiners' fees)....	\$3,000	\$4,000	\$2,728
Supplies and materials:			
0230 Fuel, gasoline and oil.....	3,500	3,800	2,990
0280 Sundry supplies (ice).....	200	200	305
02 Total supplies and materials.....	3,700	4,000	3,295
Communication service:			
0500 Telegraph service.....	3,000	3,000	3,394
0510 Telephone service.....	2,500	2,500	2,464
05 Total communication service.....	5,500	5,500	5,858
Travel expenses:			
0601 Steam and electric railway fares—			
Troops.....	190,000	226,800	199,664
Applicants for enlistment.....	251,600	257,000	242,768
Dependents (officers and non-commissioned officers).....	20,000	15,000	24,640
0610 Local transportation (street car and ferry tickets).....	7,000	7,000	7,155
06 Total travel expenses.....	468,600	505,800	474,217
09 Advertising and publication of notices (service)....	25,000	25,000	26,025
10 Furnishing of heat, light, power and electricity, (service).....	200	200	176
11 Rent of buildings and structures.....	10,000	8,000	10,600
Special and miscellaneous current expenses:			
1373 Laundry and towel service.....	1,500	2,000	1,297
1380 Repairs to motor vehicles.....	2,000	2,000	2,090
Miscellaneous.....	4,000	4,000	4,767
13 Total special and miscellaneous current expenses.....	7,500	8,000	8,154
30 Furniture, furnishings and fixtures.....	1,500	1,500	1,359
Total.....	525,000	562,000	532,412

Estimates of appropriations required for the service of the fiscal year ending June 30, 1927—Continued

General object (title of appropriation), date of acts, references to Statutes at Large, or to Revised Statutes, and estimated amount required for each detailed object				Total amount to be appropriated under each head of appropriation	Amount appropriated for the fiscal year ending June 30, 1926
General Expenses, Marine Corps—Continued.					
For repairs and improvements to barracks, quarters, and other public buildings at posts and stations; for the renting, leasing, and improvement of buildings in the District of Columbia with the approval of the Public Buildings Commission and at such other places as the public exigencies require, and the erection of temporary buildings upon the approval of the Secretary of the Navy at a total cost of not to exceed \$10,000 during the year (<i>act Feb. 11, 1925, vol. 43, p. 880</i>)-----				\$400, 000. 00	
		Estimated expenditures, 1927 appropriation	Estimated expenditures, 1926 appropriation	Expended and obligated, 1925	
11 Rent of buildings and structures-----		\$40, 000	\$45, 000	\$60, 188	
12 Repairs and alterations-----		360, 000	355, 000	449, 466	
Total-----		400, 000	400, 000	509, 654	
For forage and stabling of public animals and the authorized number of officers' horses, [\$50,000;] (<i>same act</i>)-----				40, 000. 00	
		Estimated expenditures, 1927 appropriation	Estimated expenditures, 1926 appropriation	Expended and obligated, 1925	
04 Subsistence and care of animals-----		\$40, 000	\$50, 000	\$37, 87	
For miscellaneous supplies, material, equipment, personal and other services, and for other incidental expenses for the Marine Corps not otherwise provided for; purchase, repair, and exchange of typewriters and calculating machines; purchase and repair of furniture and fixtures; purchase and repair of motor-propelled and horse-drawn passenger-carrying and other vehicles; veterinary services and medicines for public animals and the authorized number of officers' horses; purchase of mounts and horse equipment for all officers below the grade of major required to be mounted; shoeing for public animals and the authorized number of officers' horses; books, newspapers, and periodicals; printing and binding; packing and crating of officers' allowance of baggage; funeral expenses of officers and enlisted men and accepted applicants for enlistment and retired officers on active duty and retired enlisted men of the Marine Corps, including the transportation of their bodies, arms, and wearing apparel from the place of demise to the homes of the deceased in the United States; construction, operation, and maintenance of laundries; and for all emergencies and extraordinary expenses, \$1,875,000: <i>Provided</i> , That there may be expended out of this appropriation for the purchase of motor-propelled passenger-carrying vehicles not more than [\$12,400] \$20,600 as follows: [Two] five vehicles to cost not more than [\$1,200] \$1,500 each, ten vehicles to cost not more than \$500 each, and [twenty] thirty motor cycles to cost not more than [\$250] \$270 each: <i>Provided further</i> , That the sum to be paid out of this appropriation under the direction of the Secretary of the Navy for clerical, drafting, inspection, watchman, interpreter, and messenger service in the classified field service of the Marine Corps, for the fiscal year ending June 30, 1927, shall not exceed \$73,000 (<i>same act</i>)-----				1, 875, 000. 00	
		Estimated expenditures, 1927 appropriation	Estimated expenditures, 1926 appropriation	Expended and obligated, 1925	
Field service:					
Total number of employees-----	345		340	372	
01 Total salaries and wages, field service-----	\$545, 400	\$535, 000	\$594, 175		
Supplies and materials:					
0200 Stationery and office supplies-----	31, 000	31, 000	20, 129		
0205 Disinfectants and cleansers-----	18, 000	25, 000	20, 645		
0222 Books, newspapers, and magazines-----	5, 000	5, 000	5, 108		
0233 Lubricants-----	30, 000	35, 000	24, 800		
0284 Miscellaneous supplies (packing and crating)-----	10, 000	10, 000	6, 028		
02 Total supplies and materials-----	94, 000	106, 000	76, 710		
04 Subsistence and care of animals and storage and care of vehicles-----	2, 500	3, 500	2, 026		

Estimates of appropriations required for the service of the fiscal year ending June 30, 1927—Continued

General object (title of appropriation), date of acts, references to Statutes at Large, or to Revised Statutes, and estimated amount required for each detailed object

Total amount to be appropriated under each head of appropriation

Amount appropriated for the fiscal year ending June 30, 1926

General Expenses, Marine Corps—Continued.

	Estimated expenditures, 1927 appropriation	Estimated expenditures, 1926 appropriation	Expended and obligated, 1925
Communication service:			
0500 Telegraph service.....	\$1,500	\$2,000	\$1,002
0510 Telephone service.....	20,000	20,000	19,504
05 Total communication service.....	21,500	22,000	20,506
Transportation of things (service):			
0700 Freight and express.....	265,000	288,400	299,078
0720 Parcel-post delivery.....	7,000	7,000	5,298
07 Total transportation of things (service).....	272,000	295,400	304,376
08 Printing and binding.....	200	-----	131
09 Advertising and publication of notices (service).....	300	500	504
10 Furnishing of water.....	50,000	50,000	51,819
12 Repairs and alterations.....	60,000	60,000	121,153
Special and miscellaneous current expenses:			
1340 Rewards for apprehension of stragglers and deserters.....	8,000	5,000	10,733
1373 Laundry and towel service.....	22,000	20,000	22,417
1380 Special and miscellaneous expenses not elsewhere classified.....	177,400	169,000	220,164
13 Total special and miscellaneous current expenses.....	207,400	194,000	253,314
22 Burial expenses.....	4,000	4,000	3,721
Equipment (includes livestock):			
3000 Passenger-carrying vehicles—			
Purchase of spare parts for motor trucks.....	85,000	90,000	83,040
Automobiles.....	40,000	50,000	48,743
Motorcycles.....	5,000	4,000	11,898
Bicycles.....	5,000	3,000	4,005
Purchase, hire, and upkeep of harness, wagons, drays and carts, and motor vehicles.....	25,000	21,400	80,925
3010 Furnishings, furniture, and fixtures.....	229,400	230,800	297,733
3015 Kitchen equipment.....	37,300	39,900	27,590
3016 Purchase of bed linen.....	-----	-----	12,337
3017 Office machines and devices.....	18,000	8,000	31,592
3018 Furniture for offices.....	3,000	3,000	3,740
3040 Purchase of mounts and horse equipment.....	5,000	5,500	1,752
3054 Fire apparatus, extinguishers, hose carts, hose, etc.....	20,000	15,000	28,890
3057 Purchase, installation, and maintenance of laundries.....	40,000	40,000	38,175
3050 Purchase and repair of furnaces, stoves, and heating systems.....	60,000	50,000	72,089
3059 Improving and upkeep of parade grounds, walks, etc.....	30,000	25,000	29,736
30 Total equipment.....	602,700	594,600	772,249
32 Nonstructural improvements.....	15,000	10,000	108,360
Total.....	1,875,000	1,875,000	2,309,044

Marine Corps Reserve: For clothing, subsistence, heat, light, transportation and miscellaneous expenses (act Feb. 28, 1925, vol. 43, p. 1080)-----

\$50,000.00

	Estimated expenditures, 1927 appropriation	Estimated expenditures, 1926 appropriation	Expended and obligated, 1925
Supplies and materials:			
0240 Wearing apparel and sewing supplies.....	\$15,000	-----	-----
0260 Provisions (rations in kind).....	7,145	-----	-----
02 Total supplies and materials.....	22,145	-----	-----
Travel expenses:			
0601 Steam and electric railway fares, troops.....	22,750	-----	-----
0630 Per diem in lieu of subsistence and support while in travel status.....	2,250	-----	-----
06 Total travel expenses.....	25,000	-----	-----
10 Furnishing of heat, light, power, water and electricity (service).....	250	-----	-----
13 Special and miscellaneous current expenses.....	2,605	-----	-----
Total.....	50,000	-----	-----

In all, [\$8,375,000] \$8,100,000, to be accounted for as one fund.....

\$8,100,000.00

\$8,375,000.00

Estimates of appropriations required for the service of the fiscal year ending June 30, 1927—Continued

General object (title of appropriation), date of acts, references to Statutes at Large, or to Revised Statutes, and estimated amount required for each detailed object				Total amount to be appropriated under each head of appropriation	Amount appropriated for the fiscal year ending June 30, 1926
Marine Corps Reserve Officers' Training Corps— <i>For clothing, subsistence, miscellaneous supplies, incidental expenses, pay and allowances of members of the Marine Corps Reserve Officers' Training Corps, including authorized travel allowance to and from training camps (act Mar. 4, 1925, vol. 43, p. 1276) (submitted)</i>				\$12, 500. 00	
			Estimated expenditures, 1927 appropriation		
Supplies and materials:					
0240	Wearing apparel and sewing supplies.....		\$2, 325		
0280	Provisions (rations in kind).....		1, 675		
0284	Miscellaneous supplies.....		7, 425		
02	Total supplies and materials.....		11, 325		
06	Travel expenses.....		500		
13	Special and miscellaneous current expenses.....		675		
	Total.....		12, 500		
Total, Marine Corps.....				23, 672, 500. 00	\$24, 349, 650. 00
Alterations to Naval Vessels— <i>Major alterations, Naval Vessels: Toward the installation of additional protection against submarine attack, the installation of anti-air-attack deck protection, and the conversion to oil burning of the United States ships New York, Utah, Texas, Florida, Arkansas, and Wyoming, and for the purchase, manufacture, and installation of new fire-control systems for the New York and Texas, all as authorized by the Act entitled "An act to authorize alterations to certain naval vessels and to provide for the construction of additional vessels," approved December 18, 1924, [§9,000,000,] \$7,500,000, to be available until expended [and of which sum not more than \$1,000,000 shall be available prior to July 1, 1925] (act Mar. 4, 1925, vol. 43, p. 1835)</i>				7, 500, 000. 00	9, 000, 000. 00
		Estimated expenditures, 1927 appropriation	Estimated expenditures, 1926 appropriation	Expended and obligated, 1925 priation	
1292	Changes and alterations to vessels.....	\$7, 500, 000	\$8, 500, 000	\$300, 000	
Increase of the Navy— <i>The Secretary of the Navy may use the unexpended balances on the date of the approval of this act under appropriations heretofore made on account of "Increase of the Navy," together with the sum of [§7,444,000] \$28,275,000, which is hereby appropriated for the prosecution of work on vessels under construction on such date, the construction of which may be proceeded with under the terms of the treaty providing for the limitation of naval armament; for continuing the conversion of two battle cruisers into aircraft carriers, including their complete equipment of aircraft and aircraft accessories, in accordance with the terms of such treaty; toward the construction of scout cruisers heretofore authorized; [toward the construction of two fleet submarines heretofore authorized, to have the highest practicable speed and greatest desirable radius of action and to cost not to exceed \$5,300,000 each for construction and machinery and \$850,000 each for armor, armament, and ammunition;] for the settlement of contracts on account of vessels already delivered to the Navy Department; for the procurement of gyro-compass equipments, and for the installation of fire-control instruments on destroyers not already supplied; for the installation of fire-control apparatus on the Colorado and West Virginia; and for the completion of armor, armament, ammunition, and torpedoes for the supply and complement of vessels which may be proceeded with as hereinbefore mentioned: <i>Provided, That the cost of the armor, armament, and ammunition of the two fleet submarines, as provided for in the act of February 11, 1925, shall be increased to \$1,020,000 each: Provided further, That in addition to the funds hereinbefore made available for "Increase of the Navy," the Secretary of the Treasury is authorized and directed to make transfers during the fiscal year 1927 from the Naval Supply Account Fund to the appropriation "Increase of the Navy," of sums aggregating \$5,000,000 (acts Feb. 11, 1925, vol. 43, pp. 880, 881; Mar. 4, 1925, vol. 43, p. 1836)</i> </i>				28, 275, 000. 00	11, 444, 000. 00

Estimates of appropriations required for the service of the fiscal year ending June 30, 1927—Continued

General object (title of appropriation), date of acts, references to Statutes at Large, or to Revised Statutes, and estimated amount required for each detailed object				Total amount to be appropriated under each head of appropriation	Amount appropriated for the fiscal year ending June 30, 1926
Increase of the Navy—Continued.					
	Estimated expenditures, 1927 appropriation	Estimated expenditures, 1926 appropriation	Expended and obligated, 1925		
14 Maintenance and operation of shore stations.....		\$150,000	\$163,493		
16 Miscellaneous operating charges		150,000	229,155		
War equipment:					
30301 Purchase and construction of vessels.....	\$24,070,000	26,490,000	28,164,241		
30302 Equipage of naval vessels.....	4,680,000	3,510,000	2,713,543		
30 Total war equipment.....	28,750,000	30,000,000	30,877,784		
34 Reserve stores on hand (equipage, ammunition, etc., for issue to ships).....	4,525,000	9,000,000	9,417,917		
Total comparable.....	33,275,000	39,300,000	40,688,349		
Less amount to be made available by transfer from the naval supply account fund.....	5,000,000				
Estimated amount for direct appropriation.....	28,275,000				
<p><i>The appropriations made in this act for the purchase or manufacture of equipment or material or of a particular class of equipment or material shall be available for the purchase of letters patent, applications for letters patent, licenses under letters patent and applications for letters patent that pertain to such equipment or material for which the appropriation is made.</i></p> <p>No part of any appropriation made for the Navy shall be expended for any of the purposes herein provided for on account of the Navy Department in the District of Columbia, including personal services of civilians and of enlisted men of the Navy, except as herein expressly authorized: <i>Provided</i>, That there may be detailed to the Bureau of Navigation not to exceed at any one time twenty-four enlisted men of the Navy: <i>Provided further</i>, That enlisted men detailed to the Naval Dispensary and the Radio Communication Service shall not be regarded as detailed to the Navy Department in the District of Columbia.</p> <p>No part of the appropriations made in this act shall be available for the salary or pay of any officer, manager, superintendent, foreman, or other person having charge of the work of any employee of the United States Government while making or causing to be made with a stop watch or other time-measuring device a time study of any job of any such employee between the starting and completion thereof, or of the movements of any such employee while engaged upon such work; nor shall any part of the appropriations made in this act be available to pay any premiums or bonus or cash reward to any employee in addition to his regular wages, except for suggestions resulting in improvements or economy in the operation of any Government plant; and that no part of the moneys herein appropriated for the Naval Establishment or herein made available therefor shall be used or expended under contracts hereafter made for the repair, purchase, or acquirement, by or from any private contractor, of any naval vessel, machinery, article or articles that at the time of the proposed repair, purchase, or acquirement, can be repaired, manufactured, or produced in each or any of the Government navy yards or arsenals of the United States, when time and facilities permit, and when, in the judgment of the Secretary of the Navy, such repair, purchase, acquirement, or production, would not involve an appreciable increase in cost to the Government.</p> <p>[The President is requested to invite the governments with which the United States has diplomatic relations to send representatives to a conference to be held in the city of Washington, which shall be charged with the duty of formulating and entering into a general international agreement by which armaments for war, either upon land or sea, shall be effectually reduced and limited in the interest of the peace of the world and the relief of all nations from the burdens of inordinate and unnecessary expenditures for the provision of armaments and the preparation for war.]</p>					
Total under Navy Department.....				\$322,869,430.00	\$302,862,378.00
SUMMARY					
Annual appropriations, Navy Department.....				320,725,030.00	300,402,328.00
Permanent and indefinite appropriations, Navy Department.....				2,144,400.00	2,460,050.00
Total appropriations under Navy Department.....				¹ 322,869,430.00	² 302,862,378.00

¹ Exclusive of amount to be made available by transfer from the Naval Supply Account Fund for 1927, \$5,000,000.² Exclusive of amount appropriated as "Increase of the Navy," by the act of Mar. 4, 1926, for aircraft carriers and aircraft therefor available for the fiscal years 1925 and 1926, \$17,000,000.

ESTIMATES OF APPROPRIATIONS REQUIRED FOR THE SERVICE OF THE FISCAL YEAR ENDING JUNE 30, 1927

General object (title of appropriation), date of acts, references to Statutes at Large, or to Revised Statutes, and estimated amount required for each detailed object	Total amount to be appropriated under each head of appropriation	Amount appropriated for the fiscal year ending June 30, 1926
--	--	--

CHAPTER IX.—POST OFFICE DEPARTMENT

OUT OF THE POSTAL REVENUES

The following sums are appropriated in conformity with the act of July 2, 1836, for the Post Office Department for the fiscal year ending June 30, [1926] 1927, namely:

POST OFFICE DEPARTMENT, WASHINGTON, DISTRICT OF COLUMBIA, OFFICE OF THE POSTMASTER GENERAL

Salaries, Office of Postmaster General—

Postmaster General, [\$12,000] \$15,000; for personal services in the office of the Postmaster General in the District of Columbia in accordance with the classification act of 1923, [\$197,340] \$187,840; in all, [\$209,340] \$202,840: *Provided*, That in expending appropriations or portions of appropriations contained in this act for the payment for personal services in the District of Columbia in accordance with the classification act of 1923, the average of the salaries of the total number of persons under any grade in any bureau, office, or other appropriation unit shall not at any time exceed the average of the compensation rates specified for the grade by such act, and in grades in which only one position is allocated the salary of such position shall not exceed the average of the compensation rates for the grade: *Provided*, That this restriction shall not apply (1) to grades 1, 2, 3, and 4 of the clerical-mechanical service, or (2) to require the reduction in salary of any person whose compensation was fixed, as of July 1, 1924, in accordance with the rules of section 6 of such act, (3) to require the reduction in salary of any person who is transferred from one position to another position in the same or different grade in the same or a different bureau, office, or other appropriation unit, or (4) to prevent the payment of a salary under any grade at a rate higher than the maximum rate of the grade when such higher rate is permitted by the classification act of 1923, and is specifically authorized by other law (*R. S.*, 388; *acts July 28, 1916, vol. 39, p. 413; Jan. 22, 1925, vol. 43, p. 782*)

\$202, 840. 00

\$209, 340. 00

	Estimated expenditures, 1927 appropriation		Estimated expenditures, 1926 appropriation		Expended and obligated, 1925	
	No.	Average—Salary	No.	Average—Salary	No.	Average—Salary
Departmental service:						
Salaries—						
Clerical, administrative, and fiscal service—						
Grade 14, \$7,500 and over—						
Postmaster General	1	\$15,000	1	\$15,000	1	\$12,975
Grade 12, \$5,200 to \$8,000; average, \$5,600—						
Senior administrative officer (chief clerk)	1	5,200	1	5,200	1	5,200
Grade 11, \$3,800 to \$5,000; average, \$4,400—						
Administrative officers	2	3,800	1½	3,800	¾	3,800
Grade 10, \$3,300 to \$3,900; average, \$3,600—						
Junior administrative officer (assistant chief clerk)	1	3,300	1	3,300	1	3,533
Junior administrative officer (personnel officer)	1	3,300	1	3,300		
Junior administrative officer			¾	3,600		
Grade 9, \$3,000 to \$3,600; average, \$3,300—						
Senior administrative assistant (personnel officer)					1	3,038
Senior administrative assistant (disbursing clerk)	1	3,300	1	3,300	1	3,038
Senior administrative assistant (private secretary)	1	3,000	1	3,000	1	3,000
Senior administrative assistant (chairman board of inspection)	1	3,000	1	3,000		
Grade 8, \$2,700 to \$3,300; average, \$3,000—						
Administrative assistant (traffic manager)	1	2,700	1	2,700		
Administrative assistant (printing clerk)	1	2,700	1	2,700		
Administrative assistant (assistant superintendent of buildings)	1	2,700	1	2,700		
Grade 7, \$2,400 to \$3,000; average, \$2,700—						
Junior administrative assistants (clerks in charge)	8	2,563	8	2,563	5½	2,481
Junior administrative assistant (chairman board of inspection)					1	2,438
Junior administrative assistant (printing clerk)					1	2,438
Junior administrative assistant (traffic manager)					1	2,438
Junior administrative assistant (assistant superintendent of buildings)					1	2,438
Grade 6, \$2,100 to \$2,700; average, \$2,400—						
Principal clerks (clerks in charge)	6	2,333	6	2,333	7½	2,193
Principal clerk-stenographers (secretaries)	2	2,250	2	2,250	2½	2,225
Transportation-rate and traffic auditor (assistant traffic manager)	1	2,100	1	2,100		

Estimates of appropriations required for the service of the fiscal year ending June 30, 1927—Continued

General object (title of appropriation), date of acts, references to Statutes at Large, or to Revised Statutes, and estimated amount required for each detailed object

Total amount to be appropriated under each head of appropriation

Amount appropriated for the fiscal year ending June 30, 1926

Salaries, Office of Postmaster General—Continued.

	Estimated expenditures, 1927 appropriation		Estimated expenditures, 1926 appropriation		Expended and obligated, 1925	
Departmental service—Continued.						
Salaries—Continued.						
Clerical, administrative, and fiscal service—Con.	<i>Average—</i>		<i>Average—</i>		<i>Average—</i>	
Grade 5, \$1,860 to \$2,400; average, \$2,111—	<i>No.</i>	<i>Salary</i>	<i>No.</i>	<i>Salary</i>	<i>No.</i>	<i>Salary</i>
Senior clerks	6	\$2,160	6	\$2,163	7 $\frac{1}{2}$	\$2,079
Senior clerk-stenographers	1	1,860	2	1,930	2 $\frac{1}{2}$	1,947
Senior transportation-rate and traffic clerks	2	1,930	2	1,930	1	1,896
Grade 4, \$1,680 to \$2,040; average, \$1,860—						
Clerks	5	1,836	5 $\frac{1}{2}$	1,838	5	1,841
Clerk-stenographers	3	1,740	3	1,740	2 $\frac{1}{2}$	1,681
Transportation-rate and traffic clerk					2	1,830
Grade 3, \$1,500 to \$1,860; average, \$1,680—						
Assistant clerks	7	1,663	8	1,650	6 $\frac{1}{2}$	1,647
Assistant clerk-stenographers	5	1,560	5	1,560	5 $\frac{1}{2}$	1,567
Senior operators, office devices	4	1,725	4	1,725	4 $\frac{1}{2}$	1,680
Junior transportation-rate and traffic clerk	1	1,500	1	1,500		
Grade 2, \$1,320 to \$1,680; average, \$1,500—						
Junior clerks	4	1,440	4	1,440	5 $\frac{1}{2}$	1,446
Junior clerk-stenographers	2	1,320	1 $\frac{1}{2}$	1,320	1 $\frac{1}{2}$	1,336
Junior operators, office devices	2	1,470	2	1,470	2 $\frac{1}{2}$	1,478
Junior clerk-typist					1	1,390
Grade 1, \$1,140 to \$1,500; average, \$1,320—						
Underclerks	3	1,340	3	1,340	5 $\frac{1}{2}$	1,262
Underoperators, office devices	4	1,290	4	1,290	4	1,211
Underclerk-typist					1 $\frac{1}{2}$	1,274
Professional and scientific service—						
Grade 6, \$6,000 to \$7,500; average, \$6,750—						
Chief attorney (special assistant to the Attorney General)					1	7,408
Subprofessional service—						
Grade 5, \$1,680 to \$2,040; average, \$1,860—						
Head nurses	3	1,760	3	1,760	3	1,709
Custodial service—						
Grade 6, \$1,500 to \$1,860; average, \$1,680—						
Mechanic	1	1,680	1	1,680	1	1,680
Grade 4, \$1,140 to \$1,500; average, \$1,320—						
Undermechanics	2	1,320	2	1,320	2 $\frac{1}{2}$	1,271
Head messenger	1	1,320	1	1,320	1	1,318
Grade 3, \$1,020 to \$1,260; average, \$1,140—						
Messengers	3	1,160	3	1,160	3 $\frac{1}{2}$	1,130
Minor mechanics	7	1,080	7	1,080	8 $\frac{1}{2}$	1,070
Grade 2, \$900 to \$1,140; average, \$1,020—						
Junior laborers	8	983	8	983	8	962
Total number of employees	102		105 $\frac{1}{2}$		113	
Total salaries, departmental service		202,840		209,340		212,318
The difference between 1927 and 1926 is due to decrease in force, \$6,500.						

Salaries, Post Office Department Buildings—

For personal services in the District of Columbia in accordance with the classification act of 1923, for the care, maintenance, and protection of the main Post Office Department Building, the Washington City Post Office Building, and the mail equipment shops building (*acts Apr. 4, 1924, vol. 43, p. 84; Jan. 22, 1925, vol. 43, p. 782*)

\$225, 632. 00

\$225, 632. 00

	Estimated expenditures, 1927 appropriation		Estimated expenditures, 1926 appropriation		Expended and obligated, 1924	
Departmental service:						
Salaries—						
Custodial service—	<i>Average—</i>		<i>Average—</i>		<i>Average—</i>	
Grade 9, \$2,100 to \$2,700; average, \$2,400—	<i>No.</i>	<i>Salary</i>	<i>No.</i>	<i>Salary</i>	<i>No.</i>	<i>Salary</i>
Assistant mechanical superintendent	1	\$2,200	1	\$2,200	1 $\frac{1}{2}$	\$2,100
Grade 8, \$1,860 to \$2,400; average, \$2,111—						
Principal mechanics	3	1,973	3	1,973	2 $\frac{1}{2}$	1,899
Grade 7, \$1,650 to \$2,040; average, \$1,860—						
Senior mechanics	2	1,740	2	1,740	2 $\frac{1}{2}$	1,700
Grade 6, \$1,500 to \$1,860; average, \$1,680—						
Mechanics	29	1,529	29	1,529	29 $\frac{1}{2}$	1,526
Head guard	1	1,560	1	1,560	1	1,500
Grade 5, \$1,320 to \$1,680; average, \$1,500—						
Junior mechanics	3	1,320	3	1,320	4 $\frac{1}{2}$	1,364
Foreman of laborers	2	1,350	2	1,350	2	1,342
Grade 4, \$1,140 to \$1,500; average, \$1,320—						
Undermechanics	23	1,140	23	1,140	24 $\frac{1}{2}$	1,140
Senior guards	8	1,163	8	1,163	7 $\frac{1}{2}$	1,147
Assistant foremen of laborers	2	1,140	2	1,140	2	1,140
Grade 3, \$1,020 to \$1,260; average, \$1,140—						
Minor mechanics	2	1,110	2	1,110	3 $\frac{1}{2}$	1,092
Guards (watchmen)	31	1,024	31	1,024	28 $\frac{1}{2}$	1,022
Senior laborers	2	1,020	2	1,020	2	1,020
Grade 2, \$900 to \$1,140; average, \$1,020—						
Subordinate mechanics	17	1,009	17	1,009	16 $\frac{1}{2}$	1,015
Junior laborers	43	1,000	43	1,000	41	991
Junior laborers (part-time charwomen, at 40 cents per hour)	75	367	75	367	75 $\frac{1}{2}$	367
Total number of employees	244		244		243 $\frac{1}{2}$	
Total salaries, departmental service		225, 632		225, 632		224, 126

Estimates of appropriations required for the service of the fiscal year ending June 30, 1927—Continued

General object (title of appropriation), date of acts, references to Statutes at Large, or to Revised Statutes, and estimated amount required for each detailed object				Total amount to be appropriated under each head of appropriation	Amount appropriated for the fiscal year ending June 30, 1926
SALARIES IN BUREAUS AND OFFICES					
For personal services in the District of Columbia, in accordance with the classification act of 1923, in bureaus and offices of the Post Office Department in not to exceed the following amounts, respectively: <i>Salaries, Office of First Assistant Postmaster General—</i> Office of the First Assistant Postmaster General (<i>R. S.</i> , 389; act Jan. 22, 1925, vol. 43, p. 782)				\$406, 320. 00	\$392, 100. 00
	Estimated expenditures, 1927 appropriation	Estimated expenditures, 1926 appropriation	Expended and obligated, 1925		
Departmental service:					
Salaries—					
Clerical, administrative, and fiscal service—					
Grade 14, \$7,500 and over—					
Special executive officer (First Assistant Postmaster General)	<i>Average—</i> No. 1 Salary \$7,500	<i>Average—</i> No. 1 Salary \$7,500	<i>Average—</i> No. 1 Salary \$7,500		
Grade 12, \$5,200 to \$6,000; average, \$5,600—					
Senior administrative officer (Deputy First Assistant and chief clerk)	1 5,200	1 5,200	1 5,200		
Senior administrative officer (division superintendent)	1 5,200	1 5,200	1 5,200		
Grade 11, \$3,800 to \$5,000; average, \$4,400—					
Administrative officers (division superintendent)	2 3,900	2½ 3,956	2½ 3,808		
Administrative officer (assistant superintendent)	1 3,800	1 3,800	1 3,800		
Grade 10, \$3,300 to \$3,900; average, \$3,600—					
Junior administrative officer (division superintendent)	1 3,600	1 3,600	1 3,469		
Junior administrative officers (assistant superintendent)	2 3,600	½ 3,600			
Grade 9, \$3,000 to \$3,600; average, \$3,300—					
Senior administrative assistant (assistant superintendent)	8 3,000	8 3,000	6½ 3,000		
Senior administrative assistant (assistant deputy first assistant and chief clerk)	1 3,000	1 3,000			
Senior administrative assistant (division superintendent)			½ 3,000		
Grade 8, \$2,700 to \$3,300; average, \$3,000—					
Administrative assistant (assistant superintendent)	1 3,000	1 3,000	1½ 2,786		
Grade 7, \$2,400 to \$3,000; average, \$2,700—					
Junior administrative assistants (chief of section)	5 2,400	5 2,400	5½ 2,438		
Junior administrative assistant (special clerk)	1 2,700	1 2,700	1 2,496		
Junior administrative assistant (secretary)	1 2,600	1 2,600	1 2,400		
Junior administrative assistant (Assistant Deputy First Assistant and chief clerk)			1 2,496		
Grade 6, \$2,100 to \$2,700; average, \$2,400—					
Principal clerks (chiefs of section)	6 2,217	6 2,217	7 2,160		
Principal clerk-stenographer (secretary)	1 2,200	1 2,200	1 2,100		
Grade 5, \$1,860 to \$2,400; average, \$2,111—					
Senior clerks	19 2,060	18 2,071	17½ 2,024		
Senior clerk-stenographer	2 1,960	2 1,960	2 1,930		
Grade 4, \$1,680 to \$2,040; average, \$1,860—					
Clerks	40 1,769	40 1,769	36½ 1,763		
Clerk-stenographers	3 1,740	3 1,740	2 1,680		
Grade 3, \$1,500 to \$1,860; average, \$1,680—					
Assistant clerks	13 1,615	13 1,615	15½ 1,615		
Assistant clerk-stenographers	24 1,570	24 1,570	22½ 1,551		
Senior stenographer	1 1,620	1 1,620	2 1,710		
Grade 2, \$1,320 to \$1,680; average, \$1,500—					
Junior clerks	20 1,521	20½ 1,515	23½ 1,505		
Junior stenographers	27 1,376	24 1,388	28½ 1,397		
Junior clerk-typists	8 1,538	8 1,538	7½ 1,516		
Junior clerk-stenographers	4 1,530	4 1,530	4½ 1,508		
Senior typist			½ 1,457		
Grade 1, \$1,140 to \$1,500; average, \$1,320—					
Under clerks	13 1,320	13 1,320	12½ 1,317		
Professional and scientific service—					
Grade 5, \$5,200 to \$6,000; average, \$5,600—					
Superintendent of engineering	1 5,600				
Custodial service—					
Grade 4, \$1,140 to \$1,500; average, \$1,320—					
Head messenger	1 1,440	1 1,440	½ 1,440		
Grade 3, \$1,020 to \$1,260; average, \$1,140—					
Messengers	12 1,140	12 1,140	11½ 1,114		
Total number of employees	221	215½	214½		
Total salaries, departmental service	406, 320	392, 100	385, 986		
The difference between 1927 and 1926 is due to—					
Transfer of two positions					\$9, 200
Four additional positions					5, 820
					\$15, 020
One position in Grade 10, at \$3,600, in lieu of one position at \$4,400 in Grade 11 of the clerical, administrative, and fiscal service					800
Net increase					14, 220

Estimates of appropriations required for the service of the fiscal year ending June 30, 1927—Continued

General object (title of appropriation), date of acts, references to Statutes at Large, or to Revised Statutes, and estimated amount required for each detailed object				Total amount to be appropriated under each head of appropriation	Amount appropriated for the fiscal year ending June 30, 1926
Salaries, Office of Second Assistant Postmaster General— Office of the Second Assistant Postmaster General (<i>R. S., 389; act Jan. 22, 1925, vol. 43, p. 782</i>)				\$289, 920. 00	\$265, 740. 00
	Estimated expenditures, 1927 appropriation	Estimated expenditures, 1926 appropriation	Expended and obligated, 1925		
Departmental service:					
Salaries—					
Clerical, administrative, and fiscal service—					
Grade 14, \$7,500 and over—					
Special executive officer (second assistant postmaster general)	Average— No. 1 Salary \$7,500	Average— No. 1 Salary \$7,500	Average— No. 1 Salary \$7,500		
Grade 12, \$5,200 to \$6,000; average, \$5,600—					
Senior administrative officer (deputy second assistant and chief clerk)	1 5,200	1 5,200	1 5,200		
Senior administrative officer (general superintendent, railway mail service)	1 5,200	1 5,200	1 5,200		
Grade 11, \$3,800 to \$5,000; average, \$4,400—					
Administrative officers (division superintendents)	2 4,100	2 4,100	1 4,350		
Administrative officer (Assistant General Superintendent, Railway Mail Service)	1 4,400	1 4,400	1 4,350		
Grade 10, \$3,300 to \$3,900; average, \$3,600—					
Junior administrative officer (division superintendent)			1 3,375		
Grade 9, \$3,000 to \$3,600; average, \$3,300—					
Senior administrative assistant (assistant division superintendents)	3 3,100	3 3,100	1 3,000		
Senior administrative assistant (chief clerk)	1 3,300	1 3,300	1 3,000		
Senior administrative assistant (assistant deputy second assistant and chief clerk)	1 3,000	1 3,000			
Senior administrative assistants (chiefs of section)	4 3,000	4 3,000			
Grade 8, \$2,700 to \$3,300; average, \$3,000—					
Administrative assistant (chief of section)	1 2,700	1 2,700			
Grade 7, \$2,400 to \$3,000; average, \$2,700—					
Junior administrative assistants (chiefs of section)	3 2,600	3 2,600	7 2,636		
Junior administrative assistant (secretary)	1 2,500	1 2,500	1 2,675		
Junior administrative assistant (assistant division superintendent)			2 2,675		
Junior administrative assistant (assistant deputy second assistant and chief clerk)			1 2,575		
Grade 6, \$2,100 to \$2,700; average, \$2,400—					
Principal clerks (chiefs of section)	10 2,280	10 2,280	9 $\frac{1}{2}$ 2,209		
Principal translator	1 2,200	1 2,200	$\frac{1}{2}$ 2,100		
Grade 5, \$1,860 to \$2,400; average, \$2,111—					
Senior clerks	17 1,995	17 1,995	15 $\frac{1}{2}$ 1,954		
Senior clerk-stenographers	4 1,890	4 1,890	3 $\frac{1}{2}$ 1,871		
Grade 4, \$1,680 to \$2,040; average, \$1,860—					
Clerks	20 1,815	17 1,807	23 $\frac{1}{2}$ 1,755		
Head operator, office devices	1 1,860	1 1,860	1 1,853		
Translator			$\frac{1}{2}$ 1,786		
Grade 3, \$1,500 to \$1,860; average, \$1,680—					
Assistant clerks	32 1,680	21 1,674	20 $\frac{1}{2}$ 1,616		
Assistant clerk-stenographers	11 1,680	11 1,680	11 $\frac{1}{2}$ 1,639		
Senior operator, office devices	1 1,740	1 1,740	$\frac{1}{2}$ 1,680		
Senior stenographer			1 $\frac{1}{2}$ 1,583		
Grade 2, \$1,320 to \$1,680; average, \$1,500—					
Junior clerks	7 1,551	7 1,551	4 $\frac{1}{2}$ 1,481		
Junior stenographers	2 1,470	2 1,470	2 1,420		
Junior clerk-stenographers	5 1,428	5 1,428	4 $\frac{1}{2}$ 1,449		
Junior operators, office devices	5 1,440	5 1,440	5 $\frac{1}{2}$ 1,374		
Senior typist			$\frac{1}{2}$ 1,320		
Grade 1, \$1,140 to \$1,500; average, \$1,320—					
Underclerks	5 1,284	5 1,284	4 $\frac{1}{2}$ 1,287		
Custodial service—					
Grade 3, \$1,020 to \$1,260; average, \$1,140—					
Messengers	5 1,128	5 1,128	4 1,119		
Grade 2, \$900 to \$1,140; average, \$1,020—					
Junior laborer			$\frac{1}{2}$ 1,020		
01 Total number of employees	146	132	132 $\frac{1}{2}$		
Total salaries, departmental service	289, 920	265, 740	257, 147		
The difference between 1927 and 1926 is due to transfer of 14 positions from "Railroad transportation and mail-messenger service," office of Second Assistant Postmaster General, \$24,180.					

Estimates of appropriations required for the service of the fiscal year ending June 30, 1927—Continued

General object (title of appropriation), date of acts, references to Statutes at Large, or to Revised Statutes, and estimated amount required for each detailed object						Total amount to be appropriated under each head of appropriation	Amount appropriated for the fiscal year ending June 30, 1926
Salaries, Office of Third Assistant Postmaster General— Office of the Third Assistant Postmaster General (R. S., 389; act Jan. 22, 1925, vol. 43, p. 782)						\$685, 520. 00	\$678, 260. 00
	Estimated expenditures, 1927 appropriation		Estimated expenditures, 1926 appropriation		Expended and obligated, 1925		
Departmental service:							
Salaries—							
Clerical, administrative, and fiscal service—							
Grade 14, \$7,500 and over—							
Special executive officer (Third assistant postmaster general).....	Average— No. 1	Salary \$7,500	Average— No. 1	Salary \$7,500	Average— No. 1	Salary \$7,500	
Grade 12, \$5,200 to \$6,000; average, \$5,600—							
Senior administrative officer (deputy third assistant and chief clerk).....	1	5,200	1	5,200	1	5,200	
Senior administrative officer (director, division of postal savings).....	1	5,200	1	5,200	1	5,200	
Grade 11, \$3,800 to \$5,000; average, \$4,400—							
Administrative officers (division superintendents).....	4	4,000	4	4,000	2	3,950	
Grade 10, \$3,300 to \$3,900; average, \$3,600—							
Junior administrative officer (division superintendent).....					2	3,516	
Grade 9, \$3,000 to \$3,600; average, \$3,300—							
Senior administrative assistant (assistant deputy third assistant and chief clerk).....	1	3,000	1	3,000			
Senior administrative assistant (assistant director, division of postal savings).....	1	3,000	1	3,000	1	3,000	
Senior administrative assistant (division superintendent).....	1	3,300	1	3,300	1	3,288	
Grade 8, \$2,700 to \$3,300; average, \$3,000—							
Administrative assistant (chief clerk).....	1	2,800	1	2,800	1	2,700	
Administrative assistants (chiefs of section).....	4	2,750	4	2,750	3	2,700	
Grade 7, \$2,400 to \$3,000; average, \$2,700—							
Junior administrative assistants (chiefs of section).....	15	2,487	15	2,487	15 $\frac{1}{2}$	2,425	
Junior administrative assistant (secretary).....	1	2,500	1	2,500	1	2,450	
Junior administrative assistant (clerk in charge).....	1	2,400	1	2,400	1	2,700	
Junior administrative assistant (assistant deputy third assistant and chief clerk).....					1	2,400	
Grade 6, \$2,100 to \$2,700; average, \$2,400—							
Principal clerks (chiefs of section).....	9	2,311	9	2,311	9 $\frac{1}{2}$	2,244	
Principal translator.....	1	2,200	1	2,200	$\frac{1}{2}$	2,100	
Principal clerk-stenographer.....					1	2,100	
Principal clerks (clerks in charge).....	15	2,147	15	2,147	13 $\frac{1}{2}$	2,114	
Grade 5, \$1,800 to \$2,400; average, \$2,111—							
Senior clerks.....	62	1,952	59	1,957	61 $\frac{1}{2}$	1,947	
Senior clerk-stenographers.....	3	1,900	3	1,900	3	1,884	
Head stenographer.....	1	1,920	1	1,920	$\frac{1}{2}$	1,876	
Senior translator.....					$\frac{1}{2}$	1,956	
Grade 4, \$1,680 to \$2,040; average, \$1,860—							
Clerks.....	71	1,781	70	1,782	67	1,766	
Clerk-stenographers.....	3	1,780	3	1,780	3	1,743	
Grade 3, \$1,500 to \$1,860; average, \$1,680—							
Assistant clerks.....	63	1,622	63	1,622	67 $\frac{1}{2}$	1,597	
Assistant clerk-stenographers.....	9	1,613	9	1,613	9 $\frac{1}{2}$	1,576	
Senior stenographers.....	7	1,594	7	1,594	6 $\frac{1}{2}$	1,579	
Senior operators, office devices.....	2	1,530	2	1,530	1 $\frac{1}{2}$	1,520	
Grade 2, \$1,320 to \$1,680; average, \$1,500—							
Junior clerks.....	36	1,460	36	1,460	31 $\frac{1}{2}$	1,462	
Junior clerk-stenographers.....	3	1,440	3	1,440	4	1,391	
Junior clerk-typists.....	3	1,480	3	1,480	3 $\frac{1}{2}$	1,436	
Junior stenographers.....	6	1,340	6	1,340	3 $\frac{1}{2}$	1,344	
Senior typists.....	12	1,445	12	1,445	13 $\frac{1}{2}$	1,432	
Grade 1, \$1,140 to \$1,500; average, \$1,320—							
Underclerks.....	21	1,286	21	1,286	20 $\frac{1}{2}$	1,283	
Junior typists.....	7	1,303	7	1,303	6 $\frac{1}{2}$	1,263	
Custodial service—							
Grade 3, \$1,020 to \$1,260; average, \$1,140—							
Messengers.....	12	1,140	12	1,140	12 $\frac{1}{2}$	1,138	
Senior laborers.....	2	1,140	2	1,140	2	1,113	
Grade 2, \$900 to \$1,140; average, \$1,020—							
Junior laborer.....	1	1,020	1	1,020	7 $\frac{1}{2}$	1,012	
Total number of employees.....	381		377		382 $\frac{1}{2}$		
Total salaries, departmental service.....		685, 520		678, 260		674, 854	
The difference between 1927 and 1926 is due to increase in force, \$7,260.							

Estimates of appropriations required for the service of the fiscal year ending June 30, 1927—Continued

General object (title of appropriation), date of acts, references to Statutes at Large, or to Revised Statutes, and estimated amount required for each detailed object				Total amount to be appropriated under each head of appropriation	Amount appropriated for the fiscal year ending June 30, 1926
Salaries, Office of Fourth Assistant Postmaster General— Office of the Fourth Assistant Postmaster General (acts Mar. 3, 1891, vol. 26, p. 944; Jan. 22, 1925, vol. 43, p. 782)				\$374, 860. 00	\$376, 940. 00
	Estimated expenditures, 1927 appropriation	Estimated expenditures, 1926 appropriation	Expanded and obligated, 1925		
Departmental service:					
Salaries—					
Clerical, administrative, and fiscal service—					
Grade 14, \$7,500 and over—					
Special executive officer (Fourth Assistant Postmaster General)	Average— No. 1 Salary \$7,500	Average— No. 1 Salary \$7,500	Average— No. 1 Salary \$7,500		
Grade 12, \$5,200 to \$8,000; average, \$5,600—					
Senior administrative officer (deputy fourth assistant and chief clerk)	1 5,200	1 5,200	1 5,200		
Grade 11, \$3,800 to \$5,000; average, \$4,400—					
Administrative officers (division superintendents)	2 3,800	2 3,800	2 3,800		
Grade 9, \$3,000 to \$3,600; average, \$3,300—					
Senior administrative assistants (assistant division superintendents)	3 3,000	3 3,000	1½ 3,000		
Senior administrative assistant (assistant deputy fourth assistant and chief clerk)	1 3,000	1 3,000			
Grade 8, \$2,700 to \$3,300; average, \$3,000—					
Administrative assistant (assistant division superintendent)			½ 2,700		
Grade 7, \$2,400 to \$3,000; average, \$2,700—					
Junior administrative assistants (chiefs of section)	4 2,475	4 2,475	3½ 2,427		
Junior administrative assistant (secretary)	1 2,400	1 2,400	1 2,400		
Junior administrative assistant (assistant division superintendent)			1 2,862		
Junior administrative assistant (assistant deputy fourth assistant and chief clerk)			1 2,429		
Grade 6, \$2,100 to \$2,700; average, \$2,400—					
Principal clerks (chiefs of section)	11 2,264	11 2,264	11½ 2,243		
Grade 5, \$1,860 to \$2,400; average, \$2,111—					
Senior clerks	36 1,981	36 1,981	33½ 1,960		
Grade 4, \$1,680 to \$2,040; average, \$1,860—					
Clerks	32 1,826	32 1,825	32½ 1,819		
Grade 3, \$1,500 to \$1,860; average, \$1,680—					
Assistant clerks	26 1,622	26 1,622	20½ 1,623		
Senior stenographers	5 1,596	5 1,596	3½ 1,588		
Assistant clerk-stenographer	1 1,560	1 1,560	2 1,536		
Grade 2, \$1,320 to \$1,680; average, \$1,500—					
Junior clerks	10 1,590	10 1,590	14½ 1,544		
Senior typists	16 1,466	15 1,476	16½ 1,477		
Junior operators, office devices	2 1,380	2 1,380	1 1,340		
Junior clerk-typists	6 1,500	6 1,500	7½ 1,497		
Junior stenographers	2½ 1,320	2 1,320	3½ 1,444		
Junior clerk-stenographers	2 1,350	2 1,350	1½ 1,360		
Grade 1, \$1,140 to \$1,500; average, \$1,320—					
Underclerks	7 1,234	7 1,234	6½ 1,305		
Under operator, office devices	1 1,140	1 1,140	1 1,148		
Junior typist	1 1,140	1 1,140	½ 1,140		
Professional and scientific service—					
Grade 5, \$5,200 to \$8,000; average, \$5,600—					
Senior engineer		1 5,600			
Grade 4, \$3,800 to \$5,000; average, \$4,400—					
Engineer (topographer)	1 3,800	1 3,800	½ 3,800		
Grade 3, \$3,000 to \$3,600; average, \$3,300—					
Associate engineers	3 3,000	3 3,000	½ 3,000		
Grade 2, \$2,400 to \$3,000; average, \$2,700—					
Assistant engineer	1 2,500	1 2,500	4 2,463		
Subprofessional service—					
Grade 8, \$2,400 to \$3,000; average, \$2,700—					
Chief engineering draftsman	2 2,400	2 2,400	1½ 2,400		
Grade 7, \$2,100 to \$2,700; average, \$2,400—					
Principal engineering draftsman	1 2,100	1 2,100	½ 2,148		
Grade 6, \$1,860 to \$2,400; average, \$2,111—					
Senior engineering draftsman	6 1,900	6 1,900	3½ 1,866		
Grade 5, \$1,680 to \$2,040; average, \$1,860—					
Engineering draftsman	3 1,680	2 1,680	3½ 1,795		
Grade 4, \$1,500 to \$1,860; average, \$1,680—					
Assistant engineering draftsman			½ 1,618		
Custodial service—					
Grade 4, \$1,140 to \$1,500; average, \$1,320—					
Head messenger	1 1,260	1 1,260	½ 1,260		
Grade 3, \$1,020 to \$1,260; average, \$1,140—					
Messengers	8 1,118	8 1,118	8½ 1,121		
Senior laborers	7 1,020	7 1,020	7 1,020		
Total number of employees	204½	203	198½		
Total salaries, departmental service	374, 860	376, 940	360, 035		
The difference between 1927 and 1926 is due to—					
Reallocations	\$520				
Increase in force	3, 000				
Total increase	3, 520				
Transfer of 1 position, grade 5, \$5,600, to office of First Assistant Postmaster General	5, 600				
Net decrease	2, 080				

Estimates of appropriations required for the service of the fiscal year ending June 30, 1927—Continued

General object (title of appropriation), date of acts, references to Statutes at Large, or to Revised Statutes, and estimated amount required for each detailed object				Total amount to be appropriated under each head of appropriation	Amount appropriated for the fiscal year ending June 30, 1926
Salaries, Office of Solicitor for the Post Office Department-- Office of the Solicitor for the Post Office Department (acts June 8, 1872, vol. 17, p. 284; July 16, 1914, vol. 38, p. 497; Jan. 22, 1925, vol. 43, p. 782)				\$57,760.00	\$57,760.00

Estimates of appropriations required for the service of the fiscal year ending June 30, 1927—Continued

General object (title of appropriation), date of acts, references to Statutes at Large, or to Revised Statutes, and estimated amount required for each detailed object				Total amount to be appropriated under each head of appropriation	Amount appropriated for the fiscal year ending June 30, 1926
Salaries, Office of Purchasing Agent— Office of the purchasing agent (<i>acts Apr. 28, 1904, vol. 33, p. 440; Jan. 22, 1925, vol. 43, p. 782</i>)				\$33,300.00	\$33,300.00
	Estimated expenditures, 1927 appropriation	Estimated expenditures, 1926 appropriation	Expended and obligated, 1925		
Departmental service:					
Salaries—					
Clerical, administrative, and fiscal service—	<i>Average—</i>	<i>Average—</i>	<i>Average—</i>		
Grade 12, \$5,200 to \$6,000; average, \$5,600—	<i>No. Salary</i>	<i>No. Salary</i>	<i>No. Salary</i>		
Senior administrative officer (purchasing agent).....	1 \$5,200	1 \$5,200	1 \$5,200		
Grade 9, \$3,000 to \$3,600; average, \$3,300—					
Senior administrative assistant (chief clerk).....	1 3,000	1 3,000	1 3,000		
Grade 7, \$2,400 to \$3,000; average, \$2,700—					
Junior administrative assistant (chief of section).....	1 2,400	1 2,400	1 2,400		
Grade 5, \$1,860 to \$2,400; average, \$2,111—					
Senior clerks.....	2 2,050	2 2,050	2 2,050		
Senior clerk-stenographer.....	1 1,860	1 1,860	1 1,860		
Grade 4, \$1,680 to \$2,040; average, \$1,860—					
Clerks.....	2 1,710	2 1,710	2 1,710		
Grade 3, \$1,500 to \$1,860; average, \$1,680—					
Assistant clerks.....	2 1,740	2 1,740	2 1,738		
Assistant clerk-stenographers.....	2 1,530	2 1,530	2 1,530		
Grade 2, \$1,320 to \$1,680; average, \$1,500—					
Junior clerk-typist.....	1 1,560	1 1,560	1 1,560		
Junior clerk-stenographers.....	2 1,380	2 1,380	2 1,380		
Grade 1, \$1,140 to \$1,500; average, \$1,320—					
Underclerk.....	1 1,380	1 1,380	1 1,380		
Custodial service—					
Grade 3, \$1,020 to \$1,260; average, \$1,140—					
Messenger.....	1 1,080	1 1,080	1 1,080		
Total number of employees.....	17	17	17		
01 Total salaries, departmental service.....	33,300	33,300	33,268		
Salaries, Bureau of Accounts— Bureau of Accounts (<i>acts June 10, 1921, vol. 42, p. 24; Jan. 22, 1925, vol. 43, p. 782</i>)				38,280.00	38,280.00
	Estimated expenditures, 1927 appropriation	Estimated expenditures, 1926 appropriation	Expended and obligated, 1925		
Departmental service:					
Salaries—					
Clerical, administrative, and fiscal service—	<i>Average—</i>	<i>Average—</i>	<i>Average—</i>		
Grade 12, \$5,200 to \$6,000; average, \$5,600—	<i>No. Salary</i>	<i>No. Salary</i>	<i>No. Salary</i>		
Senior administrative officer (comptroller).....	1 \$5,200	1 \$5,200	1 \$5,200		
Grade 9, \$3,000 to \$3,600; average, \$3,300—					
Senior administrative assistant (assistant and chief clerk).....	1 3,000	1 3,000	1 3,038		
Accountant and auditor (expert accountant).....	1 3,100	1 3,100	1 3,038		
Grade 7, \$2,400 to \$3,000; average, \$2,700—					
Junior administrative assistant (assistant and chief clerk).....			1 3,000		
Grade 6, \$2,100 to \$2,700; average, \$2,400—					
Principal clerk (principal bookkeeper).....	1 2,400	1 2,400	1 2,338		
Principal clerks (statistical clerks).....	2 2,300	2 2,300	2 2,238		
Grade 5, \$1,860 to \$2,400; average, \$2,111—					
Senior clerk.....	1 2,100	1 2,100	1 2,100		
Grade 4, \$1,680 to \$2,040; average, \$1,860—					
Clerk.....	1 1,860	1 1,860	1 1,860		
Grade 2, \$1,320 to \$1,680; average, \$1,500—					
Junior clerks.....	7 1,345	7 1,345	4 1,348		
Junior clerk-stenographer.....	1 1,320	1 1,320	1 1,363		
Grade 1, \$1,140 to \$1,500; average, \$1,320—					
Underclerks.....	2 1,140	2 1,140	1 1,196		
Underclerk-typist.....	1 1,140	1 1,140	1 1,140		
Custodial service—					
Grade 2, \$900 to \$1,140; average, \$1,020—					
Junior laborer.....	1 1,080	1 1,080	1 1,080		
Total number of employees.....	20 1/2	20 1/2	17 1/2		
01 Total salaries, departmental service.....	38,280	38,280	34,019		

Estimates of appropriations required for the service of the fiscal year ending June 30, 1927—Continued

General object (title of appropriation), date of acts, references to Statutes at Large, or to Revised Statutes, and estimated amount required for each detailed object				Total amount to be appropriated under each head of appropriation	Amount appropriated for the fiscal year ending June 30, 1926
CONTINGENT EXPENSES, POST OFFICE DEPARTMENT					
<i>Contingent Expenses, Post Office Department: Stationery—</i> For stationery and blank books, index and guide cards, folders, and binding devices, including purchase of free penalty envelopes (<i>act Jan. 22, 1925, vol. 43, p. 782</i>)-----				\$25, 000. 00	\$27, 000. 00
	Estimated expenditures, 1927 appropriation	Estimated expenditures, 1926 appropriation	Expended and obligated, 1925		
02 Supplies and materials-----	\$24, 575. 00	\$24, 575. 00	\$24, 217. 88		
12 Repairs and alterations-----	25. 00	25. 00	12. 20		
30 Equipment-----	400. 00	400. 00	395. 43		
Total-----	25, 000. 00	25, 000. 00	24, 625. 51		
<i>Contingent Expenses, Post Office Department: Fuel, Repairs, etc.—</i> For fuel and repairs to heating, lighting, ice, and power plant, including repairs to elevators, purchase and exchange of tools and electrical supplies, and removal of ashes (<i>act Jan. 22, 1925, vol. 43, p. 783</i>)-----				53, 000. 00	54, 000. 00
	Estimated expenditures, 1927 appropriation	Estimated expenditures, 1926 appropriation	Expended and obligated, 1925		
Supplies and materials:					
0230 Fuel-----	\$30, 240. 00	\$30, 240. 00	\$30, 237. 96		
0260 Sundry supplies-----	9, 150. 00	9, 150. 00	9, 155. 03		
02 Total supplies and materials-----	39, 390. 00	39, 390. 00	39, 392. 99		
06 Travel expenses-----	6. 00	6. 00	6. 38		
12 Repairs and alterations-----	8, 500. 00	8, 500. 00	8, 563. 85		
13 Special and miscellaneous current expenses-----	1, 830. 00	1, 830. 00	1, 838. 53		
30 Equipment-----	3, 274. 00	3, 274. 00	5, 712. 82		
Total-----	53, 000. 00	53, 000. 00	55, 514. 57		
<i>Contingent Expenses, Post Office Department: Telegraphing—</i> For telegraphing (<i>act Jan. 22, 1925, vol. 43, p. 783</i>)-----				6, 500. 00	6, 500. 00
	Estimated expenditures, 1927 appropriation	Estimated expenditures, 1926 appropriation	Expended and obligated, 1925		
05 Communication service-----	\$6, 500. 00	\$6, 500. 00	\$6, 028. 43		
<i>Contingent Expenses, Post Office Department: Miscellaneous Items—</i> For miscellaneous items, including purchase, exchange, maintenance, and repair of typewriters, adding machines, and other labor-saving devices; not to exceed \$3,000 for purchase, exchange, hire, and maintenance of motor trucks and motor-driven passenger-carrying vehicles; street-car fares not exceeding \$540; plumbing; repairs to department buildings; floor coverings; postage stamps for correspondence addressed abroad, which is not exempt under article [13] 43 of the [Madrid] Stockholm convention of the Universal Postal Union, [\$52,410] \$52,000, of which sum not exceeding \$14,500 may be expended for telephone service, and not exceeding \$1,800 may be expended for purchase and exchange of law books, books of reference, railway guides, city directories, and books necessary to conduct the business of the department, and not exceeding \$500 may be expended for actual and necessary expenses of the purchasing agent while traveling on business of the department (<i>R. S., 398; act Jan. 22, 1925, vol. 43, p. 783</i>)-----				52, 000. 00	52, 410. 00

Estimates of appropriations required for the service of the fiscal year ending June 30, 1927—Continued

General object (title of appropriation), date of acts, references to Statutes at Large, or to Revised Statutes, and estimated amount required for each detailed object				Total amount to be appropriated under each head of appropriation	Amount appropriated for the fiscal year ending June 30, 1926
Contingent Expenses, Post Office Department: Miscellaneous Items—Continued.					
	Estimated expenditures, 1927 appropriation	Estimated expenditures, 1926 appropriation	Expended and obligated, 1925		
Supplies and materials:					
0200 Stationery and office supplies.....	\$6,000.00	\$6,000.00	\$6,242.75		
0210 Medical and hospital supplies.....	215.00	215.00	215.27		
0220 Scientific and educational supplies.....	1,907.00	1,907.00	1,907.29		
0230 Fuel.....	618.00	618.00	618.92		
0240 Wearing apparel and sewing supplies.....	5.00	5.00	10.93		
0280 Sundry supplies.....	4,000.00	4,000.00	4,815.61		
0290 Materials.....	6,530.00	6,530.00	7,047.47		
02 Total supplies and materials.....	19,275.00	19,275.00	20,858.24		
Communication service:					
0510 Telephone service.....	12,260.00	12,260.00	12,261.60		
0520 Other communication service.....	103.00	103.00	103.75		
05 Total communication service.....	12,363.00	12,363.00	12,365.35		
06 Travel expenses.....	1,040.00	1,040.00	740.74		
08 Printing, engraving, lithographing, binding, photographing, and typewriting (service).....	30.00	30.00	32.00		
10 Furnishing of heat, light, power, water, electricity (service).....	399.00	399.00	405.78		
12 Repairs and alterations.....	5,340.00	5,340.00	5,404.10		
13 Special and miscellaneous current expenses.....	405.00	405.00	431.06		
Equipment:					
3010 Furniture, furnishings, and fixtures.....	10,850.00	10,850.00	10,867.68		
3020 Educational, scientific, and recreational equipment.....					
3050 Other equipment.....	2,298.00	2,298.00	3,587.03		
30 Total equipment.....	13,148.00	13,148.00	14,454.71		
Total.....	52,000.00	52,000.00	54,691.96		
Contingent Expenses, Post Office Department: Furniture and Filing Cabinets—					
For furniture and filing cabinets (act Jan. 22, 1925, vol. 43, p. 783).....				\$8,000.00	\$8,000.00
	Estimated expenditures, 1927 appropriation	Estimated expenditures, 1926 appropriation	Expended and obligated, 1925		
02 Supplies and materials.....	\$45.00	\$45.00	\$45.00		
12 Repairs and alterations.....	700.00	700.00	751.94		
30 Equipment.....	7,255.00	7,255.00	7,694.86		
Total.....	8,000.00	8,000.00	8,491.80		
Printing and Binding, Post Office Department—					
For printing and binding for the Post Office Department, including all of its bureaus, offices, institutions, and services located in Washington, District of Columbia, and elsewhere (act Jan. 22, 1925, vol. 43, p. 783).....				1,124,620.00	1,150,000.00
	Estimated expenditures, 1927 appropriation	Estimated expenditures, 1926 appropriation	Expended and obligated, 1925		
02011 Printed forms and letterheads.....	\$1,117,003.02	\$1,014,527.76	\$1,014,527.76		
08 Printing, engraving, lithographing, binding, photographing, and typewriting (service).....	7,616.98	110,092.24	256,378.52		
Total.....	1,124,620.00	1,124,620.00	1,270,906.28		
Heat, Light, and Power, Post Office Building, Washington, D. C.—					
For reimbursement of the Government Printing Office or Capitol power plant for the cost of furnishing steam for heating and electric current for lighting and power to the Post Office Department Building at Massachusetts Avenue and North Capitol Street, District of Columbia (act Jan. 22, 1925, vol. 43, p. 783).....				47,000.00	58,000.00

Estimates of appropriations required for the service of the fiscal year ending June 30, 1927—Continued

General object (title of appropriation), date of acts, references to Statutes at Large, or to Revised Statutes, and estimated amount required for each detailed object				Total amount to be appropriated under each head of appropriation	Amount appropriated for the fiscal year ending June 30, 1926
<i>Heat, Light, and Power, Post Office Building, Washington, D. C.—Continued.</i>					
	Estimated expenditures, 1927 appropriation	Estimated expenditures, 1926 appropriation	Expended and obligated, 1925		
10 Furnishing of heat, light, power, water, and electricity (service).....	\$47,000.00	\$47,000.00	\$43,884.82		
Total, Post Office Department, salaries and expenses.....				\$3,779,232.00	\$3,768,182.00
<p>Appropriations hereinafter made for the field service of the Post Office Department, except as otherwise provided, shall not be expended for any of the purposes hereinbefore provided for on account of the Post Office Department in the District of Columbia: <i>Provided, That hereafter the actual and necessary expenses of officials and employees of the Post Office Department and Postal Service, when traveling on official business, may be paid from the appropriations for the service in connection with which the travel is performed.</i></p> <p>FIELD SERVICE, POST OFFICE DEPARTMENT</p> <p>OFFICE OF POSTMASTER GENERAL</p> <p><i>Electric Power, Light, etc.—</i> For gas, electric power, and light, and the repair of machinery, United States Post Office Department equipment shops building (<i>act Jan. 22, 1925, vol. 43, p. 788</i>).....</p>				8,000.00	8,500.00
	Estimated expenditures, 1927 appropriation	Estimated expenditures, 1926 appropriation	Expended and obligated, 1925		
10 Furnishing heat, light, power, water, and electricity (service).....	\$8,000.00	\$8,000.00	\$6,901.92		
<p><i>Rewards to Postal Employees for Inventions—</i> The Postmaster General is hereby authorized to pay a cash reward for any invention, suggestion, or series of suggestions for an improvement or economy in device, design, or process applicable to the Postal Service submitted by one or more employees of the Post Office Department or the Postal Service which shall be adopted for use and will clearly effect a material economy or increase efficiency, and for that purpose the sum of [\$3,000] \$2,500 is hereby appropriated: <i>Provided, That the sums so paid to employees in accordance with this act shall be in addition to their usual compensation: Provided further, That the total amount paid under the provisions of this act shall not exceed \$1,000 in any month or for any one invention or suggestion: Provided further, That no employee shall be paid a reward under this act until he has properly executed an agreement to the effect that the use by the United States of the invention, suggestion, or series of suggestions made by him shall not form the basis of a further claim of any nature upon the United States by him, his heirs, or assigns: Provided further, That this appropriation shall be available for no other purpose (act Jan. 22, 1925, vol. 43, p. 783)</i>.....</p>				2,500.00	3,000.00
	Estimated expenditures, 1927 appropriation	Estimated expenditures, 1926 appropriation	Expended and obligated, 1925		
53 Refunds, awards, and indemnities.....	\$2,500	\$2,500	\$340		
<p><i>Freight, Express or Motor Transportation of Equipment, etc.—</i> For the transportation and delivery of equipment, materials, and supplies for the Post Office Department and Postal Service by freight, express, or motor transportation, and other incidental expenses (<i>act Jan. 22, 1925, vol. 43, pp. 783-784</i>).....</p>				425,000.00	450,000.00
	Estimated expenditures, 1927 appropriation	Estimated expenditures, 1926 appropriation	Expended and obligated, 1925		
07 Transportation of things (service).....	\$425,000.00	\$425,000.00	\$398,823.82		

Estimates of appropriations required for the service of the fiscal year ending June 30, 1927—Continued

General object (title of appropriation), date of acts, references to Statutes at Large, or to Revised Statutes, and estimated amount required for each detailed object				Total amount to be appropriated under each head of appropriation	Amount appropriated for the fiscal year ending June 30, 1926
Travel Expenses, etc., Postmaster General— For travel and miscellaneous expenses in the Postal Service, office of the Postmaster General (<i>act Jan. 22, 1925, vol. 43, p. 784</i>)				\$1, 000. 00	\$1, 000. 00
	Estimated expenditures, 1927 appropriation	Estimated expenditures, 1926 appropriation	Expended and obligated, 1925		
06 Travel expenses	\$1, 000. 00	\$1, 000. 00	\$237. 33		
Personal or Property Damage Claims— To enable the Postmaster General to pay claims for damages to persons or property in accordance with the provisions of the deficiency appropriation act approved June 16, 1921 (<i>acts June 16, 1921, vol. 42, p. 63; Jan. 22, 1925, vol. 43, p. 784</i>)				10, 000. 00	10, 000. 00
	Estimated expenditures, 1927 appropriation	Estimated expenditures, 1926 appropriation	Expended and obligated, 1925		
35 Refunds, awards, and indemnities	\$10, 000. 00	\$10, 000. 00	\$17, 029. 18		
Losses by Fire, Burglary, etc.— Indefinite appropriation to enable the Postmaster General to pay to postmasters or credit them with the amount ascertained to have been lost or destroyed through burglary, fire, or other unavoidable casualty resulting from no fault or negligence on the part of such postmasters (<i>acts Jan. 21, 1914, vol. 38, p. 279; May 18, 1916, vol. 39, p. 163; July 2, 1918, vol. 40, p. 754</i>)				50, 000. 00	40, 000. 00
	Estimated expenditures, 1927 appropriation	Estimated expenditures, 1926 appropriation	Expended and obligated, 1925		
53 Refunds, awards, and indemnities	\$50, 000. 00	\$50, 000. 00	\$54, 856. 89		
OFFICE OF CHIEF INSPECTOR					
Post Office Inspectors, Salaries— For salaries of fifteen inspectors in charge of divisions, at [\$4,200] \$4,500 each; and five hundred and twenty inspectors, [\$1,712,000] \$1,885,400; in all, [\$1,775,000] \$1,952,900: <i>Provided, That the appointment of additional inspectors shall be made upon certification of the Civil Service Commission, as heretofore practiced (R. S., 4017; acts June 11, 1880, vol. 21, p. 177; Mar. 3, 1891, vol. 26, p. 1079; June 2, 1900, vol. 31, p. 260; June 5, 1920, vol. 41, p. 1052; Jan. 22, 1925, vol. 43, p. 784; Feb. 28, 1925, vol. 43, p. 1055)</i>				1, 952, 900. 00	1, 775, 000. 00
	Estimated expenditures, 1927 appropriation	Estimated expenditures, 1926 appropriation	Expended and obligated, 1925		
01 Personal services	\$1, 952, 900. 00	\$1, 943, 900. 00	\$1, 778, 677. 80		
Annual salary:	Number of employees July 1, 1926	Number of employees July 1, 1925	Number of employees June 30, 1925	Number of employees July 1, 1924	
\$4,500		15	15	15	
\$4,200					
\$4,000		188	140		
\$3,800		147	146		
\$3,700					104
\$3,500		49	75		167
\$3,200		16	11		70
\$3,000		58	57		
\$2,900					38
\$2,800		77	86		
\$2,700					16
\$2,500					59
\$2,300					58
Total	535	530	530	527	

Estimates of appropriations required for the service of the fiscal year ending June 30, 1927—Continued

General object (title of appropriation), date of acts, references to Statutes at Large, or to Revised Statutes, and estimated amount required for each detailed object				Total amount to be appropriated under each head of appropriation	Amount appropriated for the fiscal year ending June 30, 1926
Post Office Inspectors, Traveling Expenses— For traveling expenses of inspectors, inspectors in charge, and the chief post-office inspectors, and for the traveling expenses of four clerks performing stenographic and clerical assistance to post-office inspectors in the investigation of important fraud cases, and for tests, exhibits, documents, photographs, office and other necessary expenses incurred by post-office inspectors in connection with their official investigations (R. S., 4017; acts June 11, 1880, vol. 21, p. 177; Apr. 25, 1904, vol. 33, p. 441; Aug. 24, 1912, vol. 37, p. 540; June 5, 1920, vol. 41, p. 1052; Jan. 22, 1925, vol. 43, p. 784) -----				\$440,000.00	\$445,000.00
		Estimated expenditures, 1927 appropriation	Estimated expenditures, 1926 appropriation	Expended and obligated, 1925	
06 Travel expenses.....		\$437,000.00	\$442,000.00	\$435,843.98	
13 Special and miscellaneous current expenses.....		3,000.00	3,000.00	3,000.00	
Total.....		440,000.00	445,000.00	438,843.98	
Post Office Inspectors, Miscellaneous Expenses, Division Headquarters— For necessary miscellaneous expenses at division headquarters (act Jan. 22, 1925, vol. 43, p. 784) -----				14,000.00	13,500.00
		Estimated expenditures, 1927 appropriation	Estimated expenditures, 1926 appropriation	Expended and obligated, 1925	
Communication service:					
0500 Telegraph service.....		\$6,000.00	\$6,000.00	\$6,031.53	
0510 Telephone service.....		7,000.00	7,000.00	6,630.94	
05 Total communication service.....		13,000.00	13,000.00	12,662.47	
13 Special and miscellaneous current expenses.....		1,000.00	1,000.00	1,058.66	
Total.....		14,000.00	14,000.00	13,721.13	
Post Office Inspectors, Clerks, Division Headquarters— For compensation of one hundred and fifteen clerks at division headquarters (acts June 5, 1920, vol. 41, p. 1051; Jan. 22, 1925, vol. 43, p. 784; Feb. 28, 1925, vol. 43, p. 1055) -----				288,500.00	252,060.00
		Estimated expenditures, 1927 appropriation	Estimated expenditures, 1926 appropriation	Expended and obligated, 1925	
01 Personal services.....		\$288,500.00	\$289,375.00	\$263,361.16	
Annual salary:	Number of employees July 1, 1926	Number of employees July 1, 1925	Number of employees June 30, 1925	Number of employees July 1, 1924	
\$3,000.....		15	15	15	
\$2,600.....		26	12		
\$2,450.....		55	68		
\$2,300.....		3	4		13
\$2,150.....		8	7		49
\$2,000.....		4	4		22
\$1,900.....		4	5		
\$1,850.....					2
\$1,700.....					7
\$1,600.....					6
Total.....	115	115	116	114	
Payment of Rewards— For payment of rewards for the detection, arrest, and conviction of post-office burglars, robbers, and highway mail robbers, [\$30,000] \$35,000: <i>Provided</i> , That rewards may be paid, in the discretion of the Postmaster General, when an offender of the class mentioned was killed in the act of committing the crime or in resisting lawful arrest: <i>Provided further</i> , That no part of this sum shall be used to pay any rewards at rates in excess of those specified in Post Office Department Order 7708, dated July 1, 1922: <i>Provided further</i> , That of the amount herein appropriated not to exceed [\$5,000] \$7,500 may be expended, in the discretion of the Postmaster General, for the purpose of securing information concerning violations of the postal laws and for services and information looking toward the apprehension of criminals (act Jan. 22, 1925, vol. 43, p. 784) -----				35,000.00	30,000.00

Estimates of appropriations required for the service of the fiscal year ending June 30, 1927—Continued

General object (title of appropriation), date of acts, references to Statutes at Large, or to Revised Statutes, and estimated amount required for each detailed object				Total amount to be appropriated under each head of appropriation	Amount appropriated for the fiscal year ending June 30, 1926
<i>Payment of Rewards—Continued.</i>					
	Estimated expenditures, 1927 appropriation	Estimated expenditures, 1926 appropriation	Expended and obligated, 1926		
53 Refunds, awards, and indemnities.....	\$35,000.00	\$40,843.92	\$40,843.92		
Total.....				\$3,226,900.00	\$3,028,060.00
OFFICE OF THE FIRST ASSISTANT POSTMASTER GENERAL					
<i>Compensation to Postmasters—</i>					
For compensation to postmasters (<i>R. S.</i> , 8829-3330; <i>acts June 5, 1920, vol. 41, p. 1045; July 21, 1921, vol. 42, p. 144; Jan. 22, 1925, vol. 43, p. 784; Feb. 28, 1925, vol. 43, pp. 1053-1054</i>).....				51,250,000.00	46,600,000.00
	Estimated expenditures, 1927 appropriation	Estimated expenditures, 1926 appropriation	Expended and obligated, 1926		
01 Personal services.....	\$51,250,000	\$49,836,722	\$47,750,000		
Annual salary:	Number of employees July 1, 1926	Number of employees July 1, 1925	Number of employees June 30, 1925	Number of employees July 1, 1924	
\$1,000.....				546	
\$1,100.....		734	741	510	
\$1,200.....		503	571	980	
\$1,300.....		1,016	1,016	896	
\$1,400.....		870	915	1,135	
\$1,500.....		1,124	1,145	930	
\$1,600.....		998	933	839	
\$1,700.....		799	840	1,036	
\$1,800.....		1,065	1,035	1,092	
\$1,900.....		1,078	1,090	947	
\$2,000.....		968	948	798	
\$2,100.....		783	797	614	
\$2,200.....		631	614	422	
\$2,300.....		413	423	705	
\$2,400.....		1,226	1,182	477	
\$2,500.....		517	527	528	
\$2,600.....		388	374	374	
\$2,700.....		340	327	327	
\$2,800.....		301	288	288	
\$2,900.....		248	236	235	
\$3,000.....		181	165	165	
\$3,200.....		181	176	176	
\$3,300.....		125	114	113	
\$3,400.....		129	130	130	
\$3,500.....		72	70	69	
\$3,600.....		103	96	97	
\$3,700.....		68	69	69	
\$3,800.....		69	57	57	
\$3,900.....		38	40	40	
\$4,000.....		28	32	32	
\$4,200.....		49	40	40	
\$4,500.....		18	19	19	
\$5,000.....		18	19	19	
\$6,000.....		76	73	73	
\$8,000.....		12	10	10	
Total presidential postmasters.....	16,069	15,199	15,112	14,788	
Fourth-class postmasters.....	34,805	35,705	35,759	36,478	
Total.....	50,904	50,904	50,871	51,266	
<i>Compensation to Assistant Postmasters—</i>					
For compensation to assistant postmasters at first and second class post offices (<i>acts June 5, 1920, vol. 41, p. 1047; July 21, 1921, vol. 42, p. 145; Jan. 22, 1925, vol. 43, p. 784; Feb. 28, 1925, vol. 43, p. 1056</i>).....				7,150,000.00	6,000,000.00

General object (title of appropriation), date of acts, references to Statutes at Large, or to Revised Statutes, and estimated amount required for each detailed object

Total amount to be appropriated under each head of appropriation

Amount appropriated for
the fiscal year ending
June 30, 1926

		Estimated expenditures, 1927 appropriation	Estimated expenditures, 1926 appropriation	Expended and obligated, 1925
01 Personal services.....		\$7,150,000	\$7,000,000	\$6,390,000
Annual salary:	<i>Number of employees July 1, 1926</i>	<i>Number of employees July 1, 1925</i>	<i>Number of employees June 30, 1925</i>	<i>Number of employees July 1, 1924</i>
\$1,850.....				247
\$1,900.....				349
\$1,950.....				307
\$2,000.....				277
\$2,050.....				272
\$2,100.....				222
\$2,150.....				150
\$2,200.....		505	559	395
\$2,300.....		585	588	71
\$2,400.....		510	506	95
\$2,500.....		182	154	63
\$2,600.....		416	412	61
\$2,700.....		171	163	42
\$2,800.....		66	64	33
\$2,900.....		73	60	38
\$3,000.....		37	40	16
\$3,100.....		29	32	
\$3,200.....		50	42	21
\$3,300.....		17	18	
\$3,400.....		1		25
\$3,500.....		19	20	
\$3,600.....				25
\$3,700.....		29	25	7
\$3,800.....				9
\$3,900.....		26	26	
\$4,000.....		8	7	6
\$4,100.....		9	9	
\$4,200.....		5	6	5
\$4,500.....		5		3
\$4,600.....		5	4	2
\$4,700.....		4	3	
\$4,800.....		6	4	
\$4,900.....		2	2	
Total.....	2,780	2,754	2,743	2,741

[For compensation to printers, mechanics, and skilled laborers]

\$100,000.00

For compensation to clerks and employees at first and second class post offices, including auxiliary clerk hire at summer and winter post offices, and printers, mechanics, and skilled laborers (acts June 13, 1898, vol. 30, p. 441; June 2, 1900, vol. 31, p. 256; Mar. 2, 1907, vol. 84, pp. 1206-1211; June 5, 1920, vol. 41, pp. 1049-1050; Mar. 1, 1921, vol. 41, pp. 1151-1152; July 21, 1921, vol. 42, p. 144; Jan. 22, 1925, vol. 43, p. 784; Feb. 28, 1925, vol. 43, pp. 1056-1065).

\$163, 650, 000. 00

130,000,000.00

		Estimated expenditures, 1927 appropriation	Estimated expenditures, 1928 appropriation	Expended and obligated, 1928
01 Personal services-----		\$163, 650, 000	\$152, 800, 000	\$136, 280, 000
Annual salary:	Number of employees July 1, 1928	Number of employees July 1, 1928	Number of employees June 30, 1928	Number of employees July 1, 1928
\$1,400-----				5, 134
\$1,500-----				4, 719
\$1,600-----				4, 894
\$1,700-----				6, 905
\$1,800-----		2, 982	3, 743	28, 760
\$1,900-----		5, 606	5, 604	1, 344
\$2,000-----		4, 453	4, 133	7, 037
\$2,100-----		4, 506	5, 615	1, 232
\$2,200-----		33, 782	32, 377	1, 405
\$2,300-----		839	676	841
\$2,400-----		7, 590	7, 481	185
\$2,500-----		641	543	380
\$2,600-----		1, 619	1, 564	204
\$2,700-----		1, 416	1, 359	108
\$2,800-----		569	515	261
\$2,900-----		425	402	17
\$3,000-----		231	235	130
\$3,100-----		117	115	2
\$3,200-----		265	241	99
\$3,300-----		32	36	10
\$3,400-----		106	107	45
		41	40	

Estimates of appropriations required for the service of the fiscal year ending June 30, 1927--Continued

General object (title of appropriation), date of acts, references to Statutes at Large, or to Revised Statutes, and estimated amount required for each detailed object					Total amount to be appropriated under each head of appropriation	Amount appropriated for the fiscal year ending June 30, 1926
<i>Clerks, First and Second Class Post Offices--Continued.</i>						
		Estimated expenditures, 1927 appropriation	Estimated expenditures, 1926 appropriation	Expended and obligated, 1925		
Annual salary--Continued.	Number of employees July 1, 1926	Number of employees July 1, 1925	Number of employees June 30, 1925	Number of employees July 1, 1924		
\$3,500.....		1 08	96	22		
\$3,600.....		21	19	31		
\$3,700.....		43	40	5		
\$3,800.....		30	30	19		
\$3,900.....		31	29			
\$4,000.....		8	8	11		
\$4,100.....		22	17			
\$4,200.....				3		
\$4,300.....		12	12			
\$4,400.....				4		
\$4,500.....		6	4			
\$4,700.....		4	4			
Total regular employees.....	67,970	65,605	65,125	63,798		
Auxiliary and substitute service, average number.....	6,914	6,914	6,540	7,050		
Overtime service, average number.....	800	700	550	688		
Total.....	75,684	73,219	72,215	71,516		
<i>Watchmen, Messengers, and Laborers--</i>						
For compensation to watchmen, messengers, [and] laborers and substitutes (acts June 5, 1920, vol. 41, p. 1050; Jan. 22, 1925, vol. 43, p. 784; Feb. 28, 1925, vol. 43, p. 1060).....					\$7,884,600.00	\$6,200,000.00
		Estimated expenditures, 1927 appropriation	Estimated expenditures, 1926 appropriation	Expended and obligated, 1925		
01 Personal services.....		\$7,884,600	\$6,900,000	\$6,060,000		
Annual salary:	Number of employees July 1, 1926	Number of employees July 1, 1925	Number of employees June 30, 1925	Number of employees July 1, 1924		
\$1,350.....				1,228		
\$1,450.....				2,714		
\$1,500.....		989	1,086			
\$1,600.....		3,114	2,976			
Total regular employees.....	4,110	4,103	4,062	2,942		
Substitute, overtime, and vacation, average number.....	405					
Total.....	4,515	4,103	4,062	2,942		
<i>Clerks, Contract Stations--</i>						
For compensation to clerks in charge of contract stations (acts May 18, 1916, vol. 39, p. 163; Jan. 22, 1925, vol. 43, p. 784).....					1,734,000.00	1,575,000.00
		Estimated expenditures, 1927 appropriation	Estimated expenditures, 1926 appropriation	Expended and obligated, 1925		
01 Personal services.....		\$1,734,000	\$1,575,000	\$1,459,675		
	Number of employees July 1, 1926	Number of employees July 1, 1925	Number of employees July 1, 1924			
	5,500	5,389	5,271			
<i>Separating Mails--</i>						
For separating mails at third and fourth class post offices (R. S., 3859; act Jan. 22, 1925, vol. 43, p. 784).....					700,000.00	750,000.00
		Estimated expenditures, 1927 appropriation	Estimated expenditures, 1926 appropriation	Expended and obligated, 1925		
01 Personal services.....		\$700,000	\$700,000	\$695,000		

Estimates of appropriations required for the service of the fiscal year ending June 30, 1927—Continued

General object (title of appropriation), date of acts, references to Statutes at Large, or to Revised Statutes, and estimated amount required for each detailed object				Total amount to be appropriated under each head of appropriation	Amount appropriated for the fiscal year ending June 30, 1926
Unusual Conditions at Post Offices— For unusual conditions at post offices (<i>R. S.</i> , 3863; act Jan. 22, 1925, vol. 43, p. 784)-----				\$100,000.00	\$150,000.00
	Estimated expenditures, 1927 appropriation	Estimated expenditures, 1926 appropriation	Expended and obligated, 1925		
01 Personal services-----	\$100,000	\$100,000	\$115,000		
Clerks, Third-Class Post Offices— For allowances to third-class post offices to cover the cost of clerical services (acts Mar. 4, 1913, vol. 37, p. 794; Feb. 28, 1919, vol. 40, pp. 1190-1194; June 5, 1920, vol. 41, p. 1052; Jan. 22, 1925, vol. 43, p. 784; Feb. 28, 1925, vol. 43, p. 1054)-----				8,650,000.00	4,650,000.00
	Estimated expenditures, 1927 appropriation	Estimated expenditures, 1926 appropriation	Expended and obligated, 1925		
01 Personal services-----	\$8,650,000	\$8,600,000	\$6,289,500		
Rent, Light, and Fuel— For rent, light, and fuel for first, second, and third class post offices (<i>R. S.</i> , 3860; acts July 24, 1888, vol. 25, p. 346; Jan. 22, 1925, vol. 43, p. 784)-----				16,450,000.00	15,175,000.00
	Estimated expenditures, 1927 appropriation	Estimated expenditures, 1926 appropriation	Expended and obligated, 1925		
10 Furnishing of heat, light, power, water, and electricity-----	\$3,299,000	\$3,000,000	\$2,800,000		
11 Rents-----	13,151,000	12,000,000	11,200,000		
Total-----	16,450,000	15,000,000	14,000,000		
Miscellaneous Items, First and Second Class Post Offices— For miscellaneous items necessary and incidental to post offices of the first and second classes (act Jan. 22, 1925, vol. 43, p. 784)-----				1,602,000.00	975,000.00
	Estimated expenditures, 1927 appropriation	Estimated expenditures, 1926 appropriation	Expended and obligated, 1925		
01 Personal services-----	\$1,172,000	\$997,803	\$551,800		
0210 Medical and hospital supplies-----	7,600				
Communication service:					
0500 Telegraph service-----	2,500	2,500	2,500		
0510 Telephone service-----	368,900	329,500	319,500		
05 Total communication service-----	371,400	332,000	322,000		
Travel expenses:					
0610 Local transportation (street car, taxi, hack, etc.)-----	(1)	25,000	25,000		
06 Travel expenses-----	2,200	2,200	2,200		
06 Total travel expenses-----	2,200	27,200	27,200		
07 Transportation of things (service)-----	5,000	4,500	4,500		
08 Printing, engraving, lithographing, binding, photographing, and typewriting (service)-----	9,000	9,000	8,500		
10 Furnishing of heat, light, power, water, and electricity-----	17,800	15,800	15,000		
11 Rents-----	4,000	4,000	4,000		
13 Special and miscellaneous current expenses-----	13,000	13,000	12,000		
Total-----	1,602,000	1,403,303	945,000		

¹This item has been included in the estimate for car fare and bicycle allowance for 1927.

Estimates of appropriations required for the service of the fiscal year ending June 30, 1927—Continued

General object (title of appropriation), date of acts, references to Statutes at Large, or to Revised Statutes, and estimated amount required for each detailed object					Total amount to be appropriated under each head of appropriation	Amount appropriated for the fiscal year ending June 30, 1926
Village Delivery Service— For village delivery service in towns and villages having post offices of the second or third class, and in communities adjacent to cities having city delivery (acts Aug. 24, 1912, vol. 37, p. 559; Jan. 22, 1925, vol. 43, p. 784; Feb. 28, 1925, vol. 43, p. 1064)					\$1, 980, 000. 00	\$1, 700, 000. 00
		Estimated expenditures, 1927 appropriation	Estimated expenditures, 1926 appropriation	Expended and obligated, 1925		
01 Personal services.....		\$1, 980, 000	\$1, 800, 000	\$1, 600, 000		
Annual salary:	Number of employees July 1, 1926	Number of employees July 1, 1925	Number of employees June 30, 1925	Number of employees July 1, 1924		
\$500.....				1		
\$550.....				4		
\$600.....				24		
\$675.....		19	19			
\$1,000.....				322		
\$1,100.....				149		
\$1,150.....		237	258			
\$1,200.....				720		
\$1,250.....		188	179			
\$1,350.....		732	708			
Total regular employees.....	1, 376	1, 176	1, 164	1, 220		
Auxiliary, vacation, and sick leave, average number.....	131	70	70	70		
Total.....	1, 507	1, 246	1, 234	1, 290		
Detroit River Postal Service— For Detroit River postal service (acts July 28, 1915, vol. 39, p. 417; Jan. 22, 1925, vol. 43, p. 784)					18, 000. 00	18, 000. 00
		Estimated expenditures, 1927 appropriation	Estimated expenditures, 1926 appropriation	Expended and obligated, 1925		
07 Transportation of things (service).....		\$18, 000	\$18, 000	\$18, 000		
Car Fare and Bicycle Allowance— For car fare and bicycle allowance, including special delivery car fare (act Jan. 22, 1925, vol. 43, p. 785)					1, 175, 000. 00	1, 000, 000. 00
		Estimated expenditures, 1927 appropriation	Estimated expenditures, 1926 appropriation	Expended and obligated, 1925		
06 Transportation of things (service).....		\$1, 175, 000	\$1, 075, 000	\$1, 000, 000		
City Delivery Carriers— For pay of letter carriers, City Delivery Service (acts Mar. 2, 1907, vol. 34, p. 1206; June 5, 1920, vol. 41, pp. 1049-1050; Mar. 1, 1921, vol. 41, pp. 1151-1152; Jan. 22, 1925, vol. 43, p. 785; Feb. 28, 1925, vol. 43, pp. 1059-1065)					116, 600, 000. 00	92, 000, 000. 00
		Estimated expenditures, 1927 appropriation	Estimated expenditures, 1926 appropriation	Expended and obligated, 1925		
01 Personal services.....		\$116, 600, 000	\$108, 950, 000	\$96, 200, 000		
Annual salary:	Number of employees July 1, 1926	Number of employees July 1, 1925	Number of employees June 30, 1925	Number of employees July 1, 1924		
\$1,400.....				1, 679		
\$1,500.....				2, 323		
\$1,600.....				3, 069		
\$1,700.....		1, 158	1, 352	4, 331		
\$1,800.....		2, 933	3, 249	33, 086		
\$1,900.....		2, 954	2, 793			
\$2,000.....		3, 428	3, 948			
\$2,100.....		36, 043	34, 903	6		
\$2,400.....		6	6			
Total regular employees.....	48, 811	46, 528	46, 251	44, 494		
Auxiliary and substitute service, average number.....	6, 725	6, 594	6, 147	6, 300		
Overtime service, average number.....	626	560	470	508		
Total.....	56, 161	53, 682	52, 868	51, 371		

Estimates of appropriations required for the service of the fiscal year ending June 30, 1927—Continued

General object (title of appropriation), date of acts, references to Statutes at Large, or to Revised Statutes, and estimated amount required for each detailed object				Total amount to be appropriated under each head of appropriation	Amount appropriated for the fiscal year ending June 30, 1926
Special Delivery Fees— For fees to special-delivery messengers (<i>acts Mar. 3, 1885, vol. 23, p. 333; Mar. 3, 1903, vol. 32, p. 1175; Jan. 22, 1925, vol. 43, p. 785; Feb. 28, 1925, vol. 43, p. 1069</i>)-----				\$8, 600, 000. 00	\$7, 600, 000. 00
	Estimated expenditures, 1927 appropriation	Estimated expenditures, 1926 appropriation	Expended and obligated, 1925		
01 Personal services-----	\$3, 600, 000	\$3, 244, 000	\$7, 140, 000		
Pneumatic Tube Service— For the transmission of mail by pneumatic tubes or other similar devices in the city of New York, including the Borough of Brooklyn of the city of New York, including power, labor, and all other operating expenses (<i>acts June 19, 1922, vol. 42, p. 661; Jan. 22, 1925, vol. 43, p. 785</i>)-----				526, 373. 00	526, 373. 00
	Estimated expenditures, 1927 appropriation	Estimated expenditures, 1926 appropriation	Expended and obligated, 1925		
07 Transportation of things (service)-----	\$526, 373. 00	\$526, 373. 00	\$524, 963. 33		
Vehicle Service— For vehicle allowance, the hiring of drivers, the rental of vehicles, and the purchase and exchange and maintenance, including stable and garage facilities, of wagons or automobiles for, and the operation of, screen-wagon and city delivery and collection service, [\$15,400,000] \$17,394.537: <i>Provided, That the Postmaster General may, in his disbursement of this appropriation, apply a part thereof to the leasing of quarters for the housing of Government-owned automobiles at a reasonable annual rental for a term not exceeding ten years: Provided further, That this appropriation is available for the maintenance of the Government-owned post office garage at Washington, D. C., including such changes and additions to the mechanical equipment as, in the opinion of the Postmaster General, may be necessary (R. S., 3965-3975; acts Mar. 9, 1914, vol. 38, pp. 299-300; Jan. 22, 1925, vol. 43, p. 785; Feb. 28, 1925, vol. 43, pp. 1060-1061)</i> -----				17, 394, 537. 00	15, 400, 000. 00
	Estimated expenditures, 1927 appropriation	Estimated expenditures, 1926 appropriation	Expended and obligated, 1925		
	<i>Average—</i> No. Salary	<i>Average—</i> No. Salary	<i>Average—</i> No. Salary		
Superintendents-----	61 \$2, 830	60 \$2, 830	59 \$2, 830		
Assistant superintendents-----	4 2, 625	4 2, 625	4 2, 625		
Chiefs of records-----	46 2, 412	44 2, 412	42 2, 412		
Chiefs of supplies-----	34 2, 254	30 2, 254	26 2, 254		
Chief dispatchers-----	14 2, 340	12 2, 340	10 2, 340		
Route supervisors-----	20 2, 461	19 2, 461	18 2, 461		
Dispatchers-----	119 2, 140	114 2, 140	109 2, 140		
Chief mechanics-----	41 2, 581	39 2, 581	37 2, 581		
Mechanics in charge-----	54 2, 277	49 2, 277	44 2, 277		
Special mechanics-----	461 2, 262	451 2, 262	441 2, 262		
General mechanics-----	468 2, 053	453 2, 053	438 2, 053		
Special clerks-----	54 2, 257	50 2, 257	46 2, 257		
Clerks-----	103 2, 054	95 2, 054	87 2, 054		
Mechanic's helpers-----	120 1, 600	115 1, 600	110 1, 600		
Driver-mechanics-----	1, 812 1, 894	1, 787 1, 894	1, 762 1, 894		
Garagemen-drivers-----	557 1, 640	545 1, 590	533 1, 550		
Employment of temporary personnel-----	636 997, 248	636 997, 248	636 977, 248		
Total number of employees-----	4, 604	4, 503	4, 402		
01 Total personal services-----	8, 641, 087	8, 419, 537	7, 743, 450		
Supplies and materials:					
0230 Fuel-----	1, 636, 750	1, 552, 500	1, 319, 235		
0240 Wearing apparel and sewing supplies-----					
0280 Sundry supplies-----	197, 000	186, 000	175, 809		
0290 Materials-----	38, 000	34, 000	26, 111		
02 Total supplies and materials-----	1, 871, 750	1, 772, 500	1, 497, 842		
05 Communication service-----	22, 000	21, 000	20, 204		
06 Travel expenses-----	5, 700	5, 500	5, 319		
07 Transportation of things-----	4, 023, 000	3, 932, 000	3, 851, 027		
10 Furnishing of heat, light, power, water, and electricity-----	108, 000	102, 000	94, 719		
11 Rents-----	1, 065, 000	1, 025, 000	987, 871		
12 Repairs and alterations-----	1, 580, 000	1, 540, 000	1, 492, 106		
13 Special and miscellaneous current expenses-----	14, 000	12, 000	10, 287		
30 Equipment-----	64, 000	62, 328	61, 554		
Total-----	17, 394, 537	16, 891, 866	15, 786, 692		

Estimates of appropriations required for the service of the fiscal year ending June 30, 1927—Continued

General object (title of appropriation), date of acts, references to Statutes at Large, or to Revised Statutes, and estimated amount required for each detailed object				Total amount to be appropriated under each head of appropriation	Amount appropriated for the fiscal year ending June 30, 1926
Travel Expenses, etc., First Assistant Postmaster General— For travel and miscellaneous expenses in the Postal Service, office of the First Assistant Postmaster General (<i>R. S., 4019; act Jan. 22, 1925, vol. 43, p. 785</i>)-----				\$1, 000. 00	\$1, 000. 00
	Estimated expenditures, 1927 appropriation	Estimated expenditures, 1926 appropriation	Expended and obligated, 1925		
06 Travel expenses-----	\$1, 000. 00	\$500. 00	\$21. 50		
Total -----				405, 465, 510. 00	330, 420, 373. 00
OFFICE OF THE SECOND ASSISTANT POSTMASTER GENERAL					
Star Route Service, Alaska— For inland transportation by star routes in Alaska, \$170,000 [<i>Provided, That out of this appropriation the Postmaster General is authorized to provide difficult or emergency mail service in Alaska, including the establishment and equipment of relay stations, in such manner as he may think advisable, without advertising therefor</i>] (<i>R. S., 3975; acts Jan. 22, 1925, vol. 43, p. 785; Feb. 21, 1925, vol. 43, p. 960</i>)-----				170, 000. 00	170, 000. 00
	Estimated expenditures, 1927 appropriation	Estimated expenditures, 1926 appropriation	Expended and obligated, 1925		
07 Transportation of things (service)-----	\$170, 000	\$156, 085	\$148, 653		
Power Boat Service— For inland transportation by steamboat or other power-boat routes, including ship, steamboat, and way letters (<i>R. S., 3978; acts May 17, 1878, vol. 20, p. 62; Mar. 3, 1885, vol. 23, p. 386; July 2, 1918, vol. 40, p. 747; Jan. 22, 1925, vol. 43, p. 785</i>)-----				1, 550, 000. 00	1, 550, 000. 00
	Estimated expenditures, 1927 appropriation	Estimated expenditures, 1926 appropriation	Expended and obligated, 1925		
07 Transportation of things (service)-----	\$1, 550, 000	\$1, 498, 490	\$1, 474, 354		
Railroad Transportation and Mail Messenger Service— For inland transportation by railroad routes and for mail messenger service, [\$112,250,000] \$115,000,000: <i>Provided, That not to exceed \$1,500,000 of this appropriation may be expended for pay of freight and incidental charges for the transportation of mails conveyed under special arrangement in freight trains or otherwise: [And] provided further, That separate accounts be kept of the amount expended for mail messenger service: And provided further, That there may be expended from this appropriation for clerical and other assistance in the District of Columbia not exceeding the sum of \$134,172 to carry out the provisions of section 5 of the act of July 28, 1916 (the space basis act), and not exceeding the sum of \$33,000 to carry out the provisions of section 214 of the act of February 28, 1925 (cost ascertainment) (acts July 12, 1876, vol. 19, p. 79; June 17, 1878, vol. 20, p. 142; Mar. 3, 1887, vol. 24, p. 492; Mar. 2, 1907, vol. 34, p. 1212; May 12, 1910, vol. 36, p. 362; July 28, 1916, vol. 29, pp. 418-425; July 2, 1918, vol. 40, p. 747; Jan. 22, 1925, vol. 43, p. 785; Feb. 28, 1925, vol. 43, p. 1069)</i> -----				115, 000, 000. 00	112, 250, 000. 00

Estimates of appropriations required for the service of the fiscal year ending June 30, 1927—Continued

General object (title of appropriation), date of acts, references to Statutes at Large, or to Revised Statutes, and estimated amount required for each detailed object

Total amount to be appropriated under each head of appropriation

Amount appropriated for the fiscal year ending June 30, 1926

Railroad Transportation and Mail Messenger Service—Continued.

	Estimated expenditures, 1927 appropriation		Estimated expenditures, 1926 appropriation		Expended and obligated, 1925	
	Average—		Average—		Average—	
	No.	Salary	No.	Salary	No.	Salary
Special Assistant to Attorney General.....	1	\$7,500			1 ¹ / ₂	\$4,500
Assistant to Director of Service Relations.....					1 ¹ / ₂	4,116
Superintendent.....	1	4,000	1	4,000	1	4,250
Accountant.....	1	4,800	1	4,800	2 ¹ / ₂	3,256
Special assistant to Second Assistant Postmaster General.....			1 ¹ / ₂	3,450	1 ¹ / ₂	3,300
Special investigators.....			1 ¹ / ₂	3,600	1	3,500
Assistant attorney.....			1 ¹ / ₂	3,500	1 ¹ / ₂	3,650
Assistant superintendents.....					1	3,108
Chief clerk and statistician.....	1	3,200	1	3,200	32 ¹ / ₄	1,785
Clerks.....	79	1,665	70	1,651	1	1,140
Messengers.....	1	1,140	1	1,140		
Total number of employees.....	84		76 ¹ / ₂		43 ¹ / ₂	
Personal services, District of Columbia.....		152,172		140,847		95,025
Temporary and auxiliary clerk hire in the field.....		117,000		117,000		
01 Total personal services.....		269,172		257,847		95,025
02 Supplies and materials.....		5,000		5,000		1,090
06 Traveling expenses.....		7,000		7,000		
07 Transportation of things (service).....		114,715,828		111,122,907		107,690,756
11 Rents.....		2,300		2,300		
12 Repairs and alterations.....		700		700		64
Total.....		115,000,000		111,395,754		107,786,935

¹ Includes \$500,000 for contract Air Mail Service.*Airplane Service between New York and San Francisco—*

For the operation and maintenance of the airplane mail service between New York, New York, and San Francisco, California, via Chicago, Illinois, and Omaha, Nebraska, and for the installation, equipment, and operation of the airplane mail service by night flying, and to enable the department to make the additional charges for both night and day service on first-class mail matter, in accordance with existing law, including necessary incidental expenses and employment of necessary personnel, **[\$2,600,000]** \$2,750,000: *Provided, That \$50,000 of this appropriation shall be available for the payment of personal services in the District of Columbia, incidental and travel expenses (acts May 10, 1918, vol. 40, p. 548; Jan. 22, 1925, vol. 48, p. 785)*

\$2, 750, 000. 00

\$2, 600, 000. 00

	Estimated expenditures, 1927 appropriation		Estimated expenditures, 1926 appropriation		Expended and obligated, 1925	
	Average—		Average—		Average—	
	No.	Salary	No.	Salary	No.	Salary
Salaries:						
General superintendent.....	1	\$5,200	1	\$5,200	1	\$5,200
Assistant general superintendent.....	1	4,200	1	4,200	1	4,200
Special assistant.....					1	4,800
Traffic manager.....					1	8,400
Chief clerks.....	2	3,000	2	3,000	1	3,000
Division superintendents.....	8	4,000	8	3,900	6	3,800
Assistant division superintendents.....	6	3,200	6	3,100	5	3,100
Field managers.....	15	2,600	15	2,400	12	2,400
Engineers.....	4	2,800	4	2,700	3	2,700
Searchlight expert.....	1	2,500	1	2,400	1	2,400
Clerks.....	10	2,100	10	2,100	9	2,100
Clerks.....	71	1,680	71	1,680	61	1,680
Wages:						
Chief mechanics.....	26	2,500	26	2,400	22	2,400
Mechanics.....	190	2,100	171	2,100	137	2,100
Mechanics.....	40	1,680	60	1,680	73	1,680
Mechanics' helpers.....	106	1,320	106	1,320	92	1,320
Chauffeurs.....	7	1,320	7	1,320	5	1,320
Laborers.....	11	1,320	11	1,320	7	1,320
Watchmen.....	25	1,320	25	1,320	20	1,320
Radio operators.....	52	2,100	52	2,100	43	2,100
Pilots.....	46	2,900	46	2,800	44	2,700
Caretakers.....	130	1,300	120	1,200	76	1,200
Electricians.....	4	2,100	4	2,100	2	2,100
Surveyor.....	1	1,800	1	1,700	1	1,700
Firemen.....	2	1,320	2	1,320	2	1,320
Steam engineer.....	1	2,000	1	2,000	1	2,000
Total number of employees.....	760		751		627	
01 Total personal services.....		\$1,550,000.00		\$1,500,000.00		\$1,234,127.56
Supplies and materials:						
0230 Fuel.....		180,000.00		180,000.00		163,580.65
0280 Sundry supplies.....		747,000.00		447,000.00		980,261.56
02 Total supplies and materials.....		927,000.00		627,000.00		1,143,862.21
05 Communication service.....		60,000.00		60,000.00		51,542.11
06 Travel expenses.....		70,000.00		70,000.00		69,687.20
10 Furnishing of heat, light, power, water, and electricity.....		90,000.00		90,000.00		86,266.05
13 Special and miscellaneous current expenses.....		3,000.00		3,000.00		2,972.80
32 Structures and parts, and nonstructural improvements to land (includes fixed equipment).....		50,000.00		250,000.00		151,907.34
Total.....		2,750,000.00		2,600,000.00		2,740,365.27

Estimates of appropriations required for the service of the fiscal year ending June 30, 1927—Continued

General object (title of appropriation), date of acts, references to Statutes at Large, or to Revised Statutes, and estimated amount required for each detailed object					Total amount to be appropriated under each head of appropriation	Amount appropriated for the fiscal year ending June 30, 1926
Railway Mail Service: Railway Mail Service, Salaries— For fifteen division superintendents, fifteen assistant division superintendents, two assistant superintendents <i>at large</i> , one assistant superintendent in charge of car construction, one hundred and twenty-one chief clerks, one hundred and twenty-one assistant chief clerks, clerks in charge of sections in the offices of division superintendents, railway postal clerks, substitute railway postal clerks, joint employees, and laborers in the Railway Mail Service (<i>acts June 17, 1878, vol. 20, p. 140; Apr. 16, 1890, vol. 26, p. 56; May 27, 1908, vol. 35, p. 413; Aug. 24, 1912, vol. 37, p. 548; Mar. 3, 1917, vol. 39, p. 1064; Feb. 28, 1919, vol. 40, p. 1194; July 29, 1919, vol. 39, p. 419; June 5, 1920, vol. 41, p. 1050; Jan. 22, 1925, vol. 43, p. 785; Feb. 28, 1925, vol. 43, pp. 1061-1065</i>)					\$55,904,121.00	\$49,500,000.00

Estimates of appropriations required for the service of the fiscal year ending June 30, 1927—Continued

General object (title of appropriation), date of acts, references to Statutes at Large, or to Revised Statutes, and estimated amount required for each detailed object				Total amount to be appropriated under each head of appropriation	Amount appropriated for the fiscal year ending June 30, 1926
Railway Mail Service, Traveling Expenses—Continued.					
	Estimated expenditures, 1927 appropriation	Estimated expenditures, 1926 appropriation	Expended and obligated, 1925		
06 Travel expenses.....	\$62,000.00	\$62,000.00	\$57,516.98		
Railway Mail Service, Miscellaneous Expenses—					
For rent, light, heat, fuel, telegraph, miscellaneous and office expenses, telephone service, and badges for railway postal clerks, and rental of space for terminal railway post offices for the distribution of mails when the furnishing of space for such distribution can not, under the Postal Laws and Regulations, properly be required of railroad companies without additional compensation, and for equipment and miscellaneous items necessary to terminal railway post offices (<i>acts Mar. 3, 1901, vol. 31, p. 1105; Apr. 4, 1911, vol. 36, p. 1336; July 2, 1918, vol. 40, p. 748; Apr. 24, 1920, vol. 41, p. 580; June 5, 1920, vol. 41, p. 1050; Jan. 22, 1925, vol. 43, p. 786</i>).....				\$1,170,000.00	\$1,222,000.00
	Estimated expenditures, 1927 appropriation	Estimated expenditures, 1926 appropriation	Expended and obligated, 1925		
Communication service:					
0500 Telegraph service.....	\$15,000.00	\$15,000.00	\$10,403.31		
0510 Telephone service.....	34,583.00	32,783.00	31,272.12		
05 Total communication service.....	49,583.00	47,783.00	41,675.43		
11 Rents.....	1,052,708.00	1,056,083.00	923,135.89		
13 Special and miscellaneous current expenses.....	13,959.00	12,807.00	9,562.51		
30 Equipment.....	53,750.00	50,900.00	63,957.14		
Total.....	1,170,000.00	1,167,573.00	1,038,330.97		
Electric and Cable Car Service—					
For electric and cable car service (<i>acts July 2, 1918, vol. 40, p. 748; Jan. 22, 1925, vol. 43, p. 786</i>).....				725,000.00	650,000.00
	Estimated expenditures, 1927 appropriation	Estimated expenditures, 1926 appropriation	Expended and obligated, 1925		
07 Transportation of things (service).....	\$725,000	\$715,913	\$619,201		
Foreign Mail Transportation—					
For transportation of foreign mails by steamship, aircraft, or otherwise, [\$8,500,000] \$8,000,000: Provided, That not to exceed \$150,000 of this sum may be expended for carrying foreign mail by aircraft: <i>Provided further,</i> That the Postmaster General shall be authorized to expend such sums as may be necessary, not to exceed [\$150,000] \$200,000, to cover the cost to the United States for maintaining sea post service on ocean steamships conveying the mails to and from the United States; and not to exceed \$3,000 for the salary of the Assistant Superintendent, Division of Foreign Mails, with headquarters at New York City: <i>Provided further,</i> That not exceeding [\$1,000] \$10,000 of this sum may be immediately available for [the representative] delegates to the [meeting of the research committee of the Universal Postal Congress in Europe] Pan American Postal Congress to be held at Mexico City to be designated from the Post Office Department by the Postmaster General, and to be expended in the discretion of the Postmaster General and accounted for on his certificate, which certificate shall be conclusive on the accounting offices of the United States (<i>R. S., 4007-4012; acts Mar. 3, 1885, vol. 23, p. 387; Mar. 3, 1891, vol. 26, p. 1081; Mar. 3, 1901, vol. 31, p. 1106; Jan. 22, 1925, vol. 43, p. 786</i>).....				8,000,000.00	8,500,000.00

Estimates of appropriations required for the service of the fiscal year ending June 30, 1927—Continued

General object (title of appropriation), date of acts, references to Statutes at Large, or to Revised Statutes, and estimated amount required for each detailed object				Total amount to be appropriated under each head of appropriation	Amount appropriated for the fiscal year ending June 30, 1926
Foreign Mail Transportation—Continued.					
	Estimated expenditures, 1927 appropriation	Estimated expenditures, 1926 appropriation	Expended and obligated, 1925		
Field service:	<i>Average—</i>	<i>Average—</i>	<i>Average—</i>		
	No. Salary	No. Salary	No. Salary		
Postal agent at Habana.....	1 \$3,500	1 \$3,500	1 \$3,500		
Assistant superintendent at New York.....	1 3,000	1 3,000	1 2,500		
Clerks in charge.....	32 2,500	32 2,500	31 2,288		
Regular clerks.....	20 2,300	20 2,300	20 2,088		
Total number of employees.....	54	54	53		
01 Total personal services.....	132,500	132,500	118,686		
03 Subsistence and support of persons (service).....	13,500	12,500	12,552		
06 Communication service.....	1,500	1,500	1,860		
06 Travel expenses.....	1,200	1,200	1,317		
07 Transportation of things.....	7,850,940	7,650,940	7,192,231		
11 Rents.....	360	360	360		
Total.....	8,000,000	7,799,000	7,327,006		
: Carried as a separate appropriation for fiscal year 1925.					
Balances Due Foreign Countries—					
For balances due foreign countries (R. S., 398; act Jan. 22, 1925, vol. 43, p. 786).....				\$1,700,000.00	\$1,500,000.00
	Estimated expenditures, 1927 appropriation	Estimated expenditures, 1926 appropriation	Expended and obligated, 1925		
07 Transportation of things (service).....	\$1,700,000	\$1,500,000	\$1,460,488		
Travel Expenses, etc., Second Assistant Postmaster General—					
For travel and miscellaneous expenses in the Postal Service, office of the Second Assistant Postmaster General (R. S., 4019; act Jan. 22, 1925, vol. 43, p. 786).....				1,000.00	1,000.00
	Estimated expenditures, 1927 appropriation	Estimated expenditures, 1926 appropriation	Expended and obligated, 1925		
06 Travel expenses.....	\$1,000.00	\$1,000.00	\$952.87		
Contract Air Mail Service—					
For the inland transportation of mail by aircraft, under contract, \$2,000,000: Provided, That \$20,000 of this appropriation shall be available for the payment for personal services in the District of Columbia, incidental and travel expenses (acts Mar. 4, 1925, vol. 43, p. 1337; Feb. 2, 1925, vol. 43, pp. 805-806) (submitted).....				2,000,000.00	
	Estimated expenditures, 1927 appropriation	Estimated expenditures, 1926 appropriation	Expended and obligated, 1925		
Salaries:	<i>Average—</i>	<i>Average—</i>	<i>Average—</i>		
	No. Salary	No. Salary	No. Salary		
Superintendent.....	1 \$3,500	1 \$3,500			
Assistant superintendent.....	1 3,400	1 3,400			
Chief clerk.....	1 3,000	1 3,000			
Clerks.....	6 1,633	9 1,644			
Total number of employees.....	9	12			
01 Total personal services.....	18,000	23,500			
06 Travel expenses.....	2,000	1,500			
07 Transportation of things (service).....	1,980,000	475,000			
Total.....	2,000,000	1,500,000			
¹ Payable from appropriation "Railroad transportation and mail messenger service" and included in schedule of expenditures for that appropriation.					
Total				192,832,121.00	180,680,000.00

Estimates of appropriations required for the service of the fiscal year ending June 30, 1927—Continued

General object (title of appropriation), date of acts, references to Statutes at Large, or to Revised Statutes, and estimated amount required for each detailed object				Total amount to be appropriated under each head of appropriation	Amount appropriated for the fiscal year ending June 30, 1926
OFFICE OF THE THIRD ASSISTANT POSTMASTER GENERAL					
Manufacture of Postage Stamps and Stamped Paper— For manufacture of adhesive postage stamps, special-delivery stamps, books of stamps, stamped envelopes, newspaper wrappers, postal cards, and for coiling of stamps (<i>R. S.</i> , 3914, 3915-3916; <i>acts</i> July 12, 1876, vol. 19, p. 79; Mar. 3, 1879, vol. 20, p. 357; Mar. 3, 1885, vol. 23, p. 387; Aug. 4, 1886, vol. 24, p. 220; Jan. 22, 1925, vol. 43, p. 786)-----				\$7, 860, 000. 00	\$8, 000, 000. 00
	Estimated expenditures, 1927 appropriation	Estimated expenditures, 1926 appropriation	Expended and obligated, 1925		
02 Supplies and materials-----	\$7, 860, 000. 00	\$8, 000, 000. 00	\$7, 788, 569. 52		
Distribution of Stamped Envelopes and Newspaper Wrappers— For pay of agent and assistants to examine and distribute stamped envelopes and newspaper wrappers, and expenses of agency (<i>acts</i> Jan. 22, 1925, vol. 43, p. 786; Feb. 28, 1925, vol. 43, p. 1059)-----				23, 350. 00	21, 000. 00
	Estimated expenditures, 1927 appropriation	Estimated expenditures, 1926 appropriation	Expended and obligated, 1925		
Annual salaries:	Number	Number	Number		
\$3,200-----	1	1	1		
\$3,000-----	1	1	1		
\$2,700-----	1	1	1		
\$2,400-----	1	1	1		
\$2,300-----	1	1	1		
\$2,000-----	4	4	2		
\$2,100-----	1	1	2		
\$1,800-----	1	1	1		
\$1,900-----	3	3	1		
\$1,700-----	1	1	1		
\$1,600-----	1	1	1		
\$1,450-----	1	1	1		
\$1,350-----	1	1	1		
Total number of employees-----	11	11	11		
01 Total personal services-----	\$23, 300. 00	\$23, 200. 00	\$21, 436. 14		
13 Special and miscellaneous current expenses-----	50. 00	100. 00	39. 55		
Total-----	\$23, 350. 00	\$23, 300. 00	\$21, 475. 69		
Indemnities, Domestic Mail— For payment of limited indemnity for the injury or loss of pieces of domestic registered matter, insured, and collect-on-delivery mail (<i>R. S.</i> , 3926; <i>acts</i> Feb. 27, 1897, vol. 29, p. 599; Apr. 21, 1902, vol. 32, p. 117; Mar. 4, 1911, vol. 36, p. 1337; Aug. 24, 1912, vol. 37, p. 558; June 7, 1924, vol. 43, p. 652; Jan. 22, 1925, vol. 43, p. 786)-----				3, 600, 000. 00	4, 000, 000. 00
	Estimated expenditures, 1927 appropriation	Estimated expenditures, 1926 appropriation	Expended and obligated, 1925		
53 Refunds, awards, and indemnities-----	\$3, 600, 000. 00	\$4, 000, 000. 00	\$3, 699, 998. 72		
Indemnities, International Mail— For payment of limited indemnity for the injury or loss of international mail in accordance with convention, treaty, or agreement stipulations (<i>R. S.</i> , 393; <i>Universal Postal Convention</i> , May 29, 1906; <i>act</i> Jan. 22, 1925, vol. 43, p. 786)-----				100, 000. 00	100, 000. 00
	Estimated expenditures, 1927 appropriation	Estimated expenditures, 1926 appropriation	Expended and obligated, 1925		
53 Refunds, awards, and indemnities-----	\$100, 000	\$100, 000	\$34, 830		

Estimates of appropriations required for the service of the fiscal year ending June 30, 1927—Continued

General object (title of appropriation), date of acts, references to Statutes at Large, or to Revised Statutes, and estimated amount required for each detailed object				Total amount to be appropriated under each head of appropriation	Amount appropriated for the fiscal year ending June 30, 1926
Travel Expenses, etc., Third Assistant Postmaster General— For travel and miscellaneous expenses in the Postal Service, office of the Third Assistant Postmaster General (<i>R. S.</i> , 4019; <i>act Jan. 22, 1925, vol. 43, p. 786</i>)				\$1, 000. 00	\$1, 000. 00
	Estimated expenditures, 1927 appropriation	Estimated expenditures, 1926 appropriation	Expended and obligated, 1925		
06 Travel expenses.....	\$1, 000. 00	\$1, 000. 00	\$897. 28		
Unpaid Money Orders More Than One Year Old— Indefinite appropriation to permit the Postmaster General to make payment of domestic money orders after one year from the last day of the month of issue of such orders out of any money in the Treasury to the credit of the Post Office Department to the extent of the moneys paid in on this account. the payments so made to be charged to an appropriation account denominated "Unpaid money orders more than one year old" (<i>acts Jan. 27, 1894, vol. 28, p. 32; June 10, 1921, vol. 42, p. 24</i>)				150, 000. 00	200, 000. 00
	Estimated expenditures, 1927 appropriation	Estimated expenditures, 1926 appropriation	Expended and obligated, 1925		
53 Refunds, awards, and indemnities.....	\$150, 000. 00	\$145, 000. 00	\$138, 041. 38		
Total.....				11, 734, 350. 00	12, 322, 000. 00
OFFICE OF THE FOURTH ASSISTANT POSTMASTER GENERAL Stationery— For stationery for the Postal Service, including the money-order and registry systems; and also for the purchase of supplies for the Postal Savings System, including rubber stamps, canceling devices, certificates, envelopes and stamps for use in evidencing deposits, and free penalty envelopes; and for the reimbursement of the Secretary of the Treasury for expenses incident to the preparation, issue, and registration of the bonds authorized by the act of June 25, 1910 (<i>act Jan. 22, 1925, vol. 43, p. 786</i>)				894, 000. 00	925, 000. 00
	Estimated expenditures, 1927 appropriation	Estimated expenditures, 1926 appropriation	Expended and obligated, 1925		
0200 Supplies and materials:					
0280 Stationery and office supplies.....	\$880, 000. 00	\$896, 100. 00	\$789, 821. 06		
0280 Sundry supplies.....	14, 000. 00	14, 000. 00	10, 794. 62		
02 Total supplies and materials.....	894, 000. 00	910, 100. 00	809, 615. 68		
Post Office Equipment and Supplies— For miscellaneous equipment and supplies, including the purchase and repair of furniture, package boxes, posts, trucks, baskets, satchels, straps, letter-box paint, baling machines, perforating machines, duplicating machines, printing presses, directories, cleaning supplies, and the manufacture, repair, and exchange of equipment, the erection and painting of letter-box equipment, and for the purchase and repair of presses and dies for use in the manufacture of letter boxes; for postmarking, rating, money-order stamps, and electrotype plates and repairs to same; metal, rubber, and combination type, dates and figures, type holders, ink pads for canceling and stamping purposes, and for the purchase, exchange, and repair of typewriting machines, envelope-opening machines, and computing machines, copying presses, numbering machines, time recorders, letter balances, scales, test weights, and miscellaneous articles purchased and furnished directly to the Postal Service; for miscellaneous expenses in the preparation and publication of post-route maps and rural-delivery maps or blue prints, including tracing for photolithographic reproduction; for other expenditures necessary and incidental to post offices of the first, second, and third classes, and offices of the fourth class having or to have rural-delivery service, and for letter boxes, [\$1,400,000] \$1,685,700 ; and the Postmaster General may authorize the sale to the public of post-route maps and rural-delivery maps or blue prints at the cost of printing and 10 per centum thereof added; of this amount \$1,500 may be expended in the purchase of atlases and geographical and technical works: <i>Provided, That [\$200,000] \$400,000 of this appropriation may be used for the purchase of equipment and furniture for post-office quarters and for no other purposes</i> (<i>act Jan. 22, 1925, vol. 43, pp. 786-787</i>)				1, 685, 700. 00	1, 400, 000. 00

Estimates of appropriations required for the service of the fiscal year ending June 30, 1927—Continued

General object (title of appropriation), date of acts, references to Statutes at Large, or to Revised Statutes, and estimated amount required for each detailed object				Total amount to be appropriated under each head of appropriation	Amount appropriated for the fiscal year ending June 30, 1926
<i>Post Office Equipment and Supplies—Continued.</i>					
	Estimated expenditures, 1927 appropriation	Estimated expenditures, 1926 appropriation	Expended and obligated, 1925		
32 Supplies and materials.....	\$130,000.00	\$125,000.00	\$109,260.22		
06 Travel expenses.....	500.00	800.00	323.89		
09 Advertising and publication of notices (service).....	200.00	200.00	226.11		
12 Repairs and alterations.....	115,000.00	120,000.00	104,804.94		
Equipment:					
3010 Furniture, furnishings, and fixtures.....	700,000.00	500,000.00	460,043.97		
3050 Other equipment.....	740,000.00	654,000.00	599,577.26		
30 Total equipment.....	1,440,000.00	1,154,000.00	1,059,621.23		
Total.....	1,685,700.00	1,400,000.00	1,274,236.39		
<i>Twine and Tying Devices—</i>					
For wrapping twine and tying devices (<i>act Jan. 22, 1925, vol. 43, p. 787</i>).....				\$480,000.00	\$470,000.00
	Estimated expenditures, 1927 appropriation	Estimated expenditures, 1926 appropriation	Expended and obligated, 1925		
02 Supplies and materials.....	\$480,000.00	\$470,000.00	\$448,573.56		
<i>Shipment of Supplies—</i>					
For defraying expenses incident to the shipment of supplies, including hardware, boxing, packing, and the pay of employees in connection therewith in the District of Columbia at the following annual rates: Storekeeper, \$2,650; foreman [\$1,800] \$2,100 ; [eleven] ten requisition fillers, at [\$1,600] \$1,800 each; one requisition filler, at \$1,600 ; two requisition fillers at \$1,200 each; [ten] nine packers at [\$1,600] \$1,800 each; one packer at \$1,600 ; two packers at \$1,200 each; and two chauffeurs at \$1,400 each; in all (<i>acts Jan. 22, 1925, vol. 43, p. 787; Feb. 23, 1925, vol. 43, p. 1064</i>).....				67,750.00	69,800.00
	Estimated expenditures, 1927 appropriation	Estimated expenditures, 1926 appropriation	Expended and obligated, 1925		
	<i>Average—</i> No. Salary	<i>Average—</i> No. Salary	<i>Average—</i> No. Salary		
Storekeeper.....	1 \$2,650	1 \$2,650	1 \$2,650		
Foreman.....	1 2,109	1 2,100	1 1,800		
Requisition fillers.....	13 1,692	13 1,692	12 1,533		
Packers.....	12 1,683	12 1,683	12 1,533		
Chauffeurs.....	2 1,400	2 1,400	2 1,400		
Total number of employees.....	29	29	28		
01 Total personal services.....	\$49,750.00	\$49,750.00	\$45,858.30		
Supplies and materials:					
0200 Stationery and office supplies.....	2,000	2,000	1,250.90		
0280 Sundry supplies.....	16,000	18,050	13,505.49		
02 Total supplies and materials.....	18,000	20,050	14,756.39		
Total.....	67,750	69,800	60,614.69		
<i>Labor-Saving Devices—</i>					
For rental, purchase, exchange, and repair of canceling machines and motors, mechanical mail-handling apparatus, and other labor-saving devices, including cost of power in rented buildings and miscellaneous expense of installation and operation of same, including salaries of five traveling mechanics and for per diem allowance of traveling mechanics while actually traveling on official business away from their homes and their official domiciles, at a rate to be fixed by the Postmaster General, not to exceed \$4 per day (<i>acts Mar. 3, 1903, vol. 32, p. 1169; Jan. 22, 1925, vol. 43, p. 787</i>).....				561,000.00	575,000.00

Estimates of appropriations required for the service of the fiscal year ending June 30, 1927—Continued

General object (title of appropriation), date of acts, references to Statutes at Large, or to Revised Statutes, and estimated amount required for each detailed object				Total amount to be appropriated under each head of appropriation	Amount appropriated for the fiscal year ending June 30, 1926
Labor-Saving Devices—Continued.					
	Estimated expenditures, 1927 appropriation	Estimated expenditures, 1926 appropriation	Expended and obligated, 1925		
	<i>Average—</i> No. Salary	<i>Average—</i> No. Salary	<i>Average—</i> No. Salary		
Traveling mechanics.....	5 \$2,480	5 \$2,480	4 \$2,400		
01 Total number of employees.....	5	5	4		
01 Total personal services.....	\$12,400.00	\$12,000.00	\$10,251.30		
06 Travel expenses.....	6,500.00	6,500.00	5,698.13		
10 Furnishing of heat, light, power, water, and electricity.....	42,000.00	42,000.00	29,526.10		
11 Rents.....	110,000.00	95,000.00	89,588.21		
12 Repairs and alterations.....	60,000.00	60,000.00	28,447.17		
30 Equipment.....	330,100.00	359,500.00	313,898.69		
Total.....	561,000.00	575,000.00	477,409.60		
Mail Bags and Equipment—					
For the purchase, manufacture, and repair of mail bags and other mail containers and attachments, mail locks, keys, chains, tools, machinery, and material necessary for same, and for incidental expenses pertaining thereto; also material, machinery, and tools necessary for the manufacture and repair in the equipment shops at Washington, District of Columbia, of such other equipment for the Postal Service as may be deemed expedient; for compensation to labor employed in the equipment shops at Washington, District of Columbia, [\$1,800,000] \$2,450,000, of which not to exceed [\$470,000] \$510,000 may be expended for personal services in the District of Columbia: <i>Provided</i> , That out of this appropriation the Postmaster General is authorized to use as much of the sum, not exceeding \$15,000, as may be deemed necessary for the purchase of material and the manufacture in the equipment shops of such small quantities of distinctive equipments as may be required by other executive departments; and for service in Alaska, Porto Rico, Philippine Islands, Hawaii, or other island possessions (<i>acts Feb. 28, 1919, vol. 40, p. 1197; Jan. 22, 1925, vol. 43, p. 787</i>)				\$2,450,000.00	\$1,800,000.00
	Estimated expenditures, 1927 appropriation	Estimated expenditures, 1926 appropriation	Expended and obligated, 1925		
	<i>Average—</i> No. Salary	<i>Average—</i> No. Salary	<i>Average—</i> No. Salary		
Salaries:					
Clerical, administrative, and fiscal service—					
Grade 11, \$3,800 to \$5,000; average, \$4,400—					
Administrative officer.....	1 \$3,800	1 \$3,800	1 \$3,800		
Grade 9, \$3,000 to \$3,600; average, \$3,300—					
Senior administrative assistant.....	1 3,000	1 3,000			
Grade 7, \$2,400 to \$3,000; average, \$2,700—					
Junior administrative assistant.....	1 2,500	1 2,500	1 2,500		
Assistant accountant and auditor.....	1 2,500	1 2,500	1 2,500		
Grade 6, \$2,100 to \$2,700; average, \$2,400—					
Principal clerk.....			1 2,500		
Grade 5, \$1,860 to \$2,400; average, \$2,111.43—					
Senior accounting and auditing assistant.....	1 2,300	1 2,300	1 2,400		
Grade 4, \$1,680 to \$2,040; average, \$1,860—					
Clerks.....	2 1,860	2 1,860	2 1,860		
Grade 3, \$1,500 to \$1,860; average, \$1,680—					
Assistant clerks.....	2 1,740	2 1,740	2 1,770		
Assistant clerk-stenographer.....	1 1,560	1 1,560			
Grade 2, \$1,320 to \$1,680; average, \$1,500—					
Junior clerks.....	2 1,530	2 1,530	3 1,480		
Junior clerk-stenographer.....			1 1,500		
Grade 1, \$1,140 to \$1,500; average, \$1,320—					
Underclerk.....	1 1,140	1 1,140			
Professional and scientific service—					
Grade 5, \$5,200 to \$5,000; average, \$5,600—					
Senior engineer.....			1 6,000		
Subprofessional service—					
Grade 7, \$2,100 to \$2,700; average, \$2,400—					
Principal engineering draftsman.....	1 2,400	1 2,400	2 2,400		
Grade 6, \$1,860 to \$2,400; average, \$2,111.43—					
Senior engineering draftsman.....			1 2,100		
Grade 5, \$1,680 to \$2,040; average, \$1,860—					
Engineering draftsman.....	1 1,860	1 1,860			
Head nurse.....	1 1,680	1 1,680	1 1,680		
Grade 4, \$1,500 to \$1,860; average, \$1,680—					
Assistant engineering draftsman.....			1 1,680		
Custodial service—					
Grade 6, \$1,500 to \$1,860; average, \$1,680—					
Mechanic.....			1 1,680		
Grade 5, \$1,320 to \$1,680; average, \$1,500—					
Junior mechanic.....			1 1,440		
Grade 4, \$1,140 to \$1,500; average, \$1,320—					
Under mechanics.....	5 1,320	5 1,320	5 1,320		

Estimates of appropriations required for the service of the fiscal year ending June 30, 1927—Continued

General object (title of appropriation), date of acts, references to Statutes at Large, or to Revised Statutes, and estimated amount required for each detailed object

Total amount to be appropriated under each head of appropriation

Amount appropriated for the fiscal year ending June 30, 1925

Mail Bags and Equipment—Continued.

	Estimated expenditures, 1927 appropriation		Estimated expenditures, 1926 appropriation		Expended and obligated, 1925	
Salaries—Continued	<i>Average—</i>		<i>Average—</i>		<i>Average—</i>	
Custodial service—Continued.	No.	Salary	No.	Salary	No.	Salary
Grade 3, \$1,020 to \$1,260; average, \$1,140—	4	\$1,155	4	\$1,155	5	\$1,164
Minor mechanics.....	32	1,178	32	1,178	31	1,178
Senior laborers.....	1	1,200	1	1,200	1	1,200
Messenger.....						
Grade 2, \$900 to \$1,140; average, \$1,020—	69	944	69	944	46	937
Subordinate mechanics.....	26	1,011	26	1,011	27	1,027
Junior laborers.....						
Clerical-mechanical service—						
Grade 4, 80 to 90 cents an hour; average, 85 cents (\$2,128.40)—	9	2,039	9	2,039	8	2,044
Foremen.....						
Grade 3, 65 to 70 cents an hour; average, 67½ cents (\$1,690.20)—	49	1,686	49	1,686	40	1,684
Principal operatives.....	1	1,728	1	1,728	1	1,728
Assistant foreman.....						
Grade 2, 55 to 60 cents an hour; average, 57½ cents (\$1,439.80)—	18	1,420	18	1,420	17	1,423
Senior operatives.....						
Grade 1, 45 to 50 cents an hour; average, 47½ cents (\$1,189.40)—	110	1,197	106	1,199	96	1,196
Junior operatives.....						
SKILLED TRADES (NOT CLASSIFIED)						
Foreman.....	1	3,130	1	3,130	1	2,817
Toolmakers.....	14	2,373	14	2,373	13	2,191
Machinists.....	11	2,219	11	2,219	11	2,120
Scale repairer.....	1	2,035	1	2,035	1	1,878
Electricians.....	2	2,329	2	2,329	2	2,254
Carpenters.....	3	2,103	3	2,103	3	1,956
Lockmaker (expert).....	1	2,429	1	2,429	1	2,254
Total classified employees.....	340	434,461	336	429,885	298	401,649.55
Total skilled trades.....	33	76,192	33	76,192	32	69,128
01 Total personal services.....	373	510,000	369	506,077	330	470,777.55
Supplies and materials:						
0295 Canvas and canvas bags.....		\$1,470,800.00		\$835,000.00		\$709,603.94
0299 Steel and zinc.....		162,572.00		127,000.00		62,282.75
0282 Castings and forgings.....		53,200.00		54,524.00		25,581.41
0246 Thread.....		31,000.00		28,800.00		27,125.24
0292 Wire.....		12,690.00		15,058.00		9,433.94
0297 Leather.....		1,875.00				
0292 Dials.....		5,520.00		11,500.00		
0295 Lacing cord.....		82,608.00		89,325.00		64,078.33
0292 Brass.....		21,892.00		24,633.00		14,692.31
0295 Rope.....		675.00		675.00		
0299 Miscellaneous.....		63,168.00		87,408.00		20,187.19
02 Total supplies and materials.....		1,926,000.00		1,273,923.00		933,085.11
30 Equipment.....		14,000.00		20,000.00		9,369.16
Total.....		2,450,000.00		1,800,000.00		1,413,231.82

*Star Route Service—*For inland transportation by star routes (excepting service in Alaska), including temporary service to newly established offices (*R. S.*, 3965, 3971, 3975; *act Jan. 22, 1925, vol. 43, p. 787*)

\$13, 100, 000. 00

\$12, 700, 000. 00

	Estimated expenditures, 1927 appropriation	Estimated expenditures, 1926 appropriation	Expended and obligated, 1925
07 Transportation of things (service).....	\$13, 100, 000. 00	\$12, 920, 000. 00	\$12, 708, 919. 53

*Rural Delivery Service—*For pay of rural carriers, auxiliary carriers, substitutes for rural carriers on annual and sick leave, clerks in charge of rural stations, and tolls and ferrriage, Rural Delivery Service, and for the incidental expenses thereof (*acts Mar. 3, 1893, vol. 27, p. 732; Apr. 21, 1902, vol. 32, p. 113; Mar. 2, 1907, vol. 34, p. 1215; July 28, 1916, vol. 39, p. 423; Apr. 24, 1920, vol. 41, p. 582; June 5, 1920, vol. 41, p. 1051; Jan. 22, 1925, vol. 43, p. 788; Feb. 28, 1925, vol. 43, pp. 1063-1064*)

104, 000, 000. 00

88, 350, 000. 00

Estimates of appropriations required for the service of the fiscal year ending June 30, 1927—Continued

General object (title of appropriation), date of acts, references to Statutes at Large, or to Revised Statutes, and estimated amount required for each detailed object					Total amount to be appropriated under each head of appropriation	Amount appropriated for the fiscal year ending June 30, 1926
<i>Rural Delivery Service—Continued.</i>						
	Number of employees July 1, 1926	Number of employees July 1, 1925	Number of employees June 30, 1925	Number of employees July 1, 1924		
Annual salary:						
\$3,270.....		1	1			
\$3,210.....		2	2			
\$3,180.....		2	2			
\$3,150.....		2	2			
\$3,120.....		1	1			
\$3,090.....		2	2			
\$3,060.....		5	5			
\$3,030.....		8	7			
\$3,000.....		15	15			
\$2,970.....		7	7			
\$2,940.....		18	17			
\$2,910.....		19	21			
\$2,880.....		31	30			
\$2,850.....		44	48			
\$2,820.....		57	57			
\$2,790.....		51	51			
\$2,760.....		66	65			
\$2,730.....		82	83			
\$2,700.....		80	83			
\$2,670.....		83	80			
\$2,640.....		114	114			
\$2,610.....		105	105			
\$2,600.....		37	40			719
\$2,580.....		25	25			
\$2,490.....		1	1			115
\$2,310.....		1	1			
\$2,280.....		1	1			
\$2,205.....		1	1			
\$2,190.....		2	1			
\$2,160.....		405	404			276
\$2,130.....		440	437			329
\$2,100.....		542	537			422
\$2,085.....		1	1			
\$2,070.....		679	677			529
\$2,055.....		3	3			
\$2,040.....		1,148	1,147			956
\$2,025.....		1	1			
\$2,010.....		1,695	1,696			1,541
\$1,995.....		3	3			
\$1,980.....		3,391	3,391			3,264
\$1,950.....		4,151	4,147			4,114
\$1,935.....		2	2			
\$1,920.....		4,930	4,934			4,862
\$1,905.....		1	1			
\$1,890.....		5,015	5,015			5,054
\$1,875.....		4	4			
\$1,860.....		5,269	5,274			5,350
\$1,845.....		3	3			
\$1,830.....		5,425	5,430			5,590
\$1,800.....		3,168	3,171			3,285
\$1,728.....		3,742	3,734			3,940
\$1,620.....		1,866	1,865			1,958
\$1,440.....		774	773			801
\$1,425.....						32
\$1,410.....						33
\$1,395.....						34
\$1,380.....						29
\$1,260.....		488	489			360
\$1,200.....						11
\$1,185.....						48
\$1,170.....						68
\$1,155.....						56
\$1,140.....						40
\$1,080.....		375	376			159
\$1,068.....						17
\$1,053.....						48
\$1,038.....						70
\$1,023.....						64
\$1,008.....		308	308			135
\$996.....		225	225			220
\$964.....		94	95			93
\$792.....		37	37			27
\$720.....		5	5			6
Total regular employees.....	45,618	45,053	45,051			44,655
Annual leave, average number.....	1,875	1,823	1,813			1,751
Sick leave, average number.....	538	509	456			1,405
Station clerks, average number.....	164	146	135			121
Total.....	48,193	47,531	47,455			46,932
		Estimated expenditures, 1927 appropriation	Estimated expenditures, 1926 appropriation	Expended and obligated, 1925		
01 Personal services.....		\$103,895,000	\$103,170,063.44	\$95,190,632.54		
07 Transportation of things (service).....		60,000	60,000.00	52,150.00		
13 Special and miscellaneous current expenses.....		45,000	45,000.00	42,334.73		
Total.....		104,000,000	103,275,063.44	95,285,117.27		

1 \$2,450 per annum

Estimates of appropriations required for the service of the fiscal year ending June 30, 1927—Continued

General object (title of appropriation), date of acts, references to Statutes at Large, or to Revised Statutes, and estimated amount required for each detailed object				Total amount to be appropriated under each head of appropriation	Amount appropriated for the fiscal year ending June 30, 1926
<i>Travel Expenses, etc., Fourth Assistant Postmaster General—</i> For travel and miscellaneous expenses in the Postal Service, office of the Fourth Assistant Postmaster General (<i>R. S., 4019, act Jan. 22, 1925, vol. 43, p. 788</i>)-----				\$1, 000. 00	\$1, 000. 00
	Estimated expenditures, 1927 appropriation	Estimated expenditures, 1926 appropriation	Expended and obligated, 1925		
06 Travel expenses-----	\$1, 000. 00	\$1, 000. 00	\$240. 31		
Total-----				123, 239, 450. 00	106, 290, 800. 00
If the revenues of the Post Office Department shall be insufficient to meet the appropriations made under Title II of this act, a sum equal to such deficiency in the revenues of such department is hereby appropriated, to be paid out of any money in the Treasury not otherwise appropriated, to supply such deficiency in the revenues of the Post Office Department for the fiscal year ending June 30, [1926] 1927, and the sum needed may be advanced to the Post Office Department upon requisition of the Postmaster General.					
Total, field service, Post Office Department-----				736, 498, 331. 00	632, 741, 233. 00
Deduct indefinite items for 1927 and 1926, not included in appropriation act-----				200, 000. 00	240, 000. 00
Net total, field service, Post Office Department-----				736, 298, 331. 00	632, 501, 233. 00
Total under Post Office Department-----				740, 077, 563. 00	636, 269, 415. 00

ESTIMATES OF APPROPRIATIONS REQUIRED FOR THE SERVICE OF THE FISCAL YEAR ENDING JUNE 30, 1927

General object (title of appropriation), date of acts, references to Statutes at Large, or to Revised Statutes, and estimated amount required for each detailed object	Total amount to be appropriated under each head of appropriation	Amount appropriated for the fiscal year ending June 30, 1926																																																																																																																																																																																																																																																								
<div>CHAPTER X.—DEPARTMENT OF STATE</div> <div>OFFICE OF SECRETARY OF STATE</div> <div>Salaries, Department of State—</div> <div>Salaries: For Secretary of State, [\$12,000] \$15,000; Undersecretary of State, and other personal services in the District of Columbia in accordance with the classification act of 1923, including temporary employees, [\$1,057,600] \$1,054,600; in all, \$1,069,600. <i>Provided</i>, That in expending appropriations or portions of appropriations, contained in this act, for the payment for personal services in the District of Columbia in accordance with "the classification act of 1923," the average of the salaries of the total number of persons under any grade in any bureau, office, or other appropriation unit shall not at any time exceed the average of the compensation rates specified for the grade by such act, and in grades in which only one position is allocated the salary of such position shall not exceed the average of the compensation rates for the grade: <i>Provided</i>: That this restriction shall not apply (1) to grades 1, 2, 3, and 4 of the clerical-mechanical service, or (2) to require the reduction in salary of any person whose compensation was fixed as of July 1, 1924, in accordance with the rules of section 6 of such act, (3) to require the reduction in salary of any person who is transferred from one position to another position in the same or different grade in the same or a different bureau, office, or other appropriation unit, or (4) to prevent the payment of a salary under any grade at a rate higher than the maximum rate of the grade when such higher rate is permitted by "the classification act of 1923," and is specifically authorized by other law (<i>acts Feb. 27, 1925, vol. 43, p. 1014; Mar. 4, 1925, vol. 43, p. 1301</i>)</div>																																																																																																																																																																																																																																																										
	\$1, 069, 600. 00	\$1, 069, 600. 00																																																																																																																																																																																																																																																								
<table><tr><td></td><td>Estimated expenditures, 1927 appropriation</td><td>Estimated expenditures, 1926 appropriation</td><td>Expended and obligated, 1925</td></tr><tr><td>Departmental service:</td><td></td><td></td><td></td></tr><tr><td>Salaries—</td><td></td><td></td><td></td></tr><tr><td>Clerical, administrative, and fiscal service—</td><td><i>Average—</i></td><td><i>Average—</i></td><td><i>Average—</i></td></tr><tr><td>Grade 14, \$7,500 and over—</td><td><i>No. Salary</i></td><td><i>No. Salary</i></td><td><i>No. Salary</i></td></tr><tr><td>Secretary.....</td><td>1 \$15,000</td><td>1 \$15,000</td><td>1 \$12,967</td></tr><tr><td>Special executive officers.....</td><td>5 7,500</td><td>5 7,500</td><td>4½ 7,500</td></tr><tr><td>Grade 12, \$5,200 to \$6,000; average, \$5,600—</td><td></td><td></td><td></td></tr><tr><td>Senior administrative officer.....</td><td>1 5,200</td><td>1 5,200</td><td>1 4,150</td></tr><tr><td>Grade 11, \$3,800 to \$5,000; average, \$4,400—</td><td></td><td></td><td></td></tr><tr><td>Administrative officers.....</td><td>7 4,085</td><td>7 4,085</td><td>7½ 3,965</td></tr><tr><td>Grade 10, \$3,300 to \$3,900; average, \$3,600—</td><td></td><td></td><td></td></tr><tr><td>Junior administrative officers.....</td><td>3 3,533</td><td>3 3,533</td><td>3 3,450</td></tr><tr><td>Grade 9, \$3,000 to \$3,600; average, \$3,300—</td><td></td><td></td><td></td></tr><tr><td>Senior administrative assistants.....</td><td>7 3,157</td><td>7 3,157</td><td>8½ 3,074</td></tr><tr><td>Grade 8, \$2,700 to \$3,300; average, \$3,000—</td><td></td><td></td><td></td></tr><tr><td>Administrative assistants.....</td><td>6 2,900</td><td>6 2,900</td><td>6 2,833</td></tr><tr><td>Grade 7, \$2,400 to \$3,000; average, \$2,700—</td><td></td><td></td><td></td></tr><tr><td>Junior administrative assistants.....</td><td>10 2,620</td><td>10 2,620</td><td>9½ 2,614</td></tr><tr><td>Assistant business specialist.....</td><td>1 2,800</td><td>1 2,800</td><td>1 2,800</td></tr><tr><td>Grade 6, \$2,100 to \$2,700; average, \$2,400—</td><td></td><td></td><td></td></tr><tr><td>Principal translators.....</td><td>2 2,300</td><td>2 2,300</td><td>1½ 2,325</td></tr><tr><td>Principal clerks.....</td><td>14 2,186</td><td>14 2,186</td><td>14½ 2,146</td></tr><tr><td>Grade 5, \$1,860 to \$2,400; average \$2,111.42—</td><td></td><td></td><td></td></tr><tr><td>Senior clerks.....</td><td>49 1,972</td><td>49 1,972</td><td>50½ 1,954</td></tr><tr><td>Senior clerk-stenographers.....</td><td>8 1,905</td><td>8 1,905</td><td>8½ 1,822</td></tr><tr><td>Grade 4, \$1,680 to \$2,040; average \$1,860—</td><td></td><td></td><td></td></tr><tr><td>Clerk-stenographers.....</td><td>2 1,800</td><td>2 1,800</td><td>1½ 1,813</td></tr><tr><td>Principal stenographers.....</td><td>2 1,800</td><td>2 1,800</td><td>2 1,780</td></tr><tr><td>Clerks.....</td><td>50 1,741</td><td>50 1,741</td><td>52½ 1,720</td></tr><tr><td>Translator.....</td><td>1 1,680</td><td>1 1,680</td><td>1 1,680</td></tr><tr><td>Grade 3, \$1,500 to \$1,860; average, \$1,680—</td><td></td><td></td><td></td></tr><tr><td>Assistant office draftsman.....</td><td>1 1,740</td><td>1 1,740</td><td>1 1,700</td></tr><tr><td>Assistant clerk-stenographers.....</td><td>17 1,690</td><td>17 1,690</td><td>20½ 1,662</td></tr><tr><td>Assistant clerks.....</td><td>85 1,571</td><td>85 1,571</td><td>95½ 1,536</td></tr><tr><td>Senior stenographers.....</td><td>36 1,580</td><td>36 1,580</td><td>37½ 1,545</td></tr><tr><td>Operator office devices.....</td><td>2 1,500</td><td>2 1,500</td><td>2 1,496</td></tr><tr><td>Grade 2, \$1,320 to \$1,680; average, \$1,500—</td><td></td><td></td><td></td></tr><tr><td>Senior typists.....</td><td>4 1,380</td><td>4 1,380</td><td>4½ 1,163</td></tr><tr><td>Junior clerks.....</td><td>66 1,363</td><td>66 1,363</td><td>60½ 1,348</td></tr><tr><td>Operator, office devices (junior).....</td><td>1 1,380</td><td>1 1,380</td><td>1 1,292</td></tr><tr><td>Junior clerk-typists.....</td><td>4 1,380</td><td>4 1,380</td><td>3½ 1,372</td></tr><tr><td>Junior stenographers.....</td><td>43 1,357</td><td>43 1,357</td><td>24½ 1,392</td></tr><tr><td>Grade 1, \$1,140 to \$1,500; average, \$1,320—</td><td></td><td></td><td></td></tr><tr><td>Underclerks.....</td><td>43 1,208</td><td>43 1,208</td><td>30½ 1,238</td></tr><tr><td>Junior typists.....</td><td>11 1,156</td><td>11 1,156</td><td>2½ 1,164</td></tr><tr><td>Under operators, office devices.....</td><td>3 1,240</td><td>3 1,240</td><td>3½ 1,143</td></tr><tr><td>Professional and scientific service—</td><td></td><td></td><td></td></tr><tr><td>Grade 5, \$5,200 to \$6,000; average, \$5,600—</td><td></td><td></td><td></td></tr><tr><td>Senior attorneys.....</td><td>6 5,400</td><td>6 5,400</td><td>6 4,957</td></tr><tr><td>Senior economic analysts.....</td><td>3 5,333</td><td>3 5,333</td><td>3 5,040</td></tr><tr><td>Grade 4, \$3,600 to \$5,000; average, \$4,400—</td><td></td><td></td><td></td></tr><tr><td>Economic analysts.....</td><td>6 4,233</td><td>6 4,233</td><td>6½ 4,059</td></tr><tr><td>Attorneys.....</td><td>2 4,200</td><td>2 4,200</td><td>2 3,867</td></tr><tr><td>Scientist.....</td><td>1 3,800</td><td>1 3,800</td><td>1 3,800</td></tr><tr><td>Grade 3, \$3,000 to \$3,600; average, \$3,300—</td><td></td><td></td><td></td></tr><tr><td>Associate economic analysts.....</td><td>4 3,175</td><td>4 3,175</td><td>4 3,131</td></tr><tr><td>Associate attorneys.....</td><td>11 3,173</td><td>11 3,173</td><td>11½ 3,093</td></tr><tr><td>Grade 2, \$2,400 to \$3,000; average, \$2,700—</td><td></td><td></td><td></td></tr><tr><td>Assistant economic analysts.....</td><td>3 2,867</td><td>3 2,867</td><td>3 2,867</td></tr><tr><td>Assistant attorneys.....</td><td>5 2,450</td><td>5 2,450</td><td>4½ 2,425</td></tr><tr><td>Assistant librarian.....</td><td>1 2,600</td><td>1 2,600</td><td>½ 2,600</td></tr></table>		Estimated expenditures, 1927 appropriation	Estimated expenditures, 1926 appropriation	Expended and obligated, 1925	Departmental service:				Salaries—				Clerical, administrative, and fiscal service—	<i>Average—</i>	<i>Average—</i>	<i>Average—</i>	Grade 14, \$7,500 and over—	<i>No. Salary</i>	<i>No. Salary</i>	<i>No. Salary</i>	Secretary.....	1 \$15,000	1 \$15,000	1 \$12,967	Special executive officers.....	5 7,500	5 7,500	4½ 7,500	Grade 12, \$5,200 to \$6,000; average, \$5,600—				Senior administrative officer.....	1 5,200	1 5,200	1 4,150	Grade 11, \$3,800 to \$5,000; average, \$4,400—				Administrative officers.....	7 4,085	7 4,085	7½ 3,965	Grade 10, \$3,300 to \$3,900; average, \$3,600—				Junior administrative officers.....	3 3,533	3 3,533	3 3,450	Grade 9, \$3,000 to \$3,600; average, \$3,300—				Senior administrative assistants.....	7 3,157	7 3,157	8½ 3,074	Grade 8, \$2,700 to \$3,300; average, \$3,000—				Administrative assistants.....	6 2,900	6 2,900	6 2,833	Grade 7, \$2,400 to \$3,000; average, \$2,700—				Junior administrative assistants.....	10 2,620	10 2,620	9½ 2,614	Assistant business specialist.....	1 2,800	1 2,800	1 2,800	Grade 6, \$2,100 to \$2,700; average, \$2,400—				Principal translators.....	2 2,300	2 2,300	1½ 2,325	Principal clerks.....	14 2,186	14 2,186	14½ 2,146	Grade 5, \$1,860 to \$2,400; average \$2,111.42—				Senior clerks.....	49 1,972	49 1,972	50½ 1,954	Senior clerk-stenographers.....	8 1,905	8 1,905	8½ 1,822	Grade 4, \$1,680 to \$2,040; average \$1,860—				Clerk-stenographers.....	2 1,800	2 1,800	1½ 1,813	Principal stenographers.....	2 1,800	2 1,800	2 1,780	Clerks.....	50 1,741	50 1,741	52½ 1,720	Translator.....	1 1,680	1 1,680	1 1,680	Grade 3, \$1,500 to \$1,860; average, \$1,680—				Assistant office draftsman.....	1 1,740	1 1,740	1 1,700	Assistant clerk-stenographers.....	17 1,690	17 1,690	20½ 1,662	Assistant clerks.....	85 1,571	85 1,571	95½ 1,536	Senior stenographers.....	36 1,580	36 1,580	37½ 1,545	Operator office devices.....	2 1,500	2 1,500	2 1,496	Grade 2, \$1,320 to \$1,680; average, \$1,500—				Senior typists.....	4 1,380	4 1,380	4½ 1,163	Junior clerks.....	66 1,363	66 1,363	60½ 1,348	Operator, office devices (junior).....	1 1,380	1 1,380	1 1,292	Junior clerk-typists.....	4 1,380	4 1,380	3½ 1,372	Junior stenographers.....	43 1,357	43 1,357	24½ 1,392	Grade 1, \$1,140 to \$1,500; average, \$1,320—				Underclerks.....	43 1,208	43 1,208	30½ 1,238	Junior typists.....	11 1,156	11 1,156	2½ 1,164	Under operators, office devices.....	3 1,240	3 1,240	3½ 1,143	Professional and scientific service—				Grade 5, \$5,200 to \$6,000; average, \$5,600—				Senior attorneys.....	6 5,400	6 5,400	6 4,957	Senior economic analysts.....	3 5,333	3 5,333	3 5,040	Grade 4, \$3,600 to \$5,000; average, \$4,400—				Economic analysts.....	6 4,233	6 4,233	6½ 4,059	Attorneys.....	2 4,200	2 4,200	2 3,867	Scientist.....	1 3,800	1 3,800	1 3,800	Grade 3, \$3,000 to \$3,600; average, \$3,300—				Associate economic analysts.....	4 3,175	4 3,175	4 3,131	Associate attorneys.....	11 3,173	11 3,173	11½ 3,093	Grade 2, \$2,400 to \$3,000; average, \$2,700—				Assistant economic analysts.....	3 2,867	3 2,867	3 2,867	Assistant attorneys.....	5 2,450	5 2,450	4½ 2,425	Assistant librarian.....	1 2,600	1 2,600	½ 2,600		
	Estimated expenditures, 1927 appropriation	Estimated expenditures, 1926 appropriation	Expended and obligated, 1925																																																																																																																																																																																																																																																							
Departmental service:																																																																																																																																																																																																																																																										
Salaries—																																																																																																																																																																																																																																																										
Clerical, administrative, and fiscal service—	<i>Average—</i>	<i>Average—</i>	<i>Average—</i>																																																																																																																																																																																																																																																							
Grade 14, \$7,500 and over—	<i>No. Salary</i>	<i>No. Salary</i>	<i>No. Salary</i>																																																																																																																																																																																																																																																							
Secretary.....	1 \$15,000	1 \$15,000	1 \$12,967																																																																																																																																																																																																																																																							
Special executive officers.....	5 7,500	5 7,500	4½ 7,500																																																																																																																																																																																																																																																							
Grade 12, \$5,200 to \$6,000; average, \$5,600—																																																																																																																																																																																																																																																										
Senior administrative officer.....	1 5,200	1 5,200	1 4,150																																																																																																																																																																																																																																																							
Grade 11, \$3,800 to \$5,000; average, \$4,400—																																																																																																																																																																																																																																																										
Administrative officers.....	7 4,085	7 4,085	7½ 3,965																																																																																																																																																																																																																																																							
Grade 10, \$3,300 to \$3,900; average, \$3,600—																																																																																																																																																																																																																																																										
Junior administrative officers.....	3 3,533	3 3,533	3 3,450																																																																																																																																																																																																																																																							
Grade 9, \$3,000 to \$3,600; average, \$3,300—																																																																																																																																																																																																																																																										
Senior administrative assistants.....	7 3,157	7 3,157	8½ 3,074																																																																																																																																																																																																																																																							
Grade 8, \$2,700 to \$3,300; average, \$3,000—																																																																																																																																																																																																																																																										
Administrative assistants.....	6 2,900	6 2,900	6 2,833																																																																																																																																																																																																																																																							
Grade 7, \$2,400 to \$3,000; average, \$2,700—																																																																																																																																																																																																																																																										
Junior administrative assistants.....	10 2,620	10 2,620	9½ 2,614																																																																																																																																																																																																																																																							
Assistant business specialist.....	1 2,800	1 2,800	1 2,800																																																																																																																																																																																																																																																							
Grade 6, \$2,100 to \$2,700; average, \$2,400—																																																																																																																																																																																																																																																										
Principal translators.....	2 2,300	2 2,300	1½ 2,325																																																																																																																																																																																																																																																							
Principal clerks.....	14 2,186	14 2,186	14½ 2,146																																																																																																																																																																																																																																																							
Grade 5, \$1,860 to \$2,400; average \$2,111.42—																																																																																																																																																																																																																																																										
Senior clerks.....	49 1,972	49 1,972	50½ 1,954																																																																																																																																																																																																																																																							
Senior clerk-stenographers.....	8 1,905	8 1,905	8½ 1,822																																																																																																																																																																																																																																																							
Grade 4, \$1,680 to \$2,040; average \$1,860—																																																																																																																																																																																																																																																										
Clerk-stenographers.....	2 1,800	2 1,800	1½ 1,813																																																																																																																																																																																																																																																							
Principal stenographers.....	2 1,800	2 1,800	2 1,780																																																																																																																																																																																																																																																							
Clerks.....	50 1,741	50 1,741	52½ 1,720																																																																																																																																																																																																																																																							
Translator.....	1 1,680	1 1,680	1 1,680																																																																																																																																																																																																																																																							
Grade 3, \$1,500 to \$1,860; average, \$1,680—																																																																																																																																																																																																																																																										
Assistant office draftsman.....	1 1,740	1 1,740	1 1,700																																																																																																																																																																																																																																																							
Assistant clerk-stenographers.....	17 1,690	17 1,690	20½ 1,662																																																																																																																																																																																																																																																							
Assistant clerks.....	85 1,571	85 1,571	95½ 1,536																																																																																																																																																																																																																																																							
Senior stenographers.....	36 1,580	36 1,580	37½ 1,545																																																																																																																																																																																																																																																							
Operator office devices.....	2 1,500	2 1,500	2 1,496																																																																																																																																																																																																																																																							
Grade 2, \$1,320 to \$1,680; average, \$1,500—																																																																																																																																																																																																																																																										
Senior typists.....	4 1,380	4 1,380	4½ 1,163																																																																																																																																																																																																																																																							
Junior clerks.....	66 1,363	66 1,363	60½ 1,348																																																																																																																																																																																																																																																							
Operator, office devices (junior).....	1 1,380	1 1,380	1 1,292																																																																																																																																																																																																																																																							
Junior clerk-typists.....	4 1,380	4 1,380	3½ 1,372																																																																																																																																																																																																																																																							
Junior stenographers.....	43 1,357	43 1,357	24½ 1,392																																																																																																																																																																																																																																																							
Grade 1, \$1,140 to \$1,500; average, \$1,320—																																																																																																																																																																																																																																																										
Underclerks.....	43 1,208	43 1,208	30½ 1,238																																																																																																																																																																																																																																																							
Junior typists.....	11 1,156	11 1,156	2½ 1,164																																																																																																																																																																																																																																																							
Under operators, office devices.....	3 1,240	3 1,240	3½ 1,143																																																																																																																																																																																																																																																							
Professional and scientific service—																																																																																																																																																																																																																																																										
Grade 5, \$5,200 to \$6,000; average, \$5,600—																																																																																																																																																																																																																																																										
Senior attorneys.....	6 5,400	6 5,400	6 4,957																																																																																																																																																																																																																																																							
Senior economic analysts.....	3 5,333	3 5,333	3 5,040																																																																																																																																																																																																																																																							
Grade 4, \$3,600 to \$5,000; average, \$4,400—																																																																																																																																																																																																																																																										
Economic analysts.....	6 4,233	6 4,233	6½ 4,059																																																																																																																																																																																																																																																							
Attorneys.....	2 4,200	2 4,200	2 3,867																																																																																																																																																																																																																																																							
Scientist.....	1 3,800	1 3,800	1 3,800																																																																																																																																																																																																																																																							
Grade 3, \$3,000 to \$3,600; average, \$3,300—																																																																																																																																																																																																																																																										
Associate economic analysts.....	4 3,175	4 3,175	4 3,131																																																																																																																																																																																																																																																							
Associate attorneys.....	11 3,173	11 3,173	11½ 3,093																																																																																																																																																																																																																																																							
Grade 2, \$2,400 to \$3,000; average, \$2,700—																																																																																																																																																																																																																																																										
Assistant economic analysts.....	3 2,867	3 2,867	3 2,867																																																																																																																																																																																																																																																							
Assistant attorneys.....	5 2,450	5 2,450	4½ 2,425																																																																																																																																																																																																																																																							
Assistant librarian.....	1 2,600	1 2,600	½ 2,600																																																																																																																																																																																																																																																							

Estimates of appropriations required for the service of the fiscal year ending June 30, 1927—Continued

General object (title of appropriation), date of acts, references to Statutes at Large, or to Revised Statutes, and estimated amount required for each detailed object				Total amount to be appropriated under each head of appropriation	Amount appropriated for the fiscal year ending June 30, 1926
Salaries, Department of State—Continued.					
	Estimated expenditures, 1927 appropriation	Estimated expenditures, 1926 appropriation	Expended and obligated, 1925		
Departmental service—Continued.					
Salaries—Continued.					
Professional and scientific service—Continued.					
Grade 1, \$1,860 to \$2,400; average, \$2,111.42—	Average— No. Salary	Average— No. Salary	Average— No. Salary		
Junior attorney.....	2 \$1,860	2 \$1,860	1 \$1,860		
Junior librarians.....			1 1,899		
Subprofessional service—					
Grade 4, \$1,500 to \$1,680; average, \$1,680—					
Junior library assistant.....	1 1,680	1 1,680	1 1,580		
Grade 3, \$1,320 to \$1,680; average, \$1,500—					
Underlibrary assistant.....	1 1,320	1 1,320	1 1,320		
Grade 2, \$1,140 to \$1,500; average, \$1,320—					
Minor library assistant.....			1 1,200		
Custodial service—					
Grade 6, \$1,500 to \$1,860; average, \$1,680—					
Mechanic.....	1 1,500	1 1,500	1 1,500		
Grade 4, \$1,140 to \$1,500; average, \$1,320—					
Head messenger.....	1 1,500	1 1,500	1 1,500		
Undermechanic.....	1 1,320	1 1,320	1 1,320		
Grade 3, \$1,020 to \$1,260; average, \$1,140—					
Messengers.....	46 1,042	46 1,042	60 1,050		
Minor mechanics.....	3 1,020	3 1,020	4 1,047		
Senior laborers.....	5 1,020	5 1,020	6 1,020		
Grade 2, \$900 to \$1,140; average, \$1,020—					
Junior laborers.....	4 900	4 900	4 888		
Assistant messenger.....			1 772		
Grade 1, \$600 to \$780; average, \$690—					
Junior messenger.....			1 612		
Total number of employees.....	592	592	584		
Total salaries, departmental service.....	1,069,600.00	1,069,600.00	1,060,804.53		
Contingent Expenses, Department of State—					
Contingent expenses, Department of State: For contingent and miscellaneous expenses, including stationery, furniture, fixtures, typewriters, exchange of same, repairs and material for repairs; books, maps, and periodicals, domestic and foreign, for the library, not exceeding \$4,000; newspapers not exceeding \$700, for which payment may be made in advance; maintenance, repair, and storage of motor-propelled vehicles, to be used only for official purposes; automobile for the Secretary of State, automobile mail wagons, including storage, repair, and exchange of same; street-car fare not exceeding \$150; and other miscellaneous items not included in the foregoing (act Feb. 27, 1925, vol. 43, pp. 1014, 1015).....				\$46,340.00	\$43,605.00
	Estimated expenditures, 1927 appropriation	Estimated expenditures, 1926 appropriation	Expended and obligated, 1925		
Supplies and materials:					
0200 Supplies and materials.....	\$12,000.00	\$11,475.00	\$11,121.30		
0205 Cleaning.....	200.00	225.00	239.53		
0222 Newspapers and periodicals.....	700.00	700.00	500.39		
0223 Maps.....	150.00	200.00	126.00		
0224 Commercial reference books.....	50.00		50.00		
0236 Gasoline and oils.....	900.00	875.00	679.60		
0280 Sundry supplies.....	75.00	75.00	11.68		
0284 Tires and tubes.....	350.00	350.00	150.72		
0284 Ice.....	800.00	800.00	640.10		
02 Total supplies and materials.....	15,225.00	14,700.00	13,618.32		
04 Storage of Secretary's car.....	240.00	240.00	240.00		
Communication service:					
0500 Telegraph service.....	500.00	500.00	701.32		
0510 Telephone service.....	6,100.00	6,100.00	5,778.82		
0520 Other communication service (dictograph).....	1,000.00	750.00	1,143.52		
05 Total communication service.....	7,600.00	7,350.00	7,623.66		
06 Street-car fare and cab hire.....	100.00	100.00	40.00		
07 Freight and express.....	25.00	25.00	16.46		
08 Engraving die plate.....	50.00		1.80		
Repairs and alterations:					
1200 Repair to building.....					
1280 Repair to furniture, fixtures.....	500.00	200.00	1,428.63		
Typewriter parts.....	200.00	375.00			
Repairs to auto.....	500.00	1,000.00	2,043.73		
12 Total repairs and alterations.....	1,200.00	1,575.00	3,472.36		

Estimates of appropriations required for the service of the fiscal year ending June 30, 1927—Continued

General object (title of appropriation), date of acts, references to Statutes at Large, or to Revised Statutes, and estimated amount required for each detailed object				Total amount to be appropriated under each head of appropriation	Amount appropriated for the fiscal year ending June 30, 1926
Contingent Expenses, Department of State—Continued.					
	Estimated expenditures, 1927 appropriation	Estimated expenditures, 1926 appropriation	Expended and obligated, 1925		
Special and miscellaneous expenses:					
1350 Storage.....					
1373 Laundry of towels.....	\$200.00	\$200.00	\$152.96		
1374 Cleaning of rugs.....	100.00	100.00			
1376 Care of clocks.....	50.00	40.00	240.00		
13 Total special and miscellaneous expenses.....	350.00	340.00	392.96		
30 One car for use of cabinet officer.....	5,000.00				
Equipment:					
3010 Equipment, furniture, and fixtures.....	11,200.00	12,115.00	8,339.09		
3017 Equipment, typewriters.....	1,500.00	2,500.00	2,314.91		
3021 Books (including \$1,000 for solicitor's office in 1924).....	3,800.00	3,800.00	3,145.82		
3022 Equipment, reading glass.....			1.35		
3050 Floor coverings.....		800.00			
3053 Equipment, brief cases.....	50.00	60.00			
Reserve for unforeseen emergencies.....					
30 Total equipment.....	16,550.00	19,275.00	13,801.17		
Total.....	48,340.00	43,605.00	39,206.73		
Printing and Binding, Department of State—					
For all printing and binding in the Department of State, including all of its bureaus, offices, institutions, and services located in Washington, District of Columbia, and elsewhere (<i>act Feb. 20, 1923, vol. 42, p. 12, 79; Feb. 27, 1925, vol. 43, p. 1015</i>).....				\$161,500.00	\$149,785.00
	Estimated expenditures, 1927 appropriation	Estimated expenditures, 1926 appropriation	Expended and obligated, 1925		
08 Printing and binding:					
0200 Stationery.....	\$76,882.00	\$75,627.00	\$71,896.11		
0800 Printing and binding.....	81,368.00	69,698.00	67,960.96		
0810 Lithographing, engraving and engrossing.....	3,000.00	7,960.00	6,013.00		
0830 Photographing and making photographs and prints.....	250.00	300.00	190.95		
0900 Advertising.....			1,775.64		
08 Total, printing and binding.....	161,500.00	153,485.00	147,836.66		
¹ This money specially authorized under act of Jan. 16, 1925, vol. 43, p. 756. ² This amount includes \$11,312.46 expended by German claims from specific appropriation. ³ This amount includes \$3,700 payable from the specific appropriation for German mixed claims, made available for printing for the work of the Austrian claims. ⁴ Includes \$11,500 estimated cost of passports transferred from "Contingent Expenses, Foreign Missions."					
Passport Bureaus, Department of State—					
For salaries and expenses of maintenance, including rent outside the District of Columbia, of passport bureaus at New York City, New York; San Francisco, California; Chicago, Illinois; Seattle, Washington; New Orleans, Louisiana; and Boston, Massachusetts (<i>act Feb. 27, 1925, vol. 43, p. 1015</i>).....				63,000.00	63,698.00
	Estimated expenditures, 1927 appropriation	Estimated expenditures, 1926 appropriation	Expended and obligated, 1925		
Field service:					
Salaries and wages—					
Salary range \$2,700 to \$3,300; average, \$3,000—	Average—	Average—	Average—		
Passport agent.....	No. 5 Salary \$2,950	No. 5 Salary \$2,950	No. 4 Salary \$2,898		
Salary range, \$2,400 to \$3,000; average, \$2,700—					
Passport agent.....	1 2,500	1 2,500	1 2,500		
Salary range, \$1,860 to \$2,400; average, \$2,100—					
Assistant passport agent.....	4 2,125	4 2,125	3 2,100		
Clerk.....	4 1,860	4 1,860	4 1,860		
Salary range, \$1,500 to \$1,860; average, \$1,680—					
Clerk.....	8 1,665	8 1,665	7 1,646		
Salary range, \$1,140 to \$1,500; average, \$1,320—					
Clerk.....	2 1,320	2 1,320	2 1,318		
Salary range, \$900 to \$1,140—					
Messenger.....	1 900	1 900	1 900		
Total average number of employees.....	25	25	21½		
Total salaries and wages, field service.....	50,050.00	50,050.00	42,863.95		
Temporary employees.....	7,125.00	7,180.00	3,615.16		
01 Total personal services.....	57,175.00	57,230.00	46,469.11		

Estimates of appropriations required for the service of the fiscal year ending June 30, 1927—Continued

General object (title of appropriation), date of acts, references to Statutes at Large, or to Revised Statutes, and estimated amount required for each detailed object				Total amount to be appropriated under each head of appropriation	Amount appropriated for the fiscal year ending June 30, 1926
Passport Bureaus, Department of State—Continued.					
	Estimated expenditures, 1927 appropriation	Estimated expenditures, 1926 appropriation	Expended and obligated, 1925		
Supplies and materials:					
0200 Rubber stamp.....	\$5.00	\$5.00	\$7.15		
0200 Stationery and supplies.....	500.00	500.00	562.29		
0284 Ice.....	150.00	100.00	42.00		
02 Total supplies and materials.....	655.00	605.00	611.44		
Communication service:					
0500 Telegraph service.....	10.00	5.00	4.85		
0510 Telephone service.....	700.00	700.00	599.94		
0520 Postage service.....	200.00	150.00	209.70		
05 Total communication service.....	910.00	855.00	814.49		
07 Transportation of things.....	15.00	15.00	21.86		
10 Furnishing of light.....	25.00	25.00	28.74		
11 Rent.....	3,078.00	3,078.00	3,078.00		
12 Repairs.....	40.00	40.00	24.40		
13 Special and miscellaneous.....	50.00	50.00	67.80		
Equipment:					
3010 Furniture and fixtures.....	502.00	1,300.00	552.43		
3017 Typewriters and office machines.....	550.00	500.00	1,164.74		
30 Total equipment.....	1,052.00	1,800.00	1,717.17		
Total.....	63,000.00	63,698.00	52,833.01		
Collection and Editing of Official Papers of the Territories of the United States now in National Archives—					
<i>For the expenses of collecting, editing, copying, and arranging for publication, the official papers of the Territories of the United States, including personal services in the District of Columbia, as provided for by Public Act No. 537, approved March 3, 1925 (act Mar. 3, 1925, vol. 43, p. 1104) (submitted)</i>				\$20,000.00	
	Estimated expenditures, 1927 appropriation				
Field service:					
Salaries and wages—					
Salary range, \$3,800 to \$5,000; average, \$4,400—					
Senior editor.....					
Salary range, \$3,000 to \$3,600; average, \$3,300—					
Editor.....					
Salary range, \$1,320 to \$1,680; average, \$1,500—					
Clerks.....					
01 Total salaries and wages, field service.....					
13 Special and miscellaneous expenses.....					
Total.....					
Total, Department of State, salaries and contingent expenses, passport bureaus, printing and binding, and editing of Territorial papers.....				1,360,440.00	\$1,326,688.00
FOREIGN INTERCOURSE					
Salaries of Ambassadors and Ministers—					
Ambassadors extraordinary and plenipotentiary to Argentina, Brazil, Chile, Cuba, France, Germany, Great Britain, Italy, Japan, Mexico, Peru, Spain, and Turkey, at \$17,500 each, \$227,500: <i>Provided, That so much as may be necessary of the amount herein appropriated for the salary of an ambassador to Turkey shall be available for the salary of an envoy extraordinary and minister plenipotentiary to Turkey at \$12,000 per annum in the event that the President should appoint a diplomatic representative of that grade (R. S., p. 293, sec. 1675; acts Mar. 1, 1893, vol. 27, p. 497; Mar. 2, 1909, vol. 35, p. 672; Sept. 4, 1913, vol. 38, p. 110; May 16, 1914, vol. 38, p. 378; Feb. 27, 1925, vol. 43, p. 1015)</i>				\$227,500.00	
For ambassador extraordinary and plenipotentiary to Belgium and envoy extraordinary and minister plenipotentiary to Luxemburg, (acts Sept. 29, 1919, vol. 41, p. 291; Feb. 27, 1925, vol. 43, p. 1015)				17,500.00	
Envoys extraordinary and ministers plenipotentiary to China and the Netherlands, at \$12,000 each (act Feb. 27, 1925, vol. 43, p. 1015)				24,000.00	

Estimates of appropriations required for the service of the fiscal year ending June 30, 1927—Continued

General object (title of appropriation), date of acts, references to Statutes at Large, or to Revised Statutes, and estimated amount required for each detailed object				Total amount to be appropriated under each head of appropriation	Amount appropriated for the fiscal year ending June 30, 1926
Salaries of Ambassadors and Ministers—Continued.					
Envoys extraordinary and ministers plenipotentiary to Albania, Austria, Bolivia, Bulgaria, Czechoslovakia, Colombia, Costa Rica, Denmark, Dominican Republic, Ecuador, Egypt, Finland, Greece, Guatemala, Haiti, Honduras, Hungary, Nicaragua, Norway, Panama, Paraguay, Persia, Poland, Portugal, Rumania, Salvador, Siam, Sweden, Switzerland, Uruguay, and Venezuela, at \$10,000 each, [and] to the Serbs, Croats, and Slovenes, \$10,000, and to <i>Esthonia, Latvia, and Lithuania</i> , \$10,000; in all (acts Dec. 6, 1913, vol. 38, p. 241; Feb. 27, 1925, vol. 43, p. 1015)---				\$330, 000. 00	
[Envoy extraordinary and minister plenipotentiary to <i>Esthonia, Latvia, and Lithuania</i> , \$10,000;]					
Minister resident and consul general to Liberia (<i>R. S.</i> , p. 295, sec. 1683; act Feb. 27, 1925, vol. 43, p. 1015)-----				5, 000. 00	
Agent and consul general at Tangier (act Feb. 27, 1925, vol. 43, p. 1015)-----				7, 500. 00	
<i>Provided, That no salary herein appropriated shall be paid to any official receiving any other salary from the United States Government.</i>					
Total, ambassadors and ministers-----				\$611, 500. 00	\$611, 500. 00
	Estimated expenditures, 1927 appropriation	Estimated expenditures, 1926 appropriation	Expended and obligated, 1925		
	<i>Average—</i>	<i>Average—</i>	<i>Average—</i>		
	No. Salary	No. Salary	No. Salary		
Ambassadors extraordinary and plenipotentiary-----	14 \$17, 500	14 \$17, 500	14 \$17, 500		
Envoys extraordinary and ministers plenipotentiary---	2 12, 000	2 12, 000	2 12, 000		
Envoys extraordinary and ministers plenipotentiary---	33 10, 000	33 10, 000	33 10, 000		
Minister resident and consul general-----	1 5, 000	1 5, 000	1 5, 000		
Agent and consul general-----	1 7, 500	1 7, 500	1 7, 500		
	51 611, 500. 00	51 611, 500. 00	51 505, 518. 84		
01 Total personal services-----					
Salaries, <i>Chargés d'Affaires ad Interim</i>—					
For salaries of foreign service officers or vice consuls while acting as <i>chargés d'affaires ad interim</i> or while in charge of a consulate general or consulate during the absence of the principal officer [\$30,000] \$20,000: [Provided, That after June 30, 1924, vice consuls while in charge of a consulate general or consulate during the absence of the principal officer shall be entitled to additional compensation in the same manner and under the same conditions as foreign service officers as provided in section 17 of the act of May 24, 1924] (<i>R. S.</i> , p. 295, sec. 1685; acts May 24, 1924, vol. 43, p. 140; Feb. 27, 1925, vol. 43, p. 1015-1016)-----				20, 000. 00	45, 000. 00
	Estimated expenditures, 1927 appropriation	Estimated expenditures, 1926 appropriation	Expended and obligated, 1925		
01 Salaries-----	\$20, 000. 00	\$45, 000. 00	\$13, 340. 75		
Clerks at Embassies and Legations—					
For the employment of necessary clerks at the embassies and legations, who, whenever hereafter appointed, shall be citizens of the United States, \$355,000; and so far as practicable shall be appointed under civil-service rules and regulations (act Feb. 27, 1925, vol. 43, p. 1016)-----				355, 000. 00	355, 000. 00
	Estimated expenditures, 1927 appropriation	Estimated expenditures, 1926 appropriation	Expended and obligated, 1925		
	<i>Average—</i>	<i>Average—</i>	<i>Average—</i>		
	No. Salary	No. Salary	No. Salary		
Field service:					
Salaries and wages—					
Salary range, \$3,000 to \$3,600; average, \$3,300—					
Clerks-----	12 \$3, 000	12 \$3, 000	13 $\frac{1}{2}$ \$3, 074		
Salary range, \$2,700 to \$3,300; average, \$3,000—					
Clerks-----	8 2, 750	8 2, 750	5 $\frac{1}{2}$ 2, 750		
Salary range, \$2,400 to \$3,000; average, \$2,700—					
Clerks-----	38 2, 495	38 2, 495	40 $\frac{1}{2}$ 2, 493		
Salary range, \$2,100 to \$2,700; average, \$2,400—					
Clerks-----	31 2, 244	31 2, 244	31 $\frac{1}{2}$ 2, 231		
Salary range, \$1,800 to \$2,400; average, \$2,111—					
Clerks-----	67 1, 919	67 1, 919	57 $\frac{1}{2}$ 1, 929		
Salary range, \$1,500 to \$1,800; average, \$1,680—					
Clerks-----	1 1, 500	1 1, 500	2 $\frac{1}{2}$ 1, 500		
Salary range, \$1 to \$1,000; average, \$500—					
Clerks-----	5 500	5 500	5 $\frac{1}{2}$ 634		
Total number of employees-----	162 355, 000	162 355, 000	156 $\frac{1}{2}$ 345, 059		
Total salaries-----					

Estimates of appropriations required for the service of the fiscal year ending June 30, 1927—Continued

General object (title of appropriation), date of acts, references to Statutes at Large, or to Revised Statutes, and estimated amount required for each detailed object				Total amount to be appropriated under each head of appropriation	Amount appropriated for the fiscal year ending June 30, 1926
Salaries, Interpreters to Embassies and Legations—					
Interpreter to legation and consulate general to Persia (<i>act Feb. 27, 1925, vol. 43, p. 1016</i>)				\$2,000.00	
Interpreter to legation and consulate general to Bangkok, Siam (<i>same act</i>)				2,500.00	
For the payment of the cost of tuition of foreign service officers assigned for language study in China, Japan, and Turkey, at the rate of \$350 per annum each (<i>same act</i>)				2,800.00	
				\$7,300.00	\$9,750.00
	Estimated expenditures, 1927 appropriation	Estimated expenditures, 1926 appropriation	Expended and obligated, 1925		
	<i>Average—</i> No. Salary	<i>Average—</i> No. Salary	<i>Average—</i> No. Salary		
Salaries to interpreters	1 \$2,500	1 \$2,500	1 \$2,500		
Do	1 2,000	1 2,000	1 2,000		
01 Total salaries	2 4,500.00	2 4,500.00	2 4,500.00		
22 Grants, subsidies, and contributions: Tuition of foreign service officers assigned for language study	2,800.00	5,250.00	1,829.57		
Total	7,300.00	9,750.00	6,329.57		
Quarters for Student Interpreters at Embassies—					
For rent of quarters for foreign service officers assigned for language study in Japan and Turkey (<i>acts of May 24, 1924, vol. 43, p. 140; Feb. 27, 1925, vol. 43, p. 1016</i>)				1,800.00	1,800.00
	Estimated expenditures, 1927 appropriation	Estimated expenditures, 1926 appropriation	Expended and obligated, 1925		
Quarters for student interpreters:					
Japan	\$1,200	\$1,200	\$972		
Turkey	600	600			
11 Total rents	1,800	1,800	972		
Contingent Expenses, Foreign Missions—					
To enable the President to provide, at the public expense, all such stationery, blanks, records, and other books, seals, presses, flags, and signs as he shall think necessary for the several embassies and legations in the transaction of their business, and also for rent, repairs, postage, telegrams, advertising, ice and drinking water for office purposes, uniforms, furniture, household furniture and furnishings not to exceed \$25,000, typewriters and exchange of same, messenger service, operation and maintenance of launch for embassy at Constantinople not exceeding \$2,500, compensation of kavasses, guards, dragomans, [and] porters, [including compensation of] interpreters, and translators, [and the] compensation of agents and employees of and rent for dispatch [agents] agencies at London, New York, San Francisco, Seattle, and New Orleans, traveling expenses of diplomatic and foreign service officers, including attendance at trade and other conferences or congresses under orders of the Secretary of State as authorized by sec. 14 of the act approved May 24, 1924, [and for traveling and] miscellaneous expenses of embassies and legations, and for loss on bills of exchange to and from embassies and legations, including such loss on bills of exchange to officers of the United States Court for China, and payment in advance of subscriptions for newspapers (foreign and domestic), rent, telephone, and other similar services under this appropriation is hereby authorized, [\$713,162.] \$740,500: <i>Provided</i> , That no part of this sum appropriated for contingent expenses, foreign missions, shall be expended for salaries or wages of persons not American citizens performing clerical services, whether officially designated as clerks or not, in any foreign mission (<i>R. S., p. 310, sec. 1748; act Feb. 27, 1925, vol. 43, p. 1016</i>)				740,500.00	713,162.00

Estimates of appropriations required for the service of the fiscal year ending June 30, 1927—Continued

General object (title of appropriation), date of acts, references to Statutes at Large, or to Revised Statutes, and estimated amount required for each detailed object				Total amount to be appropriated under each head of appropriation	Amount appropriated for the fiscal year ending June 30, 1926
Contingent Expenses, Foreign Missions—Continued.					
	Estimated expenditures, 1927 appropriation	Estimated expenditures, 1926 appropriation	Expended and obligated, 1925		
Field service:					
Salaries and wages—					
Salary range, \$3,300 to \$3,900; average, \$3,600—					
Special archive collators.....	No. 2 Salary \$3,500	No. 2 Salary \$3,600	No. 2 Salary \$3,500		
Salary range, \$2,400 to \$3,000; average, \$2,700—					
Dispatch agent.....	1 3,000	1 3,000	1 3,000		
Interpreter.....	1 3,000	1 3,000	1 3,000		
Translators.....	6 2,433	6 2,433	6 2,433		
Salary range, \$1,860 to \$2,400; average, \$2,100—					
Translator.....	1 2,400	1 2,400	1 2,400		
Interpreters.....	2 2,400	2 2,400	2 2,400		
Couriers.....	4 2,212	4 2,212	4 2,212		
Dispatch agent.....	1 2,000	1 2,000	1 2,000		
Clerks.....	2 2,100	2 2,100	2 2,100		
Guard and courier.....	1 2,100	1 2,100	1 2,100		
Salary range, \$1,500 to \$1,860; average, \$1,680—					
Interpreters and translators.....	7 1,657	7 1,657	7 1,657		
Clerk.....	1 1,740	1 1,740	1 1,740		
Salary range, \$1,140 to \$1,500; average, \$1,320—					
Interpreter and translators.....	8 1,282	8 1,282	8 1,282		
Clerk.....	1 1,200	1 1,200	1 1,200		
Translators.....	10 1,100	10 1,100	10 1,100		
Salary range, \$1 to \$1,000—					
Translators-guards, dragomans, kavasses messengers, etc.....	324 351	324 351	324 350		
Dispatch agents.....			2 200		
Clerks.....	4 910	4 910	4 910		
Total average number of employees.....	376	376	378		
01 Total salaries and wages, field service.....	204,000.00	204,000.00	203,644.18		
Supplies and materials:					
0200 Stationery and supplies.....	11,000.00	11,000.00	11,322.84		
0201 Cleaning and toilet supplies.....	4,300.00	4,300.00	4,300.10		
0220 Scientific and educational supplies, newspapers.....	11,500.00	11,500.00	11,456.42		
0230 Fuel.....	22,600.00	22,600.00	22,577.22		
0240 Uniforms.....	3,500.00	3,500.00	3,598.45		
0284 Water and ice.....	1,550.00	1,550.00	1,541.03		
0285 Flags and flagstuffs, etc.....	210.00	210.00	210.47		
0286 Packing cases.....	1,300.00	1,300.00	1,288.14		
02 Total supplies and materials.....	55,960.00	55,960.00	56,294.67		
Communication service:					
0500 Telegraph service.....	149,000.00	149,000.00	178,320.00		
0510 Telephone service.....	10,400.00	10,400.00	10,395.88		
0520 Other communication service—postage, P. O. boxes.....	7,700.00	7,700.00	7,670.89		
05 Total communication service.....	167,100.00	167,100.00	196,386.77		
Travel expenses:					
0600 Transportation.....	50,000.00	50,000.00	49,954.49		
0610 Local transportation.....	16,300.00	16,300.00	16,310.38		
06 Total travel expenses.....	66,300.00	66,300.00	66,264.87		
07 Transportation of things.....	8,600.00	8,600.00	8,561.96		
08 Engraving seals and passports ¹	900.00	12,400.00	12,368.74		
09 Advertising and publication of notices.....	130.00	130.00	126.27		
10 Furnishing of heat, light, and water.....	20,150.00	20,150.00	20,121.86		
11 Rent.....	135,000.00	116,000.00	114,326.35		
Repairs and alterations:					
1200 Repairs to buildings.....	32,338.00	15,500.00	16,108.63		
1280 Repairs to furniture and fixtures.....	10,150.00	7,150.00	7,136.84		
12 Total repairs and alterations.....	42,488.00	22,650.00	23,245.47		
Special and miscellaneous:					
1310 Invoices.....	40.00	40.00	39.50		
1320 Loss by exchange.....	11,400.00	11,400.00	11,310.96		
1380 Taxes and rates.....	2,410.00	2,410.00	2,402.58		
Special and miscellaneous.....	110.00	110.00	107.83		
13 Total special and miscellaneous current expenses.....	13,960.00	13,960.00	13,860.87		
Equipment:					
3010 Furniture, furnishings, and fixtures.....	16,000.00	16,000.00	15,773.19		
3017 Typewriters.....	2,350.00	2,350.00	2,341.50		
3021 Educational supplies, books.....	500.00	500.00	498.70		
Miscellaneous.....	7,062.00	7,062.00	7,166.83		
30 Total equipment.....	25,912.00	25,912.00	25,780.22		
Total.....	740,500.00	713,162.00	740,982.23		

¹ Passports transferred to printing and binding in 1927.

Estimates of appropriations required for the service of the fiscal year ending June 30, 1927—Continued

General object (title of appropriation), date of acts, references to Statutes at Large, or to Revised Statutes, and estimated amount required for each detailed object				Total amount to be appropriated under each head of appropriation	Amount appropriated for the fiscal year ending June 30, 1926
Rent of Grounds, Embassy at Tokyo, Japan— For annual ground rent of the embassy at Tokyo, Japan, for the year ending March 15, [1926] 1927 (act Feb. 27, 1925, vol. 43, p. 1016)-----				\$250. 00	\$250. 00
	Estimated expenditures, 1927 appropriation	Estimated expenditures, 1926 appropriation	Expended and obligated, 1925		
11 Ground rent for embassy at Tokyo.....	\$250. 00	\$250. 00	\$226. 32		
Diplomatic and Consular Establishments, Tokyo, Japan— For the acquisition in Tokyo, Japan, of additional land adjoining the site of the former American embassy and such other land as may be necessary, and the construction thereon of suitable buildings for the use of the diplomatic and consular establishments of the United States, the said buildings to include residences for the diplomatic and consular representatives, and the furnishing of the same, as provided in the act entitled "An act to authorize the Secretary of State to enlarge the site and erect buildings thereon for the use of the diplomatic and consular establishments of the United States in Tokyo, Japan," approved February 21, 1925, [\$280,000] \$400,000 [to remain available until June 30, 1926]: <i>Provided, That the unexpended balance of the appropriation of \$280,000 for the acquisition of diplomatic and consular establishments, Tokyo, Japan, contained in the "Second Deficiency Act, fiscal year 1925," approved March 4, 1925, shall remain available until June 30, 1927: Provided further, That within the limit of cost fixed by the act of February 21, 1925, for the acquisition of land, construction of buildings, and furnishing of same, the Secretary of State is authorized to enter into contracts for the construction of the buildings authorized by the act (acts Feb. 21, 1925, vol. 43, p. 961; Mar. 4, 1925, vol. 43, p. 1340)</i> -----				400, 000. 00	
	Estimated expenditures, 1927 appropriation	Estimated expenditures, 1926 appropriation	Expended and obligated, 1925		
32 Structures and parts:					
3210 Other structures—buildings.....	\$400, 000. 00	\$167, 197. 54			
31 Land and interests in land:					
3100 Freehold (held by fee simple or for life).....		112, 802. 46			
Total.....	400, 000. 00	280, 000. 00			
¹ Payable from appropriation for 1925.					
Expenses of Foreign Service Inspectors— For the actual and necessary traveling and subsistence expenses of foreign service officers detailed for inspection while traveling and inspecting under instructions from the Secretary of State [\$25,000] \$20,000: <i>Provided, That inspectors shall not be allowed actual and necessary expenses for subsistence, itemized, exceeding an average of \$8 per day (acts Apr. 5, 1906, vol. 34, p. 100; May 24, 1924, vol. 43, p. 140; Feb. 27, 1925, vol. 43, p. 1016)</i> -----				20, 000. 00	25, 000. 00
	Estimated expenditures, 1927 appropriation	Estimated expenditures, 1926 appropriation	Expended and obligated, 1925		
Communication service:					
0500 Telegraph service.....	\$800. 00	\$800. 00	\$610. 35		
0520 Other communication service.....	100. 00	100. 00	58. 91		
05 Total communication service.....	900. 00	900. 00	669. 26		
Travel expenses:					
0600 Railroad and steamship fares.....	7, 800. 00	8, 800. 00	5, 649. 11		
0610 Local transportation.....	2, 200. 00	2, 200. 00	1, 347. 28		
0640 Hotel and meals.....	9, 000. 00	13, 000. 00	5, 461. 51		
06 Total travel expenses.....	19, 000. 00	24, 000. 00	12, 457. 90		
13 Special and miscellaneous (loss by exchange).....	100. 00	100. 00	29. 48		
Total.....	20, 000. 00	25, 000. 00	13, 156. 64		

Estimates of appropriations required for the service of the fiscal year ending June 30, 1927—Continued

General object (title of appropriation), date of acts, references to Statutes at Large, or to Revised Statutes, and estimated amount required for each detailed object				Total amount to be appropriated under each head of appropriation	Amount appropriated for the fiscal year ending June 30, 1926
Allowance for Clerks at Consulates— For allowance for clerk hire at consulates, to be expended under the direction of the Secretary of State, \$1,550,000. Clerks whenever hereafter appointed, shall, so far as practicable, be appointed under civil-service rules and regulations (<i>acts Apr. 5, 1906, vol. 34, p. 101, sec. 5; Feb. 27, 1925, vol. 43, p. 1017</i>)				\$1, 550, 000. 00	\$1, 550, 000. 00
	Estimated expenditures, 1927 appropriation	Estimated expenditures, 1926 appropriation	Expended and obligated, 1925		
Field service:					
Salaries and wages—	<i>Average—</i>	<i>Average—</i>	<i>Average—</i>		
Salary range, \$3,000 to \$3,600; average, \$3,300—	No. Salary	No. Salary	No. Salary		
Clerk.....	15 \$3,053	15 \$3,053	16½ \$3,066		
Salary range, \$2,400 to \$3,000; average, \$2,700—					
Clerk.....	84 2,458	84 2,458	77½ 2,445		
Salary range, \$1,800 to \$2,400; average, \$2,100—					
Clerk.....	163 2,093	163 2,093	161½ 2,078		
Salary range, \$1,500 to \$1,800; average, \$1,680—					
Clerk.....	131 1,757	131 1,757	140½ 1,761		
Salary range, \$1,140 to \$1,500; average, \$1,320—					
Clerk.....	37 1,277	37 1,277	45½ 1,299		
Salary range \$1 to \$1,000—					
Clerk.....	894 737	894 737	893½ 713		
Additional compensation for clerks in China and India¹.....	20,000	20,000	17,000		
01 Total number of employees.....	1,324	1,324	1,334½		
Total salaries.....	1, 550, 000	1, 550, 000	1, 536, 670		
¹ China and India having a silver exchange, clerks in those countries are, in accordance with local custom, given additional compensation based on the fluctuation of exchange with reference to a fixed rate. This is for the purpose of stabilizing their compensation to conform to local silver exchange.					
Contingent Expenses, United States Consulates— For expenses of providing all such stationery, blanks, record and other books, seals, presses, flags, signs, rent (so much as may be necessary), repairs to consular buildings owned by the United States, postage, furniture, household furniture and furnishings not to exceed \$10,000, typewriters and exchange of same; statistics, newspapers, freight (foreign and domestic), telegrams, advertising, ice and drinking water for office purposes, uniforms, messenger service, traveling expenses of consular and foreign service officers, including attendance at trade and other conferences or congresses under orders of the Secretary of State as authorized by sec. 14 of the act approved May 24, 1924; compensation of interpreters, kavasses, guards, dragomans, translators, and Chinese writers, loss by exchange, and such other miscellaneous expenses as the President may think necessary for the several consulates and consular agencies in the transaction of their business and payment in advance of subscriptions for newspapers (foreign and domestic), rent, telephone, and other similar services under this appropriation are hereby authorized (<i>R. S. p. 310, sec. 1748; act of Feb. 27, 1925, vol. 43, p. 1017</i>)				965, 000. 00	968, 900. 00
	Estimated expenditures, 1927 appropriation	Estimated expenditures, 1926 appropriation	Expended and obligated, 1925		
Field service:					
Salaries and wages—	<i>Average—</i>	<i>Average—</i>	<i>Average—</i>		
Salary range, \$1,800 to \$2,400; average, \$2,100—	No. Salary	No. Salary	No. Salary		
Interpreters and translators.....	3 \$1,900	3 \$1,900	3 \$1,900		
Salary range \$1,500 to \$1,800; average \$1,680—					
Interpreters and guards.....	6 1,583	6 1,583	5 1,590		
Salary range \$1,140 to \$1,500; average \$1,320—					
Guards.....	19 1,308	19 1,308	19 1,276		
Salary range \$1 to \$1,000—					
Messengers, janitors, etc.....	649 237	649 237	660 228		
Total number of employees.....	677	677	687		
Total salaries.....	191,000.00	191,000.00	196,724.24		
Supplies and materials:					
0200 Stationery and supplies.....	39,001.00	39,001.00	31,819.22		
0205 Cleaning and toilet supplies.....	6,550.00	6,550.00	6,652.15		
0222 Scientific and educational supplies, newspapers, publications, etc.....	18,880.00	18,880.00	19,989.34		
0230 Fuel.....	18,000.00	18,000.00	18,064.34		
0240 Uniforms.....	3,000.00	3,000.00	3,157.13		
0284 Water and ice.....	3,500.00	3,500.00	3,342.58		
0285 Flags, flagpoles, etc.....	2,950.00	2,950.00	2,972.53		
0286 Shipping cases.....	10,000.00	10,000.00	10,726.00		
02 Total supplies and materials.....	101,881.00	101,881.00	96,723.31		

Estimates of appropriations required for the service of the fiscal year ending June 30, 1927—Continued

General object (title of appropriation), date of acts, references to Statutes at Large, or to Revised Statutes, and estimated amount required for each detailed object	Total amount to be appropriated under each head of appropriation	Amount appropriated for the fiscal year ending June 30, 1926
--	--	--

Contingent Expenses, United States Consulates—Continued.

	Estimated expenditures, 1927 appropriation	Estimated expenditures, 1926 appropriation	Expended and obligated, 1925
Communication service:			
0500 Telegraph and cable service.....	\$74,000.00	\$74,000.00	\$74,568.83
0510 Telephone service.....	24,000.00	24,000.00	23,947.95
0520 Other communication service-postage, post-office boxes.....	46,000.00	46,000.00	49,661.11
05 Total communication service.....	144,000.00	144,000.00	148,197.89
Travel expenses:			
0600 Transportation.....	2,820.00	2,820.00	2,857.83
0610 Local transportation.....	15,000.00	15,000.00	15,075.86
06 Total travel expenses.....	17,820.00	17,820.00	17,933.39
07 Transportation of things.....	34,000.00	34,000.00	28,373.18
08 Printing and binding (engraving seals and fee stamps).....	2,700.00	2,700.00	2,718.11
09 Advertising and publication of notices.....	500.00	500.00	526.22
10 Furnishing of heat, light, and water.....	24,000.00	24,000.00	23,722.44
11 Rent.....	322,329.00	322,329.00	308,929.35
Repairs and alterations:			
1200 Repairs to buildings.....	4,600.00	4,600.00	4,369.02
1280 Repairs to furniture and fixtures.....	7,850.00	7,850.00	7,709.43
12 Total repairs and alterations.....	12,450.00	12,450.00	12,078.45
Special and miscellaneous:			
1310 Invoices.....	20.00	20.00	17.27
1320 Loss by exchange.....	46,100.00	50,000.00	41,270.32
1380 Taxes and rates.....	13,000.00	13,000.00	12,203.70
13 Total special and miscellaneous.....	59,120.00	63,020.00	53,491.29
Equipment:			
3010 Equipment, furniture, and fixtures.....	36,620.00	36,620.00	44,401.23
3017 Typewriters.....	11,400.00	11,400.00	11,507.40
3021 Equipment, educational supplies, books, etc.....	5,500.00	5,500.00	7,574.74
3059 Signs.....			226.00
Miscellaneous.....	1,680.00	1,680.00	1,611.50
30 Total equipment.....	55,200.00	55,200.00	65,320.87
Total.....	965,000.00	968,900.00	954,739.04

Immigration of Aliens, Department of State—

To enable the Department of State to perform the duties devolving upon it under the laws regulating immigration of aliens into the United States, including the same objects specified in the acts making appropriations for the Department of State for the fiscal year [1926] 1927, under the heads of salaries and contingent expenses of the Department of State, [printing and binding,] salaries of foreign service officers, allowance for clerk hire at United States consulates, transportation of diplomatic and consular officers and clerks, and contingent expenses, United States consulates, [\$450,000] \$490,000, of which not to exceed \$35,000 shall be available for personal services in the District of Columbia under the classification act of 1923 (*acts May 26, 1924, vol. 43, p. 153; Feb. 27, 1925, vol. 43, p. 1017*)

\$490,000.00

\$450,000.00

	Estimated expenditures, 1927 appropriation	Estimated expenditures, 1926 appropriation	Expended and obligated, 1925
Departmental service:			
Salaries—			
Professional and scientific service—			
Grade 2, \$2,400 to \$3,000; average, \$2,700—	<i>Average—</i>	<i>Average—</i>	<i>Average—</i>
Assistant attorney.....	No. 1 Salary \$2,400	No. 1 Salary \$2,400	No. 1 Salary \$2,400
Grade 1, \$1,800 to \$2,400; average, \$2,111—	1 1,800	1 1,800	1 1,823
Clerical, administrative, and fiscal service—			
Grade 5, \$1,800 to \$2,400; average, \$2,111—			
Senior clerk.....	1 1,800	1 1,800	1 1,823
Grade 4, \$1,680 to \$2,040; average, \$1,860—			
Clerks.....	3 1,680	3 1,680	3 4,960
Grade 2, \$1,320 to \$1,680; average, \$1,500—			
Junior clerks.....	3 1,320	3 1,320	2 3,207
Junior stenographers.....	11 1,320	11 1,320	7½ 1,319
Clerk-typist.....	1 1,320	1 1,320	
Clerk-stenographer.....			3½ 1,359
Grade 1, \$1,140 to \$1,500; average, \$1,320—			
Underclerks.....	4 1,140	4 1,140	
Underclerk-typist.....	1 1,140	1 1,140	
Junior typist.....			2½ 1,166
Total average number of employees.....	25	25	19½
Total salaries, departmental service.....	34,800.00	34,800.00	27,775.79

Estimates of appropriations required for the service of the fiscal year ending June 30, 1927—Continued

General object (title of appropriation), date of acts, references to Statutes at Large, or to Revised Statutes, and estimated amount required for each detailed object				Total amount to be appropriated under each head of appropriation		Amount appropriated for the fiscal year ending June 30, 1926	
<i>Immigration of Aliens, Department of State—Continued.</i>							
		Estimated expenditures, 1927 appropriation	Estimated expenditures, 1926 appropriation	Expended and obligated, 1925			
Field service:							
Salaries and wages—							
Salary range, \$3,000 to \$3,600; average, \$3,300—		<i>Average—</i>	<i>Average—</i>	<i>Average—</i>			
Clerks		No. 3 Salary \$3,167	No. 3 Salary \$3,167	No. 1½ Salary \$3,057			
Salary range, \$2,100 to \$2,700; average, \$2,400—							
Foreign service officers		12 2,500	12 2,500	8 2,500			
Clerks		16 2,236	16 2,236	9½ 2,258			
Salary range, \$1,860 to \$2,400; average, \$2,111—							
Clerks		9 2,000	9 2,000	3½ 2,000			
Salary range, \$1,500 to \$1,860; average, \$1,680—							
Clerks		40 1,785	40 1,785	48½ 1,798			
Salary range, \$1,140 to \$1,500; average, \$1,320—							
Clerks		12 1,217	10 1,240	7½ 1,270			
Salary range, \$1 to \$1,000; average, \$500—							
Clerks, messengers, translators, janitors, etc.		282 589	251 596	184½ 585			
Total average number of employees		374	341	263½			
Total salaries, field service		332,671.00	316,171.00	244,904.82			
Difference between 1927 and 1926 is due to increase in personnel, 31 at \$16,500.							
01 Total personal services		367,471.00	350,971.00	272,740.61			
Supplies and materials:							
0200 Stationery supplies		3,044.75	3,044.75	20,148.02			
0205 Cleaning and toilet supplies		681.00	621.00	292.62			
0222 Scientific supplies		195.00	195.00	79.88			
0230 Fuel		1,708.50	1,708.50	962.48			
0284 Water and ice		70.00	70.00	107.88			
0285 Flags, flagpoles, etc.		20.00	20.00				
02 Total supplies and materials		5,719.25	5,659.25	21,590.88			
Communication service:							
0500 Telegraph service		20,000.00	20,000.00	38,390.81			
0501 Telephone service		2,008.00	2,008.00	1,389.74			
0520 Other communication service		9,710.00	9,710.00	5,969.91			
05 Total communication service		31,718.00	31,718.00	45,750.46			
Travel expenses:							
0600 Transportations		3,000.00	3,000.00	19,150.47			
0610 Local transportation		237.00	237.00	194.52			
0640 Subsistence		500.00	500.00	2,578.17			
0690 Special and miscellaneous		700.00	700.00	5,463.71			
06 Total travel expenses		4,437.00	4,437.00	27,386.87			
07 Transportation of things		4,800.00	4,800.00	15,335.45			
08 Printing and binding				16.15			
09 Advertising and publication of notices		397.00	397.00	777.80			
10 Furnishing of heat and light		2,863.00	2,563.00	1,755.88			
11 Rent		54,400.00	39,400.00	16,464.27			
Repairs and alterations:							
1200 Repairs to buildings		4,315.00	1,315.00	712.75			
1250 Repairs to furniture and fixtures		1,163.50	1,163.50	768.70			
12 Total repairs and alterations		5,478.50	2,478.50	1,481.45			
Special and miscellaneous:							
1320 Loss by exchange				80.64			
1380 Taxes and rates		1,495.00	1,495.00	925.96			
13 Total special and miscellaneous		1,495.00	1,495.00	1,006.60			
Equipment:							
3010 Furniture and fixtures		7,007.80	2,287.80	28,457.75			
3017 Typewriters		3,400.00	3,000.00	9,812.00			
3059 Signs							
Miscellaneous		813.45	813.45	774.38			
30 Total equipment		11,221.25	6,081.25	37,044.13			
Total		490,000.00	450,000.00	441,350.55			

Estimates of appropriations required for the service of the fiscal year ending June 30, 1927—Continued

General object (title of appropriation), date of acts, references to Statutes at Large, or to Revised Statutes, and estimated amount required for each detailed object				Total amount to be appropriated under each head of appropriation	Amount appropriated for the fiscal year ending June 30, 1926
Relief and Protection of American Seamen— For relief and protection of American seamen in foreign countries, in the Panama Canal Zone, and in the Philippine Islands, and shipwrecked American seamen in the Territory of Alaska, in the Hawaiian Islands, in Porto Rico, and in the Virgin Islands, (<i>R. S.</i> , p. 381, secs. 4554-4591; <i>acts Jan. 3, 1923, vol. 42, p. 1072; Feb. 27, 1925, vol. 43, p. 1017</i>)				\$125,000.00	\$150,000.00
	Estimated expenditures, 1927 appropriation	Estimated expenditures, 1926 appropriation	Expended and obligated, 1925		
02 Supplies and materials (clothing).....	\$2,000.00	\$2,000.00	\$1,310.92		
Subsistence and support of persons:					
0320 Board and lodging.....	25,000.00	35,000.00	18,644.93		
0350 Medical aid.....	30,000.00	35,000.00	23,321.80		
03 Total subsistence and support of persons.....	55,000.00	70,000.00	41,966.73		
06 Travel expenses.....	65,000.00	75,000.00	55,551.32		
22 Burial expenses.....	1,000.00	1,000.00	540.68		
13 Special and miscellaneous current expenses.....	2,000.00	2,000.00	423.84		
Total.....	125,000.00	150,000.00	99,793.49		
Salaries, Foreign Service Officers— For salaries of foreign service officers as provided in the act approved May 24, 1924, entitled "An act for the reorganization and improvement of the foreign service of the United States, and for other purposes" (<i>acts May 24, 1924, vol. 43, p. 140; Feb. 27, 1925, vol. 43, p. 1017</i>)				2,890,000.00	2,911,000.00
	Estimated expenditures, 1927 appropriation	Estimated expenditures, 1926 appropriation	Expended and obligated, 1925		
Field service:					
Salaries and wages—	<i>Average—</i>	<i>Average—</i>	<i>Average—</i>		
Salary range, \$7,500 and over—	No. 48	No. 48	No. 49		
Class 1 and class 2.....	\$8,667	\$8,667	\$8,162		
Salary range, \$6,000 to \$7,500; average, \$6,750—					
Class 3 and class 4.....	103	103	104		
Salary range, \$3,800 to \$5,000; average, \$4,400—					
Class 5, class 6 and class 7.....	243	243	238		
Salary range, \$3,000 to \$3,600; average, \$3,300—					
Class 8, class 9, and unclassified, at \$3,000—	153	153	151		
Salary range, \$2,400 to \$3,000; average, \$2,700—					
Unclassified.....	90	90	94		
Salary range, \$1,500 to \$1,850; average, \$1,680—					
Unclassified.....	5	5	5		
Total average number of employees.....	642	642	641		
Total salaries and wages field service.....	2,911,000	2,911,000	2,882,000		
Deduct for lapses.....	21,000				
01 Total, personal services.....	2,890,000	2,911,000	2,882,000		
Salaries, Diplomatic, Consular, and Foreign Service Officers while Receiving Instructions and in Transit— To pay the salaries of ambassadors, ministers, consuls, vice consuls, and other officers of the United States for the period actually and necessarily occupied in receiving instructions and in making transits to and from their posts, and while awaiting recognition and authority to act in pursuance with the provisions of section 1740 of the Revised Statutes (<i>R. S.</i> , p. 309, sec. 1740; <i>acts May 24, 1924, vol. 43, p. 140; Feb. 27, 1925, vol. 43, p. 1017-1018</i>)				20,000.00	30,000.00
	Estimated expenditures, 1927 appropriation	Estimated expenditures, 1926 appropriation	Expended and obligated, 1925		
01 Personal services.....	\$20,000.00	\$30,000.00	\$19,636.48		

Estimates of appropriations required for the service of the fiscal year ending June 30, 1927—Continued

General object (title of appropriation), date of acts, references to Statutes at Large, or to Revised Statutes, and estimated amount required for each detailed object				Total amount to be appropriated under each head of appropriation	Amount appropriated for the fiscal year ending June 30, 1926
Transportation of Diplomatic, Consular, and Foreign Service Officers— To pay the itemized and verified statements of the actual and necessary expenses of transportation and subsistence, under such regulations as the Secretary of State may prescribe, of diplomatic, consular, and foreign service officers, and clerks in embassies, legations, and consulates, including officers of the United States Court for China, and their families and effects in going to and returning from their posts, or of such officers and clerks when traveling under orders of the Secretary of State, but not including any expense incurred in connection with leaves of absence, [\$250,000] \$275,000: <i>Provided</i> , That no part of said sum shall be paid for transportation on foreign vessels without a certificate from the Secretary of State that there are no American vessels on which such officers and clerks may be transported (<i>acts May 24, 1924, vol. 43, p. 140; Feb. 27, 1925, vol. 43, p. 1018</i>)-----				\$275, 000. 00	\$250, 000. 00
	Estimated expenditures, 1927 appropriation	Estimated expenditures, 1926 appropriation	Expended and obligated, 1925		
Travel expenses:					
0601 Transportation (railroad, steamship, and local transportation)-----	\$131, 000. 00	\$140, 000. 00	\$173, 772. 84		
0640 Subsistence-----	20, 000. 00	10, 000. 00	26, 846. 77		
0690 Other expenses-----	20, 000. 00	10, 000. 00	26, 473. 56		
06 Total travel expenses-----	171, 000. 00	160, 000. 00	227, 093. 17		
07 Transportation of effects-----	104, 000. 00	90, 000. 00	124, 106. 02		
Total-----	275, 000. 00	250, 000. 00	351, 199. 19		
Emergencies Arising in the Diplomatic and Consular Service— To enable the President to meet unforeseen emergencies arising in the Diplomatic and Consular Service, and to extend the commercial and other interests of the United States and to meet the necessary expenses attendant upon the execution of the neutrality act, to be expended pursuant to the requirement of section 291 of the Revised Statutes (<i>R. S., p. 49, sec. 291; acts Mar. 4, 1909, vol. 35, p. 1089, secs. 9-18; Feb. 27, 1925, vol. 43, p. 1018</i>)-----				400, 000. 00	400, 000. 00
	Estimated expenditures, 1927 appropriation	Estimated expenditures, 1926 appropriation	Expended and obligated, 1925		
1380 Emergencies arising in the Diplomatic and Consular Service and to extend the commercial and other interests of the United States-----	\$400, 000	\$400, 000	\$300, 389		
Allowance to Widows or Heirs of Foreign Service Officers Who Die Abroad— For payment under the provisions of section 1749 of the Revised Statutes of the United States to the widows or heirs at law of diplomatic, consular, and foreign service officers of the United States dying in foreign countries in the discharge of their duties (<i>R. S., p. 311, sec. 1749; acts May 24, 1924, vol. 43, p. 140; Feb. 27, 1925, vol. 43, p. 1018</i>)-----				2, 000. 00	2, 000. 00
	Estimated expenditures, 1927 appropriation	Estimated expenditures, 1926 appropriation	Expended and obligated, 1925		
2103 Allowance to widows or heirs-----	\$2, 000. 00	\$2, 000. 00	\$1, 864. 86		
Transporting Remains of Foreign Service Officers and Clerks— For defraying the expenses of transporting the remains of diplomatic, consular, and foreign service officers of the United States, including clerks, who have died or may die abroad or in transit while in the discharge of their official duties, to their former homes in this country for interment, and for the ordinary and necessary expenses of such interment, at their post or at home (<i>act of Feb. 27, 1925, vol. 43, p. 1018</i>)-----				4, 000. 00	4, 000. 00
	Estimated expenditures, 1927 appropriation	Estimated expenditures, 1926 appropriation	Expended and obligated, 1925		
05 Telegrams-----	\$20. 00	\$20. 00	\$5. 25		
06 Transportation, local-----	280. 00	280. 00	207. 23		
07 Transportation of corpses-----	1, 500. 00	1, 500. 00	1, 066. 10		
2250 Burial expenses-----	2, 200. 00	2, 200. 00	2, 582. 83		
Miscellaneous expenses-----			55. 33		
Total-----	4, 000. 00	4, 000. 00	3, 916. 74		

Estimates of appropriations required for the service of the fiscal year ending June 30, 1927—Continued

General object (title of appropriation), date of acts, references to Statutes at Large, or to Revised Statutes, and estimated amount required for each detailed object					Total amount to be appropriated under each head of appropriation	Amount appropriated for the fiscal year ending June 30, 1926
Post Allowances to Foreign Service Officers— To enable the President, in his discretion, and in accordance with such regulations as he may prescribe, to make special allowances by way of additional compensation to diplomatic, consular, and foreign service officers, and officers of the United States Court for China, in order to adjust their official income to the ascertained cost of living at the posts to which they may be assigned (<i>acts May 24, 1924, vol. 43, p. 140; Feb. 27, 1925, vol. 43, p. 1018</i>)-----					\$25,000.00	\$25,000.00
	Rate per annum	Estimated expenditures, 1927 appropriation	Estimated expenditures, 1926 appropriation	Expended and obligated, 1925		
		Number	Number	Number		
01 Post allowances.....	\$1,200			3		
Do.....	1,000			2		
Do.....	900			3		
Do.....	800			2		
Do.....	750			3		
Do.....	700			6		
Do.....	650			2		
Do.....	600	6	6	8		
Do.....	550			5		
Do.....	500	11	11	14		
Do.....	450			3		
Do.....	420	1	1	3		
Do.....	400	6	6	5		
Do.....	350			3		
Do.....	300	25	25	15		
Do.....	250	1	1	3		
Do.....	240	6	6			
Do.....	200	11	11	10		
Do.....	160	6	6	11		
Do.....	120	5	5	10		
Do.....	100	2	2	16		
Total.....		80	80	127		
		\$25,000.00	\$25,000.00	\$78,625.14		
¹ Included herein is the amount expended from the amount of \$38,700 allotted for exchange allowances to diplomatic and consular officers in China and the officers of the United States Court for China.						
Annual Expenses of Cape Spartel Light, Coast of Morocco— For annual proportion of the expenses of Cape Spartel and Tangier Light on the coast of Morocco, including loss by exchange (<i>treaty May 31, 1865, vol. 14, p. 679; act Feb. 27, 1925, vol. 43, p. 1019</i>)-----					386.00	386.00
		Estimated expenditures, 1927 appropriation	Estimated expenditures, 1926 appropriation	Expended and obligated, 1925		
2212 United States share of expenses of Cape Spartel and Tangier Light.....		\$386	\$386	\$289		
Rescuing Shipwrecked American Seamen— For expenses which may be incurred in the acknowledgment of the services of masters and crews of foreign vessels in rescuing American seamen or citizens from shipwreck or other catastrophe at sea (<i>act Feb. 27, 1925, vol. 43, p. 1019</i>)-----					2,000.00	3,000.00
		Estimated expenditures, 1927 appropriation	Estimated expenditures, 1926 appropriation	Expended and obligated, 1925		
2230 Expenses of acknowledging services of masters and crews of foreign vessels when rescuing American seamen or citizens from shipwreck....		\$2,000	\$3,000	\$534		
International Bureau of Weights and Measures— For contribution to the maintenance of the International Bureau of Weights and Measures, in conformity with the terms of the convention of May 20, 1875, the same to be paid, under the direction of the Secretary of State, to said bureau on its certificate of apportionment (<i>treaty May 20, 1875, vol. 20, p. 714, arts. 9, 10, 11; act Feb. 27, 1925, vol. 43, p. 1019</i>)-----					3,000.00	3,000.00
		Estimated expenditures, 1927 appropriation	Estimated expenditures, 1926 appropriation	Expended and obligated, 1925		
22 Grants, subsidies, and contributions.....		\$3,000.00	\$3,000.00	\$1,947.04		

Estimates of appropriations required for the service of the fiscal year ending June 30, 1927—Continued

General object (title of appropriation), date of acts, references to Statutes at Large, or to Revised Statutes, and estimated amount required for each detailed object				Total amount to be appropriated under each head of appropriation	Amount appropriated for the fiscal year ending June 30, 1926
International Bureau for Publication of Customs Tariffs— To meet the share of the United States in the annual expense for the year ending March 31, [1926] 1927, of sustaining the international bureau at Brussels for the translation and publication of customs tariffs, pursuant to the convention proclaimed December 17, 1890 (<i>treaty July 5, 1890, vol. 28, p. 1520, art. 9; act Feb. 27, 1925, vol. 43, p. 1019</i>)-----				\$1, 400. 00	\$2, 187. 00
	Estimated expenditures, 1927 appropriation	Estimated expenditures, 1926 appropriation	Expended and obligated, 1925		
22 Grants, subsidies, and contributions-----	\$1, 400. 00	\$2, 187. 00	\$1, 318. 76		
Water Boundary, United States and Mexico— To enable the President to perform the obligations of the United States under the treaties of 1884, 1889, 1905, and 1906, between the United States and Mexico, including not to exceed [\$900] \$1,200 for rent of offices [and \$600 for the purchase of a motor-driven truck, \$43,200: <i>Provided, That not to exceed \$6,000 of such sum may in the discretion of the President be used for taking over the water gauging now being done by the State of Texas</i>] (<i>treaties of Nov. 12, 1884, vol. 24, p. 1011; May 1, 1889, vol. 26, p. 1513, art. II; acts Jan. 3, 1923, vol. 42, p. 1074, sec. 1; Feb. 27, 1925, vol. 43, p. 1019</i>)-----				36, 000. 00	43, 200. 00
	Estimated expenditures, 1927 appropriation	Estimated expenditures, 1926 appropriation	Expended and obligated, 1925		
Field service:					
Salaries and wages—	Average—	Average—	Average—		
Salary range, \$3,900 to \$5,000; average, \$4,400—	No. Salary	No. Salary	No. Salary		
Commissioner-----	1 \$5, 000	1 \$5, 000	1 \$5, 000		
Consulting engineer-----	1 4, 800	1 4, 800	1 4, 800		
Secretary and disbursing officer-----	1 4, 000	1 4, 000	1 4, 000		
Salary range, \$3,000 to \$3,600; average, \$3,300—					
Assistant engineer-----	1 3, 000	1 3, 000	1 3, 000		
Salary range, \$2,100 to \$2,700; average, \$2,400—					
Translator and stenographer-----	1 2, 400	1 2, 400	1 2, 200		
Salary range, \$1,860 to \$2,400; average, \$2,111—					
Instrument man-----	1 2, 400	1 2, 400	1 2, 000		
Draftsman and computer-----	1 2, 400	1 2, 400	1 2, 000		
Salary range, \$1,320 to \$1,680; average, \$1,500—					
Head chainman-----	1 1, 500	1 1, 500	1 1, 500		
Salary range, \$1,140 to \$1,500; average, \$1,320—					
Rear chainman-----	1 1, 200	1 1, 200	1 1, 000		
	9 26, 700	9 26, 700	9 25, 467. 67		
Wages:					
Superintendent and observers of gauging station--	1, 800	1, 800	1, 860. 00		
Miscellaneous wages-----	2, 535	4, 230	4, 451. 12		
01 Total salaries and wages, field service-----	31, 035. 00	32, 730. 00	31, 778. 79		
Supplies and materials:					
0200 Stationery and office supplies-----	90. 00	150. 00	95. 48		
0220 Engineer's supplies-----	200. 00	-----	1, 019. 32		
0290 Materials, metals, lumber, etc-----	600. 00	700. 00	693. 21		
02 Total supplies and materials-----	890. 00	850. 00	1, 810. 01		
Communication service:					
0500 Telegraph service-----	75. 00	150. 00	35. 25		
0510 Telephone service-----	50. 00	150. 00	90. 25		
05 Total communication service-----	125. 00	300. 00	125. 50		
06 Travel expenses-----	2, 500. 00	3, 000. 00	3, 454. 96		
11 Rent of office-----	1, 200. 00	900. 00	900. 00		
12 Repairs to monuments-----	-----	5, 000. 00	-----		
Special and miscellaneous:					
1370 Special and miscellaneous services-----	-----	150. 00	-----		
1390 Special and miscellaneous expenses-----	150. 00	150. 00	219. 43		
13 Total special and miscellaneous-----	150. 00	300. 00	219. 43		
30 Equipment: Furniture and fixtures-----	100. 00	120. 00	113. 26		
Total-----	36, 000. 00	43, 200. 00	38, 401. 95		

Estimates of appropriations required for the service of the fiscal year ending June 30, 1927—Continued

General object (title of appropriation), date of acts, references to Statutes at Large, or to Revised Statutes, and estimated amount required for each detailed object				Total amount to be appropriated under each head of appropriation	Amount appropriated for the fiscal year ending June 30, 1926	
Boundary Line, Alaska and Canada, and United States and Canada— To enable the Secretary of State to mark the boundary and make the surveys incidental thereto between the Territory of Alaska and the Dominion of Canada, in conformity with the award of the Alaskan Boundary Tribunal and existing treaties, including employment at the seat of government of such surveyors, computers, draftsmen, and clerks as are necessary; and for the more effective demarcation and mapping, pursuant to the treaty of April 11, 1908, between the United States and Great Britain, of the land and water boundary line between the United States and the Dominion of Canada, as established under existing treaties, to be expended under the direction of the Secretary of State, including the salaries of the commissioner and the necessary engineers, surveyors, draftsmen, computers, and clerks in the field and at the seat of government, expense of necessary traveling, for payment for timber necessarily cut in determining the boundary line not to exceed \$500, and commutation to members of the field force while on field duty or actual expenses not exceeding \$5 per day each, to be expended in accordance with regulations from time to time prescribed by the Secretary of State, [\$38,515] \$35,000: Provided, That when the commissioner is absent from Washington and from his regular place of residence on official business he shall not be allowed actual and necessary expenses of subsistence in excess of \$8 per day (<i>act Feb. 27, 1925, vol. 43, p. 1020</i>)				\$35,000.00	\$38,515.00	
		Estimated expenditures, 1927 appropriation	Estimated expenditures, 1926 appropriation	Expended and obligated, 1925		
Salaries:		Average—	Average—	Average—		
Salary range, \$5,200 to \$6,000—	No. 1	Salary \$5,400	No. 1	Salary \$5,400	No. 1	Salary \$5,400
Engineer to the commission	1	4,000	1	4,000	1	4,000
Salary range, \$3,800 to \$5,000—	2	3,800	2	3,800	2	3,800
Topographic engineer	1	4,000	1	4,000	1	4,000
Topographic engineers	1	4,000	1	4,000	1	4,000
Cartographer	1	4,000	1	4,000	1	4,000
Mathematician	1	2,900	1	2,900	1	2,900
Salary range, \$3,000 to \$3,600—	1	2,500	1	2,500	1	2,500
Chief clerk and disbursing officer	1	2,500	2	2,500	2	2,500
Salary range, \$2,400 to \$3,000—	1	1,500	1	1,500	1	1,500
Topographic draftsman	9	32,900.00	11	36,900.00	11	36,900.00
Computers (forced reduction in personnel)						
Salary range, \$1,600 to \$1,860—						
Stenographer and typist (reduction in force)						
Total employees (all worked full year)						
Total salaries						
02 Stationery and office supplies		275.00	300.00	68.78		
05 Telegraph service		15.00	15.00	9.93		
051 Telephone service		110.00	110.00	110.71		
0610 Transportation, local		50.00	50.00	33.35		
0615 Transportation		1,000.00	600.00	460.46		
0616 Subsistence		450.00	350.00	225.00		
0700 Transportation of things (service)		100.00	90.00	65.00		
1300 Special and miscellaneous expenses		100.00	100.00	101.46		
3000 Equipment				20.53		
Total		35,000.00	38,515.00	37,995.22		
International Prison Commission— For subscription of the United States as an adhering member of the International Prison Commission, and the expenses of a commission, including preparation of reports (<i>acts Feb. 28, 1913, vol. 37, p. 692; Feb. 27, 1925, vol. 43, p. 1020</i>)				2,550.00	2,550.00	
		Estimated expenditures, 1927 appropriation	Estimated expenditures, 1926 appropriation	Expended and obligated, 1925		
01 Personal services		\$400	\$400	\$400		
02 Stationery		50	50	50		
06 Travel expenses		1,145	1,145	1,145		
08 Typewriting		50	50	50		
Grants, subsidies, and contributions:						
2212 Contribution of United States to International Prison Commission		900	900	900		
2210 Dues in American Prison Association		5	5	5		
Total grants, subsidies, and contributions		905	905	905		
Total		2,550	2,550	2,550		

Estimates of appropriations required for the service of the fiscal year ending June 30, 1927—Continued

General object (title of appropriation), date of acts, references to Statutes at Large, or to Revised Statutes, and estimated amount required for each detailed object				Total amount to be appropriated under each head of appropriation	Amount appropriated for the fiscal year ending June 30, 1926
Pan American Union— For the payment of the quota of the United States for the support of the Pan American Union, [\$107,231.48] <i>\$126,713.58</i> , and for printing and binding of the union, \$20,000; in all, [\$127,231.48] <i>\$146,718.58</i> : <i>Provided</i> , That any moneys received from the other American Republics for the support of the union shall be paid into the Treasury as a credit, in addition to the appropriation, and may be drawn therefrom upon requisitions of the chairman of the governing board of the union for the purpose of meeting the expenses of the union and of carrying out the orders of the said governing board (<i>acts of July 14, 1890, vol. 26, p. 275; Aug. 18, 1894, vol. 28, p. 418; Feb. 27, 1925, vol. 43, p. 1020</i>) -----				\$146, 713. 58	\$127, 231. 48
	Estimated expenditures, 1927 appropriation	Estimated expenditures, 1926 appropriation	Expended and obligated, 1925		
2212 Contribution of the United States to the support of the Pan American Union.....	\$126, 713. 58	\$107, 231. 48	\$100, 000. 00		
2212 Contribution of the United States for printing and binding for the Pan American Union for fiscal year ending June 30, 1927..	20, 000. 00	20, 000. 00	20, 000. 00		
Total	146, 713. 58	127, 231. 48	120, 000. 00		
International Bureau of Permanent Court of Arbitration— To meet the share of the United States in the expenses for the calendar year [1924] <i>1925</i> of the International Bureau of the Permanent Court of Arbitration, created under article [22] <i>45</i> of the convention concluded at The Hague, [July 29, 1899] <i>October 18, 1907</i> , for the pacific settlement of international disputes (<i>treaty of Oct. 18, 1907, vol. 36, pt. 2, pp. 2222, 2225, arts. 43, 50; act Feb. 27, 1925, vol. 43, p. 1020</i>) -----				2, 000. 00	2, 000. 00
	Estimated expenditures, 1927 appropriation	Estimated expenditures, 1926 appropriation	Expended and obligated, 1925		
22 Grants, subsidies, and contributions.....	\$2, 000. 00	\$2, 000. 00	\$1, 890. 67		
Bureau of Interparliamentary Union for Promotion of International Arbitration— For the contribution of the United States toward the maintenance of the Bureau of the Interparliamentary Union for the promotion of international arbitration [to be immediately available] (<i>act Feb. 27, 1925, vol. 43, p. 1020</i>) -----				4, 000. 00	6, 000. 00
	Estimated expenditures, 1927 appropriation	Estimated expenditures, 1926 appropriation	Expended and obligated, 1925		
22 Grants, subsidies, and contributions.....	\$4, 000	\$5, 000	\$4, 000		
International Commission on Annual Tables of Constants, etc.— To the International Commission on Annual Tables of Constants and Numerical Data, Chemical, Physical, and Technological, as established by the Seventh International Congress of Applied Chemistry in London and as continued by the eighth congress in New York, as a contribution by the United States toward the publication of annual tables of constants, chemical, physical, and technological (<i>act Feb. 27, 1925, vol. 43, p. 1021</i>) -----				500. 00	500. 00
	Estimated expenditures, 1927 appropriation	Estimated expenditures, 1926 appropriation	Expended and obligated, 1925		
22 Grants, subsidies, and contributions.....	\$500	\$500	\$500		

Estimates of appropriations required for the service of the fiscal year ending June 30, 1927—Continued

General object (title of appropriation), date of acts, references to Statutes at Large, or to Revised Statutes, and estimated amount required for each detailed object				Total amount to be appropriated under each head of appropriation	Amount appropriated for the fiscal year ending June 30, 1926
International Institute of Agriculture at Rome, Italy—					
For the payment of the quota of the United States, including the Territory of Hawaii, and the dependencies of the Philippine Islands, Porto Rico, and the Virgin Islands, for the support of the International Institute of Agriculture for the calendar year [1926] 1927 (<i>quota authorized, treaty of June 7, 1905, vol. 35, pt. 2, p. 1918, Art. X; act Feb. 27, 1925, vol. 43, p. 1021</i>)				\$9,600.00	
For the payment of the additional quota of the United States, including the Territory of Hawaii and the dependencies of the Philippine Islands, Porto Rico, and the Virgin Islands, for the support of the International Institute of Agriculture, in accordance with the resolutions of the general meetings of the institute held in November, 1920, and May, 1924, said amount to be paid in United States currency on the basis of the fixed rate of exchange at par, for the calendar year [1926] 1927 (<i>act Feb. 27, 1925, vol. 43, p. 1021</i>)				34,740.00	
For salary of the one member of the permanent committee of the International Institute of Agriculture for the calendar year [1926] 1927 (<i>act Feb. 27, 1925, vol. 43, p. 1021</i>)				5,000.00	
For the cost of translating into and printing in the English language the publications of the International Institute of Agriculture at Rome (<i>act Feb. 27, 1925, vol. 43, p. 1021</i>)				5,000.00	
Total				\$54,340.00	\$54,340.00
	Estimated expenditures, 1927 appropriation	Estimated expenditures, 1926 appropriation	Expended and obligated, 1925		
01 Salary of the 1 member of the permanent committee	\$5,000	\$5,000	\$5,000		
08 For the cost of translating and printing in the English language the publications of the institute.	5,000	5,000	5,000		
Grants, subsidies, and contributions:					
2212 Contributions of the United States on account of the share of the United States in the expenses of the institute, including the dependencies of Hawaii, the Philippine Islands, Porto Rico, and the Virgin Islands, in all 48 units, or 120,000 francs	9,600	9,600	9,600		
2212 Contributions of the United States on account of the additional quota	34,740	34,740	34,737		
22 Total grants, subsidies, and contributions	44,340	44,340	44,337		
Total	54,340	54,340	54,337		
International Railway Congress—					
To pay the quota of the United States as an adhering member of the International Railway Congress for the year ending April 15, [1926] 1927 (<i>act Feb. 27, 1925, vol. 43, p. 1021</i>)				800.00	800.00
	Estimated expenditures, 1927 appropriation	Estimated expenditures, 1926 appropriation	Expended and obligated, 1925		
22 Grants, subsidies, and contributions	\$800	\$800	\$800		
[International] Pan American Sanitary Bureau—					
For the annual share of the United States for the maintenance of the [International] Pan American Sanitary Bureau for the year [1926] 1927 (<i>treaties Oct. 15, 1905, vol. 35, pt. 2, p. 2094, Art. X; Nov. 24, 1924, Art. 60; act Feb. 27, 1925, vol. 43, p. 1021</i>)				29,222.32	11,154.29
	Estimated expenditures, 1927 appropriation	Estimated expenditures, 1926 appropriation	Expended and obligated, 1925		
22 Grants, subsidies, and contributions	\$29,222.32	\$11,154.29	\$11,154.29		

Estimates of appropriations required for the service of the fiscal year ending June 30, 1927—Continued

General object (title of appropriation), date of acts, references to Statutes at Large, or to Revised Statutes, and estimated amount required for each detailed object				Total amount to be appropriated under each head of appropriation	Amount appropriated for the fiscal year ending June 30, 1926
International Office of Public Health— For the payment of the quota of the United States for the year [1926] 1927 toward the support of the International Office of Public Health, created by the international arrangement signed at Rome, December 9, 1907, in pursuance of article 181 of the International Sanitary Convention signed at Paris on December 3, 1903 (<i>treaties of Dec. 3, 1903, Dec. 9, 1907, vol. 35, p. 2061, Art. III; act Feb. 27, 1925, vol. 43, p. 1022</i>)				\$3, 860. 00	\$3, 860. 00
	Estimated expenditures, 1927 appropriation	Estimated expenditures, 1926 appropriation	Expended and obligated, 1925		
22 Grants, subsidies, and contributions	\$3, 860. 00	\$3, 860. 00	\$1, 078. 74		
International Radiotelegraphic Convention— For the share of the United States for the calendar year [1926] 1927, as a party to the international radiotelegraphic conventions heretofore signed, of the expenses of the radiotelegraphic service of the International Bureau of the Telegraphic Union at Berne (<i>treaties of Nov. 3, 1906, July 5, 1912, vol. 37, pt. 2, pp. 1569-1597; act Feb. 27, 1925, vol. 43, p. 1022</i>)				5, 750. 00	5, 750. 00
	Estimated expenditures, 1927 appropriation	Estimated expenditures, 1926 appropriation	Expended and obligated, 1925		
22 Grants, subsidies, and contributions	\$5, 750	\$5, 750	\$5, 750		
United States Section, Inter-American High Commission— To defray the actual and necessary expenses on the part of the United States Section of the Inter-American High Commission, [\$21,680] \$21,000, to be expended under the direction of the Secretary of State (<i>acts of Feb. 7, 1916, vol. 39, p. 8, and of Feb. 27, 1925, vol. 43, p. 1022</i>)				21, 000. 00	21, 680. 00
	Estimated expenditures, 1927 appropriation	Estimated expenditures, 1926 appropriation	Expended and obligated, 1925		
Field service:					
Salaries and wages—	Average—	Average—	Average—		
Salary range, \$5,200 to \$6,000; average, \$5,600—	No. Salary	No. Salary	No. Salary		
Secretary General	1 \$6, 000	1 \$6, 000	1 \$5, 250		
Salary range, \$2,700 to \$3,300; average, \$3,000—					
Research assistant	1 3, 200	1 3, 200	1 3, 200		
Salary range, \$2,400 to \$3,000; average, \$2,700—					
Administrative assistant	1 2, 540	1 2, 540	1 2, 540		
Salary range, \$1,860 to \$2,400; average, \$2,130—					
Research assistant	1 2, 040	1 2, 240	1 2, 240		
Research clerks	1 1, 840	1 1, 840	2 1, 840		
Translator and Spanish stenographer	1 1, 800	1 1, 840	1 1, 840		
Salary range, \$1,140 to \$1,500; average, \$1,320—					
English stenographer	1 1, 440	1 1, 440	1 1, 440		
Salary range, \$900 to \$1,140; average, \$1,020—					
Messenger	1 1, 040	1 1, 040	1 1, 040		
Total average number of employees	8	8	7 1/2		
Total salaries	19, 900. 00	20, 140. 00	18, 784. 04		
01 Total personal services	19, 900. 00	20, 140. 00	18, 784. 04		
The difference between 1927 and 1926 is due to decrease in salaries, \$240.					
Supplies and materials:					
0200 Stationery and office supplies	100. 00	150. 00	104. 78		
0222 Scientific and educational equipment	100. 00	100. 00	104. 65		
02 Total supplies and materials	200. 00	250. 00	209. 43		
Communication service:					
0500 Telegraph service	60. 00	60. 00	33. 33		
0510 Telephone service	40. 00	40. 00	36. 23		
0520 Other communication service	100. 00	100. 00	155. 00		
05 Total communication service	200. 00	200. 00	224. 56		
Travel expenses:					
0601 Transportation	350. 00	550. 00	378. 48		
0640 Subsistence	120. 00	200. 00	83. 50		
06 Total travel expenses	470. 00	750. 00	459. 98		
08 Photographing and photographs and prints	10. 00	10. 00	3. 26		
12 Repairs and alterations	10. 00	10. 00	6. 85		
Equipment:					
3010 Furniture, furnishings and fixtures	150. 00	250. 00	258. 63		
3021 Educational, scientific and recreational equipment	10. 00	20. 00	4. 75		
3050 Other equipment	50. 00	50. 00	37. 50		
30 Total equipment	210. 00	320. 00	300. 88		
Total	21, 000. 00	21, 680. 00	19, 989. 00		

Estimates of appropriations required for the service of the fiscal year ending June 30, 1927—Continued

General object (title of appropriation), date of acts, references to Statutes at Large, or to Revised Statutes, and estimated amount required for each detailed object

Total amount to be appropriated under each head of appropriation

Amount appropriated for the fiscal year ending June 30, 1926

Waterways Treaty, United States and Great Britain—

For salaries and expenses, including salaries of commissioners and salaries of clerks and other employees appointed by the commissioners on the part of the United States, with the approval solely of the Secretary of State, cost of law books, books of reference, and periodicals, office equipment and supplies, and necessary traveling expenses, and for one-half of all reasonable and necessary joint expenses of the International Joint Commission incurred under the terms of the treaty between the United States and Great Britain concerning the use of boundary waters between the United States and Canada, and for other purposes, signed January 11, 1909, **[\$33,000]** \$32,000, to be disbursed under the direction of the Secretary of State: *Provided*, That no part of this appropriation shall be expended for subsistence of the commission or secretary, except for actual and necessary expenses, not in excess of \$8 per day each, when absent from Washington and from his regular place of residence on official business: *Provided further*, That a part of this appropriation may be expended for rent of offices for the commission in the District of Columbia in the event that the Public Buildings Commission is unable to supply suitable office space (*treaty of Jan. 11, 1909, vol. 36, p. 2453, art. 12; acts June 13, 1902, vol. 32, p. 373; Feb. 27, 1925, vol. 43, p. 1022*)-----

\$32,000.00

\$33,000.00

	Estimated expenditures, 1927 appropriation	Estimated expenditures, 1926 appropriation	Expended and obligated, 1925
	<i>Average—</i>	<i>Average—</i>	<i>Average—</i>
	No. Salary	No. Salary	No. Salary
Personal services:			
Commissioners.....	3 \$7,500	3 \$7,500	2½ \$7,500
Secretary and special disbursing officer.....	1 4,000	1 4,000	1 4,000
Clerk.....	1 2,050	1 2,050	1 2,050
Salaries.....	5 28,550.00	5 28,550.00	4½ 21,925.00
Special and miscellaneous payments to temporary technical, clerical, and other assistants.....	250.00	850.00	389.40
01 Net personal services.....	28,800.00	29,400.00	22,314.40
02 Supplies and materials.....	115.00	115.00	85.00
03 Subsistence and support of persons.....	665.00	685.00	525.77
05 Communication service.....	115.00	114.00	119.19
06 Travel expenses.....	1,835.00	1,900.00	1,855.52
07 Transportation of things.....	5.00	5.00	1.50
Special and miscellaneous current expenses.....	279.00	575.00	15.40
1373 Laundry and towel service.....	36.00	36.00	36.00
13 Total special and miscellaneous expenses.....	315.00	611.00	51.40
30 Equipment.....	150.00	170.00	
Total.....	32,000.00	33,000.00	24,952.78

Payment to the Government of Panama under Treaty of November 18, 1903—

To enable the Secretary of State to pay to the Government of Panama the **[fourteenth]** *fifteenth* annual payment, due on February 26, **[1926]** 1927, from the Government of the United States to the Government of Panama under article 14 of the treaty of November 18, 1903 (*treaty of Nov. 18, 1903, vol. 33, p. 2238, art. 14; act Feb. 27, 1925, vol. 43, p. 1022*)-----

250,000.00

250,000.00

	Estimated expenditures, 1927 appropriation	Estimated expenditures, 1926 appropriation	Expended and obligated, 1925
5100 Treaty obligations.....	\$250,000	\$250,000	\$250,000

Payment to the Government of Colombia under Treaty of April 6, 1914—

To enable the Secretary of State to pay to the Government of Colombia the **[fourth]** *fifth* payment from the Government of the United States to the Republic of Colombia under article 2 of the treaty of April 6, 1914 (*treaty of Apr. 6, 1914, vol. 42, pt. 2, p. 2122; act Feb. 27, 1925, vol. 43, p. 1023*)-----

5,000,000.00

5,000,000.00

	Estimated expenditures, 1927 appropriation	Estimated expenditures, 1926 appropriation	Expended and obligated, 1925
5100 Treaty obligations.....	\$5,000,000	\$5,000,000	\$5,000,000

Estimates of appropriations required for the service of the fiscal year ending June 30, 1927—Continued

General object (title of appropriation), date of acts, references to Statutes at Large, or to Revised Statutes, and estimated amount required for each detailed object				Total amount to be appropriated under each head of appropriation	Amount appropriated for the fiscal year ending June 30, 1926
International Research Council— To pay the annual share of the United States, as an adhering member of the International Research Council and of the Associated Unions organized at Brussels, July 18-28, 1919, as follows:					
International Research Council.....				\$160. 00	
International Astronomical Union.....				960. 00	
International Union of Pure and Applied Chemistry.....				360. 00	
International Union of Geodesy and Geophysics.....				1, 664. 00	
International Union of Mathematics.....				80. 00	
International Union of Scientific Radiotelegraphy.....				128. 00	
International Union of Pure and Applied Physics.....				128. 00	
in all, [\$3,352] \$3,480, to be expended under the direction of the Secretary of State (<i>act Feb. 27, 1925, vol. 43, p. 1022</i>).....				\$3, 480. 00	\$3, 352. 00
	Estimated expenditures, 1927 appropriation	Estimated expenditures, 1926 appropriation	Expended and obligated, 1925		
2212 Contribution of the United States as an adhering member of the International Research Council:					
International Research Council.....	\$160. 00	\$160. 00	\$105. 35		
International Astronomical Union.....	960. 00	960. 00	632. 07		
International Union of Pure and Applied Chemistry.....	360. 00	360. 00	242. 72		
International Union of Geodesy and Geophysics.....	1, 664. 00	1, 664. 00	1, 095. 60		
International Union of Mathematics.....	80. 00	80. 00	51. 55		
International Union of Scientific Radiotelegraphy.....	128. 00	128. 00	83. 77		
International Union of Pure and Applied Physics.....	128. 00				
Total.....	3, 480. 00	3, 352. 00	2, 211. 06		
International Hydrographic Bureau— For the annual contribution of the United States toward the maintenance of the International Hydrographic Bureau (<i>act Feb. 27, 1925, vol. 43, p. 1023</i>).....				5, 790. 00	3, 860. 00
	Estimated expenditures, 1927 appropriation	Estimated expenditures, 1926 appropriation	Expended and obligated, 1925		
22 Grants, subsidies, and contributions.....	\$5, 790. 00	\$3, 860. 00	\$3, 845. 00		
Foreign Hospital at Cape Town— For annual contribution toward the support of the Somerset Hospital (a foreign hospital), at Cape Town, \$50, to be paid by the Secretary of State upon the assurance that suffering seamen and citizens of the United States will be admitted to the privileges of said hospital (<i>act of Feb. 27, 1925, vol. 43, p. 1023</i>).....				50. 00	50. 00
	Estimated expenditures, 1927 appropriation	Estimated expenditures, 1926 appropriation	Expended and obligated, 1925		
22 Grants, subsidies, and contributions.....	\$50	\$50	\$50		
International Trade-Mark Registration Bureau— For the annual share of the United States for the expenses of the maintenance of the International Trade-Mark Registration Bureau at Habana, including salaries of the director and counselor, assistant director and counselor, clerks, translators, secretary to the director, stenographers and typewriters, messenger, watchmen, and laborers, rent of quarters, stationery and supplies, including the purchase of books, postage, traveling expenses, and the cost of printing the bulletin (<i>act Feb. 27, 1925, vol. 43, p. 1023</i>).....				4, 961. 00	4, 961. 00
	Estimated expenditures, 1927 appropriation	Estimated expenditures, 1926 appropriation	Expended and obligated, 1925		
22 Grants, subsidies, and contributions.....	\$4, 961	\$4, 961	\$4, 961		

Estimates of appropriations required for the service of the fiscal year ending June 30, 1927—Continued

General object (title of appropriation), date of acts, references to Statutes at Large, or to Revised Statutes, and estimated amount required for each detailed object				Total amount to be appropriated under each head of appropriation	Amount appropriated for the fiscal year ending June 30, 1926
International Bureau of the Union for Protection of Industrial Property— For the share of the United States in the expense of conducting the International Bureau of the Union for the Protection of Industrial Property, at Berne, Switzerland (<i>treaty of Mar. 20, 1883, vol. 25, p. 1378, Art. XIII; act of Feb. 27, 1925, vol. 43, p. 1023</i>)				\$1,700.00	\$1,700.00
	Estimated expenditures, 1927 appropriation	Estimated expenditures, 1926 appropriation	Expended and obligated, 1925		
22 Grants, subsidies, and contributions.....	\$1,700.00	\$1,700.00	\$1,139.24		
Mixed Claims Commission, United States and Germany—Mixed Claims Commission, United States and Austria and Hungary— For the expenses of determining the amounts of claims against Germany by the Mixed Claims Commission established under the agreement concluded between the United States and Germany on August 10, 1922, for the determination of the amount to be paid by Germany in satisfaction of the financial obligations of Germany under the treaty concluded between the Governments of the United States and Germany on August 25, 1921; for the expenses of determining the amounts of claims against Austria and Hungary by the Mixed Claims Commission established under the agreement concluded between the United States and Austria and Hungary on November 26, 1924, for the determination of the amount to be paid by Austria and Hungary in satisfaction of the financial obligations of Austria and Hungary under the treaties concluded between the Governments of the United States and Austria on August 24, 1921, and between the Governments of the United States and Hungary on August 29, 1921, and/or the treaties of St. Germain-en-Laye and Trianon, respectively, including the expenses which, under the terms of the agreement of August 10, 1922, and the agreement of November 26, 1924, are chargeable in part to the United States; and the expenses of an agency of the United States to perform all necessary services in connection with the preparation of claims and the presentation thereof before said mixed [commission] commissions, including salaries of an agent and necessary counsel and other assistants and employees, rent in the District of Columbia, contingent expenses, traveling expenses and per diem in lieu of subsistence (and the Secretary of State may allow per diem in lieu of subsistence for foreign travel at not to exceed \$8), and such other expenses in the United States and elsewhere as the President may deem proper (<i>treaties of Aug. 25, 1921, vol. 42, p. 117, pt. 2; Aug. 24, 1921, vol. 42, p. 1946, pt. 2; agreements of Aug. 10, 1922, vol. 42, p. 378, pt. 2; Nov. 26, 1924, vol. —, p. —, pt. 2; acts Feb. 27, 1925, vol. 43, p. 1023; Mar. 4, 1925, vol. 43, p. 1339</i>)				140,000.00	147,536.00
	Estimated expenditures, 1927 appropriation	Estimated expenditures, 1926 appropriation	Expended and obligated, 1925		
Field service:					
Salaries—	Average—	Average—	Average—		
Salary range \$7,500 and over—	No. Salary	No. Salary	No. Salary		
American commissioner.....	1 \$12,000	1 \$12,000	1 \$12,000		
American agent.....	1 12,000	1 12,000	1 10,000		
Salary range, \$6,000 to \$7,500; average, \$6,750—					
Counsel and assistant to agent.....	1 6,500	1 6,500	1 6,000		
Counsel.....			1 6,000		
Salary range, \$3,800 to \$5,000; average, \$4,400—					
Assistant to agent.....	1 5,000	1 5,000	1 4,000		
Assistant counsel.....			1 3,800		
Attorneys.....	2 3,900	2 3,900	2 3,600		
Salary range, \$3,300 to \$3,900; average, \$3,600—					
Chief clerk and disbursing officer.....	1 3,500	1 3,500	1 3,500		
Salary range, \$3,000 to \$3,600; average, \$3,300—					
Attorney and secretary.....	1 3,000	1 3,000			
Assistant counsel.....			1 3,000		
Attorney.....	1 3,600	1 3,600	1 3,000		
Secretary on part of the United States.....	1 3,000	1 3,000	1 3,000		
Secretary to American commissioner.....	1 3,600	1 3,600	1 3,600		
Salary range, \$2,400 to \$3,000; average, \$2,700—					
Law clerk.....	1 2,400	1 2,400	1 2,400		
Salary range, \$1,860 to \$2,400; average, \$2,100—					
Clerk.....	1 2,000	1 2,000	1 2,000		
Stenographers.....	1 2,060	1 2,060	2 2,030		
Stenographer.....			1 1,860		
File clerk.....			1 2,000		
Assistant to disbursing officer.....			1 2,200		
Salary range, \$1,500 to \$1,860; average, \$1,680—					
Accountant.....	1 1,500	1 1,500	1 1,500		
Stenographers.....	6 1,743	7 1,731	7 1,728		
Stenographer and typist.....	1 1,500	1 1,500	1 1,500		
File clerks.....	1 1,800	1 1,800	2 1,800		
Assistant file clerks.....	2 1,670	3 1,613	3 1,613		

Estimates of appropriations required for the service of the fiscal year ending June 30, 1927—Continued

General object (title of appropriation), date of acts, references to Statutes at Large, or to Revised Statutes, and estimated amount required for each detailed object				Total amount to be appropriated under each head of appropriation	Amount appropriated for the fiscal year ending June 30, 1926
<i>Mixed Claims Commission, United States and Germany—Mixed Claims Commission, United States and Austria and Hungary—Continued.</i>					
	Estimated expenditures, 1927 appropriation	Estimated expenditures, 1926 appropriation	Expended and obligated, 1925		
Field service—Continued.					
Salaries—Continued.					
Salary range, \$1,320 to \$1,680; average, \$1,500—	Average—	Average—	Average—		
Stenographers and typists.....	No. Salary	No. Salary	No. Salary		
Typists.....	1 \$1,400	2 \$1,420	1½ \$1,400		
Assistant file clerk.....	1 1,400	2 1,400	1½ 1,400		
Salary range, \$1,140 to \$1,500; average, \$1,320—					
Clerks.....	2 1,300	2 1,300	2 1,200		
Stenographer-typist.....	1 1,200	1 1,200	1½ 1,200		
Telephone operator and office assistant.....	1 1,200	1 1,200	1½ 1,200		
File clerks.....	2 1,200	2 1,200	2 1,200		
Messengers.....	2 1,200	2 1,200	2 1,100		
Total number of employees.....	35	40	38½		
Total salaries and wages, field service.....	97,660.00	105,080.00	101,943.47		
0150 Special professional services.....	1,000.00	1,000.00	2,143.04		
0150 Moleity charges.....	12,400.00	12,400.00	11,882.76		
01 Total personal services.....	111,060.00	118,480.00	115,969.27		
Supplies and materials:					
0200 Stationery supplies.....	1,700.00	1,700.00	2,584.01		
0284 Ice.....	70.00	70.00	75.00		
02 Total supplies and materials.....	1,770.00	1,770.00	2,659.01		
Communication service:					
0500 Telegraph service.....	200.00	200.00	49.31		
0510 Telephone service.....	1,100.00	1,100.00	1,054.48		
0520 Other communication service.....	78.00	94.00	117.85		
05 Total communication service.....	1,378.00	1,394.00	1,221.64		
06 Travel expenses.....	9,615.00	6,850.00	10,642.81		
07 Transportation of things.....	173.00	173.00	111.23		
08 Printing and binding.....	(1)	3,700.00	11,312.80		
Rent.....	12,297.90	12,297.00	12,297.84		
Rent (additional space for Austrian claims).....	2,250.00	1,750.00			
11 Total rent.....	14,547.90	14,047.00	12,297.84		
12 Repairs.....			225.00		
Special and miscellaneous:					
1370 Lettering.....			20.00		
1373 Towel service.....	97.00	97.00	91.96		
1380 Special and miscellaneous.....	34.10		392.52		
13 Total special and miscellaneous.....	131.10	97.00	504.48		
Equipment:					
3010 Furniture and fixtures.....	1,000.00	700.00	2,365.14		
3019 Annunciator and call systems.....			150.00		
3021 Other equipment (library stock, etc.).....	325.00	325.00	188.85		
30 Total equipment.....	1,325.00	1,025.00	2,703.99		
Total.....	140,000.00	147,536.00	157,648.07		
¹ Austrian claims.					
<i>General and Special Claims Commissions, United States and Mexico—</i>					
For the expenses of the settlement and adjustment of claims by the citizens of each country against the other under a convention concluded September 8, 1923, and of citizens of the United States against Mexico under a convention concluded September 10, 1923, between the United States and Mexico, including the expenses which, under the terms of the two conventions, are chargeable in part to the United States, the expenses of the two commissions, and the expenses of an agency of the United States to perform all necessary services in connection with the preparation of the claims and the presenting thereof before the said commissions, as well as defending the United States in cases presented under the general convention by Mexico, including salaries of an agent and necessary counsel and other assistants and employees in the District of Columbia and elsewhere, rent, law books and books of reference, printing and binding, contingent expenses, traveling and subsistence expenses, [(notwithstanding the provisions of any other act)] (and the Secretary of State may allow per diem in lieu of subsistence for foreign travel at not to exceed \$8) and such other expenses in the United States and elsewhere as the President may deem proper, [\$275,000, of which \$100,000 shall be immediately available] (conventions of Sept. 8, 1923, vol. 43, p. 102, pt. 2; Sept. 10, 1923, vol. 43, p. 110, pt. 2; act Feb. 27, 1925, vol. 43, p. 1024)					
				\$350,000.00	\$275,000.00

Estimates of appropriations required for the service of the fiscal year ending June 30, 1927—Continued

General object (title of appropriation), date of acts, references to Statutes at Large, or to Revised Statutes, and estimated amount required for each detailed object

Total amount to be appropriated under each head of appropriation
Amount appropriated for the fiscal year ending June 30, 1926*General and Special Claims Commissions, United States and Mexico—Continued.*

	Estimated expenditures, 1927 appropriation	Estimated expenditures, 1926 appropriation	Expended and obligated, 1925
Agency of the United States:			
Salaries and wages—			
Salary range, \$7,500 to \$12,000; average, \$9,750—	<i>Average—</i>	<i>Average—</i>	<i>Average—</i>
Agent of the United States.....	No. Salary	No. Salary	No. Salary
Assistant agents.....	1 \$12,000	1 \$12,000	1 \$12,000
Salary range, \$6,000 to \$7,500; average, \$6,750—	2 7,500	2 7,500	1 7,500
Counsel.....	1 7,200	1 7,200	1 6,000
Salary range, \$3,800 to \$5,000; average \$4,400—			
Counsels.....	4 5,000	5 4,700	1 4,622
Salary range, \$3,000 to \$3,600; average \$3,300—			
Attorneys.....	14 3,344	11 3,273	4 3,134
Special assistant.....	1 3,500	1 3,500	1 3,000
Administrative and disbursing officer.....	1 3,500	1 3,500	1 3,000
Salary range, \$2,400 to \$3,000; average \$2,700—			
Attorneys.....	4 2,500		1 2,500
Assistant disbursing officer.....	1 2,500	1 2,500	
Translators.....	4 2,550	3 2,600	1 2,700
File clerk.....	1 3,000	1 3,000	
Salary range, \$1,860 to \$2,400; average \$2,111—			
File clerk.....			1 2,000
Clerks.....	3 2,000	2 2,000	
Secretary to American agent.....	1 2,400	1 2,400	1 2,400
Stenographer to assistant agents.....	2 2,000	2 2,000	1 2,000
Salary range, \$1,500 to \$1,860; average \$1,680—			
Clerks.....	5 1,700	4 1,675	1 1,829
Stenographers.....	18 1,693	9 1,767	4 1,523
Salary range, \$1,140 to \$1,500; average \$1,320—			
Clerks.....	3 1,267	2 1,300	2 1,082
Stenographers.....	3 1,100	1 1,500	2 1,431
Typists.....	3 1,333	3 1,333	1 1,200
Salary range, \$900 to \$1,140; average \$1,020—			
Messengers.....	2 1,050	2 1,050	1 1,013
Total average number of employees.....	74	53	27 1/2
Total salaries.....	209,380.00	149,800.00	76,007.00
General Claims Commission:			
Salaries—			
Salary range \$7,500 and over—			
Chairman of commission (one-half of \$15,000).....	1 7,500.00	1 7,500.00	1 7,500.00
American commissioner.....	1 12,000.00	1 12,000.00	1 12,000.00
Salary range \$3,300 to \$3,900; average, \$3,600—			
American secretary.....	1 3,500.00	1 3,500.00	1 3,500.00
Salary range \$2,400 to \$3,000; average \$2,700—			
Secretary to chairman (one-half of \$3,000).....	1 1,500.00	1 1,500.00	
Salary range \$2,100 to \$2,700; average \$2,400—			
Secretary to American commissioner.....	1 2,400.00	1 2,400.00	
Salary range \$1,500 to \$1,860; average \$1,680—			
Stenographer to American secretary.....	1 1,800.00	1 1,800.00	
Salary range \$900 to \$1,140; average \$1,020—			
Messenger.....	1 1,000.00	1 1,000.00	1 1,000.00
Total average number of employees.....	7	7	2 1/2
Total salaries.....	29,700.00	29,700.00	11,794.44
Special Claims Commission:			
Salaries—			
Salary range, \$7,500 and over—			
Chairman of commission (one-half of \$15,000).....	1 7,500	1 7,500	1 7,500
American commissioner.....	1 12,000	1 12,000	1 12,000
Salary range, \$3,300 to \$3,900; average, \$3,600—			
American secretary.....	1 3,500	1 3,500	1 3,500
Salary range, \$2,400 to \$3,000; average, \$2,700—			
Secretary to chairman (one-half of \$3,000).....	1 1,500	1 1,500	
Salary range, \$2,100 to \$2,700; average, \$2,400—			
Secretary to American commissioner.....	1 2,400	1 2,400	1 2,400
Salary range, \$1,500 to \$1,860; average, \$1,680—			
Stenographer to American secretary.....	1 1,800	1 1,800	1 1,800
Salary range, \$900 to \$1,140; average, \$1,020—			
Messenger.....	1 1,000	1 1,000	
Total average number of employees.....	7	7	4 1/2
Total salaries.....	29,700.00	29,700.00	24,385.56
Total average number of employees.....	88	66	34 1/2
01 Total personal services.....	268,780.00	209,200.00	112,186.65
The difference between 1927 and 1926 is due to increase in personnel, 22, at \$59,580.			
02 Supplies and materials.....	3,000.00	2,500.00	2,133.07
Communication service:			
0500 Telegraph service.....	300.00	150.00	28.73
0510 Telephone service.....	1,780.00	1,300.00	619.89
0520 Other communication service.....	200.00	75.00	52.94
Total communication service.....	2,280.00	1,525.00	701.56
Travel expenses:			
0600 Transportation.....	9,000.00	6,000.00	5,734.48
0610 Local transportation.....	170.00	10.00	596.18
0630 Per diem.....	14,500.00	18,000.00	6,149.87
Total travel expenses.....	23,670.00	24,010.00	12,480.53
06 Printing and binding.....	25,000.00	10,000.00	4,118.12
11 Rent.....	18,000.00	20,000.00	10,783.51

Estimates of appropriations required for the service of the fiscal year ending June 30, 1927—Continued

General object (title of appropriation), date of acts, references to Statutes at Large, or to Revised Statutes, and estimated amount required for each detailed object				Total amount to be appropriated under each head of appropriation	Amount appropriated for the fiscal year ending June 30, 1926
<i>General and Special Claims Commissions, United States and Mexico—Continued.</i>					
	Estimated expenditures, 1927 appropriation	Estimated expenditures, 1926 appropriation	Expended and obligated, 1925		
Special and miscellaneous current expenses:					
1373 Laundry and towel service.....	\$270.00	\$170.00	\$120.00		
1380 Special and miscellaneous expenses not elsewhere classified.....	5,000.00	3,630.00	2,674.14		
13 Total special and miscellaneous expenses.....	5,270.00	3,800.00	2,794.14		
Equipment:					
3010 Furniture, furnishings, and fixtures.....	3,000.00	2,965.00	14,504.16		
3021 Educational equipment.....	1,000.00	1,000.00	1,218.82		
30 Total equipment.....	4,000.00	3,965.00	15,722.98		
Total.....	350,000.00	275,000.00	160,920.56		
<i>International Statistical Institute at The Hague—</i>					
For the annual contribution of the United States to the International Statistical Bureau at The Hague, for the year [1926] 1927, as authorized by public resolution approved April 28, 1924, to be expended under the direction of the Secretary of State (<i>resolution of Apr. 28, 1924, vol. 43, p. 112; act Feb. 27, 1925, vol. 43, p. 1024</i>)				\$2,000.00	\$2,000.00
	Estimated expenditures, 1927 appropriation	Estimated expenditures, 1926 appropriation	Expended and obligated, 1925		
22 Grants, subsidies, and contributions.....	\$2,000	\$2,000	\$2,000		
<i>International Fisheries Commission—</i>					
For the share of the United States of the expenses of the International Fisheries Commission, established under the treaty between the United States and Great Britain, concluded March 2, 1923, including salaries of two members and other employees of the commission, traveling and subsistence expenses [notwithstanding the provisions of existing law] (<i>and the Secretary of State may allow per diem in lieu of subsistence for foreign travel at not to exceed \$8</i>), purchasing of books, periodicals, furniture, and scientific instruments, contingent expenses, rent in the District of Columbia, and such other expenses in the United States and elsewhere as the President may deem proper, to be disbursed under the direction of the Secretary of State (<i>treaty of Mar. 2, 1923, vol. 43, p. 221; acts June 7, 1924, sec. 11, vol. 43, p. 650; Feb. 27, 1925, vol. 43, p. 1024</i>)				28,500.00	15,000.00
	Estimated expenditures, 1927 appropriation	Estimated expenditures, 1926 appropriation	Expended and obligated, 1925		
01 Personal services:	Average— No. Salary	Average— No. Salary	Average— No. Salary		
Director of investigations.....	1 \$6,000	1 \$6,000			
Assistant director.....	1 3,000				
Scientific assistants.....	4 1,985				
Stenographer.....	1 1,500				
Typist (part time).....	1 500				
	8 18,860	1 6,000			
One-half chargeable to the United States.....	8 9,430	1 3,000			
Junior scientist.....		1 2,500			
01 Total personal services.....	8 9,430	2 5,500			
02 Stationery and office supplies.....	600	250			
05 Communication service.....	150	150			
06 Travel and subsistence.....	3,770	3,000			
07 Charter of vessels.....	9,750	3,000			
13 Special and miscellaneous expenses (tagging of the fish, etc.).....	3,500	2,500			
Equipment:					
3021 Library stock.....	100	100			
3022 Scientific equipment.....	1,200	500			
30 Total equipment.....	1,300	600			
Total.....	28,500.00	15,000.00	\$1,852.52		

Estimates of appropriations required for the service of the fiscal year ending June 30, 1927—Continued

General object (title of appropriation), date of acts, references to Statutes at Large, or to Revised Statutes, and estimated amount required for each detailed object				Total amount to be appropriated under each head of appropriation	Amount appropriated for the fiscal year ending June 30, 1926
Salaries and Expenses, United States Court for China— Judge, \$8,000; district attorney, \$4,000; marshal, \$3,000; clerk, \$3,000; assistant clerk, \$2,400; stenographer and court reporter, \$2,400; stenographer, \$1,800; court expenses, including reference law books, [\$8,500] \$7,400; in all, [\$33,100] \$32,000. The judge of the said court and the district attorney shall, when the sessions of the court are held at other cities than Shanghai, receive in addition to their salaries their necessary actual expenses during such session, not to exceed \$8 per day each, and so much as may be necessary for said purposes during the fiscal year ending June 30, [1926] 1927, is appropriated (acts June 30, 1906, vol. 34, p. 816; June 4, 1920, vol. 41, p. 745; Feb. 27, 1925, vol. 43, p. 1025) -----				\$32,000.00	\$33,100.00
	Estimated expenditures, 1927 appropriation	Estimated expenditures, 1926 appropriation	Expended and obligated, 1925		
Personal services:					
0111 Judge.....	\$8,000.00	\$8,000.00	\$8,000.00		
District attorney.....	4,000.00	4,000.00	4,000.00		
Marshal.....	3,000.00	3,000.00	3,000.00		
Clerk of the court.....	3,000.00	3,000.00	3,000.00		
Assistant clerk.....	2,400.00	2,400.00	2,400.00		
Stenographer and court reporter.....	2,400.00	2,400.00	2,400.00		
Stenographer.....	1,800.00	1,800.00	1,800.00		
Typist.....	1,140.00	1,140.00	1,140.00		
0112 Per diem of commissioner.....	1,600.00	1,600.00	1,540.00		
0112 Other personal services.....	1,370.00	1,370.00	1,215.92		
0150 Medical services.....	100.00	100.00	40.00		
01 Total personal services.....	28,810.00	28,810.00	24,615.92		
Supplies and materials:					
0200 Office supplies.....	500.00	500.00	419.11		
0205 Cleaning supplies.....	100.00	100.00	66.08		
0222 Newspapers.....	80.00	85.00	85.39		
0240 Uniforms.....	60.00	60.00	30.00		
0284 Ice and water.....	120.00	120.00	89.83		
02 Total supplies and materials.....	860.00	865.00	690.41		
03 Subsistence.....	250.00	300.00	234.92		
Communication service:					
0500 Telegraph and cable service.....	600.00	1,000.00	483.78		
0510 Telephone service.....	200.00	200.00	171.19		
0520 Other communication service.....	150.00	160.00	124.55		
05 Total communication service.....	950.00	1,360.00	779.52		
Travel expenses:					
0600 Transportation.....	200.00	400.00	91.74		
0610 Local transportation.....	55.00	80.00	38.99		
06 Total travel expenses.....	255.00	480.00	133.73		
07 Transportation of things.....	20.00	20.00	1.30		
12 Repairs to furniture and fixtures.....	150.00	165.00	115.78		
13 Special and miscellaneous current expenses.....	30.00	50.00	2.05		
Equipment:					
3010 Furniture and fixtures.....	75.00	200.00	24.19		
3021 Library books.....	600.00	850.00	384.88		
30 Total equipment.....	675.00	1,050.00	409.07		
Total.....	32,000.00	33,100.00	26,982.70		
Expenses of Prisons for American Convicts— For expenses of maintaining in China, the former Ottoman Empire, Egypt, and Persia institutions for incarcerating American convicts and persons declared insane by the United States Court for China or any consular court, including salaries of not exceeding \$1,800 for the deputy marshal and \$1,200 each for three assistant deputy marshals at Shanghai; wages of prison keepers; rent of quarters for prisons; and for the expenses of keeping, feeding, and transportation of prisoners and persons declared insane by the United States Court for China or any consular court in China, the former Ottoman Empire, Egypt, and Persia, so much as may be necessary; in all (R. S., secs. 4121-4122, p. 792; act Feb. 27, 1925, vol. 43, p. 1025) -----				15,000.00	20,000.00

Estimates of appropriations required for the service of the fiscal year ending June 30, 1927—Continued

General object (title of appropriation), date of acts, references to Statutes at Large, or to Revised Statutes, and estimated amount required for each detailed object				Total amount to be appropriated under each head of appropriation	Amount appropriated for the fiscal year ending June 30, 1926
<i>Expenses of Prisons for American Convicts—Continued.</i>					
	Estimated expenditures, 1927 appropriation	Estimated expenditures, 1926 appropriation	Expended and obligated, 1925		
	<i>Average—</i> <i>No. Salary</i>	<i>Average—</i> <i>No. Salary</i>	<i>Average—</i> <i>No. Salary</i>		
Salaries:					
Deputy marshal.....	1 \$1,800.00	1 \$1,800.00	1 \$1,800.00		
Assistant deputy marshals.....	3 1,200.00	3 1,200.00	3 1,200.00		
Total.....	4 5,400.00	4 5,400.00	4 5,400.00		
Prison keeper.....	1,500.00	1,500.00	650.00		
Typist.....	500.00	500.00	323.48		
Medical service.....	250.00	250.00	674.85		
Janitors.....	500.00	500.00	140.36		
Guards.....	550.00	550.00	241.07		
01 Total personal services.....	8,700.00	8,700.00	7,429.76		
Supplies and materials:					
0205 Cleaning supplies.....	70.00	70.00	53.43		
0210 Medical supplies.....	30.00	30.00	13.01		
0230 Fuel.....	50.00	50.00	27.98		
0240 Uniforms.....	15.00	15.00			
02 Total supplies and materials.....	165.00	165.00	94.42		
03 Subsistence.....	1,100.00	1,600.00	785.82		
Communication service:					
0500 Telegraph service.....	400.00	400.00			
0510 Telephone service.....	100.00	100.00	74.46		
05 Total communication service.....	500.00	500.00	74.46		
06 Transportation.....	3,000.00	7,500.00	1,095.43		
10 Furnishing of water.....	100.00	100.00	43.60		
11 Rent of office.....	1,200.00	1,200.00	599.14		
Repairs and alterations:					
1200 Repairs to building.....	25.00	25.00	11.60		
1280 Repairs to furniture and fixtures.....	40.00	40.00	2.16		
12 Total repairs and alterations.....	65.00	65.00	13.76		
13 Special and miscellaneous current expenses.....	20.00	20.00	17.01		
30 Equipment.....	150.00	150.00	26.83		
Total.....	15,000.00	20,000.00	10,180.23		
<i>Bringing Home Criminals—</i>					
For actual expenses incurred in bringing home from foreign countries persons charged with crime (<i>R. S., p. 1022, sec. 5275; act Feb. 27, 1925, vol. 43, p. 1025</i>).....				\$2,000.00	\$2,000.00
	Estimated expenditures, 1927 appropriation	Estimated expenditures, 1926 appropriation	Expended and obligated, 1925		
0130 Authentications and court fees.....	\$75.00	\$75.00			
0151 Court expenses.....	1,075.00	1,075.00			
06 Transportation.....	850.00	850.00			
Total.....	2,000.00	2,000.00	1,756.50		
No portion of the sums appropriated in Title I of this act shall, unless expressly authorized, be expended for rent in the District of Columbia or elsewhere in the United States.					
Total foreign intercourse, annual appropriations, including foreign service and international obligations.....				15,118,352.90	14,620,074.77

Estimates of appropriations required for the service of the fiscal year ending June 30, 1927—Continued

General object (title of appropriation), date of acts, references to Statutes at Large, or to Revised Statutes, and estimated amount required for each detailed object				Total amount to be appropriated under each head of appropriation	Amount appropriated for the fiscal year ending June 30, 1926
Permanent and indefinite appropriations: Pay of Consular Officers for Services to American Vessels and Seamen— Allowance to consular officers, who are paid in whole or in part by fees, for services necessarily rendered to American vessels and seamen, as provided in the act of June 26, 1884 (<i>act June 26, 1884, vol. 23, p. 56, sec. 12</i>)				\$10,000.00	\$5,000.00
	Estimated expenditures, 1927 appropriation	Estimated expenditures, 1926 appropriation	Expended and obligated, 1925		
01 Allowance to consular and foreign service officers, who are paid in whole or in part by fees, for services necessarily rendered to American vessels and seamen, as provided in the act of June 26, 1884	\$10,000.00	\$5,000.00	\$10,696.22		
Pan American Union Quotas— Indefinite appropriation of moneys received from other American Republics for support of the Pan American Union (<i>acts July 26, 1894, vol. 28, p. 151, sec. 1; Mar. 2, 1909, vol. 35, p. 678, sec. 1; Feb. 27, 1925, vol. 43, p. 1020</i>)				89,595.74	89,595.74
	Estimated expenditures, 1927 appropriation	Estimated expenditures, 1926 appropriation	Expended and obligated, 1925		
2212 Moneys received from the other American Republics for the support of the Union to be deposited in the Treasury as a credit, in addition to the United States quota	\$89,595.74	\$89,595.74	\$75,053.05		
German Government's Moiety, Expenses, Mixed Claims Commission— Funds received from the German Government and deposited in the Treasury as that Government's moiety of the expenses of the Mixed Claims Commission, United States and Germany, under the provisions of Article V of the agreement of August 10, 1922, between the United States and Germany (<i>act Sept. 22, 1922, vol. 42, p. 1051, sec. 1; Decision of Comptroller General of the United States, A. D. 7284, Nov. 27, 1922</i>)				15,544.00	15,544.00
	Estimated expenditures, 1927 appropriation	Estimated expenditures, 1926 appropriation	Expended and obligated, 1925		
0150 Moiety expenses	\$15,544.00	\$15,544.00	\$14,237.14		
Miscellaneous Indefinite Appropriations— Refunding penalties or charges erroneously exacted (<i>act June 26, 1884, vol. 23, p. 59, sec. 26</i>) Refunding moneys erroneously received and covered (<i>R. S., p. 725, sec. 3689</i>) Refunding passport fees (<i>act June 4, 1920, vol. 41, p. 751, sec. 4</i>) Negotiations for revision of fur-seal regulations for North Pacific Ocean and Bering Sea (<i>act Apr. 8, 1904, vol. 33, p. 586, secs. 1-3</i>) Salaries and expenses, United States Court for China— <i>indefinite portion</i> (<i>acts June 30, 1906, vol. 34, p. 816, sec. 6; Feb. 27, 1925, vol. 43, p. 1025</i>)				1,000.00	1,000.00
	Estimated expenditures, 1927 appropriation	Estimated expenditures, 1926 appropriation	Expended and obligated, 1925		
5300 Refunding penalties, etc., erroneously exacted					
5310 Refunding moneys erroneously received and covered					
5322 Refunding passport fees					
Negotiations for revision of fur-seal regulations for North Pacific Ocean and Bering Sea	\$1,000.00	\$1,000.00	\$4,102.20		
International Union of American Republics, receipts from sales, rents, etc.					
Salaries and expenses, United States Court for China					
03 Indefinite portion					

Estimates of appropriations required for the service of the fiscal year ending June 30, 1927—Continued

General object (title of appropriation), date of acts, references to Statutes at Large, or to Revised Statutes, and estimated amount required for each detailed object				Total amount to be appropriated under each head of appropriation	Amount appropriated for the fiscal year ending June 30, 1926
<i>Miscellaneous Trust Funds—</i>					
Indefinite appropriation of all moneys received by the Secretary of State from foreign Governments and other sources, in trust, for citizens of the United States and others, and covered into the Treasury, to be paid to the ascertained beneficiaries thereof, as determined by the Secretary of State and certified by him to the Secretary of the Treasury (<i>act Feb. 27, 1896, vol. 29, p. 32, sec. 1</i>)-----				\$20, 000. 00	\$20, 000. 00
Estates of decedents (<i>R. S., p. 305, sec. 1709</i>)-----					
	Estimated expenditures, 1927 appropriation	Estimated expenditures, 1926 appropriation	Expended and obligated, 1925		
5280 Indefinite appropriation of all moneys received by the Secretary of State from foreign Governments and other sources, in trust for citizens of the United States or others, and covered into the Treasury, to be paid to the ascertained beneficiaries thereof as determined by the Secretary of State and certified by him to the Secretary of the Treasury; estates of decedents-----	\$20, 000. 00	\$20, 000. 00	\$123, 578. 68		
Total permanent and indefinite-----				136, 139. 74	131, 139. 74
<i>Items of appropriation for 1926 not asked for 1927:</i>					
Embassy, legation, and consular buildings and grounds: Consular building at Amoy-----					20, 000. 00
Conference on oil pollution of navigable waters (\$8,000 made immediately available for the use of Commerce Department for preliminary work has been deducted)-----					34, 000. 00
International radiotelegraphic conference at Washington, D. C.-----					75, 000. 00
Conference for the protection of industrial property-----					6, 000. 00
Arbitration of outstanding pecuniary claims between the United States and Great Britain-----					64, 750. 00
Total, items not asked for 1927-----					199, 750. 00
Total, Department of State, salaries, contingent expenses, passport bureaus, printing and binding, and editing Territorial papers-----				1, 360, 440. 00	1, 326, 688. 00
Total foreign intercourse, annual appropriations, including the foreign service and international obligations-----				15, 118, 352. 90	14, 620, 074. 77
Appropriations for 1926 not asked for 1927-----					199, 750. 00
Permanent and indefinite appropriations-----				136, 139. 74	131, 139. 74
Total, Department of State-----				16, 614, 932. 64	16, 277, 652. 51

Estimates of appropriations required for the service of the fiscal year ending June 30, 1927—Continued

General object (title of appropriation), date of acts, references to Statutes at Large, or to Revised Statutes, and estimated amount required for each detailed object				Total amount to be appropriated under each head of appropriation	Amount appropriated for the fiscal year ending June 30, 1926
Salaries, Office of Secretary of the Treasury—Continued.					
	Estimated expenditures, 1927 appropriation	Estimated expenditures, 1926 appropriation	Expended and obligated, 1925		
Departmental service—Continued.					
Salaries—Continued.					
Clerical, administrative, and fiscal service—Con.	Average— No. Salary	Average— No. Salary	Average— No. Salary		
Grade 3, \$1,500 to \$1,860; average, \$1,680—	1 \$1,680.00	2 \$1,770.00	2 \$1,770.00		
Assistant clerks—		1 1,860.00	1 1,860.00		
Assistant clerks-stenographers—					
Grade 2, \$1,320 to \$1,680; average, \$1,500—	2 1,680.00	2 1,680.00	2 1,680.00		
Junior clerks—					
Grade 1, \$1,140 to \$1,500; average, \$1,320—	1 1,440.00	1 1,440.00	1 1,440.00		
Underclerk—					
Professional and scientific service—					
Grade 5, \$5,200 to \$6,000; average, \$5,600—		1 5,600.00	1 5,560.00		
Economic analyst—					
Grade 4, \$3,800 to \$5,000; average, \$4,400—		1 4,600.00	1 4,650.00		
Economic analyst—					
Grade 3, \$3,000 to \$3,600; average, \$3,300—		2 3,100.00	1 3,150.00		
Associate economic analysts—					
Grade 2, \$2,400 to \$3,000; average, \$2,700—		1 2,700.00	1 2,760.00		
Assistant economic analysts—					
Subprofessional service—					
Grade 5, \$1,680 to \$2,040; average, \$1,860—		1 1,860.00	1 1,860.00		
Library assistant—					
Custodial service—					
Grade 4, \$1,140 to \$1,500; average, \$1,320—	1 1,500.00	1 1,500.00	1 1,490.00		
Head messenger—					
Grade 3, \$1,020 to \$1,260; average, \$1,140—	11 1,238.00	12 1,235.00	12 1,235.00		
Messengers—					
Total average number of employees—	50	61	60		
Amount required for complete office organization according to approved allocations of Personnel Classification Board—	155,426.00	184,732.00			
Less amount to be absorbed during year through grade adjustments, lapses, etc—	5,426.00	4,552.00			
01 Total salaries, departmental service—	150,000.00	180,180.00	178,670.66		
The difference between 1927 and 1926 is due to—					
Decrease in force (transfer of Section of Statistics, 12 positions)—			\$31,820		
Increase in salary of Secretary, act Mar. 4, 1925, less amount to be absorbed—			1,640		
Net decrease—	30,180				
Salaries and Expenses Incident to Foreign Loans and Transportation Acts—					
For expenses incident to the discharge of the duties imposed upon the Secretary of the Treasury by the transportation act, 1920, the Federal control act, approved March 21, 1918, as amended, and for expenses arising in connection with loans and credits to foreign governments under the Liberty loan acts and the Victory Liberty loan act, and in connection with credits granted or conditions entered into under the acts providing for the relief of populations in Europe and contiguous countries, and in connection with credits granted or conditions entered into under the act providing for the sale of surplus war material, including personal services in the District of Columbia (act Jan. 22, 1925, vol. 43, p. 768) —				\$7,640.00	\$7,240.00
	Estimated expenditures, 1927 appropriation	Estimated expenditures, 1926 appropriation	Expended and obligated, 1925		
Departmental service:					
Salaries—					
Professional—	Average— No. Salary	Average— No. Salary	Average— No. Salary		
Grade 5, \$5,200 to \$6,000; average, \$5,600—	1 \$5,600	1 \$5,600	1 \$5,417		
Senior attorney—					
Clerical, administrative, and fiscal service—					
Grade 4, \$1,680 to \$2,040; average, \$1,860—	1 2,040	1 2,040	1 1,860		
Clerk—					
Grade 3, \$1,500 to \$1,860; average, \$1,680—			1 1,860		
Assistant clerk-stenographer—					
Total average number of employees—	2	1	2		
01 Total salaries, departmental service—	7,640.00	7,130.00	8,211.67		
The difference between 1927 and 1926 is due to employment of one clerk at \$2,040 full time.					
Reserve—		110.00			
Total—	7,640.00	7,240.00	8,211.67		
Total, Office of Secretary of the Treasury—				157,640.00	187,420.00

Estimates of appropriations required for the service of the fiscal year ending June 30, 1927—Continued

General object (title of appropriation), date of acts, references to Statutes at Large, or to Revised Statutes, and estimated amount required for each detailed object				Total amount to be appropriated under each head of appropriation	Amount appropriated for the fiscal year ending June 30, 1926
OFFICE OF CHIEF CLERK AND SUPERINTENDENT, TREASURY DEPARTMENT					
<i>Salaries, Office of Chief Clerk and Superintendent—</i>					
Salaries: For the chief clerk, who shall be the chief executive officer of the department and who may be designated by the Secretary of the Treasury to sign official papers and documents during the temporary absence of the Secretary, Undersecretary and Assistant Secretaries of the department, and for other personal services in the District of Columbia, including the operating force of the Treasury, Liberty Loan and Register's Annex Buildings and the Treasury Department Annex, Pennsylvania Avenue and Madison Place, and of other buildings under the control of the Treasury Department, in accordance with the classification act of 1923 (act Jan. 22, 1925, vol. 43, pp. 764, 765, 768)-----				\$482, 500. 00	\$477, 984. 00
NOTE.—This estimate also includes salaries of the Division of Mail and Files.					
	Estimated expenditures, 1927 appropriation	Estimated expenditures, 1926 appropriation	Expanded and obligated, 1925		
Departmental service:					
Salaries—					
Clerical, administrative, and fiscal service—					
Grade 12, \$5,200 to \$6,000; average, \$5,600—					
Senior administrative officer.....	No. 1 Salary \$5,600	No. 1 Salary \$5,600	No. 1 Salary \$5,600		
Grade 10, \$3,300 to \$3,900; average, \$3,600—					
Junior administrative officer.....	1 3,600	1 3,600	1 3,600		
Grade 9, \$3,000 to \$3,600; average, \$3,300—					
Senior administrative assistant.....	1 3,000	1 3,000	1 3,000		
Grade 8, \$2,700 to \$3,300; average, \$3,000—					
Administrative assistants.....	2 2,850	2 2,850	2½ 2,777		
Grade 6, \$2,100 to \$2,700; average, \$2,400—					
Principal accounting and auditing assistant.....	1 2,100	1 2,100	1½ 2,100		
Grade 5, \$1,860 to \$2,400; average, \$2,111.42—					
Senior clerk-stenographers.....	2 2,100	2 2,100	3 2,100		
Senior clerks.....	2 2,200	2 2,200	2½ 2,173		
Grade 4, \$1,680 to \$2,040; average, \$1,860—					
Clerks.....	8 1,868	8 1,868	7½ 1,865		
Head operators, office devices.....	3 1,800	2 1,680	1 1,680		
Grade 3, \$1,500 to \$1,860; average, \$1,680—					
Senior operators, office devices.....	2 1,860	1 1,860	2 1,680		
Assistant clerks.....	7 1,628	7 1,628	6½ 1,659		
Head typist.....	1 1,680	1 1,680			
Assistant clerk-stenographers.....	4 1,755	4 1,755	4 1,755		
Grade 2, \$1,320 to \$1,680; average, \$1,500—					
Junior operators, office devices.....	4 1,410	1 1,440	1 1,440		
Junior clerks.....	5 1,524	5 1,524	5 1,512		
Senior typists.....			1 1,680		
Grade 1, \$1,110 to \$1,500; average, \$1,320—					
Underclerks.....	4 1,305	4 1,305	4 1,305		
Underoperators, office devices.....	13½ 1,214	13½ 1,214	13½ 1,165		
Professional and scientific service—					
Grade 1, \$1,800 to \$2,400; average, \$2,111.42—					
Junior medical officer.....	1 2,100	1 2,100	1 2,100		
Subprofessional service—					
Grade 4, \$1,500 to \$1,860; average, \$1,680—					
Nurse.....	1 1,680	1 1,680	1 1,680		
Custodial service—					
Grade 10, \$2,400 to \$3,000; average, \$2,700—					
Chief mechanical superintendents.....	1 2,600	1 2,600	1½ 2,677		
Grade 9, \$2,100 to \$2,700; average, \$2,400—					
Assistant mechanical superintendent.....	1 2,200	1 2,200	1 2,275		
Grade 8, \$1,860 to \$2,400; average, \$2,111.42—					
Principal mechanics.....	3 2,053	3 2,053	3 1,982		
Grade 7, \$1,680 to \$2,040; average, \$1,860—					
Assistant chief guard.....	1 1,680	1 1,680	1 1,680		
Senior mechanics.....	4 1,710	4 1,710	4 1,695		
Grade 6, \$1,500 to \$1,860; average, \$1,680—					
Mechanics.....	20 1,548	20 1,548	19½ 1,548		
General foreman laborers.....	1 1,620	1 1,620	1 1,620		
Grade 5, \$1,320 to \$1,680; average, \$1,500—					
Foreman of laborers.....			1 1,320		
Principal guards.....	2 1,410	2 1,410	2 1,410		
Junior mechanics.....	9 1,386	9 1,386	7½ 1,387		
Grade 4, \$1,140 to \$1,500; average, \$1,320—					
Assistant foremen laborers.....	4 1,275	4 1,275	4 1,275		
Senior guards.....	3 1,140	3 1,140	3 1,140		
Undermechanics.....	18 1,163	18 1,163	17½ 1,161		
Grade 3, \$1,020 to \$1,260; average, \$1,140—					
Senior laborers.....	2 1,020	2 1,020	1 1,020		
Messengers.....	9 1,108	8½ 1,108	9½ 1,101		
Minor mechanics.....	14½ 1,020	14½ 1,020	15½ 1,020		
Guards.....	97 1,020	99 1,020	105½ 1,020		
Grade 2, \$900 to \$1,140; average, \$1,020—					
Subordinate mechanics.....	26 951	26 951	24½ 946		
Junior laborers.....	79 908	80 908	80½ 910		
Junior laborers.....	140 366	143 366	152½ 366		
Grade 1, \$600 to \$780; average, \$690—					
Junior messengers.....	2 660	2 660	2 720		
Total number of employees.....	499½	500½	514½		
Total salaries, departmental service.....	482, 500. 00	477, 984. 00	487, 472. 26		
The difference between 1927 and 1926 is due to—					
Increase in force (6 detailed employees) \$9, 000. 00					
Decrease in force..... 4, 494. 00					
Net increase..... 4, 516. 00					

Estimates of appropriations required for the service of the fiscal year ending June 30, 1927—Continued

General object (title of appropriation), date of acts, references to Statutes at Large, or to Revised Statutes, and estimated amount required for each detailed object				Total amount to be appropriated under each head of appropriation	Amount appropriated for the fiscal year ending June 30, 1926
Contingent Expenses, Treasury Department: Newspaper Clippings and Books— For newspaper clippings, financial journals, law books, city directories, and other books of reference relating to the business of the department (<i>act Jan. 22, 1925, vol. 43, p. 765</i>)				\$1, 000. 00	\$1, 000. 00
	Estimated expenditures, 1927 appropriation	Estimated expenditures, 1926 appropriation	Expended and obligated, 1925		
02 Supplies and materials	\$1, 000. 00	\$1, 000. 00	\$483. 53		
Contingent Expenses, Treasury Department: Freight, Telegrams, etc.— For freight, expressage, telegraph and telephone service (<i>act Jan. 22, 1925, vol. 43, p. 765</i>)				10, 000. 00	10, 000. 00
	Estimated expenditures, 1927 appropriation	Estimated expenditures, 1926 appropriation	Expended and obligated, 1925		
Communication service:					
0500 Telegraph service	\$1, 770. 00	\$1, 770. 00	\$1, 670. 02		
0510 Telephone service	8, 100. 00	8, 100. 00	8, 092. 43		
05 Total communication service	9, 870. 00	9, 870. 00	9, 762. 45		
07 Transportation of things (service)	100. 00	100. 00	92. 95		
30 Equipment	30. 00	30. 00	31. 10		
Total	10, 000. 00	10, 000. 00	9, 886. 50		
Contingent Expenses, Treasury Department: Rent— For rent of buildings in the District of Columbia for the use of the Treasury Department (<i>act Jan. 22, 1925, vol. 43, p. 765</i>)				12, 500. 00	12, 500. 00
	Estimated expenditures, 1927 appropriation	Estimated expenditures, 1926 appropriation	Expended and obligated, 1925		
11 Rent	\$12, 500	\$12, 500	\$12, 500		
Contingent Expenses, Treasury Department: Motor Vehicles— For purchase, exchange, maintenance, and repair of motor trucks and bicycles, and maintenance and repair of one passenger automobile for the Secretary of the Treasury, all to be used for official purposes only (<i>act Jan. 22, 1925, vol. 43, p. 765</i>)				7, 000. 00	7, 000. 00
	Estimated expenditures, 1927 appropriation	Estimated expenditures, 1926 appropriation	Expended and obligated, 1925		
Supplies and materials:					
0280 Sundry supplies	\$450. 00	\$450. 00	\$854. 45		
0290 Materials	150. 00	150. 00	275. 50		
02 Total supplies and materials	600. 00	600. 00	1, 129. 95		
12 Repairs and alterations	1, 400. 00	1, 400. 00	1, 573. 03		
Equipment:					
3000 Motor vehicles	1, 300. 00	1, 300. 00	1, 399. 68		
3050 Other equipment	3, 700. 00	3, 700. 00	3, 393. 58		
30 Total equipment	5, 000. 00	5, 000. 00	4, 793. 26		
Total	7, 000. 00	7, 000. 00	7, 496. 24		

Estimates of appropriations required for the service of the fiscal year ending June 30, 1927—Continued

General object (title of appropriation), date of acts, references to Statutes at Large, or to Revised Statutes, and estimated amount required for each detailed object				Total amount to be appropriated under each head of appropriation	Amount appropriated for the fiscal year ending June 30, 1926
<i>Contingent Expenses, Treasury Department: File Holders and Cases—</i> For purchase of file holders and file cases (<i>act Jan. 22, 1925, vol. 43, p. 765</i>)				\$5, 000. 00	\$4, 000. 00
	Estimated expenditures, 1927 appropriation	Estimated expenditures, 1926 appropriation	Expended and obligated, 1925		
Supplies and materials:					
0280 Sundry supplies.....	\$50. 00	\$50. 00	\$55. 20		
0290 Materials.....	550. 00	550. 00	480. 61		
02 Total supplies and materials.....	600. 00	600. 00	535. 81		
30 Equipment.....	4, 400. 00	3, 400. 00	3, 443. 71		
Total.....	5, 000. 00	4, 000. 00	3, 979. 52		
<i>Contingent Expenses, Treasury Department: Fuel, etc.—</i> For purchase of coal, wood, engine oils and grease, grate baskets and fixtures, blowers, coal hods, coal shovels, pokers, and tongs (<i>act Jan. 22, 1925, vol. 43, p. 765</i>)				19, 000. 00	20, 000. 00
	Estimated expenditures, 1927 appropriation	Estimated expenditures, 1926 appropriation	Expended and obligated, 1925		
Supplies and materials:					
0230 Fuel.....	\$17, 580. 00	\$17, 580. 00	\$18, 389. 09		
0280 Sundry supplies.....	250. 00	250. 00	276. 37		
02 Total supplies and materials.....	17, 830. 00	17, 830. 00	18, 665. 46		
10 Furnishing of heat, light, power.....	1, 170. 00	1, 170. 00	998. 12		
Reserve.....		1, 000. 00			
Total.....	19, 000. 00	20, 000. 00	19, 663. 58		
¹ Exclusive of \$3,050 transferred to the Superintendent of the State, War, and Navy Department Buildings.					
<i>Contingent Expenses, Treasury Department: Gas, etc.—</i> For purchase of gas, electric current for lighting and power purposes, gas and electric-light fixtures, electric-light wiring and material, candles, candlesticks, droplights and tubing, gas burners, gas torches, globes, lanterns, and wicks (<i>act Jan. 22, 1925, vol. 43, p. 765</i>)				20, 000. 00	21, 000. 00
	Estimated expenditures, 1927 appropriation	Estimated expenditures, 1926 appropriation	Expended and obligated, 1925		
02 Supplies and materials.....	\$2, 000. 00	\$2, 000. 00	\$1, 675. 27		
10 Furnishing of heat, light, power, water, and electricity (service).....	15, 600. 00	15, 000. 00	15, 890. 73		
30 Equipment.....	2, 400. 00	2, 500. 00	3, 293. 45		
Reserve.....		1, 500. 00			
Total.....	20, 000. 00	21, 000. 00	20, 859. 45		
¹ Exclusive of \$2,559 transferred to the office of the Superintendent of State, War, and Navy Department Buildings.					

Estimates of appropriations required for the service of the fiscal year ending June 30, 1927—Continued

General object (title of appropriation), date of acts, references to Statutes at Large, or to Revised Statutes, and estimated amount required for each detailed object				Total amount to be appropriated under each head of appropriation	Amount appropriated for the fiscal year ending June 30, 1926
Contingent Expenses, Treasury Department: Miscellaneous Items—					
For washing and hemming towels, purchase of awnings and fixtures, window shades and fixtures, alcohol, benzine, turpentine, varnish, baskets, belting, bellows, bowls, brooms, buckets, brushes, canvas, crash, cloth, chamolis skins, cotton waste, door and window fasteners, dusters; flower garden, street and engine hose; lace, leather, lye, nails, oils, plants, picks, pitchers, powders, stencil plates, hand stamps and repairs of same, spittoons, soap, matches, match safes, sponges, tacks, traps, thermometers, toilet paper, tools, towels, towel racks, tumblers, wire, zinc, and for blacksmithing, repairs of machinery, removal of rubbish, sharpening tools, street-car fares not exceeding \$300, advertising for proposals and for sales at public auction in the District of Columbia of condemned property belonging to the Treasury Department, payment of auctioneer fees, and purchase of other absolutely necessary articles (<i>act Jan. 22, 1925, vol. 43, p. 765</i>)-----				\$14, 000. 00	\$13, 000. 00
	Estimated expenditures, 1927 appropriation	Estimated expenditures, 1926 appropriation	Expended and obligated, 1925		
Supplies and materials:					
0200 Stationery and office supplies.....	\$6, 200. 00	\$6, 000. 00	\$6, 054. 91		
0210 Medical and hospital supplies.....	20. 00	20. 00	20. 54		
0230 Fuel.....	2, 400. 00	2, 400. 00	2, 354. 56		
0240 Wearing apparel and sewing supplies.....			38. 42		
0280 Sundry supplies.....	2, 000. 00	2, 000. 00	2, 008. 32		
0290 Materials.....	30. 00	30. 00	36. 91		
02 Total supplies and materials.....	10, 650. 00	10, 450. 00	10, 511. 66		
06 Travel expenses.....	300. 00	300. 00	300. 00		
12 Repairs and alterations.....	30. 00	30. 00	27. 45		
13 Special and miscellaneous current expense.....	1, 080. 00	1, 080. 00	1, 132. 51		
30 Equipment.....	1, 940. 00	1, 140. 00	1, 248. 71		
Total.....	14, 000. 00	13, 000. 00	13, 220. 33		
¹ Exclusive of \$880 transferred to the office of Superintendent of State, War, and Navy Department Buildings.					
Contingent Expenses, Treasury Department: Carpets and Repairs—					
For purchase of carpets, carpet border and lining, linoleum, mats, rugs, matting, and repairs, and for cleaning, cutting, making, laying and relaying of the same, by contract (<i>act Jan. 22, 1925, vol. 43, p. 765</i>)-----				500. 00	500. 00
	Estimated expenditures, 1927 appropriation	Estimated expenditures, 1926 appropriation	Expended and obligated, 1925		
12 Repairs and alterations.....	\$200. 00	\$100. 00	\$48. 16		
30 Equipment.....	300. 00	400. 00	445. 86		
Total.....	500. 00	500. 00	494. 02		
Contingent Expenses, Treasury Department: Furniture, etc.—					
For purchase of boxes, book rests, chairs, chair cane, chair covers, desks, bookcases, clocks, cloth for covering desks, cushions, leather for covering chairs and sofas, locks, lumber, screens, tables, typewriters, including the exchange of same, wardrobe cabinets, washstands, water coolers and stands, and for replacing other worn and unserviceable articles (<i>act Jan. 22, 1925, vol. 43, p. 765</i>)-----				7, 500. 00	4, 500. 00
	Estimated expenditures, 1927 appropriation	Estimated expenditures, 1926 appropriation	Expended and obligated, 1925		
Supplies and materials:					
0280 Sundry supplies.....	\$250. 00	\$250. 00	\$350. 56		
0290 Materials.....	250. 00	250. 00	310. 62		
Total supplies and materials.....	500. 00	500. 00	661. 18		
Transportation of things (service).....			4. 14		
12 Repairs and alterations.....	2, 000. 00	2, 400. 00	2, 000. 98		
30 Equipment.....	5, 000. 00	1, 600. 00	1, 756. 27		
Total.....	7, 500. 00	4, 500. 00	4, 422. 57		

Estimates of appropriations required for the service of the fiscal year ending June 30, 1927—Continued

General object (title of appropriation), date of acts, references to Statutes at Large, or to Revised Statutes, and estimated amount required for each detailed object				Total amount to be appropriated under each head of appropriation	Amount appropriated for the fiscal year ending June 30, 1926
Contingent Expenses, Treasury Department, Stationery— Stationery: For stationery for the Treasury Department and its several bureaus and offices, and field services thereof, including tags, labels, and index cards, printed in the course of manufacture, packing boxes and other materials necessary for shipping stationery supplies and [freight for] cost of transportation of supplies purchased free on board [factory, for the Treasury Department and its several bureaus and offices] point of shipment and of supplies shipped from Washington to field offices (act of Jan. 22, 1925, vol. 43, p. 765) -----				\$480,000.00	\$437,760.00
BUREAUS AND OFFICES	Estimated expenditures, 1927 appropriation	Estimated expenditures, 1926 appropriation	Expended and obligated, 1925		
Secretary, Undersecretary, and Assistant Secretaries.....	\$1,500.00	\$1,500.00	\$1,575.06		
Chief clerk and superintendent.....	1,000.00	1,000.00	1,057.99		
Division of Appointments.....	900.00	900.00	941.49		
Division of Bookkeeping and Warrants.....	500.00	500.00	476.21		
Division of Accounts and Deposits.....	100.00	100.00	99.93		
Division of Deposits.....	100.00	100.00	119.60		
Division of Printing.....	125.00	125.00	128.47		
Customs Service.....	65,000.00	62,000.00	66,888.59		
Disbursing clerk.....	750.00	725.00	675.00		
Secret Service.....	900.00	900.00	845.54		
Government actuary.....	25.00	10.00	5.86		
Comptroller of the Currency.....	7,000.00	8,000.00	7,961.47		
Treasurer, United States.....	7,500.00	8,000.00	8,304.21		
Internal Revenue Bureau.....	240,000.00	290,000.00	202,179.89		
Bureau of the Mint.....	1,000.00	1,000.00	943.22		
Bureau of Engraving and Printing.....	6,000.00	6,000.00	6,192.02		
Public Health Service.....	14,000.00	15,000.00	15,327.47		
United States Coast Guard.....	24,000.00	20,000.00	24,530.08		
Supervising Architect.....	3,600.00	3,900.00	4,002.54		
Custodian Service.....	2,000.00	2,000.00	2,048.75		
Bureau of Supply.....	3,000.00	3,000.00	2,783.61		
General Supply Committee.....	3,000.00	3,000.00	4,235.52		
Farm Loan Bureau.....			2,610.35		
Reserve.....		10,000.00			
Prohibition and narcotic officers.....	45,000.00				
Public Debt Service.....	23,000.00				
02 Total.....	450,000.00	437,760.00	353,923.16		
07 Transportation of stationery supplies.....	30,000.00				
Total issues.....	480,000.00	437,760.00	353,923.16		
Decrease in inventory.....			10,970.72		
Total expenditures.....	480,000.00	437,760.00	342,952.44		
Labor-Saving Machines, Treasury Department— For purchase of labor-saving machines and supplies for same, including the purchase and exchange of registering accountants, numbering machines, and other machines of a similar character, including time stamps for stamping date of receipt of official mail and telegrams, and repairs thereto, and purchase of supplies for photographic copying machines (act Jan. 22, 1925, vol. 43, p. 765) -----				14,000.00	14,000.00
	Estimated expenditures, 1927 appropriation	Estimated expenditures, 1926 appropriation	Expended and obligated, 1925		
Supplies and materials:					
0200 Stationery and office supplies.....	\$200.00	\$200.00	\$79.56		
0280 Sundry supplies.....	100.00	100.00	124.64		
02 Total supplies and materials.....	300.00	300.00	204.20		
12 Repairs and alterations.....	3,300.00	3,700.00	4,364.00		
30 Equipment.....	10,400.00	10,000.00	15,341.38		
Total.....	14,000.00	14,000.00	19,909.58		

Estimates of appropriations required for the service of the fiscal year ending June 30, 1927—Continued

General object (title of appropriation), date of acts, references to Statutes at Large, or to Revised Statutes, and estimated amount required for each detailed object				Total amount to be appropriated under each head of appropriation	Amount appropriated for the fiscal year ending June 30, 1926
Operating Expenses, Treasury Department Annex— For operating expenses of the Treasury Department Annex Numbered 1 (Pennsylvania Avenue and Madison Place), including fuel, electric current, ice, ash removal, and miscellaneous items (<i>act Jan. 22, 1925, vol. 43, p. 765</i>)				\$13, 000. 00	\$13, 000. 00
	Estimated expenditures, 1927 appropriation	Estimated expenditures, 1926 appropriation	Expended and obligated, 1925		
Supplies and materials:					
0200 Stationery and office supplies.....	\$2, 100. 00	\$2, 100. 00	\$2, 339. 64		
0250 Sundry supplies.....	500. 00	500. 00	500. 12		
02 Total supplies and materials.....	2, 600. 00	2, 600. 00	2, 839. 76		
10 Furnishing of heat, light, and power (heat).....	3, 100. 00	3, 100. 00	3, 047. 73		
10 Furnishing of heat, light, and power (gas and electricity).....	5, 200. 00	5, 200. 00	5, 789. 38		
13 Special and miscellaneous current expenses.....	240. 00	240. 00	250. 65		
30 Equipment.....	1, 860. 00	1, 860. 00	1, 007. 83		
Total.....	13, 000. 00	13, 000. 00	12, 935. 35		
Operating Expenses, Darby Building— Darby Building: For heating, electric current, electrical equipment, ice, and miscellaneous items (<i>act Jan. 22, 1925, vol. 43, p. 765</i>)				4, 000. 00	4, 500. 00
	Estimated expenditures, 1927 appropriation	Estimated expenditures, 1926 appropriation	Expended and obligated, 1925		
Supplies and materials:					
0200 Stationery and office supplies.....	\$200. 00	\$200. 00	\$112. 68		
0230 Fuel.....	1, 200. 00	1, 200. 00	1, 151. 81		
0250 Sundry supplies.....	1, 000. 00	1, 000. 00	1, 166. 70		
02 Total supplies and materials.....	2, 400. 00	2, 400. 00	2, 431. 19		
10 Furnishing of heat, light, and power (electricity).....	1, 200. 00	1, 250. 00	1, 328. 92		
30 Equipment.....	400. 00	550. 00	62. 40		
Reserve.....		300. 00			
Total.....	4, 000. 00	4, 500. 00	3, 820. 51		
Total, Office of Chief Clerk and Superintendent.....				1, 090, 000. 00	1, 040, 744. 00
GENERAL SUPPLY COMMITTEE					
Salaries and Expenses, General Supply Committee— Salaries: For personal services in the District of Columbia in accordance with the classification act of 1923 not exceeding [\$75,000] \$113,700; necessary expenses, including office supplies and materials, maintenance of motor trucks, telegrams, telephone service, [and] traveling expenses, [\$2,800; in all, \$77,800.] [For salaries of employees,] office equipment, fuel, light, electric current, [telephone service, maintenance of motor trucks,] and other necessary expenses for carrying into effect the Executive order of December 3, 1918, regulating the transfer of office materials, supplies, and equipment in the District of Columbia falling into disuse because of the cessation of war activities, [\$43,700], in all, \$120,000: <i>Provided</i> , That the said Executive order shall continue in effect until June 30, [1926] 1927, without modification, except that the price charged shall be the current market value at time of issue, less a discount for usage, but in no instance shall the discount be more than 25 per centum, and that the proceeds from the transfer of appropriations thereunder shall be covered into the Treasury as miscellaneous receipts: <i>Provided further</i> , That the heads of the executive departments and independent establishments and the Commissioners of the District of Columbia shall cooperate with the Secretary of the Treasury in connection with the storage and delivery of material, supplies, and equipment transferred under the foregoing order and for effecting the transfer or disposition of other surplus and waste material or supplies: <i>Provided further</i> , That typewriters and computing machines transferred to the General Supply Committee as surplus, where such machines have become unfit for further use, may, in the discretion of the Secretary of the Treasury, be issued to other Government departments and establishments at exchange prices quoted in the current general schedule of supplies or sold commercially.					

Estimates of appropriations required for the service of the fiscal year ending June 30, 1927—Continued

General object (title of appropriation), date of acts, references to Statutes at Large, or to Revised Statutes, and estimated amount required for each detailed object	Total amount to be appropriated under each head of appropriation	Amount appropriated for the fiscal year ending June 30, 1926
--	--	--

Salaries and Expenses, General Supply Committee—Continued.

Repairs to typewriting machines (except bookkeeping and billing machines) in the Government service in the District of Columbia may be made at cost by the General Supply Committee, payment therefor to be effected by transfer and counterwarrant, charging the proper appropriation and crediting the appropriation "Salaries and expenses, General Supply Committee, [transfer of office material, supplies, and equipment.]"

No part of any money appropriated by this or any other act shall be used during the fiscal year [1926] 1927 for the purchase of any standard typewriting machines, except bookkeeping and billing machines, at a price in excess of the following for models with carriages which will accommodate paper of the following widths, to wit: Ten inches (correspondence models), \$70; twelve inches, \$75; fourteen inches, \$77.50; sixteen inches, \$82.50; eighteen inches, \$87.50; twenty inches, \$94; twenty-two inches, \$95; twenty-four inches, \$97.50; twenty-six inches, \$103.50; twenty-eight inches, \$104; thirty inches, \$105; thirty-two inches, \$107.50.

All purchases of typewriting machines during the fiscal year [1926] 1927 by executive departments and independent establishments for use in the District of Columbia or in the field, except as hereinafter provided, shall be made from the surplus machines in the stock of the General Supply Committee. The War Department shall furnish the General Supply Committee, immediately upon the approval of this act, a complete inventory of the various makes, models, and classes of typewriters in its possession, the condition of such machines, and the point of storage, and shall turn over to the General Supply Committee such typewriting machines in such quantities as the Secretary of the Treasury from time to time may call for by specific requisition for sale to the various services of the Government. If the General Supply Committee is unable to furnish serviceable machines to any such service of the Government, it shall furnish unserviceable machines, if available, at current exchange prices, and such machines shall then be applied by the service of the Government receiving them as part payment for new machines from commercial sources in accordance with the prices fixed in the preceding paragraph. And in selling typewriting machines to the various services the General Supply Committee may accept an equal number of unserviceable machines as part payment thereon at the exchange prices quoted in the current general schedule of supplies (*act Jan. 22, 1925, vol. 43, p. 766*)

\$120, 000. 00

\$121, 500. 00

	Estimated expenditures, 1927 appropriation	Estimated expenditures, 1926 appropriation	Expended and obligated, 1925
Departmental service:			
Salaries—			
Clerical, administrative, and fiscal service—			
Grade 11, \$3,800 to \$5,000; average, \$4,400—			
Administrative officer (superintendent of supplies).....	Average— No. 1 Salary \$4,400.00	Average— No. 1 Salary \$4,400.00	Average— No. 1 Salary \$4,325.00
Grade 9, \$3,000 to \$3,600; average, \$3,300—			
Senior administrative assistant (assistant superintendent of supplies).....	1 3,300.00	1 3,300.00	
Grade 8, \$2,700 to \$3,300; average, \$3,000—			
Administrative assistant.....			1 3,237.00
Grade 7, \$2,400 to \$3,000; average, \$2,700—			
Administrative assistants (chiefs of division).....	2 2,850.00	2 2,850.00	2 2,737.00
Grade 6, \$2,100 to \$2,700; average, \$2,400—			
Principal clerks.....	3 2,167.00	3 2,167.00	2½ 2,145.00
Grade 5, \$1,860 to \$2,400; average, \$2,100—			
Stenographer.....	1 2,100.00	1 2,100.00	1 2,100.00
Senior clerk.....	1 1,860.00	1 1,860.00	1½ 2,081.00
Grade 4, \$1,680 to \$2,040; average, \$1,860—			
Clerks.....	5 1,896.00	5 1,896.00	5½ 1,895.00
Grade 3, \$1,500 to \$1,860; average, \$1,680—			
Assistant clerks.....	10 1,734.00	10 1,734.00	10½ 1,745.00
Grade 2, \$1,320 to \$1,680; average, \$1,500—			
Stenographer.....	1 1,320.00	1 1,320.00	
Clerks.....	11 1,522.00	11 1,522.00	10½ 1,500.00
Grade 1, \$1,140 to \$1,500; average, \$1,320—			
Underoperator, office devices.....	1 1,140.00	1 1,140.00	1 1,012.00
Clerks.....	9 1,206.00	9 1,206.00	14½ 1,177.00
Temporary typists (12 for 4 months).....	4 1,140.00	4 1,140.00	4 1,109.00
Custodial service—			
Grade 7, \$1,680 to \$2,040; average, \$1,860—			
Senior mechanics.....	2 1,950.00	2 1,950.00	2½ 1,950.00
Grade 6, \$1,500 to \$1,860; average, \$1,680—			
Cabinetmakers.....	2 1,680.00	2 1,680.00	5½ 1,649.00
Mechanics.....	4 1,575.00	4 1,575.00	4 1,575.00
Grade 5, \$1,320 to \$1,680; average, \$1,500—			
Junior mechanic.....			½ 1,322.00
Grade 4, \$1,140 to \$1,500; average, \$1,320—			
Undermechanic.....			½ 1,140.00
Grade 3, \$1,020 to \$1,260; average, \$1,140—			
Messengers.....	2 1,020.00	2 1,020.00	2 1,045.00
Minor mechanics.....	2 1,080.00	2 1,080.00	2 1,045.00
Senior laborers.....	2 1,020.00	2 1,020.00	2 1,045.00
Grade 2, \$900 to \$1,140; average, \$1,020—			
Junior laborers.....	17 946.00	17 946.00	21½ 935.00

Estimates of appropriations required for the service of the fiscal year ending June 30, 1927—Continued

General object (title of appropriation), date of acts, references to Statutes at Large, or to Revised Statutes, and estimated amount required for each detailed object	Total amount to be appropriated under each head of appropriation	Amount appropriated for the fiscal year ending June 30, 1926
--	--	--

Salaries and Expenses, General Supply Committee—Continued.

	Estimated expenditures, 1927 appropriation	Estimated expenditures, 1926 appropriation	Expended and obligated, 1925
Departmental service—Continued.			
Salaries—Continued.			
Custodial service—Continued.			
Grade 1, \$600 to \$720; average, \$690—	Average— No. Salary	Average— No. Salary	Average— No. Salary
Junior messenger.....	81 121, 176. 00	81 121, 176. 00	97 138, 976. 25
Total average number of employees.....	81	81	97
Total salaries, departmental service.....	121, 176. 00	121, 176. 00	138, 976. 25
Reimbursement received from repairs to typewriters.....	7, 500. 00	7, 500. 00	6, 462. 00
01 Total net salaries, departmental service.....	113, 676. 00	113, 676. 00	132, 514. 25
Supplies and materials:			
0200 Stationery and office supplies.....	200. 00	200. 00	191. 07
0220 Scientific and educational supplies.....	20. 00	20. 00	18. 35
0230 Gasoline and oils.....	1, 400. 00	1, 400. 00	1, 635. 62
0280 Sundry supplies.....	300. 00	300. 00	455. 64
0290 Shop materials.....	500. 00	500. 00	677. 29
02 Total supplies and materials.....	2, 420. 00	2, 420. 00	2, 977. 97
05 Communication service.....	750. 00	750. 00	799. 05
06 Travel expenses.....	500. 00	500. 00	140. 00
07 Freight and express.....	50. 00	50. 00	33. 96
10 Furnishing of heat, light, and power.....	54. 00	54. 00	542. 89
12 Repairs and alterations.....	500. 00	500. 00	662. 62
Equipment:			
3010 Furniture, furnishings, and fixtures.....	1, 100. 00	1, 080. 00	1, 617. 30
3060 Other equipment.....	1, 000. 00	1, 000. 00	4, 287. 77
30 Total equipment.....	2, 100. 00	2, 080. 00	5, 905. 07
Reserve.....		1, 524. 00	
Total.....	120, 000. 00	121, 500. 00	143, 575. 81

OFFICE OF COMMISSIONER OF ACCOUNTS AND DEPOSITS

Salaries, Office of Commissioner of Accounts and Deposits—

For Commissioner of Accounts and Deposits and other personal services in the District of Columbia in accordance with the classification act of 1923 (act Jan. 22, 1925, vol. 43, p. 767).....

\$82, 800. 00

\$37, 940. 00

NOTE.—This estimate includes the office of the Commissioner of Accounts and Deposits, the Division of Deposits, and that part of the Secretary's office known as the Section of Statistics.

	Estimated expenditures, 1927 appropriation	Estimated expenditures, 1926 appropriation	Expended and obligated, 1925
Departmental service:			
Salaries—			
Clerical, administrative, and fiscal service—	Average— No. Salary	Average— No. Salary	Average— No. Salary
Grade 13, \$6,000 to \$7,500; average, \$6,750—	1 \$6, 500	1 \$6, 500	1 \$6, 000
Executive officer (commissioner).....			
Grade 11, \$3,800 to \$5,000; average, \$4,400—	1 4, 400	(1)	
Administrative officer.....			
Grade 10, \$3,300 to \$3,900; average, \$3,600—	1 3, 900	1 3, 900	1 3, 900
Junior administrative officer (chief of section and accountant).....			
Grade 9, \$3,000 to \$3,600; average, \$3,300—	1 3, 500		
Senior administrative assistant (chief of division).....			
Grade 8, \$2,700 to \$3,300; average, \$2,800—	1 2, 800	1 2, 800	1 2, 800
Administrative assistant.....			
Grade 7, \$2,400 to \$3,000; average, \$2,700—	1 2, 700		
Junior administrative assistant (assistant chief of division).....			
Grade 6, \$2,100 to \$2,700; average, \$2,400—	1 2, 300	1 2, 300	1 2, 300
Principal clerk.....	1 2, 100	1 2, 100	1 2, 100
Principal clerk-stenographer.....			
Grade 5, \$1,860 to \$2,400; average, \$2,130—	1 2, 400		
Senior clerk.....			
Grade 4, \$1,680 to \$2,040; average, \$1,860—	3 1, 980		
Clerks.....	1 2, 040		
Clerk-stenographer.....			
Grade 3, \$1,500 to \$1,860; average, \$1,680—	2 1, 860		
Assistant clerks.....	2 1, 860	1 1, 860	
Assistant clerk-stenographers.....			
Grade 2, \$1,320 to \$1,680; average, \$1,500—	2 1, 500		
Junior clerks.....			
Professional and scientific service—			
Grade 5, \$5,200 to \$6,000; average, \$5,600—	1 5, 200		
Senior economic analyst (chief of section).....			

¹ Paid from appropriation "Expenses of loans, amended and extended."

Estimates of appropriations required for the service of the fiscal year ending June 30, 1927—Continued

General object (title of appropriation), date of acts, references to Statutes at Large, or to Revised Statutes, and estimated amount required for each detailed object				Total amount to be appropriated under each head of appropriation	Amount appropriated for the fiscal year ending June 30, 1926
Salaries, Office of Commissioner of Accounts and Deposits—Continued.					
	Estimated expenditures, 1927 appropriation	Estimated expenditures, 1926 appropriation	Expended and obligated, 1925		
Departmental service—Continued.					
Salaries—Continued.					
Professional and scientific service—Continued.					
Grade 4, \$3,800 to \$5,000; average, \$4,400—	Average— No. Salary	Average— No. Salary	Average— No. Salary		
Economic analysts.....	2 \$4,200				
Grade 3, \$3,000 to \$3,600; average, \$3,300—					
Associate economic analysts.....	4 3,050				
Grade 2, \$2,400 to \$3,000; average, \$2,700—					
Assistant economic analyst.....	1 2,700				
Subprofessional service—					
Grade 5, \$1,680 to \$2,040; average, \$1,860—					
Library assistant.....	1 1,860				
Custodial service—					
Grade 3, \$1,020 to \$1,260; average, \$1,140—					
Messengers.....	3 1,140	1 \$1,080	1 \$1,080		
Total average number of employees.....	31	7	6		
01 Total salaries, departmental service.....	82,800	\$20,540	\$18,180		
[Salaries, Division of Deposits—]					
[Salaries: For the chief of the division and other personal services in the District of Columbia, in accordance with the classification act of 1923, \$17,400.]					
NOTE.—The estimate for the office of Division of Deposits has been combined for the fiscal year 1927 with the estimate for office of the Commissioner of Accounts and Deposits.					
	Estimated expenditures, 1927 appropriation	Estimated expenditures, 1926 appropriation	Expended and obligated, 1925		
Departmental service:					
Salaries—					
Clerical, administrative, and fiscal service—	Average— No. Salary	Average— No. Salary	Average— No. Salary		
Grade 9, \$3,000 to \$3,600; average, \$3,300—					
Senior administrative assistant (chief of division).....	1 \$3,500				
Grade 7, \$2,400 to \$3,000; average, \$2,700—					
Junior administrative assistant (assistant chief of division).....	1 2,700	1 2,972			
Grade 5, \$1,860 to \$2,400; average, \$2,130—					
Senior clerk.....	1 2,400	1 2,400			
Grade 4, \$1,680 to \$2,040; average, \$1,860—					
Clerks.....	2 2,040	2 2,040			
Grade 3, \$1,500 to \$1,860; average, \$1,680—					
Assistant clerk.....	1 1,860	1 1,860			
Grade 2, \$1,320 to \$1,680; average, \$1,500—					
Junior clerk.....	1 1,680	1 1,680			
Custodial service—					
Grade 3, \$1,020 to \$1,260; average, \$1,140—					
Messenger.....	1 1,140	1 1,132			
Total average number of employees.....	8	7½			
01 Total salaries, departmental service.....	17,360	17,510			
General Expenses, Library—					
For books of reference, law books, books on finance, technical and scientific books, newspapers, for which payment may be made in advance, and periodicals, for expenses incurred in completing imperfect series, for library cards, supplies, and for all other necessary expenses (submitted).....				\$2,000.00	
	Estimated expenditures, 1927 appropriation	Estimated expenditures, 1926 appropriation	Expended and obligated, 1925		
0222 Educational supplies:					
Educational supplies.....	\$200				
Magazines, pamphlets and statistical service.....	600				
Newspapers.....	100				
Commercial reference books, etc.....	1,100				
	\$2,000				
Total, Office of Commissioner of Accounts and Deposits.....				84,800.00	\$37,940.00

Estimates of appropriations required for the service of the fiscal year ending June 30, 1927—Continued

General object (title of appropriation), date of acts, references to Statutes at Large, or to Revised Statutes, and estimated amount required for each detailed object				Total amount to be appropriated under each head of appropriation	Amount appropriated for the fiscal year ending June 30, 1926
DIVISION OF BOOKKEEPING AND WARRANTS					
Salaries, Division of Bookkeeping and Warrants— For the chief of the division, and other personal services in the District of Columbia, in accordance with the classification act of 1923 (<i>act Jan. 22, 1925, vol. 43, p. 767</i>)				\$160,000.00	\$164,386.00
	Estimated expenditures, 1927 appropriation	Estimated expenditures, 1926 appropriation	Expended and obligated, 1925		
Departmental service:					
Salaries—					
Clerical, administrative, and fiscal service—					
Grade 12, \$5,200 to \$6,000; average, \$5,600—					
Senior administrative officer (chief of division).....	<i>Average—</i> No. 1 Salary \$5,600	<i>Average—</i> No. 1 Salary \$5,600	<i>Average—</i> No. 1 Salary \$5,333		
Grade 11, \$3,800 to \$5,000; average, \$4,400—					
Administrative officer (assistant chief of division).....	1 4,400	1 4,400	1 4,300		
Administrative officer (assistant to chief of division).....	1 4,000	1 4,000	1 4,000		
Grade 10, \$3,300 to \$3,900; average, \$3,600—					
Junior administrative officer (accountant).....			1 3,780		
Grade 9, \$3,000 to \$3,600; average, \$3,300—					
Senior administrative assistant (executive clerk).....	1 3,300	1 3,300	1 3,500		
Grade 7, \$2,400 to \$3,000; average, \$2,700—					
Junior administrative assistants.....	2 2,700	2 2,700	2 2,604		
Grade 6, \$2,100 to \$2,700; average, \$2,400—					
Principal clerks.....	11 2,400	11 2,400	10 1/2 2,369		
Grade 5, \$1,800 to \$2,400; average, \$2,111.42—					
Senior clerks.....	9 2,136	9 2,136	9 1/2 2,142		
Grade 4, \$1,680 to \$2,040; average, \$1,860—					
Clerks.....	19 1,955	19 1,955	18 1/2 1,949		
Grade 3, \$1,500 to \$1,960; average, \$1,680—					
Assistant clerks.....	21 1,783	21 1,783	22 1,775		
Grade 2, \$1,320 to \$1,680; average, \$1,500—					
Junior clerks.....	6 1,610	8 1,515	7 1/2 1,530		
Custodial service—					
Grade 4, \$1,140 to \$1,500; average, \$1,320—					
Head messenger.....	1 1,140	1 1,140	1 1,140		
Grade 3, \$1,020 to \$1,260; average, \$1,140—					
Messengers.....	6 1,050	6 1,050	6 1/2 1,046		
01 Total average number of employees.....	79	81	81 1/2		
Total salaries, departmental service.....	160,000.00	162,460.00	163,148.71		
Reserve.....		1,926.00			
Total.....	160,000.00	164,386.00	163,148.71		
The difference between 1927 and 1926 is due to decrease in force, \$2,460.					
Contingent Expenses, Public Moneys—					
Contingent expenses, public moneys: For contingent expenses under the requirements of section 3653 of the Revised Statutes, for the collection, safe-keeping, transfer, and disbursement of the public money, transportation of notes, bonds, and other securities of the United States, salaries of special agents, actual expenses of examiners detailed to examine the books, accounts, and money on hand at the several depositories, including national banks acting as depositories under the requirements of section 3649 of the Revised Statutes, also including examinations of cash accounts at mints and cost of insurance on shipments of money by registered mail when necessary, and not to exceed \$25,000 for transportation of fit currency between banks; in all (<i>R. S., pp. 718, 719, secs. 3649–3653; act Jan. 22, 1925, vol. 43, p. 767</i>)				225,000.00	200,000.00
	Estimated expenditures, 1927 appropriation	Estimated expenditures, 1926 appropriation	Expended and obligated, 1925		
02 Supplies and materials.....	\$2,700.00	\$2,700.00	\$2,442.41		
05 Communication service (telegraph).....	2,046.00	2,046.00	1,967.72		
06 Travel expenses.....	100.00	100.00	83.94		
Transportation of things:					
0700 Freight and incidental charges.....	54.00	54.00	9.14		
0710 Express and incidental charges.....	10,000.00	10,000.00	11,037.88		
0720 Parcel-post delivery.....	137,700.00	122,700.00	114,226.90		
0780 Mail insurance.....	72,400.00	62,400.00	79,264.71		
07 Total transportation of things.....	220,154.00	195,154.00	204,538.63		
Total.....	225,000.00	200,000.00	209,032.70		

Estimates of appropriations required for the service of the fiscal year ending June 30, 1927—Continued

General object (title of appropriation), date of acts, references to Statutes at Large, or to Revised Statutes, and estimated amount required for each detailed object				Total amount to be appropriated under each head of appropriation	Amount appropriated for the fiscal year ending June 30, 1926
Recoinage of Gold Coins— Recoinage of gold coins: For recoinage of uncurrent gold coins in the Treasury, to be expended under the direction of the Secretary of the Treasury, as required by section 3512 of the Revised Statutes (<i>R. S.</i> , p. 696, sec. 3512; <i>act Jan. 22, 1925, vol. 43, p. 767</i>)				\$3, 000. 00	\$3, 000. 00
	Estimated expenditures, 1927 appropriation	Estimated expenditures, 1926 appropriation	Expended and obligated, 1925		
1325 For the recoinage of uncurrent gold coins in the Treasury	\$3, 000. 00	\$3, 000. 00	\$2, 984. 59		
Recoinage of Minor Coins— Recoinage of minor coins: To enable the Secretary of the Treasury to continue the recoinage of worn and uncurrent minor coins of the United States now in the Treasury or hereafter received, and to reimburse the Treasurer of the United States for the difference between the nominal or face value of such coins and the amount the same will produce in new coins (<i>acts June 25, 1910, vol. 36, p. 714, sec. 1; Jan. 22, 1925, vol. 43, p. 767</i>)				15, 000. 00	15, 000. 00
	Estimated expenditures, 1927 appropriation	Estimated expenditures, 1926 appropriation	Expended and obligated, 1925		
1325 Recoinage of minor coins	\$15, 000. 00	\$15, 000. 00	\$9, 990. 21		
Indefinite appropriation: Recoinage of Silver Coins— That the Secretary of the Treasury is hereby authorized and directed to cause all worn and uncurrent subsidiary silver coin of the United States now in the Treasury, and hereafter received, to be recoined, and to reimburse the Treasurer of the United States for the difference between the nominal or face value of such coin and the amount the same will produce in new coin from any moneys in the Treasury not otherwise appropriated (<i>act Mar. 14, 1900, vol. 31, p. 48, sec. 9</i>)				195, 000. 00	150, 000. 00
	Estimated expenditures, 1927 appropriation	Estimated expenditures, 1926 appropriation	Expended and obligated, 1925		
1325 For adjustment of accounts on account of the difference between the nominal or face value of worn and uncurrent subsidiary silver coins sent to the mints for recoinage and the amount the same will produce in new coin, not requiring any cash disbursement from the Treasury	\$195, 000. 00	\$150, 000. 00	\$211, 759. 94		
Total, Division of Bookkeeping and Warrants				598, 000. 00	532, 386. 00
PUBLIC DEBT SERVICE					
Public Debt Service— For necessary expenses connected with the administration of any public debt issues and United States paper currency issues with which the Secretary of the Treasury is charged, including rent in the District of Columbia, and including the commissioner of the public debt and other personal services in the District of Columbia in accordance with the classification act of 1923, [\$3,260,000] \$2,950,000: <i>Provided</i> , That the amount to be expended for personal services in the District of Columbia shall not exceed [\$3,113,414] \$2,858,250: <i>And provided further</i> , That the indefinite appropriation "Expenses of loans, act of September 24, 1917, as amended and extended," shall not be used during the fiscal year [1926] 1927 to supplement the appropriation herein made for the current work of the Public Debt Service (<i>act Jan. 22, 1925, vol. 43, p. 767</i>)				2, 950, 000. 00	3, 260, 000. 00

Estimates of appropriations required for the service of the fiscal year ending June 30, 1927—Continued

General object (title of appropriation), date of acts, references to Statutes at Large, or to Revised Statutes, and estimated amount required for each detailed object	Total amount to be appropriated under each head of appropriation			Amount appropriated for the fiscal year ending June 30, 1926
Public Debt Service—Continued.				
	Estimated expenditures, 1927 appropriation	Estimated expenditures, 1926 appropriation	Expended and obligated, 1925	
Departmental service:				
Office of Commissioner of the Public Debt—				
Salaries—				
Professional—				
Grade 4, \$3,800 to \$5,000; average, \$4,400—	<i>Average—</i>	<i>Average—</i>	<i>Average—</i>	
Attorney (member legal staff).....	No. 1 Salary \$4,600	No. 1 Salary \$4,600	No. 1 Salary \$4,600	
Clerical, administrative, and fiscal service—				
Grade 13, \$6,000 to \$7,500; average, \$6,750—				
Executive officer (commissioner).....	1 6,500	1 6,500	1 6,875	
Grade 12, \$5,200 to \$6,000; average, \$5,600—				
Administrative officer (deputy commissioner).....	1 5,600	1 5,600	1 5,550	
Grade 7, \$2,400 to \$3,000; average, \$2,700—				
Junior administrative officers.....	2 2,600	2 2,600	1½ 2,800	
Grade 6, \$2,100 to \$2,700; average, \$2,400—				
Principal clerk.....	1 2,500	1 2,500	1 2,500	
Grade 5, \$1,800 to \$2,400; average, \$2,111—				
Senior clerks.....	3 2,367	3 2,367	3 2,367	
Senior clerk-stenographers.....	2 2,100	2 2,100	1½ 2,100	
Grade 4, \$1,680 to \$2,040; average, \$1,860—				
Clerks.....	5 2,040	5 2,040	5 2,040	
Grade 3, \$1,500 to \$1,860; average, \$1,680—				
Assistant clerks.....	2 1,770	2 1,770	2 1,805	
Grade 2, \$1,320 to \$1,680; average, \$1,500—				
Junior clerks.....	2 1,560	2 1,560	2 1,560	
Custodial service:				
Grade 3, \$1,020 to \$1,260; average, \$1,140—				
Messengers.....	4 1,080	4 1,080	4 1,054	
Total average number of employees.....	24	24	22½	
Total salaries, departmental service.....	56,880.00	56,880.00	54,833.75	
Division of Paper Custody—				
Salaries—				
Clerical, administrative, and fiscal service—				
Grade 8, \$2,700 to \$3,300; average, \$3,000—				
Administrative assistant (chief of division).....	1 3,000	1 3,000	1 3,000	
Grade 6, \$2,100 to \$2,700; average, \$2,400—				
Principal clerks.....	3 2,367	3 2,367	3 2,433	
Grade 4, \$1,680 to \$2,040; average, \$1,860—				
Clerks.....	1 2,040	1 2,040	3 1,980	
Grade 3, \$1,500 to \$1,860; average, \$1,680—				
Assistant clerks.....	4 1,680	4 1,680	4 1,680	
Grade 2, \$1,320 to \$1,680; average, \$1,500—				
Junior clerks.....	2 1,440	2 1,440	3 1,520	
Grade 1, \$1,140 to \$1,500; average, \$1,320—				
Underclerks.....	15 1,312	15 1,312	20½ 1,345	
Custodial service:				
Grade 3, \$1,020 to \$1,260; average, \$1,140—				
Messengers.....	6 1,140	6 1,140	6 1,140	
Grade 2, \$900 to \$1,140; average, \$1,020—				
Junior laborers.....	11 1,015	11 1,015	11 992	
Total average number of employees.....	43	43	51½	
Total salaries, departmental service.....	59,420.00	59,420.00	73,276.75	
Deduct estimated cost of reimbursable work.....	12,000.00	12,000.00	12,000.00	
Total.....	47,420.00	47,420.00	61,276.75	
Division of Public Debt Accounts and Audit—				
Salaries—				
Clerical, administrative, and fiscal service—				
Grade 11, \$3,800 to \$5,000; average, \$4,400—				
Administrative officer.....	1 4,400	1 4,400	1 4,325	
Grade 9, \$3,000 to \$3,600; average, \$3,300—				
Senior administrative assistant.....	1 3,300	1 3,300	1 3,262	
Grade 8, \$2,700 to \$3,300; average, \$3,000—				
Administrative assistants.....	2 3,000	2 3,000	2 2,844	
Grade 7, \$2,400 to \$3,000; average, \$2,700—				
Junior administrative assistants.....	3 2,567	3 2,567	1 2,500	
Grade 6, \$2,100 to \$2,700; average, \$2,400—				
Principal clerks.....	6 2,433	6 2,433	4 2,350	
Grade 5, \$1,800 to \$2,400; average, \$2,111.42—				
Senior clerk-stenographer.....	1 2,100	1 2,100	1 2,100	
Senior clerks.....	16 2,092	16 2,092	11½ 2,102	
Grade 4, \$1,680 to \$2,040; average, \$1,860—				
Clerk-stenographer.....	1 2,040	1 2,040	1 2,040	
Head operator, office devices.....	1 1,680	1 1,680	1 1,700	
Clerks.....	15 1,908	15 1,908	14½ 1,935	
Grade 3, \$1,500 to \$1,860; average, \$1,680—				
Head typist.....	1 1,680	1 1,680	1 1,680	
Assistant clerk-stenographers.....	2 1,770	2 1,770	2 1,770	
Senior operators, office devices.....	9 1,540	9 1,540	9½ 1,555	
Assistant clerks.....	45 1,712	45 1,712	36½ 1,719	
Grade 2, \$1,320 to \$1,680; average, \$1,500—				
Junior clerk-typist.....	1 1,680	1 1,680	1 1,680	
Junior clerk-stenographer.....	1 1,440	1 1,440	1 1,440	
Senior typists.....	2 1,440	2 1,440	1½ 1,488	
Junior clerks.....	14 1,509	14 1,509	12½ 1,513	
Grade 1, \$1,140 to \$1,500; average, \$1,320—				
Junior typists.....	3 1,440	3 1,440	3½ 1,440	
Underclerks.....	9½ 1,440	9½ 1,440	12½ 1,440	
Custodial service—				
Grade 3, \$1,020 to \$1,260; average, \$1,140—				
Messenger.....	5 1,068	5 1,068	5 1,063	
Total average number of employees.....	139½	139½	123½	
Total salaries, departmental service.....	250,740.00	250,740.00	216,968.13	

Estimates of appropriations required for the service of the fiscal year ending June 30, 1927—Continued

General object (title of appropriation), date of acts, references to Statutes at Large, or to Revised Statutes, and estimated amount required for each detailed object	Estimated expenditures, 1927 appropriation		Estimated expenditures, 1926 appropriation		Expended and obligated, 1925		Total amount to be appropriated under each head of appropriation	Amount appropriated for the fiscal year ending June 30, 1926
Public Debt Service—Continued.								
Departmental service—Continued.								
Division of Loans and Currency—								
Salaries—								
Professional service—								
Grade 3, \$3,000 to \$3,600; average, \$3,300—	Average— No. 1 Salary \$3,300		Average— No. 1 Salary \$3,300		Average— No. 1 Salary \$3,100			
Subprofessional service—								
Grade 4, \$1,500 to \$1,860; average, \$1,680—								
Nurse.....	1	1,680	1	1,680	1	1,680		
Clerical, administrative, and fiscal service—								
Grade 12, \$5,200 to \$6,000; average, \$5,600—								
Senior administrative officer.....	1	5,600	1	5,600	1	5,550		
Grade 11, \$3,800 to \$5,000; average, \$4,400—								
Administrative officers.....	2	4,400	2	4,200	2	4,150		
Grade 10, \$3,300 to \$3,900; average, \$3,600—								
Junior administrative officers.....	2	3,600	2	3,600	2	3,563		
Grade 9, \$3,000 to \$3,600; average, \$3,300—								
Senior administrative assistants.....	3	3,300	3	3,200	3	3,175		
Grade 8, \$2,700 to \$3,300; average, \$3,000—								
Administrative assistants.....	9	2,822	9	2,822	7	2,859		
Grade 7, \$2,400 to \$3,000; average, \$2,700—								
Junior administrative assistants.....	7	2,743	7	2,743	11	2,692		
Grade 6, \$2,100 to \$2,700; average, \$2,400—								
Principal clerks.....	23	2,448	23	2,448	22½	2,497		
Grade 5, \$1,860 to \$2,400; average, \$2,111—								
Senior clerks.....	52	2,195	52	2,195	52½	2,197		
Senior clerk-stenographers.....	4	2,100	4½	2,100	4	2,200		
Grade 4, \$1,680 to \$2,040; average, \$1,860—								
Clerks.....	97	1,968	97	1,968	105½	1,973		
Clerk-stenographers.....	5	2,004	5	2,004	6½	1,916		
Grade 3, \$1,500 to \$1,860; average, \$1,680—								
Assistant clerks.....	155	1,805	166½	1,805	183	1,787		
Senior stenographers.....	15	1,740	15	1,740	16	1,787		
Senior operators, office devices.....	3	1,740	3	1,740	1	1,680		
Grade 2, \$1,320 to \$1,680; average, \$1,500—								
Junior clerks.....	192	1,653	201½	1,653	247	1,633		
Senior typists.....	40	1,621	45	1,621	55	1,642		
Junior stenographers.....	31	1,653	31	1,653	30	1,642		
Junior operators, office devices.....	4	1,680	5	1,680	7	1,680		
Grade 1, \$1,140 to \$1,500; average, \$1,320—								
Underclerks.....	153	1,405	158	1,405	179½	1,399		
Junior typists.....	26	1,442	26	1,442	26	1,440		
Underoperators, office devices.....	4	1,425	4	1,425	4	1,425		
Custodial service—								
Grade 8, \$1,860 to \$2,400; average, \$2,111—								
Principal mechanic.....	1	2,400	1	2,400	1	2,400		
Grade 7, \$1,680 to \$2,040; average, \$1,860—								
Senior mechanic.....	1	2,040	1	2,040	1	2,040		
Grade 6, \$1,500 to \$1,860; average, \$1,680—								
Mechanics.....	4	1,770	4	1,770	4	1,767		
Grade 4, \$1,140 to \$1,500; average, \$1,320—								
Head messenger.....	1	1,380	1	1,380	1	1,380		
Assistant foreman of laborers.....	1	1,140	1	1,140	1	1,140		
Senior guard.....	1	1,260	1	1,260	1	1,260		
Grade 3, \$1,020 to \$1,260; average, \$1,140—								
Messengers.....	54	1,114	54	1,114	55½	1,116		
Senior laborers.....	19	1,102	19	1,102	19	1,113		
Minor mechanics.....	4	1,185	4	1,185	4	1,097		
Guard (watchmen).....	2	1,140	2	1,140	2	1,140		
Grade 2, \$800 to \$1,140; average, \$1,020—								
Junior laborers.....	2	930	2	930	2	930		
Subordinate mechanics.....	3	900	3	900	3½	910		
Grade 1, \$600 to \$780; average, \$690—								
Junior messenger.....	1	780	1	780	½	780		
Total average number of employees.....	924		956½		1,063½			
Total salaries, departmental service.....		1,579,000		1,632,900		1,802,558		
The difference between 1927 and 1926 is due to—								
Decrease in force.....		\$54,600						
Increase in salaries.....		700						
Net decrease.....		53,900						
Office of the Register of the Treasury—								
Salaries—								
Subprofessional service—								
Grade 6, \$1,860 to \$2,400; average, \$2,100—								
Senior social service worker.....					½	2,100		
Grade 4, \$1,500 to \$1,860; average, \$1,680—								
Assistant social service worker.....	1	1,680	1	1,680	1	1,680		
Nurses.....	2	1,680	2	1,680	2	1,680		
Grade 3, \$1,320 to \$1,680; average, \$1,500—								
Underlibrary assistant.....	1	1,440	1	1,440	1	1,440		
Clerical, administrative, and fiscal service—								
Grade 12, \$5,200 to \$6,000; average, \$5,600—								
Senior administrative officer (Register of Treasury).....	1	5,600	1	5,600	1	5,550		
Grade 10, \$3,300 to \$3,900; average, \$3,600—								
Junior administrative officer (Assistant Register).....	1	3,600	1	3,600	1	3,563		

Estimates of appropriations required for the service of the fiscal year ending June 30, 1927—Continued

General object (title of appropriation), date of acts, references to Statutes at Large, or to Revised Statutes, and estimated amount required for each detailed object				Total amount to be appropriated under each head of appropriation	Amount appropriated for the fiscal year ending June 30, 1926
Public Debt Service—Continued.					
	Estimated expenditures, 1927 appropriation	Estimated expenditures, 1926 appropriation	Expended and obligated, 1925		
Departmental service—Continued.					
Office of the Register of the Treasury—Continued.					
Salaries—Continued.					
Clerical, administrative, and fiscal service—Con.					
Grade 9, \$3,000 to \$3,600; average, \$3,300—	<i>Average—</i>	<i>Average—</i>	<i>Average—</i>		
Senior administrative assistant (chief clerk)	No. 1 Salary \$3,300	No. 1 Salary \$3,300	No. 1 Salary \$3,263		
Senior administrative assistants (chiefs of division)	2 3,300	2 3,300	2 3,263		
Grade 8, \$2,700 to \$3,300; average, \$3,000—					
Administrative assistant	1 2,800	1 2,800	1 2,800		
Grade 7, \$2,400 to \$3,000; average, \$2,700—					
Junior administrative assistants	4 2,725	4 2,725	4 2,731		
Grade 6, \$2,100 to \$2,700; average, \$2,400—					
Principal clerks	6 2,350	7 2,314	7½ 2,327		
Grade 5, \$1,800 to \$2,400; average, \$2,100—					
Senior clerks	12 2,155	14 2,130	13½ 2,155		
Head stenographer	1 2,100	1 2,100	1 2,100		
Grade 4, \$1,680 to \$2,040; average, \$1,860—					
Clerks	38 1,892	40 1,895	40 1,902		
Principal stenographer	1 1,860	1 1,860	1 1,860		
Grade 3, \$1,500 to \$1,860; average, \$1,680—					
Assistant clerks	74 1,687	83 1,683	82½ 1,706		
Senior stenographer	1 1,860	1 1,860	1 1,860		
Clerical, administrative, and fiscal service—					
Grade 2, \$1,320 to \$1,680; average, \$1,500—					
Junior clerks	94 1,547	108 1,540	115½ 1,546		
Senior typists	9 1,520	6 1,540	9 1,533		
Junior stenographer	1 1,440	1 1,440	1 1,440		
Grade 1, \$1,140 to \$1,500; average, \$1,320—					
Underclerks	319 1,400	343 1,397	365½ 1,397		
Junior typists	3 1,440	3 1,440	3 1,440		
Custodial service—					
Grade 5, \$1,320 to \$1,680; average, \$1,500—					
Junior mechanic	1 1,560	1 1,560	½ 1,560		
Grade 4, \$1,140 to \$1,500; average, \$1,320—					
Undermechanic	1 1,140	1 1,140	1 1,440		
Grade 3, \$1,020 to \$1,260; average, \$1,140—					
Messengers	23 1,117	23 1,117	23½ 1,123		
Grade 2, \$900 to \$1,140; average, \$1,020—					
Assistant messengers	2 900	4 900	3½ 916		
Charwoman	1 900	1 900	1 900		
Grade 1, \$600 to \$780; average, \$690—					
Junior messengers			1½ 714		
Total average number of employees	601	652	688½		
Total salaries, departmental service	924,210.00	1,000,000.00	1,048,911.09		
The difference between 1927 and 1926 is due to decrease in force, \$75,790.					
Total average number of employees	1,731½	1,815½	1,947½		
Total salaries, departmental service	2,858,250.00	2,987,940.00	3,184,522.22		
Field service:					
Salaries and wages—					
Salary range, \$5,000 to \$7,500; average, \$6,750—					
Chief economic analyst		1 6,000			
01 Total personal services	2,858,250.00	2,983,940.00	3,184,522.22		
Supplies and materials:					
0200 Stationery and office supplies	4,500.00	27,500.00	27,771.54		
0220 Scientific and educational supplies	590.00	590.00	666.69		
0230 Fuel	2,920.00	2,920.00	2,928.88		
0280 Sundry supplies	1,040.00	1,040.00	1,048.63		
02 Total supplies and materials	9,050.00	32,050.00	32,415.74		
Communication service:					
0500 Telegraph	1,410.00	1,415.00	1,464.46		
0510 Telephone	5,375.00	5,495.00	5,506.82		
0520 Other communication service	120.00	120.00	120.00		
05 Total communication service	6,905.00	7,030.00	7,091.28		
06 Travel expenses	1,190.00	1,310.00	1,484.50		
07 Transportation of things	1,500.00	1,690.00	753.38		
08 Engraving and printing		12,000.00	10,175.27		
10 Furnishing of heat, light, and power	10,430.00	10,430.00	10,430.16		
11 Rents	40,000.00	44,500.00	44,536.00		
12 Repairs and alterations	4,825.00	5,825.00	6,719.39		
13 Special and miscellaneous current expenses	850.00	850.00	724.32		
Equipment:					
3010 Furniture, furnishings, and fixtures	14,300.00	16,600.00	23,036.29		
3050 Other equipment	2,700.00	2,000.00	2,036.50		
30 Total equipment	17,000.00	18,600.00	25,072.79		
Total	91,750.00	134,285.00	139,402.83		
Reserve		131,775.00			
Total	2,950,000.00	3,260,000.00	3,323,925.05		

Estimates of appropriations required for the service of the fiscal year ending June 30, 1927—Continued

General object (title of appropriation), date of acts, references to Statutes at Large, or to Revised Statutes, and estimated amount required for each detailed object

Total amount to be appropriated under each head of appropriation

Amount appropriated for the fiscal year ending June 30, 1926

Distinctive Paper for United States Securities—

Distinctive paper for United States securities: For distinctive paper for United States currency, national bank currency, and Federal reserve bank currency, not exceeding [200,000,000] 216,316,000 sheets, including transportation of paper, traveling, mill, and other necessary expenses, and salaries of employees, and expense of officer detailed from the Treasury Department, \$50 per month when actually on duty; in all (act Jan. 22, 1925, vol. 43, p. 768) -----

\$1,456,993.63

• \$1,609,787.50

	Estimated expenditures, 1927 appropriation	Estimated expenditures, 1926 appropriation	Expended and obligated, 1925
Field service:			
Salaries and wages—	<i>Average</i>	<i>Average</i>	<i>Average</i>
Salary range, \$1,500 to \$1,860; average, \$1,680—	No. Salary	No. Salary	No. Salary
Clerk-registers.....	6 \$1,620	6 \$1,620	6½ \$1,592
Salary range, \$1,140 to \$1,500; average, \$1,320—			
Senior guard.....	1 1,260	1 1,260	1 1,260
Underclerks.....	9 1,140	9 1,140	8½ 1,122
Salary range, \$1,020 to \$1,260; average, \$1,140—			
Senior laborers.....	6 1,140	6 1,140	5½ 1,126
Guards.....	7 1,140	7 1,140	7½ 1,098
Total average number of employees.....	29	29	29½
Total salaries and wages, field service.....	36,060.00	36,060.00	35,964.36
Deduct for personal services on account of reimbursable work.....	6,000.00	6,000.00	7,001.41
Net salaries and wages, field service.....	30,060.00	30,060.00	28,962.95
0140 Allowance for quarters.....	600.00	600.00	600.00
01 Total personal services.....	30,660.00	30,660.00	29,562.95
02 Supplies and materials (distinctive paper).....	1,335,075.31	1,419,531.25	1,169,361.08
Communication service:			
0500 Telegraph.....	5.00	5.00	6.31
0510 Telephone.....	5.00	5.00	.55
05 Total communication service.....	10.00	10.00	6.86
Travel expenses:			
0615 Transportation.....	200.00	200.00	209.88
0616 Subsistence.....	150.00	150.00	163.70
06 Total travel expenses.....	350.00	350.00	373.58
07 Transportation of things (service).....	85,848.32	86,830.00	64,383.23
09 Advertising and publication of notices.....	50.00	50.00	45.95
13 Special and miscellaneous current expenses.....	5,000.00	5,000.00	1,341.35
Reserve.....		67,358.25	
Total.....	1,456,993.63	1,609,787.50	1,265,075.00

Expenses of Loans (act Sept. 24, 1917, as amended and extended)—

Indefinite appropriation of an amount not exceeding one-tenth of 1 per cent of the amount of bonds and certificates of indebtedness authorized, for payment of all necessary expenses of issue, including rent (act Apr. 24, 1917, vol. 40, p. 37, sec. 8).

Indefinite appropriation of a sum not exceeding one-fifth of 1 per cent of the amount of bonds, notes, and war-savings certificates and one-tenth of 1 per cent of the amount of certificates of indebtedness authorized for payment of all necessary expenses of issue, including rent, [\$350,000] \$330,315, of which amount not to exceed [\$112,860] \$90,040 may be expended for personal services in the District of Columbia (act Sept. 24, 1917, vol. 40, p. 292, sec. 10, as amended) -----

330,315.00

350,000.00

NOTE.—This appropriation limited after June 30, 1921, by act of May 29, 1920, vol. 41, p. 646, but by the act of June 16, 1921, vol. 42, p. 36, sec. 1, the provisions of the act of Sept. 24, 1917, were extended to cover operations arising in connection with any public debt issues made subsequent to June 30, 1921, etc.

	Estimated expenditures, 1927 appropriation	Estimated expenditures, 1926 appropriation	Expended and obligated, 1925
Departmental service:			
Secretary's office—			
Salaries—	<i>Average</i>	<i>Average</i>	<i>Average</i>
Professional—	No. Salary	No. Salary	No. Salary
Grade 5, \$5,200 to \$6,000; average, \$5,600—	2 \$6,000	2 \$6,000	2½ \$5,885
Senior attorneys.....			
Clerical, administrative, and fiscal service—			
Grade 11, \$3,800 to \$5,000; average, \$4,400—	1 5,000	2 4,700	2 4,600
Administrative officers.....			
01 Total average number of employees.....	3	4	4½
Total salaries, departmental service.....	17,000	21,400	21,950
The difference between 1927 and 1926 is due to decrease in force, \$4,400.			

* Includes \$202,012.50 in second deficiency act, fiscal year 1925, approved Mar. 4, 1925.

Estimates of appropriations required for the service of the fiscal year ending June 30, 1927—Continued

General object (title of appropriation), date of acts, references to Statutes at Large, or to Revised Statutes, and estimated amount required for each detailed object	Estimated expenditures, 1927 appropriation		Estimated expenditures, 1926 appropriation		Expended and obligated, 1925		Total amount to be appropriated under each head of appropriation	Amount appropriated for the fiscal year ending June 30, 1926
Expenses of Loans (act Sept. 24, 1917, as amended and extended)—Continued.								
Departmental service—Continued.								
Division of Loans and Currency—								
Salaries—								
Clerical, administrative, and fiscal service—								
Grade 5, \$1,860 to \$2,400; average, \$2,111.42—	Average—		Average—		Average—			
Senior clerk	No. 1	Salary \$2,300	No. 1	Salary \$2,300	No. 1	Salary \$2,300		
Grade 4, \$1,680 to \$2,040; average, \$1,860—								
Clerk					1	2,040		
Grade 3, \$1,500 to \$1,860; average, \$1,680—								
Assistant clerks	8	1,793	10	1,788	28	1,794		
Grade 2, \$1,320 to \$1,680; average, \$1,500—								
Junior clerks	12	1,640	12	1,640	27	1,657		
Senior typists	2	1,680	3	1,680	2	1,653		
Junior operator office device	1	1,680	1	1,680				
Grade 1, \$1,140 to \$1,500; average, \$1,320—								
Underclerks	10	1,440	10	1,440	19	1,449		
Junior typists	10	1,440	10	1,440	11	1,456		
Underoperators, office device	2	1,440	2	1,440				
Total average number of employees	46		49		89			
Total salaries		73,040		78,260		146,494		
The difference between 1927 and 1926 is due to—								
Decrease in force		\$5,256						
Increase in salaries		36						
Net decrease		5,220						
Division of Public Debt Accounts and Audit—								
Salaries—								
Clerical, administrative, and fiscal service—								
Grade 5, \$1,860 to \$2,400; average, \$2,111.42—								
Senior clerk					1	2,100		
Grade 4, \$1,680 to \$2,040; average, \$1,860—								
Clerk					1	1,860		
Grade 3, \$1,500 to \$1,860; average, \$1,680—								
Assistant clerks					2	1,725		
Grade 1, \$1,140 to \$1,500; average, \$1,320—								
Junior typist					1	1,440		
Underclerk					1	1,440		
Total average number of employees					5			
Total salaries, departmental service						9,160		
United States Government Savings System—								
Salaries—								
Clerical, administrative, and fiscal service—								
Grade 12, \$5,200 to \$6,000; average, \$5,600—								
Senior administrative officer					1	2,250		
Grade 10, \$3,900 to \$3,900; average, \$3,900—								
Junior administrative officer					1	1,463		
Grade 7, \$2,400 to \$3,000; average, \$2,700—								
Junior administrative assistant					1	175		
Grade 3, \$1,500 to \$1,860; average, \$1,680—								
Assistant clerk					1	1,860		
Assistant clerk stenographer					1	1,860		
Grade 2, \$1,320 to \$1,680; average, \$1,500—								
Junior clerk					1	401		
Junior typist					1	187		
Junior operator office device					1	60		
Custodial service—								
Grade 3, \$1,020 to \$1,260; average, \$1,140—								
Messenger					1	134		
Senior laborer					1	90		
Total average number of employees					3			
Total salaries, departmental service						8,324.54		
Distribution Unit—								
Salaries—								
Clerical, administrative, and fiscal service—								
Grade 7, \$2,400 to \$3,000; average, \$2,700—								
Junior administrative assistant (chief of division)			1	250	1	3,000		
Grade 4, \$1,680 to \$2,040; average, \$1,860—								
Clerk					1	2,040		
Grade 3, \$1,500 to \$1,860; average, \$1,680—								
Assistant clerks					2	1,860		
Senior operator office device					1	1,860		
Grade 2, \$1,320 to \$1,680; average, \$1,500—								
Junior operators, office device					2	1,388		
Grade 1, \$1,140 to \$1,500; average, \$1,320—								
Underoperators, office device					1	1,350		
Junior typists					1	1,205		
Underclerks					2	1,128		
Custodial service—								
Grade 3, \$1,020 to \$1,260; average, \$1,140—								
Senior laborers					3	1,077		
Grade 2, \$900 to \$1,140; average, \$1,020—								
Junior laborer					1	418		

Estimates of appropriations required for the service of the fiscal year ending June 30, 1927—Continued

General object (title of appropriation), date of acts, references to Statutes at Large, or to Revised Statutes, and estimated amount required for each detailed object				Total amount to be appropriated under each head of appropriation	Amount appropriated for the fiscal year ending June 30, 1926
<i>Expenses of Loans (act Sept. 24, 1917, as amended and extended)—Continued.</i>					
	Estimated expenditures, 1927 appropriation	Estimated expenditures, 1926 appropriation	Expended and obligated, 1925		
Departmental service—Continued.					
Distribution Unit—Continued.					
CONTRACT ROLL					
Clerical, administrative, and fiscal service—	<i>Average—</i>	<i>Average—</i>	<i>Average—</i>		
Grade 2, \$1,320 to \$1,680; average, \$1,500—	<i>No. Salary</i>	<i>No. Salary</i>	<i>No. Salary</i>		
Junior laborer.....					
Grade 1, \$1,140 to \$1,500; average, \$1,320—					
Underclerk.....			1	1,089	
Custodial service—					
Grade 4, \$1,140 to \$1,440; average, \$1,260—					
Assistant foreman of laborers.....			1	735	
Grade 3, \$1,020 to \$1,260; average, \$1,140—					
Senior laborers.....			4	1,020	
Total average number of employees.....		1	22		
Total salaries, departmental service.....		\$250	30,769.80		
Office of chief clerk—					
Salaries					
Clerical, administrative, and fiscal service—					
Grade 4, \$1,680 to \$2,040; average, \$1,860—					
Clerk.....		1	2,040		
Grade 3, \$1,500 to \$1,860; average, \$1,680—					
Assistant clerk.....		1	1,860		
Senior operator office devices.....		1	1,860		
Grade 2, \$1,320 to \$1,680; average, \$1,500—					
Junior operators, office devices.....		2	1,440		
Grade 1, \$1,140 to \$1,500; average, \$1,320—					
Underclerks.....		2	1,140		
Custodial service—					
Grade 2, \$900 to \$1,140; average, \$1,020—					
Junior laborer.....		1	900		
Total average number of employees.....		8			
Total salaries, departmental service.....		11,820			
NOTE.—Salaries of above employees for 1925 shown in schedule of expenditures for distribution unit.					
Total number of employees.....	49	61	125		
01 Total salaries, departmental service.....	\$90,040.00	111,730.00	216,698.34		
Supplies and materials:					
0200 Stationery and office supplies.....	500.00	500.00	901.85		
0201 Printing and binding.....	3,000.00	3,000.00	3,359.01		
0220 Scientific and educational.....			686.63		
0280 Sundry supplies.....	10,000.00	10,000.00	11,119.92		
02 Total supplies and materials.....	13,500.00	13,500.00	16,067.41		
Communication service:					
0500 Telegraph service.....	20,000.00	21,000.00	21,054.73		
0510 Telephone service.....	375.00	380.00	537.42		
05 Total communication service.....	20,375.00	21,380.00	21,592.15		
06 Travel expenses.....	3,000.00	3,100.00	3,222.94		
07 Transportation of things.....	500.00	500.00	1,036.49		
08 Engraving and printing.....	47,000.00	47,000.00	47,463.97		
10 Furnishing heat, light, and power.....			517.94		
12 Repairs and alterations.....	100.00	100.00	220.98		
13 Special and miscellaneous current expenses.....	800.00	800.00	808.88		
30 Equipment.....	1,000.00	1,800.00	2,357.25		
Total, departmental service.....	176,315.00	199,910.00	310,895.35		
Allotment to the Post Office Department for expenses of Treasury (war) savings certificates.....					
	9,000.00	30,200.00	70,000.00		
Reimbursement to Federal reserve banks:					
01 Total salaries of Federal reserve bank employees.....	111,000.00	111,100.00	111,193.97		
Supplies and materials:					
0200 Stationery and office supplies.....	2,000.00	2,100.00	2,153.48		
0201 Printing and binding.....	18,600.00	18,700.00	18,789.92		
02 Total supplies and materials.....	20,600.00	20,800.00	20,943.40		
Communication service:					
0500 Telegraph service.....	4,300.00	4,400.00	4,496.35		
0510 Telephone service.....	550.00	550.00	588.96		
0520 Other communication service.....	8,000.00	8,300.00	8,379.48		
05 Total communication service.....	12,850.00	13,250.00	13,464.79		
07 Transportation of things.....	50.00	50.00	65.11		
11 Rents.....			700.00		
13 Special and miscellaneous current expenses.....	500.00	500.00	522.48		
Total for Federal reserve banks.....	145,000.00	145,800.00	146,889.75		
RECAPITULATION					
Total departmental service.....	176,315.00	199,910.00	310,895.35		
Total allotment to Post Office Department.....	9,000.00	30,200.00	70,000.00		
Total Federal reserve banks.....	145,000.00	145,800.00	146,889.75		
Total.....	330,315.00	375,910.00	527,785.10		

1 Revised.

Estimates of appropriations required for the service of the fiscal year ending June 30, 1927—Continued

General object (title of appropriation), date of acts, references to Statutes at Large, or to Revised Statutes, and estimated amount required for each detailed object				Total amount to be appropriated under each head of appropriation	Amount appropriated for the fiscal year ending June 30, 1926
Preparation and Issue of Federal Reserve Notes, Reimbursable— Indefinite appropriation to pay the cost of engraved work, etc., printing, and issue of Federal reserve notes, fully reimbursable by the Federal reserve banks (<i>act Dec. 23, 1913, vol. 38, p. 267, sec. 16</i>)				\$1, 809, 500. 00	\$1, 541, 720. 00
	Estimated expenditures, 1927 appropriation	Estimated expenditures, 1926 appropriation	Expended and obligated, 1925		
08 Printing and binding, engraving, etc.....	\$1, 809, 500. 00	\$1, 541, 720. 00	\$1, 190, 285. 25		
Preparation, Custody, and Delivery of Farm Loan Bonds, Reimbursable— Indefinite appropriation to cover the expenses incurred in the preparation, custody, and delivery of farm loan bonds, reimbursable by the Federal Farm Loan Board through assessment upon the farm loan banks in proportion to the work executed (<i>act July 17, 1916, vol. 39, p. 377, sec. 20</i>)				71, 000. 00	75, 000. 00
	Estimated expenditures, 1927 appropriation	Estimated expenditures, 1926 appropriation	Expended and obligated, 1925		
08 Printing and binding, engraving, etc.....	\$71, 000. 00	\$75, 000. 00	\$44, 350. 01		
Preparation, Custody, and Delivery of Federal Intermediate Credit Banks Securities, Reimbursable— Indefinite appropriation to cover the expenses incurred in the preparation, custody, and delivery of Federal intermediate credit banks securities, reimbursable by the Federal Farm Loan Board through assessment upon the Federal intermediate credit banks in proportion to the work executed (<i>act Mar. 4, 1923, vol. 42, p. 1456, sec. 203(b)</i>)				3, 600. 00	10, 000. 00
	Estimated expenditures, 1927 appropriation	Estimated expenditures, 1926 appropriation	Expended and obligated, 1925		
08 Printing and binding, engraving, etc.....	\$3, 600. 00	\$10, 000. 00	\$2, 933. 03		
Total, Public Debt Service proper				6, 621, 408. 63	6, 846, 507. 50
Interest on the Public Debt— Indefinite appropriation for payment of interest on public debt (<i>R. S., sec. 3698</i>)				795, 000, 000. 00	* 820, 000, 000. 00
	Estimated expenditures, 1927 appropriation	Estimated expenditures, 1926 appropriation	Expended and obligated, 1925		
2000 Interest on the public debt of the United States..	\$795, 000, 000. 00	\$815, 000, 000. 00	\$881, 806, 662. 36		
Sinking Fund— Sec. 6 (a). That there is hereby created in the Treasury a cumulative sinking fund for the retirement of bonds and notes issued under the first Liberty bond act, the second Liberty bond act, the third Liberty bond act, the fourth Liberty bond act, or under this act, and outstanding on July 1, 1920. The sinking fund and all additions thereto are hereby appropriated for the payment of such bonds and notes at maturity, or for the redemption or purchase thereof before maturity by the Secretary of the Treasury at such prices and upon such terms and conditions as he shall prescribe, and shall be available until all such bonds and notes are retired. The average cost of the bonds and notes purchased shall not exceed par and accrued interest. Bonds and notes purchased, redeemed, or paid out of the sinking fund shall be canceled and retired and shall not be reissued. For the fiscal year beginning July 1, 1920, and for each fiscal year thereafter, until all such bonds and notes are retired, there is hereby appropriated, out of any money in the Treasury not otherwise appropriated, for the purposes of such sinking fund, an amount equal to the sum of (1) 2½ per cent of the aggregate amount of such bonds and notes outstanding on July 1, 1920, less an amount equal to the par amount					
* Revised,					

Estimates of appropriations required for the service of the fiscal year ending June 30, 1927—Continued

General object (title of appropriation), date of acts, references to Statutes at Large, or to Revised Statutes, and estimated amount required for each detailed object				Total amount to be appropriated under each head of appropriation	Amount appropriated for the fiscal year ending June 30, 1926
Sinking Fund—Continued. of any obligations of foreign governments held by the United States on July 1, 1920, and (2) the interest which would have been payable during the fiscal year for which the appropriation is made on the bonds and notes purchased, redeemed, or paid out of the sinking fund during such year or in previous years (<i>act Mar. 3, 1919, vol. 40, pp. 1311, 1312, sec. 6</i>). That subdivision (a) of section 6 of the Victory Liberty loan act is amended by inserting before the period at the end of the first sentence a comma and the following words: "and of bonds and notes thereafter issued, under any of such acts or under any of such acts as amended, for refunding purposes" (<i>act Mar. 2, 1923, vol. 42, p. 427, sec. 1</i>).				\$339, 423, 648. 44	*\$325, 304, 445. 00
	Estimated expenditures, 1927 appropriation	Estimated expenditures, 1926 appropriation	Expended and obligated, 1925		
4001 Sinking fund.....	\$339, 423, 648. 44	\$325, 304, 445. 00	\$306, 666, 736. 01		
Purchases of Liberty Bonds from Repayments of Principal by Foreign Governments— Sec. 3. That the Secretary of the Treasury, under such terms and conditions as he may prescribe, is hereby authorized to receive on or before maturity payment for any obligations of such foreign governments purchased on behalf of the United States, and to sell at not less than the purchase price any of such obligations and to apply the proceeds thereof, and any payments made by foreign governments on account of their said obligations to the redemption or purchase at not more than par and accrued interest of any bonds of the United States issued under the authority of this act; and if such bonds are not available for this purpose, the Secretary of the Treasury shall redeem or purchase any other outstanding interest-bearing obligations of the United States which may at such time be subject to call or which may be purchased at not more than par and accrued interest (<i>acts Apr. 24, 1917, vol. 40, pp. 35, 36, sec. 3; Sept. 24, 1917, vol. 40, pp. 288, 289, sec. 3; Mar. 3, 1919, vol. 40, pp. 1312, 1313, sec. 7</i>).					
	Estimated expenditures, 1927 appropriation	Estimated expenditures, 1926 appropriation	Expended and obligated, 1925		
4002 Purchase of bonds from foreign repayments.....			\$386, 100		
Redemption of Bonds, etc., Received as Repayments of Principal by Foreign Governments— Any payment of interest or of principal may be made in any United States Government bonds issued since April 6, 1917, such bonds to be taken at par and accrued interest—is hereby approved and authorized, and settlements with other governments indebted to the United States are hereby authorized to be made upon such terms as the commission, created by the act approved February 9, 1922, may believe to be just, subject to the approval of the Congress by act or joint resolution (<i>acts Feb. 28, 1923, vol. 42, p. 1326; Mar. 12, 1924, vol. 43, p. 20; May 23, 1924, vol. 43, pp. 136, 137; Dec. 22, 1924, vol. 43, pp. 719, 720; Dec. 22, 1924, vol. 43, p. 720</i>).				32, 190, 450. 00	*31, 187, 200. 00
	Estimated expenditures, 1927 appropriation	Estimated expenditures, 1926 appropriation	Expended and obligated, 1925		
4000 Redemption of bonds, etc., received as repayments of principal by foreign governments.....	\$25, 090, 450	\$26, 187, 200	\$22, 823, 000		

66010—25†—55

* Revised.

Estimates of appropriations required for the service of the fiscal year ending June 30, 1927—Continued

General object (title of appropriation), date of acts, references to Statutes at Large, or to Revised Statutes, and estimated amount required for each detailed object				Total amount to be appropriated under each head of appropriation	Amount appropriated for the fiscal year ending June 30, 1926
Redemption of Bonds, etc., Received as Interest Payments on Obligations of Foreign Governments— Any payment of interest or of principal may be made in any United States Government bonds issued since April 6, 1917, such bonds to be taken at par and accrued interest—is hereby approved and authorized, and settlements with other Governments indebted to the United States are hereby authorized to be made upon such terms as the commission created by the act approved February 9, 1922, may believe to be just, subject to the approval of the Congress by act or joint resolution (<i>same acts</i>)—				\$142,969,300.00	* \$142,936,950.00
	Estimated expenditures, 1927 appropriation	Estimated expenditures, 1926 appropriation	Expended and obligated, 1925		
4000 Redemption of bonds, etc., received as interest payments on obligations of foreign governments.	\$137,779,300	\$142,886,950	\$133,970,500		
Redemption of Bonds and Notes from Estate Taxes— SEC. 6. That said act approved September 24, 1917, is hereby amended by adding four new sections, to read as follows: "SEC. 14. That any bonds of the United States bearing interest at a higher rate than four per centum per annum (whether issued under section one of this act or upon conversion of bonds issued under this act or under said act approved April twenty-fourth, nineteen hundred and seventeen), which have been owned by any person continuously for at least six months prior to the date of his death, and which upon such date constitute part of his estate, shall, under rules and regulations prescribed by the Secretary of the Treasury, be receivable by the United States at par and accrued interest in payment of any estate or inheritance taxes imposed by the United States, under or by virtue of any present or future law, upon such estate or the inheritance thereof" (<i>act Apr. 4, 1918, vol. 40, p. 505, sec. 6</i>).					
	Estimated expenditures, 1927 appropriation	Estimated expenditures, 1926 appropriation	Expended and obligated, 1925		
4003 Redemption of bonds and notes from estate taxes.			\$47,550		
Obligations Retired from Federal Reserve Bank Franchise Tax Receipts— SEC. 7. * * * The net earnings derived by the United States from Federal reserve banks shall, in the discretion of the Secretary, be used to supplement the gold reserve held against outstanding United States notes, or shall be applied to the reduction of the outstanding bonded indebtedness of the United States under regulations to be prescribed by the Secretary of the Treasury. Should a Federal reserve bank be dissolved or go into liquidation, any surplus remaining, after the payment of all debts, dividend requirements as hereinbefore provided, and the par value of the stock shall be paid to and become the property of the United States and shall be similarly applied (<i>act Dec. 23, 1913, vol. 38, p. 258, sec. 7</i>)—				500,000.00	500,000.00
	Estimated expenditures, 1927 appropriation	Estimated expenditures, 1926 appropriation	Expended and obligated, 1925		
4004 Retirements from Federal reserve bank franchise tax receipts.	\$500,000.00	\$500,000.00	\$113,646.58		

* Revised.

Estimates of appropriations required for the service of the fiscal year ending June 30, 1927—Continued

General object (title of appropriation), date of acts, references to Statutes at Large, or to Revised Statutes, and estimated amount required for each detailed object				Total amount to be appropriated under each head of appropriation	Amount appropriated for the fiscal year ending June 30, 1926
Obligations Retired from Net Earnings Derived by the United States from Federal Intermediate Credit Banks— Sec. 206 (b). * * * The net earnings derived by the United States from Federal intermediate credit banks shall, in the discretion of the Secretary of the Treasury, be used to supplement the gold reserve held against outstanding United States notes, or shall be applied to the reduction of the outstanding bonded indebtedness of the United States under regulations to be prescribed by the Secretary of the Treasury. Should a Federal intermediate credit bank be dissolved or go into liquidation, after the payment of all debts and other obligations as hereinbefore provided, any surplus remaining shall be paid to and become the property of the United States and shall be similarly applied (<i>act Mar. 4, 1923, vol. 42, p. 1457, sec. 206 (b)</i>)				\$500, 000. 00	* \$500, 000. 00
	Estimated expenditures, 1927 appropriation	Estimated expenditures, 1926 appropriation	Expended and obligated, 1925		
Retirements from net earnings derived by the United States from Federal intermediate credit banks.....	\$500, 000. 00	\$500, 000. 00	\$528, 313. 30		
Total, public debt retirements chargeable against ordinary receipts.....				515, 583, 398. 44	* 500, 428, 595. 00
Total under Public Debt Service, including interest and retirements of public debt from ordinary receipts.....				1, 317, 204, 807. 07	1, 327, 275, 102. 50
WORLD WAR FOREIGN DEBT COMMISSION					
World War Foreign Debt Commission— For expenses of the World War Foreign Debt Commission, including personal services in the District of Columbia, and printing and binding (<i>act Mar. 4, 1925, vol. 43, p. 1342</i>)				5, 000. 00	5, 000. 00
	Estimated expenditures, 1927 appropriation	Estimated expenditures, 1926 appropriation	Expended and obligated, 1925		
Departmental service:					
Salaries—					
Clerical, administrative, and fiscal service—					
Grade 4, \$1,680 to \$2,040; average, \$1,860—	Average—	Average—	Average—		
Clerk.....	No. 1 Salary \$2, 040	No. 1 Salary \$2, 040	No. 1 Salary \$2, 040		
Grade 3, \$1,500 to \$1,860; average, \$1,680—					
Clerk.....			†† 1, 860		
Total average number of employees.....	1	1	††		
01 Total salaries, departmental service.....	2, 040. 00	2, 040. 00	1, 635. 00		
Supplies and materials:					
0200 Stationery and office supplies.....	30. 00	30. 00	12. 50		
0220 Scientific and educational supplies.....		60. 00	11. 40		
02 Total supplies and materials.....	30. 00	80. 00	23. 90		
Communication service:					
0500 Telegraph service.....	30. 00	30. 00	12. 82		
0510 Telephone service.....	20. 00	20. 00	7. 10		
0520 Other communication service.....	10. 00	10. 00	1. 92		
05 Total communication service.....	60. 00	60. 00	21. 84		
06 Travel expenses.....	2, 300. 00	1, 000. 00	98. 95		
08 Printing and binding.....	520. 00	570. 00	157. 97		
30 Equipment.....	50. 00	50. 00	21. 00		
Reserve.....		1, 200. 00			
Total.....	5, 000. 00	5, 000. 00	1, 958. 66		

* Revised.

Estimates of appropriations required for the service of the fiscal year ending June 30, 1927—Continued

General object (title of appropriation), date of acts, references to Statutes at Large, or to Revised Statutes, and estimated amount required for each detailed object				Total amount to be appropriated under each head of appropriation	Amount appropriated for the fiscal year ending June 30, 1926
DIVISION OF APPOINTMENTS					
<i>Salaries, Division of Appointments—</i> Salaries: For the chief of the division, and other personal services in the District of Columbia in accordance with the classification act of 1923 (<i>act Jan. 22, 1925, vol. 43, p. 768</i>)				\$61, 200. 00	\$60, 880. 00
	Estimated expenditures, 1927 appropriation	Estimated expenditures, 1926 appropriation	Expended and obligated, 1925		
Departmental service:					
Salaries—					
Clerical, administrative, and fiscal service—	<i>Average—</i>	<i>Average—</i>	<i>Average—</i>		
Grade 10, \$3,000 to \$3,900; average, \$3,600—	No. 1 Salary \$3, 600	No. 1 Salary \$3, 600	No. 1 Salary \$3, 825		
Junior administrative officer (chief of division)	1 3, 000	1 3, 000	1 3, 000		
Grade 9, \$3,000 to \$3,600; average, \$3,300—					
Senior administrative assistant (chief of surety bonds section)	1 3, 000	1 3, 000	1 3, 000		
Grade 8, \$2,700 to \$3,300; average, \$3,000—					
Administrative assistant (assistant chief of division)	1 3, 000	1 3, 000	1 3, 225		
Grade 6, \$2,100 to \$2,700; average, \$2,400—					
Principal clerk	1 2, 500	1 2, 500	1 2, 433		
Grade 5, \$1,860 to \$2,400; average, \$2,111.42—					
Senior clerks	3 2, 233	3 2, 233	3 2, 233		
Grade 4, \$1,680 to \$2,040; average, \$1,860—					
Stenographer	1 2, 040	1 2, 040	1 2, 040		
Clerks	4 1, 950	4 1, 950	3½ 1, 950		
Grade 3, \$1,500 to \$1,860; average, \$1,680—					
Stenographers	2 1, 770	2 1, 770	2 1, 770		
Clerks	6 1, 830	6 1, 830	5½ 1, 830		
Grade 2, \$1,320 to \$1,680; average, \$1,500—					
Stenographers	2 1, 440	1½ 1, 440	2 1, 440		
Clerks	5½ 1, 680	6 1, 680	6 1, 680		
Grade 1, \$1,140 to \$1,500; average, \$1,320—					
Clerks	2 1, 440	2 1, 440	3½ 1, 395		
Custodial service—					
Grade 3, \$1,020 to \$1,260; average, \$1,140—					
Messengers	2 1, 170	2 1, 170	2½ 1, 140		
01 Total average number of employees	31½	31½	34½		
Total salaries, departmental service	61, 200. 00	60, 880. 00	64, 359. 91		
DIVISION OF PRINTING					
<i>Salaries, Division of Printing—</i> Salaries: For the chief of the division, and other personal services in the District of Columbia in accordance with the classification act of 1923 (<i>act Jan. 22, 1925, vol. 43, p. 768</i>)				53, 000. 00	56, 240. 00
	Estimated expenditures, 1927 appropriation	Estimated expenditures, 1926 appropriation	Expended and obligated, 1925		
Departmental service:					
Salaries—					
Clerical, administrative, and fiscal service—	<i>Average—</i>	<i>Average—</i>	<i>Average—</i>		
Grade 9, \$3,000 to \$3,600; average, \$3,300—	No. 1 Salary \$3, 300	No. 1 Salary \$3, 300	No. 1 Salary \$3, 262		
Senior administrative assistant (chief of division)	1 2, 700	1 2, 700	1 2, 663		
Grade 7, \$2,400 to \$3,000; average, \$2,700—					
Junior administrative assistant (assistant chief of division)	1 2, 100	1 2, 100	1 2, 100		
Grade 6, \$1,860 to \$2,400; average, \$2,100—					
Senior clerks	4 2, 100	4 2, 100	4 2, 100		
Senior clerk-stenographer	1 2, 100	1 2, 100	1 2, 100		
Grade 4, \$1,680 to \$2,040; average, \$1,860—					
Clerks	5 1, 788	5 1, 788	4½ 1, 807		
Grade 3, \$1,500 to \$1,860; average, \$1,680—					
Assistant clerks	4 1, 635	4 1, 637	4½ 1, 680		
Grade 2, \$1,320 to \$1,680; average, \$1,500—					
Junior clerks	3 1, 347	3 1, 440	3½ 1, 445		
Junior operator, office devices (multigraph operators)		2 1, 380	2 1, 380		
Grade 1, \$1,140 to \$1,500; average, \$1,320—					
Underclerks	2 1, 200	2 1, 200	1½ 1, 209		
Custodial service—					
Grade 4, \$1,140 to \$1,500; average, \$1,320—					
Under mechanic (cutting-machine operator)	1 1, 140	1 1, 140	½ 1, 140		
Grade 3, \$1,020 to \$1,260; average, \$1,140—					
Messengers	2 1, 230	2 1, 140	2 1, 090		
Senior laborers	8 1, 042	8 1, 065	7½ 1, 069		
Minor mechanics (chauffeur)	1 1, 140	1 1, 110	1½ 1, 020		
Grade 2, \$900 to \$1,140; average, \$1,020—					
Assistant messengers	1 900	1 900	1 900		
Junior laborer			½ 900		
Grade 1, \$600 to \$780; average, \$690—					
Junior messengers	1 600	1½ 624	2½ 660		
01 Total average number of employees	35	37½	38½		
Total salaries, Division of Printing	53, 000	56, 240	57, 560		
The difference between 1927 and 1926 is due to:					
Decrease in force	\$2, 940				
Decrease in salaries	300				
Total decrease	3, 240				

Estimates of appropriations required for the service of the fiscal year ending June 30, 1927—Continued

General object (title of appropriation), date of acts, references to Statutes at Large, or to Revised Statutes, and estimated amount required for each detailed object				Total amount to be appropriated under each head of appropriation	Amount appropriated for the fiscal year ending June 30, 1926
Printing and Binding, Treasury Department—					
Printing and binding: For printing and binding for the Treasury Department, including all of its bureaus, offices, institutions, and services located in Washington, District of Columbia, and elsewhere, including materials for the use of the bookbinder located in the Treasury Department, but not including work done at the New York customhouse bindery authorized by the Joint Committee on Printing in accordance with the act of March 1, 1919 (<i>acts Jan. 12, 1895, vol. 23, p. 603, sec. 49; Mar. 20, 1922, vol. 42, p. 436, sec. 1; Jan. 22, 1925, vol. 48, p. 768</i>)				\$835, 000. 00	\$834, 750. 00
Statement showing estimate for printing and binding for each bureau or office for 1927 and 1926, and amount expended in 1925					
BUREAU OR OFFICE	Estimated expenditures, 1927 appropriation	Estimated expenditures, 1926 appropriation	Expended and obligated, 1925		
Secretary, Undersecretary, and Assistant Secretaries...	\$8, 200. 00	\$8, 500. 00	\$6, 938. 77		
Chief clerk and superintendent	1, 600. 00	1, 800. 00	1, 823. 94		
Division of Appointments	1, 160. 00	1, 000. 00	1, 293. 68		
Division of Bookkeeping and Warrants	11, 800. 00	9, 000. 00	17, 144. 45		
Division of Customs	4, 800. 00	4, 500. 00	5, 486. 27		
Special Agency Service	770. 00	500. 00	830. 15		
Division of Loans and Currency	2, 122. 00	2, 800. 00	2, 232. 90		
Division of Printing	241. 00	400. 00	202. 92		
Public Debt Service	21, 610. 00	29, 000. 00	22, 127. 79		
Farm Loan Bureau			3, 132. 43		
Commissioner of Accounts and Deposits	194. 00	150. 00	234. 93		
Department stock and miscellaneous	53, 200. 00	35, 000. 00	51, 204. 73		
Secret Service Division	382. 00	700. 00	406. 61		
Disbursing clerk	748. 00	800. 00	804. 17		
Comptroller of the Currency	23, 640. 00	21, 000. 00	23, 645. 47		
Bureau of Supply	3, 854. 00	2, 400. 00	3, 998. 46		
Committee on enrollment and disbursement	50. 00	200. 00	30. 61		
Treasurer of the United States	12, 824. 00	10, 500. 00	13, 020. 72		
Register of the Treasury	675. 00	650. 00	679. 48		
Commissioner of Internal Revenue	33, 937. 00	14, 000. 00	33, 830. 92		
Bureau of Engraving and Printing	6, 829. 00	7, 000. 00	7, 500. 17		
Supervising Architect	2, 703. 00	3, 300. 00	2, 371. 11		
Bureau of the Mint	3, 335. 00	3, 500. 00	3, 416. 34		
Public Health Service Bureau	82, 014. 00	80, 700. 00	88, 387. 01		
Coast Guard Bureau	11, 580. 00	14, 000. 00	11, 407. 51		
Customs Service	73, 600. 00	67, 000. 00	74, 757. 85		
National banks	2, 707. 00	2, 500. 00	2, 817. 27		
Enforcing national prohibition	60, 712. 00	48, 000. 00	62, 978. 05		
Public Health Service	4, 817. 00	5, 000. 00	2, 432. 16		
Coast Guard Service	19, 277. 00	10, 000. 00	19, 510. 54		
Internal Revenue Service	358, 009. 00	411, 000. 00	386, 836. 61		
Mint Service	2, 314. 00	3, 200. 00	2, 159. 41		
Government actuary	1, 736. 00	1, 600. 00	1, 775. 89		
Custodians of public buildings	2, 304. 00	1, 750. 00	2, 306. 81		
General Supply Committee	21, 214. 00	22, 300. 00	23, 424. 38		
Bookbinder's supplies	242. 00	250. 00			
Total	835, 000. 00	824, 000. 00	880, 950. 51		
Reserve		10, 750. 00			
	835, 000. 00	834, 750. 00	880, 950. 51		
Less receipts from sale of customs blanks (deposited to credit of appropriation for printing and binding)			39, 159. 52		
06 Total printing and binding, Treasury Department	835, 000. 00	834, 750. 00	841, 790. 99		
Postage, Treasury Department—					
For postage required to prepay matter addressed to Postal Union countries, and for postage for the Treasury Department (<i>act Jan. 22, 1925, vol. 43, p. 768</i>)				1, 000. 00	1, 000. 00
	Estimated expenditures, 1927 appropriation	Estimated expenditures, 1926 appropriation	Expended and obligated, 1925		
0520 Postage	\$1, 000. 00	\$1, 000. 00	\$996. 15		
Total, Division of Printing				889, 000. 00	891, 990. 00
DIVISION OF MAIL AND FILES					
[Salaries, Division of Mail and Files—]					
[Salaries: For the chief of the division, and other personal services in the District of Columbia in accordance with "the classification act of 1923," \$20,200.]					
NOTE.—This division is provided for in the estimate for the office of chief clerk and superintendent.					

Estimates of appropriations required for the service of the fiscal year ending June 30, 1927—Continued

General object (title of appropriation), date of acts, references to Statutes at Large, or to Revised Statutes, and estimated amount required for each detailed object				Total amount to be appropriated under each head of appropriation	Amount appropriated for the fiscal year ending June 30, 1926
OFFICE OF DISBURSING CLERK					
<i>Salaries, Office of Disbursing Clerk—</i>					
Salaries: For the disbursing clerk and other personal services in the District of Columbia, in accordance with the classification act of 1923 (<i>act Jan. 22, 1925, vol. 43, p. 768</i>)-----				\$53, 300. 00	\$54, 040. 00
	Estimated expenditures, 1927 appropriation	Estimated expenditures, 1926 appropriation	Expended and obligated, 1925		
Departmental service:					
Salaries—					
Clerical, administrative, and fiscal service—	<i>Average—</i>	<i>Average—</i>	<i>Average—</i>		
Grade 10, \$3,300 to \$3,900; average, \$3,600—	No. Salary	No. Salary	No. Salary		
Junior administrative officer (disbursing clerk).....	1 \$3, 600	1 \$3, 300	1 \$3, 350		
Grade 8, \$2,700 to \$3,300; average, \$3,000—					
Administrative assistant (deputy disbursing clerk).....	1 3, 000	1 2, 800	1 2, 816		
Grade 6, \$2,100 to \$2,700; average, \$2,400—					
Principal clerk.....	1 2, 500	1 2, 500	1 2, 500		
Grade 5, \$1,860 to \$2,400; average, \$2,100—					
Senior clerks.....	2 2, 350	2 2, 350	2 2, 350		
Grade 4, \$1,680 to \$2,040; average, \$1,860—					
Clerks.....	4 1, 995	4 1, 995	4 1, 995		
Grade 3, \$1,500 to \$1,860; average, \$1,680—					
Assistant clerks.....	7 1, 783	7 1, 808	6½ 1, 780		
Grade 2, \$1,320 to \$1,680; average, \$1,500—					
Junior clerks.....	11 1, 518	11 1, 615	10½ 1, 601		
Custodial service—					
Grade 3, \$1,020 to \$1,260; average, \$1,140—					
Messengers.....	2 1, 170	2 1, 170	2 1, 167		
Total average number of employees.....	29	29	28½		
01 Total salaries, departmental service.....	53, 300. 00	54, 040. 00	52, 623. 95		
The difference between 1927 and 1926 is due to decrease in salaries, \$740.					
CUSTOMS SERVICE					
<i>Salaries, Division of Customs—</i>					
Division of Customs: For personal services in the District of Columbia in accordance with the classification act of 1923 (<i>act Jan. 22, 1925, vol. 43, p. 769</i>)-----				63, 000. 00	64, 000. 00
	Estimated expenditures, 1927 appropriation	Estimated expenditures, 1926 appropriation	Expended and obligated, 1925		
Departmental service:					
Salaries—					
Clerical, administrative, and fiscal service—	<i>Average—</i>	<i>Average—</i>	<i>Average—</i>		
Grade 7, \$2,400 to \$3,000; average, \$2,700—	No. Salary	No. Salary	No. Salary		
Junior administrative assistant.....	1 \$2, 800	1 \$2, 800	1 \$2, 800		
Grade 5, \$1,860 to \$2,400; average, \$2,111.42—					
Senior clerk-stenographer.....	1 2, 100	1 2, 100	1 2, 100		
Grade 4, \$1,680 to \$2,040; average, \$1,860—					
Principal stenographer.....	1 2, 040	1 2, 040	1 2, 040		
Clerks.....	2 1, 860	2 1, 860	2 1, 860		
Clerk-stenographer.....	1 1, 860	1 1, 860	1 1, 860		
Transportation rate and traffic clerk.....	1 2, 040	1 2, 040	1 2, 040		
Grade 3, \$1,500 to \$1,860; average, \$1,680—					
Assistant clerks.....	4 1, 725	4 1, 725	4½ 1, 725		
Senior stenographer.....	1 1, 680	1 1, 680	1 1, 680		
Grade 2, \$1,320 to \$1,680; average, \$1,500—					
Junior clerks.....	4 1, 485	4 1, 485	3½ 1, 435		
Junior clerk-stenographer.....	1 1, 500	1 1, 500	1 1, 450		
Junior stenographers.....	10 1, 506	10 1, 506	9½ 1, 508		
Grade 1, \$1,140 to \$1,500; average, \$1,320—					
Underclerk.....	1 1, 380	1 1, 380	½ 1, 380		
Professional and scientific service—					
Grade 2, \$2,400 to \$3,000; average, \$2,700—					
Assistant attorneys.....	3 2, 800	3 2, 800	3 2, 800		
Grade 1, \$1,860 to \$2,400; average, \$2,111.42—					
Junior attorneys.....	3 2, 300	3 2, 300	3 2, 300		
Custodial service—					
Grade 3, \$900 to \$1,260; average, \$1,080—					
Messengers.....	2 1, 160	3 1, 160	3 1, 108		
Total average number of employees.....	36	37	35½		
Total salaries, departmental service.....	64, 640	65, 800	63, 702		
Deduct on account of lapses from vacancies.....	1, 640	1, 800			
01 Net salaries, departmental service.....	63, 000	64, 000	63, 702		
The difference between 1927 and 1926 is due to decrease in force, \$1,000.					

Estimates of appropriations required for the service of the fiscal year ending June 30, 1927—Continued

General object (title of appropriation), date of acts, references to Statutes at Large, or to Revised Statutes, and estimated amount required for each detailed object	Total amount to be appropriated under each head of appropriation	Amount appropriated for the fiscal year ending June 30, 1926																																																																																																																																																																																																																																																																																												
<p>Collecting the Revenue from Customs—</p> <p>For collecting the revenue from customs, [and] for the detection and prevention of frauds upon the customs revenue, and not to exceed \$10,000 for the securing of evidence of violations of the customs laws, including not to exceed \$15,000 for the hire of motor-propelled passenger-carrying vehicles, [\$16,467,200] \$16,930,000, of which such amount as may be necessary shall be available for salaries of general appraisers retired under the provisions of section 518 of the tariff act of 1922, and [\$62,480] \$75,980 shall be available for personal services in the District of Columbia, exclusive of eight persons from the field force authorized to be detailed under section 525 of the tariff act of 1922: <i>Provided, That not to exceed \$10,000 of the total amount appropriated shall be available for advances to be made by disbursing officers when authorized by the Secretary of the Treasury, the provisions of section 3648 of the Revised Statutes to the contrary notwithstanding (acts Mar. 3, 1879, vol. 20, p. 386; Apr. 27, 1904, vol. 33, p. 396; Jan. 22, 1925, vol. 43, p. 769)</i></p>	\$16,930,000.00	\$16,467,200.00																																																																																																																																																																																																																																																																																												
<table><tr><th></th><th>Estimated expenditures, 1927 appropriation</th><th>Estimated expenditures, 1926 appropriation</th><th>Expended and obligated, 1925</th></tr><tr><td>Departmental service:</td><td></td><td></td><td></td></tr><tr><td>Salaries—</td><td></td><td></td><td></td></tr><tr><td>Clerical, administrative, and fiscal service—</td><td><i>Average—</i></td><td><i>Average—</i></td><td><i>Average—</i></td></tr><tr><td>Grade 13, \$6,000 to \$7,500; average, \$6,750—</td><td>No. 1 Salary \$6,500</td><td>No. 1 Salary \$6,500</td><td>No. 1 Salary \$6,875</td></tr><tr><td>Executive officer.....</td><td>1 6,000</td><td>1 6,000</td><td>1 6,000</td></tr><tr><td>Grade 12, \$5,200 to \$6,000; average, \$5,600—</td><td></td><td></td><td></td></tr><tr><td>Senior administrative officer.....</td><td>1 4,800</td><td>1 4,800</td><td>1 4,968</td></tr><tr><td>Grade 11, \$3,800 to \$5,000; average, \$4,400—</td><td></td><td></td><td></td></tr><tr><td>Administrative officers.....</td><td>2 4,800</td><td>2 4,800</td><td>2 4,800</td></tr><tr><td>Administrative officer.....</td><td>1 4,800</td><td>1 4,800</td><td>1 4,968</td></tr><tr><td>Grade 7, \$2,400 to \$3,000; average, \$2,700—</td><td></td><td></td><td></td></tr><tr><td>Junior administrative assistant.....</td><td>1 2,700</td><td>1 2,700</td><td>1 2,700</td></tr><tr><td>Grade 6, \$2,100 to \$2,700; average, \$2,400—</td><td></td><td></td><td></td></tr><tr><td>Principal clerks.....</td><td>2 2,600</td><td>2 2,600</td><td>2 2,600</td></tr><tr><td>Principal accounting and auditing assistant.....</td><td>1 2,300</td><td>1 2,300</td><td>1 2,300</td></tr><tr><td>Grade 5, \$1,860 to \$2,400; average, \$2,111.42—</td><td></td><td></td><td></td></tr><tr><td>Senior clerks.....</td><td>3 2,100</td><td>3 2,100</td><td>3 2,100</td></tr><tr><td>Senior clerk-stenographer.....</td><td>1 2,100</td><td>1 2,100</td><td>1 2,100</td></tr><tr><td>Senior accounting and auditing assistant.....</td><td>1 2,100</td><td>1 2,100</td><td>1 2,100</td></tr><tr><td>Grade 4, \$1,680 to \$2,040; average, \$1,860—</td><td></td><td></td><td></td></tr><tr><td>Clerks.....</td><td>2 1,680</td><td>2 1,680</td><td>1 1,784</td></tr><tr><td>Grade 3, \$1,500 to \$1,860; average, \$1,680—</td><td></td><td></td><td></td></tr><tr><td>Senior stenographer.....</td><td>1 1,860</td><td>1 1,860</td><td>1 1,860</td></tr><tr><td>Assistant clerk-stenographer.....</td><td>1 1,500</td><td>1 1,500</td><td>1 1,500</td></tr><tr><td>Grade 2, \$1,320 to \$1,680; average, \$1,500—</td><td></td><td></td><td></td></tr><tr><td>Junior stenographers.....</td><td>6 1,470</td><td>3 1,440</td><td>1 1,320</td></tr><tr><td>Grade 1, \$1,140 to \$1,500; average, \$1,320—</td><td></td><td></td><td></td></tr><tr><td>Underclerk.....</td><td></td><td></td><td>1 1,380</td></tr><tr><td>Professional and scientific service—</td><td></td><td></td><td></td></tr><tr><td>Grade 3, \$3,000 to \$3,600; average, \$3,300—</td><td></td><td></td><td></td></tr><tr><td>Associate attorney.....</td><td>1 3,300</td><td>1 3,300</td><td>1 3,063</td></tr><tr><td>Assistant attorneys.....</td><td>3 3,000</td><td></td><td></td></tr><tr><td>Custodial service—</td><td></td><td></td><td></td></tr><tr><td>Grade 3, \$1,020 to \$1,260; average, \$1,140—</td><td></td><td></td><td></td></tr><tr><td>Messenger.....</td><td>1 1,080</td><td>1 1,080</td><td>1 1,040</td></tr><tr><td>Total average number of employees.....</td><td>29</td><td>23</td><td>20 1/2</td></tr><tr><td>Total salaries, departmental service.....</td><td>76,520</td><td>63,020</td><td>60,998</td></tr><tr><td>Deduct on account of lapses from vacancies.....</td><td>540</td><td>540</td><td></td></tr><tr><td>Net salaries, departmental service.....</td><td>75,980</td><td>62,480</td><td>60,998</td></tr><tr><td>Field service:</td><td></td><td></td><td></td></tr><tr><td>Salaries and wages—</td><td></td><td></td><td></td></tr><tr><td>Salary range, \$7,500 and over—</td><td></td><td></td><td></td></tr><tr><td>General appraisers.....</td><td>9 9,000.00</td><td>9 9,000.00</td><td>9 9,000.00</td></tr><tr><td>Collectors.....</td><td>4 8,875.00</td><td>4 8,875.00</td><td>4 8,875.00</td></tr><tr><td>Appraiser.....</td><td>1 8,000.00</td><td>1 8,000.00</td><td>1 8,000.00</td></tr><tr><td>Comptroller.....</td><td>1 8,000.00</td><td>1 8,000.00</td><td>1 8,000.00</td></tr><tr><td>Surveyor.....</td><td>1 8,000.00</td><td>1 8,000.00</td><td>1 8,000.00</td></tr><tr><td>Salary range, \$6,000 to \$7,500; average, \$6,750—</td><td></td><td></td><td></td></tr><tr><td>Assistant collector.....</td><td>1 7,000.00</td><td>1 7,000.00</td><td>1 7,000.00</td></tr><tr><td>Collectors.....</td><td>11 6,500.00</td><td>11 6,500.00</td><td>11 6,500.00</td></tr><tr><td>Assistant comptroller.....</td><td>1 6,000.00</td><td>1 6,000.00</td><td>1 6,000.00</td></tr><tr><td>Chief assistant appraiser.....</td><td>1 6,000.00</td><td>1 6,000.00</td><td>1 6,000.00</td></tr><tr><td>Colorist.....</td><td>1 6,000.00</td><td>1 6,000.00</td><td>1 6,000.00</td></tr><tr><td>Solicitor to collector.....</td><td>1 6,000.00</td><td>1 6,000.00</td><td>1 6,000.00</td></tr><tr><td>Salary range, \$5,200 to \$6,000; average, \$5,600—</td><td></td><td></td><td></td></tr><tr><td>Collectors.....</td><td>5 5,500.00</td><td>5 5,500.00</td><td>5 5,500.00</td></tr><tr><td>Chief customs attachés.....</td><td>6 5,500.00</td><td>6 5,500.00</td><td>6 5,500.00</td></tr><tr><td>Chief customs agents.....</td><td>18 4,565.00</td><td>18 565.00</td><td>18 4,512.00</td></tr><tr><td>Chief assistant customs attachés.....</td><td>3 4,533.00</td><td>3 4,533.00</td><td>3 4,533.00</td></tr><tr><td>Salary range, \$3,800 to \$5,000; average, \$4,400—</td><td></td><td></td><td></td></tr><tr><td>Acting surveyor.....</td><td>1 5,000.00</td><td>1 5,000.00</td><td>1 5,000.00</td></tr><tr><td>Auditor.....</td><td>1 5,000.00</td><td>1 5,000.00</td><td>1 5,000.00</td></tr><tr><td>Comptrollers.....</td><td>6 5,000.00</td><td>6 5,000.00</td><td>6 5,000.00</td></tr><tr><td>Deputy appraiser.....</td><td>1 5,000.00</td><td>1 5,000.00</td><td>1 5,000.00</td></tr><tr><td>Collectors.....</td><td>22 4,750.00</td><td>22 4,750.00</td><td>22 4,750.00</td></tr><tr><td>Surveyors.....</td><td>5 4,700.00</td><td>5 4,700.00</td><td>5 4,700.00</td></tr><tr><td>Assistant solicitor to collector.....</td><td>1 4,500.00</td><td>1 4,500.00</td><td>1 4,500.00</td></tr><tr><td>Cashier.....</td><td>1 4,500.00</td><td>1 4,500.00</td><td>1 4,500.00</td></tr><tr><td>Chemist and polariscopist.....</td><td>1 4,500.00</td><td>1 4,500.00</td><td>1 4,500.00</td></tr><tr><td>Deputy collectors.....</td><td>8 4,363.00</td><td>8 4,363.00</td><td>8 4,363.00</td></tr></table>		Estimated expenditures, 1927 appropriation	Estimated expenditures, 1926 appropriation	Expended and obligated, 1925	Departmental service:				Salaries—				Clerical, administrative, and fiscal service—	<i>Average—</i>	<i>Average—</i>	<i>Average—</i>	Grade 13, \$6,000 to \$7,500; average, \$6,750—	No. 1 Salary \$6,500	No. 1 Salary \$6,500	No. 1 Salary \$6,875	Executive officer.....	1 6,000	1 6,000	1 6,000	Grade 12, \$5,200 to \$6,000; average, \$5,600—				Senior administrative officer.....	1 4,800	1 4,800	1 4,968	Grade 11, \$3,800 to \$5,000; average, \$4,400—				Administrative officers.....	2 4,800	2 4,800	2 4,800	Administrative officer.....	1 4,800	1 4,800	1 4,968	Grade 7, \$2,400 to \$3,000; average, \$2,700—				Junior administrative assistant.....	1 2,700	1 2,700	1 2,700	Grade 6, \$2,100 to \$2,700; average, \$2,400—				Principal clerks.....	2 2,600	2 2,600	2 2,600	Principal accounting and auditing assistant.....	1 2,300	1 2,300	1 2,300	Grade 5, \$1,860 to \$2,400; average, \$2,111.42—				Senior clerks.....	3 2,100	3 2,100	3 2,100	Senior clerk-stenographer.....	1 2,100	1 2,100	1 2,100	Senior accounting and auditing assistant.....	1 2,100	1 2,100	1 2,100	Grade 4, \$1,680 to \$2,040; average, \$1,860—				Clerks.....	2 1,680	2 1,680	1 1,784	Grade 3, \$1,500 to \$1,860; average, \$1,680—				Senior stenographer.....	1 1,860	1 1,860	1 1,860	Assistant clerk-stenographer.....	1 1,500	1 1,500	1 1,500	Grade 2, \$1,320 to \$1,680; average, \$1,500—				Junior stenographers.....	6 1,470	3 1,440	1 1,320	Grade 1, \$1,140 to \$1,500; average, \$1,320—				Underclerk.....			1 1,380	Professional and scientific service—				Grade 3, \$3,000 to \$3,600; average, \$3,300—				Associate attorney.....	1 3,300	1 3,300	1 3,063	Assistant attorneys.....	3 3,000			Custodial service—				Grade 3, \$1,020 to \$1,260; average, \$1,140—				Messenger.....	1 1,080	1 1,080	1 1,040	Total average number of employees.....	29	23	20 1/2	Total salaries, departmental service.....	76,520	63,020	60,998	Deduct on account of lapses from vacancies.....	540	540		Net salaries, departmental service.....	75,980	62,480	60,998	Field service:				Salaries and wages—				Salary range, \$7,500 and over—				General appraisers.....	9 9,000.00	9 9,000.00	9 9,000.00	Collectors.....	4 8,875.00	4 8,875.00	4 8,875.00	Appraiser.....	1 8,000.00	1 8,000.00	1 8,000.00	Comptroller.....	1 8,000.00	1 8,000.00	1 8,000.00	Surveyor.....	1 8,000.00	1 8,000.00	1 8,000.00	Salary range, \$6,000 to \$7,500; average, \$6,750—				Assistant collector.....	1 7,000.00	1 7,000.00	1 7,000.00	Collectors.....	11 6,500.00	11 6,500.00	11 6,500.00	Assistant comptroller.....	1 6,000.00	1 6,000.00	1 6,000.00	Chief assistant appraiser.....	1 6,000.00	1 6,000.00	1 6,000.00	Colorist.....	1 6,000.00	1 6,000.00	1 6,000.00	Solicitor to collector.....	1 6,000.00	1 6,000.00	1 6,000.00	Salary range, \$5,200 to \$6,000; average, \$5,600—				Collectors.....	5 5,500.00	5 5,500.00	5 5,500.00	Chief customs attachés.....	6 5,500.00	6 5,500.00	6 5,500.00	Chief customs agents.....	18 4,565.00	18 565.00	18 4,512.00	Chief assistant customs attachés.....	3 4,533.00	3 4,533.00	3 4,533.00	Salary range, \$3,800 to \$5,000; average, \$4,400—				Acting surveyor.....	1 5,000.00	1 5,000.00	1 5,000.00	Auditor.....	1 5,000.00	1 5,000.00	1 5,000.00	Comptrollers.....	6 5,000.00	6 5,000.00	6 5,000.00	Deputy appraiser.....	1 5,000.00	1 5,000.00	1 5,000.00	Collectors.....	22 4,750.00	22 4,750.00	22 4,750.00	Surveyors.....	5 4,700.00	5 4,700.00	5 4,700.00	Assistant solicitor to collector.....	1 4,500.00	1 4,500.00	1 4,500.00	Cashier.....	1 4,500.00	1 4,500.00	1 4,500.00	Chemist and polariscopist.....	1 4,500.00	1 4,500.00	1 4,500.00	Deputy collectors.....	8 4,363.00	8 4,363.00	8 4,363.00		
	Estimated expenditures, 1927 appropriation	Estimated expenditures, 1926 appropriation	Expended and obligated, 1925																																																																																																																																																																																																																																																																																											
Departmental service:																																																																																																																																																																																																																																																																																														
Salaries—																																																																																																																																																																																																																																																																																														
Clerical, administrative, and fiscal service—	<i>Average—</i>	<i>Average—</i>	<i>Average—</i>																																																																																																																																																																																																																																																																																											
Grade 13, \$6,000 to \$7,500; average, \$6,750—	No. 1 Salary \$6,500	No. 1 Salary \$6,500	No. 1 Salary \$6,875																																																																																																																																																																																																																																																																																											
Executive officer.....	1 6,000	1 6,000	1 6,000																																																																																																																																																																																																																																																																																											
Grade 12, \$5,200 to \$6,000; average, \$5,600—																																																																																																																																																																																																																																																																																														
Senior administrative officer.....	1 4,800	1 4,800	1 4,968																																																																																																																																																																																																																																																																																											
Grade 11, \$3,800 to \$5,000; average, \$4,400—																																																																																																																																																																																																																																																																																														
Administrative officers.....	2 4,800	2 4,800	2 4,800																																																																																																																																																																																																																																																																																											
Administrative officer.....	1 4,800	1 4,800	1 4,968																																																																																																																																																																																																																																																																																											
Grade 7, \$2,400 to \$3,000; average, \$2,700—																																																																																																																																																																																																																																																																																														
Junior administrative assistant.....	1 2,700	1 2,700	1 2,700																																																																																																																																																																																																																																																																																											
Grade 6, \$2,100 to \$2,700; average, \$2,400—																																																																																																																																																																																																																																																																																														
Principal clerks.....	2 2,600	2 2,600	2 2,600																																																																																																																																																																																																																																																																																											
Principal accounting and auditing assistant.....	1 2,300	1 2,300	1 2,300																																																																																																																																																																																																																																																																																											
Grade 5, \$1,860 to \$2,400; average, \$2,111.42—																																																																																																																																																																																																																																																																																														
Senior clerks.....	3 2,100	3 2,100	3 2,100																																																																																																																																																																																																																																																																																											
Senior clerk-stenographer.....	1 2,100	1 2,100	1 2,100																																																																																																																																																																																																																																																																																											
Senior accounting and auditing assistant.....	1 2,100	1 2,100	1 2,100																																																																																																																																																																																																																																																																																											
Grade 4, \$1,680 to \$2,040; average, \$1,860—																																																																																																																																																																																																																																																																																														
Clerks.....	2 1,680	2 1,680	1 1,784																																																																																																																																																																																																																																																																																											
Grade 3, \$1,500 to \$1,860; average, \$1,680—																																																																																																																																																																																																																																																																																														
Senior stenographer.....	1 1,860	1 1,860	1 1,860																																																																																																																																																																																																																																																																																											
Assistant clerk-stenographer.....	1 1,500	1 1,500	1 1,500																																																																																																																																																																																																																																																																																											
Grade 2, \$1,320 to \$1,680; average, \$1,500—																																																																																																																																																																																																																																																																																														
Junior stenographers.....	6 1,470	3 1,440	1 1,320																																																																																																																																																																																																																																																																																											
Grade 1, \$1,140 to \$1,500; average, \$1,320—																																																																																																																																																																																																																																																																																														
Underclerk.....			1 1,380																																																																																																																																																																																																																																																																																											
Professional and scientific service—																																																																																																																																																																																																																																																																																														
Grade 3, \$3,000 to \$3,600; average, \$3,300—																																																																																																																																																																																																																																																																																														
Associate attorney.....	1 3,300	1 3,300	1 3,063																																																																																																																																																																																																																																																																																											
Assistant attorneys.....	3 3,000																																																																																																																																																																																																																																																																																													
Custodial service—																																																																																																																																																																																																																																																																																														
Grade 3, \$1,020 to \$1,260; average, \$1,140—																																																																																																																																																																																																																																																																																														
Messenger.....	1 1,080	1 1,080	1 1,040																																																																																																																																																																																																																																																																																											
Total average number of employees.....	29	23	20 1/2																																																																																																																																																																																																																																																																																											
Total salaries, departmental service.....	76,520	63,020	60,998																																																																																																																																																																																																																																																																																											
Deduct on account of lapses from vacancies.....	540	540																																																																																																																																																																																																																																																																																												
Net salaries, departmental service.....	75,980	62,480	60,998																																																																																																																																																																																																																																																																																											
Field service:																																																																																																																																																																																																																																																																																														
Salaries and wages—																																																																																																																																																																																																																																																																																														
Salary range, \$7,500 and over—																																																																																																																																																																																																																																																																																														
General appraisers.....	9 9,000.00	9 9,000.00	9 9,000.00																																																																																																																																																																																																																																																																																											
Collectors.....	4 8,875.00	4 8,875.00	4 8,875.00																																																																																																																																																																																																																																																																																											
Appraiser.....	1 8,000.00	1 8,000.00	1 8,000.00																																																																																																																																																																																																																																																																																											
Comptroller.....	1 8,000.00	1 8,000.00	1 8,000.00																																																																																																																																																																																																																																																																																											
Surveyor.....	1 8,000.00	1 8,000.00	1 8,000.00																																																																																																																																																																																																																																																																																											
Salary range, \$6,000 to \$7,500; average, \$6,750—																																																																																																																																																																																																																																																																																														
Assistant collector.....	1 7,000.00	1 7,000.00	1 7,000.00																																																																																																																																																																																																																																																																																											
Collectors.....	11 6,500.00	11 6,500.00	11 6,500.00																																																																																																																																																																																																																																																																																											
Assistant comptroller.....	1 6,000.00	1 6,000.00	1 6,000.00																																																																																																																																																																																																																																																																																											
Chief assistant appraiser.....	1 6,000.00	1 6,000.00	1 6,000.00																																																																																																																																																																																																																																																																																											
Colorist.....	1 6,000.00	1 6,000.00	1 6,000.00																																																																																																																																																																																																																																																																																											
Solicitor to collector.....	1 6,000.00	1 6,000.00	1 6,000.00																																																																																																																																																																																																																																																																																											
Salary range, \$5,200 to \$6,000; average, \$5,600—																																																																																																																																																																																																																																																																																														
Collectors.....	5 5,500.00	5 5,500.00	5 5,500.00																																																																																																																																																																																																																																																																																											
Chief customs attachés.....	6 5,500.00	6 5,500.00	6 5,500.00																																																																																																																																																																																																																																																																																											
Chief customs agents.....	18 4,565.00	18 565.00	18 4,512.00																																																																																																																																																																																																																																																																																											
Chief assistant customs attachés.....	3 4,533.00	3 4,533.00	3 4,533.00																																																																																																																																																																																																																																																																																											
Salary range, \$3,800 to \$5,000; average, \$4,400—																																																																																																																																																																																																																																																																																														
Acting surveyor.....	1 5,000.00	1 5,000.00	1 5,000.00																																																																																																																																																																																																																																																																																											
Auditor.....	1 5,000.00	1 5,000.00	1 5,000.00																																																																																																																																																																																																																																																																																											
Comptrollers.....	6 5,000.00	6 5,000.00	6 5,000.00																																																																																																																																																																																																																																																																																											
Deputy appraiser.....	1 5,000.00	1 5,000.00	1 5,000.00																																																																																																																																																																																																																																																																																											
Collectors.....	22 4,750.00	22 4,750.00	22 4,750.00																																																																																																																																																																																																																																																																																											
Surveyors.....	5 4,700.00	5 4,700.00	5 4,700.00																																																																																																																																																																																																																																																																																											
Assistant solicitor to collector.....	1 4,500.00	1 4,500.00	1 4,500.00																																																																																																																																																																																																																																																																																											
Cashier.....	1 4,500.00	1 4,500.00	1 4,500.00																																																																																																																																																																																																																																																																																											
Chemist and polariscopist.....	1 4,500.00	1 4,500.00	1 4,500.00																																																																																																																																																																																																																																																																																											
Deputy collectors.....	8 4,363.00	8 4,363.00	8 4,363.00																																																																																																																																																																																																																																																																																											

Estimates of appropriations required for the service of the fiscal year ending June 30, 1927—Continued

General object (title of appropriation), date of acts, references to Statutes at Large, or to Revised Statutes, and estimated amount required for each detailed object				Total amount to be appropriated under each head of appropriation	Amount appropriated for the fiscal year ending June 30, 1926
<i>Collecting the Revenue from Customs—Continued.</i>					
Field service—Continued.					
Salaries—Continued.					
Salary range, \$3,800 to \$5,000; average, \$4,400—Con.	<i>Average—</i>	<i>Average—</i>	<i>Average—</i>		
	No. Salary	No. Salary	No. Salary		
Assistant collectors.....	14 \$4,343.00	14 \$4,343.00	14 \$4,343.00		
Clerks.....	10 4,290.00	10 4,290.00	10 4,290.00		
Deputy surveyors.....	2 4,250.00	2 4,250.00	2 4,250.00		
Assistant appraisers.....	7 4,243.00	7 4,243.00	7 4,243.00		
Assistant surveyors.....	5 4,080.00	5 4,080.00	5 4,080.00		
Assistant comptrollers.....	6 4,000.00	6 4,000.00	6 4,000.00		
Chief assistant appraisers.....	5 4,000.00	5 4,000.00	5 4,000.00		
Principal customs agents.....	14 4,128.00	14 4,128.00	14 4,128.00		
Examiners.....	11 4,000.00	11 4,000.00	11 4,000.00		
Private secretary.....	1 4,000.00	1 4,000.00	1 4,000.00		
Senior assistant customs attachés.....	3 4,066.00	3 4,066.00	3 4,066.00		
Chief clerks.....	4 3,900.00	4 3,900.00	4 3,900.00		
Chief liquidator.....	1 3,800.00	1 3,800.00	1 3,800.00		
Senior customs agents.....	13 3,827.00	13 3,827.00	13 3,761.00		
Main assistant customs attachés.....	9 3,388.00	9 3,388.00	6 3,516.00		
Salary range, \$3,300 to \$3,900; average, \$3,600—					
Chief assistant appraiser.....	1 3,700.00	1 3,700.00	1 3,700.00		
Chief entry clerk.....	1 3,700.00	1 3,700.00	1 3,700.00		
Assistant auditor.....	1 3,600.00	1 3,600.00	1 3,600.00		
Chief liquidator.....	1 3,600.00	1 3,600.00	1 3,600.00		
Superintendent of warehouses.....	1 3,600.00	1 3,600.00	1 3,600.00		
Appraisers.....	12 3,583.00	12 3,583.00	12 3,583.00		
Entry clerks.....	2 3,555.00	2 3,555.00	2 3,555.00		
Deputy collectors.....	13 3,546.00	13 3,546.00	13 3,542.00		
Examiners.....	28 3,543.00	28 3,543.00	28 3,543.00		
Chief clerks.....	3 3,533.00	3 3,533.00	3 3,533.00		
Appraisers.....	3 3,500.00	3 3,500.00	3 3,500.00		
Assayer.....	1 3,500.00	1 3,500.00	1 3,500.00		
Assistant surveyor.....	1 3,500.00	1 3,500.00	1 3,500.00		
Chemist and drug examiner.....	1 3,500.00	1 3,500.00	1 3,500.00		
Chemist and polariscopist.....	2 3,500.00	2 3,500.00	2 3,500.00		
Chief chemists.....	2 3,500.00	2 3,500.00	2 3,500.00		
Collectors.....	3 3,500.00	3 3,500.00	3 3,500.00		
Deputy collectors and clerks.....	2 3,500.00	2 3,500.00	2 3,500.00		
Deputy surveyors.....	13 3,500.00	13 3,500.00	13 3,500.00		
Liquidators.....	4 3,475.00	4 3,475.00	4 3,475.00		
Clerks.....	23 3,448.00	23 3,448.00	23 3,448.00		
Deputy collectors and examiners.....	2 3,400.00	2 3,400.00	2 3,400.00		
Chemist.....	1 3,300.00	1 3,300.00	1 3,300.00		
Chemist in charge.....	1 3,300.00	1 3,300.00	1 3,300.00		
Chief chemist.....	1 3,300.00	1 3,300.00	1 3,300.00		
Clerks and deputy collectors in charge.....	3 3,300.00	3 3,300.00	3 3,300.00		
Deputy collector in charge.....	1 3,300.00	1 3,300.00	1 3,300.00		
Assistant customs agents.....	21 3,298.00	21 3,298.00	20 3,030.00		
Salary range, \$3,000 to \$3,600; average, \$3,300—					
Assistant collectors.....	26 3,280.00	26 3,280.00	26 3,280.00		
Assistant dye technologists.....	3 3,200.00	3 3,200.00	3 3,200.00		
Examiner-chemists.....	2 3,150.00	2 3,150.00	2 3,150.00		
Entry clerks.....	30 3,110.00	30 3,110.00	31 3,110.00		
Cashiers.....	3 3,100.00	3 3,100.00	4 3,125.00		
Deputy collectors and cashiers.....	2 3,100.00	2 3,100.00	2 3,100.00		
Private secretaries.....	2 3,100.00	2 3,100.00	2 3,100.00		
Clerks.....	64 3,086.00	64 3,086.00	64 3,080.00		
Deputy collectors in charge.....	10 3,020.00	10 3,020.00	10 3,020.00		
Examiners.....	77 3,013.00	77 3,013.00	77 3,013.00		
Liquidators.....	82 3,008.00	82 3,008.00	84 3,009.00		
Chief assistant appraisers.....	5 3,000.00	5 3,000.00	5 3,000.00		
Chief clerks.....	1 3,000.00	1 3,000.00	1 3,000.00		
Chief clerk and deputy collector.....	1 3,000.00	1 3,000.00	1 3,000.00		
Chief examiner.....	1 3,000.00	1 3,000.00	1 3,000.00		
Chief stenographer.....	1 3,000.00	1 3,000.00	1 3,000.00		
Clerk-admeasurer.....	1 3,000.00	1 3,000.00	1 3,000.00		
Clerk and acting weigher.....	1 3,000.00	1 3,000.00	1 3,000.00		
Collector.....	1 3,000.00	1 3,000.00	1 3,000.00		
Deputy collectors.....	3 3,000.00	3 3,000.00	2 3,000.00		
Deputy collectors and clerks.....	3 3,000.00	3 3,000.00	3 3,000.00		
Deputy collector and inspector.....	1 3,000.00	1 3,000.00	1 3,000.00		
Deputy surveyors.....	2 3,000.00	2 3,000.00	3 3,000.00		
Special assistant customs agent.....	15 3,111.00	15 3,111.00	14 3,080.00		
Special examiner of drugs and assistant appraiser.....	1 3,000.00	1 3,000.00	1 3,000.00		
Stenographer-reporters.....	5 3,000.00	5 3,000.00	5 3,000.00		
Superintendent.....	1 3,000.00	1 3,000.00	1 3,000.00		
Tobacco examiner.....	1 3,000.00	1 3,000.00	1 3,000.00		
Salary range, \$2,700 to \$3,300; average, \$3,000—					
Cashiers.....	2 2,850.00	2 2,850.00	2 2,850.00		
Assistant chemist.....	1 2,800.00	1 2,800.00	1 2,800.00		
Clerk-acting appraiser.....	1 2,800.00	1 2,800.00	1 2,800.00		
Deputy collectors.....	3 2,800.00	3 2,800.00	3 2,800.00		
Deputy collectors and cashiers.....	2 2,800.00	2 2,800.00	2 2,800.00		
Deputy collectors and examiners.....	2 2,800.00	2 2,800.00	2 2,800.00		
Deputy surveyors.....	2 2,800.00	2 2,800.00	2 2,800.00		
Inspector.....	1 2,800.00	1 2,800.00	1 2,800.00		
Private secretaries.....	7 2,800.00	7 2,800.00	7 2,800.00		
Supervisor of mounted inspectors.....	1 2,800.00	1 2,800.00	1 2,800.00		
Weigher.....	1 2,800.00	1 2,800.00	1 2,800.00		
Liquidators.....	28 2,789.00	28 2,789.00	28 2,789.00		
Clerks.....	46 2,781.00	46 2,781.00	43 2,762.00		
Deputy collectors in charge.....	10 2,760.00	10 2,760.00	10 2,760.00		
Deputy collectors and inspectors.....	7 2,757.00	7 2,757.00	6 2,766.00		
Chief clerks.....	2 2,750.00	2 2,750.00	1 2,700.00		
Deputy collectors and clerks.....	9 2,733.00	9 2,733.00	9 2,733.00		
Mounted inspectors.....	45 2,707.00	45 2,707.00	45 2,707.00		

Estimates of appropriations required for the service of the fiscal year ending June 30, 1927—Continued

General object (title of appropriation), date of acts, references to Statutes at Large, or to Revised Statutes, and estimated amount required for each detailed object	Total amount to be appropriated under each head of appropriation		Amount appropriated for the fiscal year ending June 30, 1926
Collecting the Revenue from Customs—Continued.			
	Estimated expenditures, 1927 appropriation	Estimated expenditures, 1926 appropriation	Expended and obligated, 1925
Field service—Continued.			
Salaries—Continued.			
Salary range, \$2,700 to \$3,300, average \$3,000—Con.	Average—	Average—	Average—
	No. Salary	No. Salary	No. Salary
Assayer.....	1 \$2,700.00	1 \$2,700.00	1 \$2,700.00
Junior customs agent.....	16 2,750.00	16 2,750.00	16 2,638.00
Assistant collectors.....	3 2,700.00	3 2,700.00	2 2,700.00
Chief assistant appraisers.....	2 2,700.00	2 2,700.00	2 2,700.00
Chinese interpreter.....	1 2,700.00	1 2,700.00	1 2,700.00
Deputy collector and clerk (cashier).....	1 2,700.00	1 2,700.00	1 2,700.00
Superintendent of inspectors.....	1 2,700.00	1 2,700.00	1 2,700.00
Underassistant customs attaché.....	1 2,700.00	1 2,700.00	1 2,700.00
Weigher and gauger.....	1 2,700.00	1 2,700.00	1 2,700.00
Salary range, \$2,400 to \$3,000; average, \$2,700—			
Assistant chemists.....	2 2,600.00	2 2,600.00	2 2,600.00
Assistant surveyor.....	1 2,600.00	1 2,600.00	1 2,600.00
Chief assistant appraiser.....	1 2,600.00	1 2,600.00	1 2,600.00
Chief examiner and deputy collector.....	1 2,600.00	1 2,600.00	1 2,600.00
Chief liquidators.....	3 2,600.00	3 2,600.00	3 2,600.00
Clerk and cashier.....	1 2,600.00	1 2,600.00	1 2,600.00
Deputy collector and chief liquidator.....	1 2,600.00	1 2,600.00	1 2,600.00
Deputy collector and entry clerk.....	1 2,600.00	1 2,600.00	1 2,600.00
Inspectors and clerks.....	6 2,600.00	6 2,600.00	6 2,600.00
Mounted inspectors.....	8 2,600.00	8 2,600.00	8 2,600.00
Station inspectors.....	60 2,600.00	60 2,600.00	60 2,600.00
Weigher.....	1 2,600.00	1 2,600.00	1 2,600.00
Examiners.....	67 2,540.00	67 2,540.00	67 2,540.00
Chemists.....	3 2,533.00	3 2,533.00	3 2,533.00
Deputy collectors.....	11 2,527.00	11 2,527.00	11 2,527.00
Captain of customs guards.....	1 2,500.00	1 2,500.00	1 2,500.00
Cashiers.....	3 2,500.00	3 2,500.00	3 2,500.00
Chief clerks.....	5 2,500.00	5 2,500.00	6 2,517.00
Chief entry clerk.....	1 2,500.00	1 2,500.00	1 2,500.00
Clerk-admeasurers.....	2 2,500.00	2 2,500.00	2 2,500.00
Deputy collector and inspector (auditor).....	1 2,500.00	1 2,500.00	1 2,500.00
Deputy collectors and inspectors and cashiers.....	2 2,500.00	2 2,500.00	2 2,500.00
Deputy collector (cashier).....	1 2,500.00	1 2,500.00	1 2,500.00
Entry clerks.....	8 2,500.00	8 2,500.00	8 2,500.00
Inspector in charge.....	1 2,500.00	1 2,500.00	1 2,500.00
Liquidating clerk.....	1 2,500.00	1 2,500.00	1 2,500.00
Stenographer-typist.....	1 2,500.00	1 2,500.00	1 2,500.00
Superintendent of sugar samples.....	1 2,500.00	1 2,500.00	1 2,400.00
Deputy collectors and clerks.....	32 2,491.00	32 2,491.00	32 2,491.00
Clerks.....	145 2,550.00	145 2,550.00	149 2,486.00
Liquidators.....	38 2,484.00	38 2,484.00	37 2,484.00
Deputy collectors and inspectors.....	18 2,483.00	18 2,483.00	20 2,490.00
Inspectors.....	412 2,465.00	412 2,465.00	412 2,465.00
Special junior customs agents.....	12 2,438.00	12 2,438.00	11 2,577.00
Senior miscellaneous customs clerks.....	7 2,457.00	7 2,457.00	6 2,400.00
Assistant collectors.....	2 2,450.00	2 2,450.00	3 2,466.00
Clerk-examiners.....	2 2,450.00	2 2,450.00	2 2,450.00
Deputy collectors and examiners.....	2 2,450.00	2 2,450.00	2 2,450.00
Deputy collectors in charge.....	41 2,407.00	41 2,407.00	42 2,467.00
Chief inspector.....	1 2,400.00	1 2,400.00	1 2,400.00
Clerk and storekeeper.....	1 2,400.00	1 2,400.00	1 2,400.00
Clerks, deputy collectors, and inspectors.....	2 2,400.00	2 2,400.00	2 2,400.00
Deputy collector and cashier.....	1 2,400.00	1 2,400.00	1 2,400.00
Lieutenants.....	9 2,400.00	9 2,400.00	9 2,400.00
Salary range, \$2,100 to \$2,700; average, \$2,400—			
Analyst.....	1 2,300.00	1 2,300.00	1 2,300.00
Analytical chemist.....	1 2,300.00	1 2,300.00	1 2,300.00
Assistant chemist.....	1 2,300.00	1 2,300.00	1 2,300.00
Deputy collector and assistant examiner.....	1 2,300.00	1 2,300.00	1 2,300.00
Examiner of accounts.....	1 2,300.00	1 2,300.00	1 2,300.00
Cashiers.....	2 2,250.00	2 2,250.00	2 2,250.00
Deputy collectors and cashiers.....	2 2,250.00	2 2,250.00	2 2,250.00
Examiners.....	26 2,215.00	26 2,215.00	26 2,215.00
Inspectors.....	263 2,250.00	263 2,250.00	268 2,213.00
Deputy collectors in charge.....	53 2,207.00	53 2,207.00	52 2,208.00
Assistant cashier.....	1 2,200.00	1 2,200.00	1 2,200.00
Assistant liquidator.....	1 2,200.00	1 2,200.00	1 2,200.00
Assistant superintendent of merchandise sampler.....	1 2,200.00	1 2,200.00	1 2,200.00
Captain of customs guards.....	1 2,200.00	1 2,200.00	1 2,200.00
Chemists.....	4 2,200.00	4 2,200.00	4 2,200.00
Clerk and inspector.....	1 2,200.00	1 2,200.00	1 2,200.00
Deputy collectors and clerks.....	46 2,200.00	46 2,200.00	45 2,200.00
Deputy collectors and acting examiners.....	2 2,200.00	2 2,200.00	2 2,200.00
Deputy collector and storekeeper.....	1 2,200.00	1 2,200.00	1 2,200.00
Examiner and weigher.....	1 2,200.00	1 2,200.00	1 2,200.00
Inspectress.....	3 2,200.00	3 2,200.00	3 2,200.00
Liquidating clerks.....	4 2,200.00	4 2,200.00	4 2,200.00
Liquidators.....	37 2,200.00	37 2,200.00	37 2,195.00
Mounted inspectors.....	14 2,200.00	14 2,200.00	14 2,200.00
Polariscopist and assistant chemist.....	1 2,200.00	1 2,200.00	1 2,200.00
Stenographer-typists.....	10 2,200.00	10 2,200.00	10 2,200.00
Weigher.....	1 2,200.00	1 2,200.00	1 2,200.00
Weigher and acting inspector.....	1 2,200.00	1 2,200.00	1 2,200.00
Deputy collector and inspectors.....	73 2,193.00	73 2,193.00	74 2,191.00
Special roundsman.....	1 2,183.00	1 2,183.00	1 2,183.00
Clerks.....	227 2,200.00	227 2,200.00	225 2,180.00
Storekeepers.....	119 2,174.00	119 2,174.00	118 2,169.00
Main miscellaneous customs clerks.....	11 2,170.00	11 2,170.00	11 2,158.00
Deputy collectors.....	6 2,167.00	6 2,167.00	5 2,180.00
Under customs agents.....	3 2,133.00	3 2,133.00	1 1,900.00
Under assistant customs attachés.....	2 2,150.00	2 2,150.00	2 2,000.00

Estimates of appropriations required for the service of the fiscal year ending June 30, 1927—Continued

General object (title of appropriation), date of acts, references to Statutes at Large, or to Revised Statutes, and estimated amount required for each detailed object	Total amount to be appropriated under each head of appropriation			Amount appropriated for the fiscal year ending June 30, 1926
Collecting the Revenue from Customs—Continued.				
	Estimated expenditures, 1927 appropriation	Estimated expenditures, 1928 appropriation	Expended and obligated, 1925	
Field service—Continued.				
Salaries—Continued.				
Salary range, \$2,100 to \$2,700; average \$2,400—Con.	Average—	Average—	Average—	
	No. Salary	No. Salary	No. Salary	
Automatic-scale experts.....	6 \$2,150.00	6 \$2,150.00	6 \$2,150.00	
Chief marine-gas engineer.....	1 2,100.00	1 2,100.00	1 2,100.00	
Deputy collector and examiner.....	1 2,100.00	1 2,100.00	1 2,100.00	
Entry clerk.....	1 2,100.00	1 2,100.00	1 2,100.00	
Examiner-clerk.....	1 2,100.00	1 2,100.00	1 2,100.00	
Examiner-storekeeper.....	1 2,100.00	1 2,100.00	1 2,100.00	
Inspector and clerk.....	1 2,100.00	1 2,100.00	1 2,100.00	
Lieutenants of customs guard.....	2 2,100.00	2 2,100.00	2 2,100.00	
Marine clerk.....	1 2,100.00	1 2,100.00	1 2,100.00	
Marine engineer.....	1 2,100.00	1 2,100.00	1 2,100.00	
Master pilot.....	1 2,100.00	1 2,100.00	1 2,100.00	
Messenger.....	1 2,100.00	1 2,100.00	1 2,100.00	
Superintendent.....	1 2,100.00	1 2,100.00	1 2,100.00	
Salary range, \$1,860 to \$2,400; average, \$2,100—				
Assistant entry clerk.....	1 2,000.00	1 2,000.00	1 2,000.00	
Assistant superintendent of sugar samplers.....	1 2,000.00	1 2,000.00	1 2,000.00	
Captains of customs guard.....	2 2,000.00	2 2,000.00	2 2,000.00	
Carpenter.....	1 2,000.00	1 2,000.00	1 2,000.00	
Chemist.....	1 2,000.00	1 2,000.00	1 2,000.00	
Clerk (chief liquidator).....	1 2,000.00	1 2,000.00	1 2,000.00	
Clerk-stenographers.....	3 2,000.00	3 2,000.00	3 2,000.00	
Deputy collector and acting examiner.....	1 2,000.00	1 2,000.00	1 2,000.00	
Deputy collector and clerk and acting cashier.....	1 2,000.00	1 2,000.00	1 2,000.00	
Deputy collector and storekeeper.....	1 2,000.00	1 2,000.00	1 2,000.00	
Dictaphone operators.....	2 2,000.00	2 2,000.00	2 2,000.00	
Foremen.....	10 2,000.00	10 2,000.00	10 2,000.00	
Foreman-carpenter.....	1 2,000.00	1 2,000.00	1 2,000.00	
Inspector-storekeeper.....	1 2,000.00	1 2,000.00	1 2,000.00	
Inspectresses and clerks.....	2 2,000.00	2 2,000.00	2 2,000.00	
Mounted inspectors.....	5 2,000.00	5 2,000.00	5 2,000.00	
Polariscopist.....	1 2,000.00	1 2,000.00	1 2,000.00	
Special roundsmen.....	10 2,000.00	10 2,000.00	10 2,000.00	
Stitch counter.....	1 2,000.00	1 2,000.00	1 2,000.00	
Superintendent.....	1 2,000.00	1 2,000.00	1 2,000.00	
Weigher and gauger.....	1 2,000.00	1 2,000.00	1 2,000.00	
Roundsmen.....	22 1,995.00	22 1,995.00	22 1,995.00	
Examiners.....	6 1,983.00	6 1,983.00	6 1,983.00	
Deputy collectors in charge.....	35 1,980.00	35 1,980.00	35 1,980.00	
Deputy collectors and clerks.....	61 1,974.00	61 1,974.00	62 1,974.00	
Inspectors.....	378 1,970.00	378 1,970.00	377 1,970.00	
Sugar samplers.....	10 1,970.00	10 1,970.00	9 1,978.00	
Deputy collectors.....	6 1,966.00	6 1,966.00	6 1,966.00	
Samplers.....	20 1,965.00	20 1,965.00	18 1,972.00	
Clerks.....	240 1,964.00	240 1,964.00	238 1,966.00	
Liquidators.....	9 1,955.00	9 1,955.00	8 1,962.00	
Clerks and inspectors.....	2 1,950.00	2 1,950.00	2 1,950.00	
Engineers.....	2 1,950.00	2 1,950.00	2 1,950.00	
Storekeepers.....	5 1,940.00	5 1,940.00	6 1,933.00	
Deputy collectors and inspectors.....	115 1,935.00	115 1,935.00	114 1,935.00	
Lieutenants of customs guard.....	4 1,925.00	4 1,925.00	2 1,950.00	
Stenographers and typewriters.....	4 1,925.00	4 1,925.00	4 1,925.00	
Junior customs clerks.....	13 1,892.00	13 1,892.00	12 1,867.00	
Assistant bookbinder.....	1 1,900.00	1 1,900.00	1 1,900.00	
Automatic-scale expert.....	1 1,900.00	1 1,900.00	1 1,900.00	
Captain-pilot.....	1 1,900.00	1 1,900.00	1 1,900.00	
Clerk and acting gauger.....	1 1,900.00	1 1,900.00	1 1,900.00	
Clerk and assistant storekeeper.....	1 1,900.00	1 1,900.00	1 1,900.00	
Clerk and storekeeper.....	1 1,900.00	1 1,900.00	1 1,900.00	
Clerks and typists.....	2 1,900.00	2 1,900.00	2 1,900.00	
Inspectress.....	1 1,900.00	1 1,900.00	1 1,900.00	
Marine gas engineer.....	3 1,900.00	3 1,900.00	3 1,900.00	
Pilot-engineers.....	1 1,900.00	1 1,900.00	1 1,900.00	
Sampler and assistant storekeeper.....	1 1,900.00	1 1,900.00	1 1,900.00	
Stenographer and clerk.....	1 1,900.00	1 1,900.00	1 1,900.00	
Storekeepers and deputy collectors.....	2 1,900.00	2 1,900.00	2 1,900.00	
Textile analysts.....	2 1,900.00	2 1,900.00	2 1,900.00	
Salary range, \$1,680 to \$2,040; average, \$1,860—				
Assayer's helper.....	1 1,800.00	1 1,800.00	1 1,800.00	
Assistant weigher.....	1 1,800.00	1 1,800.00	1 1,800.00	
Billing machine operators.....	2 1,800.00	2 1,800.00	2 1,800.00	
Clerks and acting examiners.....	3 1,800.00	3 1,800.00	3 1,800.00	
Clerk and sampler.....	1 1,800.00	1 1,800.00	1 1,800.00	
Clerk-inspector.....	1 1,800.00	1 1,800.00	1 1,800.00	
Clerk, opener and packer.....	1 1,800.00	1 1,800.00	1 1,800.00	
Examiners.....	3 1,800.00	3 1,800.00	3 1,800.00	
Examiner of drugs.....	1 1,800.00	1 1,800.00	1 1,800.00	
Foreman of openers and packers.....	1 1,800.00	1 1,800.00	1 1,800.00	
Foreman of sugar samplers.....	1 1,800.00	1 1,800.00	1 1,800.00	
Lieutenant of customs guards.....			2 1,800.00	
Mechanic.....	1 1,800.00	1 1,800.00	1 1,800.00	
Night inspector (captain).....	1 1,800.00	1 1,800.00	1 1,800.00	
Operator, air-condensing plant.....	1 1,800.00	1 1,800.00	1 1,800.00	
Roundsmen.....	3 1,800.00	3 1,800.00	3 1,800.00	
Storekeepers and deputy collectors.....	2 1,800.00	2 1,800.00	2 1,800.00	
Typist.....	1 1,800.00	1 1,800.00	1 1,800.00	
Watchman-inspector.....	1 1,800.00	1 1,800.00	1 1,800.00	
Weighers and gaugers.....	2 1,800.00	2 1,800.00	2 1,800.00	
Samplers.....	17 1,794.00	17 1,794.00	20 1,795.00	
Sugar samplers.....	14 1,793.00	14 1,793.00	16 1,794.00	
Storekeepers.....	50 1,791.00	50 1,791.00	50 1,791.00	
Mounted inspectors.....	42 1,790.00	24 1,790.00	42 1,790.00	

Estimates of appropriations required for the service of the fiscal year ending June 30, 1927—Continued

General object (title of appropriation), date of acts, references to Statutes at Large, or to Revised Statutes, and estimated amount required for each detailed object	Total amount to be appropriated under each head of appropriation			Amount appropriated for the fiscal year ending June 30 1926
Collecting the Revenue from Customs—Continued.				
	Estimated expenditures, 1927 appropriation	Estimated expenditures, 1926 appropriation	Expended and obligated, 1925	
Field service—Continued.				
Salaries—Continued.				
Salary range, \$1,680 to \$2,040; average, \$1,860—Con.	Average—	Average—	Average—	
	No. Salary	No. Salary	No. Salary	
Marine gas enginemen	7 \$1,785.00	7 \$1,785.00	7 \$1,785.00	
Inspectors	300 1,775.00	300 1,775.00	298 1,774.00	
Stenographers and typewriters	39 1,751.00	39 1,751.00	36 1,738.00	
Deputy collectors	6 1,766.00	6 1,766.00	6 1,766.00	
Foremen	3 1,766.00	3 1,766.00	3 1,766.00	
Deputy collectors and clerks	53 1,760.00	53 1,760.00	52 1,760.00	
Clerks	316 1,759.00	316 1,759.00	316 1,758.00	
Engineers	2 1,750.00	2 1,750.00	2 1,750.00	
Undermiscellaneous clerks	3 1,866.00	3 1,866.00	3 1,866.00	
Inspectresses and clerks	2 1,750.00	2 1,750.00	1 1,800.00	
Inspectresses and stenographers	2 1,750.00	2 1,750.00	2 1,750.00	
Deputy collectors and inspectors	176 1,749.00	176 1,749.00	173 1,750.00	
Deputy collectors in charge	25 1,744.00	25 1,744.00	25 1,744.00	
Clerks and inspectors	7 1,742.00	7 1,742.00	5 1,720.00	
Deputy collector and inspector	1 1,733.00	1 1,733.00	1 1,733.00	
Inspectresses	5 1,720.00	5 1,720.00	5 1,720.00	
Messengers	10 1,720.00	10 1,720.00	10 1,720.00	
Assistant superintendent	1 1,700.00	1 1,700.00	1 1,700.00	
Boatman	1 1,700.00	1 1,700.00	1 1,700.00	
Chauffeur	1 1,700.00	1 1,700.00	1 1,700.00	
Chief sampler	1 1,700.00	1 1,700.00	1 1,700.00	
Clerk-typists	2 1,700.00	2 1,700.00	2 1,700.00	
Customs guards	451 1,700.00	451 1,700.00	452 1,700.00	
Customs roundsman	1 1,700.00	1 1,700.00	1 1,700.00	
Foreman of laborers and attendants	1 1,700.00	1 1,700.00	1 1,700.00	
Liquidators	2 1,700.00	2 1,700.00	2 1,700.00	
Stenographers and clerks	2 1,700.00	2 1,700.00	2 1,700.00	
Supervisor of openers and packers	1 1,700.00	1 1,700.00	1 1,700.00	
Telephone operator	1 1,700.00	1 1,700.00	1 1,700.00	
Textile analyst	1 1,700.00	1 1,700.00	1 1,700.00	
Salary range, \$1,500 to \$1,860; average, \$1,680				
Deputy collector and inspector and customs guard	1 1,617.00	1 1,617.00	1 1,617.00	
Assistant bookbinder	1 1,600.00	1 1,600.00	1 1,600.00	
Assistant foreman of laborers and attendants	1 1,600.00	1 1,600.00	1 1,600.00	
Billing machine operators	4 1,600.00	4 1,600.00	4 1,600.00	
Clerk (assistant liquidator)	1 1,600.00	1 1,600.00	1 1,600.00	
Clerk-storekeepers	1 1,600.00	1 1,600.00	3 1,600.00	
Confidential clerk	1 1,600.00	1 1,600.00	1 1,600.00	
Engineers	2 1,600.00	2 1,600.00	2 1,600.00	
Examiner	1 1,600.00	1 1,600.00	1 1,600.00	
Inspectresses	4 1,600.00	4 1,600.00	4 1,600.00	
Inspectress and clerk			1 1,600.00	
Liquidator			1 1,600.00	
Marine gas engineer	1 1,600.00	1 1,600.00	1 1,600.00	
Mechanic	1 1,600.00	1 1,600.00	1 1,600.00	
Searcher	1 1,600.00	1 1,600.00	1 1,600.00	
Storekeeper and inspector (reimb.)	1 1,600.00	1 1,600.00	1 1,600.00	
Typist and deputy collector in charge	1 1,600.00	1 1,600.00	1 1,600.00	
Mounted inspectors	2 1,597.00	2 1,597.00	2 1,597.00	
Samplers	61 1,597.00	61 1,597.00	58 1,596.00	
Storekeepers	22 1,595.00	22 1,595.00	22 1,595.00	
Openers and packers	466 1,580.00	466 1,580.00	466 1,580.00	
Deputy collectors and inspectors	29 1,577.00	29 1,577.00	31 1,577.00	
Inspectors	8 1,575.00	8 1,575.00	8 1,575.00	
Typists	4 1,575.00	4 1,575.00	4 1,575.00	
Deputy collectors and clerks	7 1,557.00	7 1,557.00	6 1,566.00	
Clerks and inspectors	2 1,550.00	2 1,550.00	2 1,550.00	
Stenographers and typewriters	22 1,520.00	22 1,520.00	23 1,520.00	
Customs guards	332 1,546.00	332 1,546.00	332 1,544.00	
Messengers	38 1,545.00	38 1,545.00	38 1,545.00	
Clerks	342 1,537.00	342 1,537.00	336 1,537.00	
Deputy collectors in charge	10 1,540.00	10 1,540.00	11 1,536.00	
Deputy collectors	3 1,533.00	3 1,533.00	3 1,533.00	
Undercustoms clerks	3 1,533.00	3 1,533.00	3 1,366.00	
Sugar samplers	41 1,515.00	41 1,515.00	41 1,515.00	
Assistant storekeeper (reimb.)	1 1,500.00	1 1,500.00	1 1,500.00	
Boatman	1 1,500.00	1 1,500.00	1 1,500.00	
Carpenters	2 1,500.00	2 1,500.00	2 1,500.00	
Chauffeurs	6 1,500.00	6 1,500.00	6 1,500.00	
Clerk and inspectress	1 1,500.00	1 1,500.00	1 1,500.00	
Clerk-stenographers	3 1,500.00	3 1,500.00	3 1,500.00	
Clerk-typists	3 1,500.00	3 1,500.00	1 1,500.00	
Customs roundsman	1 1,500.00	1 1,500.00	1 1,500.00	
Elevator conductors	10 1,500.00	10 1,500.00	10 1,500.00	
Elliott-Fisher machine operator	1 1,500.00	1 1,500.00	1 1,500.00	
Entry clerk	1 1,500.00	1 1,500.00	1 1,500.00	
Foreman	1 1,500.00	1 1,500.00	1 1,500.00	
Foremen of laborers	2 1,500.00	2 1,500.00	2 1,500.00	
Laboratory helper	1 1,500.00	1 1,500.00	1 1,500.00	
Messenger-clerks	2 1,500.00	2 1,500.00	2 1,500.00	
Messenger-inspector	1 1,500.00	1 1,500.00	1 1,500.00	
Multigraph operator	1 1,500.00	1 1,500.00	1 1,500.00	
Stenographer-clerks	5 1,500.00	5 1,500.00	5 1,500.00	
Telephone operator	1 1,500.00	1 1,500.00	1 1,500.00	
Typist-clerk	1 1,500.00	1 1,500.00	1 1,500.00	
Watchmen	3 1,500.00	3 1,500.00	3 1,500.00	
Salary range, \$1,320 to \$1,680; average, \$1,500—				
Inspectors	15 1,454.00	15 1,454.00	15 1,454.00	
Deputy collector in charge	1 1,440.00	1 1,440.00	1 1,440.00	
Deputy collectors and clerks	2 1,430.00	2 1,430.00	2 1,430.00	
Storekeepers	7 1,409.00	7 1,409.00	7 1,409.00	

Estimates of appropriations required for the service of the fiscal year ending June 30, 1927—Continued

General object (title of appropriation), date of acts, references to Statutes at Large, or to Revised Statutes, and estimated amount required for each detailed object	Estimated expenditures, 1927 appropriation		Estimated expenditures, 1926 appropriation		Expended and obligated, 1925		Total amount to be appropriated under each head of appropriation	Amount appropriated for the fiscal year ending June 30, 1926
Collecting the Revenue from Customs—Continued.								
Field service—Continued.								
Salaries—Continued.								
Salary range, \$1,320 to \$1,680; average, \$1,500—Con.	No.	Average—Salary	No.	Average—Salary	No.	Average—Salary		
Deputy collectors and inspectors.....	4	\$1,408.00	4	\$1,408.00	4	\$1,408.00		
Clerks.....	6	1,400.00	6	1,400.00	8	1,400.00		
Clerks and stenographers.....	2	1,400.00	2	1,400.00	2	1,400.00		
Deputy collector.....	1	1,400.00	1	1,400.00	1	1,400.00		
Keeper of scales.....	1	1,400.00	1	1,400.00	1	1,400.00		
Messenger-deck hand.....	1	1,400.00	1	1,400.00	1	1,400.00		
Stamper.....	1	1,400.00	1	1,400.00	1	1,400.00		
Stenographer and typist.....	1	1,400.00	1	1,400.00	1	1,400.00		
Typist-clerk.....	1	1,400.00	1	1,400.00	1	1,400.00		
Messengers.....	72	1,384.00	72	1,384.00	72	1,384.00		
Attendants.....	7	1,331.00	7	1,331.00	7	1,331.00		
Laborers.....	218	1,325.00	218	1,325.00	217	1,325.00		
Watchmen.....	14	1,322.00	14	1,322.00	14	1,322.00		
Fireman.....	1	1,320.00	1	1,320.00	1	1,320.00		
Laborers.....	552	1,320.00	552	1,320.00	552	1,320.00		
Messenger and laborer.....	1	1,320.00	1	1,320.00	1	1,320.00		
Telephone operators.....	2	1,320.00	2	1,320.00	2	1,320.00		
Salary range, \$1,140 to \$1,500; average, \$1,320—								
Inspectress.....	1	1,300.00	1	1,300.00	1	1,300.00		
Telephone operators.....	2	1,300.00	2	1,300.00	2	1,300.00		
Inspectors.....	3	1,277.00	3	1,277.00	3	1,277.00		
Deputy collectors and inspectors.....	3	1,268.00	3	1,268.00	3	1,268.00		
Messengers.....	67	1,254.00	67	1,254.00	67	1,254.00		
Laborers.....	12	1,247.00	12	1,247.00	12	1,247.00		
Attendant.....	1	1,240.00	1	1,240.00	1	1,240.00		
Storekeepers.....	3	1,266.00	3	1,266.00	3	1,266.00		
Clerks.....	4	1,225.00	4	1,225.00	4	1,225.00		
Laborers.....	9	1,213.00	9	1,213.00	9	1,213.00		
Deck hands.....	3	1,200.00	3	1,200.00	3	1,200.00		
Deputy collector in charge.....	1	1,200.00	1	1,200.00	1	1,200.00		
Deputy collector and clerk.....	1	1,200.00	1	1,200.00	1	1,200.00		
Elevator conductor.....	1	1,200.00	1	1,200.00	1	1,200.00		
Messenger boy.....	1	1,200.00	1	1,200.00	1	1,200.00		
Messenger-laborer.....	1	1,200.00	1	1,200.00	1	1,200.00		
Stenographers and typists.....	4	1,175.00	4	1,175.00	4	1,175.00		
Typist.....	1	1,200.00	1	1,200.00	1	1,200.00		
Watchmen.....	3	1,200.00	3	1,200.00	3	1,200.00		
Salary range, \$1,020 to \$1,260; average, \$1,140—								
Deputy collector and inspector.....	1	1,100.00	1	1,100.00	1	1,100.00		
Marine gas engineer.....	1	1,100.00	1	1,100.00	1	1,100.00		
Messengers.....	32	1,130.00	32	1,130.00	25	1,092.00		
Laborer.....	1	1,080.00	1	1,080.00	1	1,080.00		
Laborers.....	21	1,080.00	21	1,080.00	21	1,080.00		
Stenographer and typist.....	1	1,000.00	1	1,000.00	1	1,000.00		
Salary range, \$900 to \$1,140; average, \$1,020—								
Deputy collector in charge.....	1	1,000.00	1	1,000.00	1	1,000.00		
Special examiner of drugs.....	1	1,000.00	1	1,000.00	1	1,000.00		
Messengers.....	7	985.00	7	985.00	6	983.00		
Inspector.....	1	966.00	1	966.00	1	966.00		
Laborer.....	1	960.00	1	960.00	1	960.00		
Laborer.....	1	960.00	1	960.00	1	960.00		
Deputy collector and inspector.....	1	950.00	1	950.00	1	950.00		
Messenger boys.....	52	900.00	52	900.00	52	900.00		
Salary range, \$780 to \$1,020; average, \$900—								
Stitch counter.....	1	840.00	1	840.00	1	840.00		
Deputy collector and inspector.....	1	840.00	1	840.00	1	840.00		
Laborer.....	1	840.00	1	840.00	1	840.00		
Messenger boys.....	9	840.00	9	840.00	9	840.00		
Opener and packer.....	1	840.00	1	840.00	1	840.00		
Deputy collector in charge.....	1	800.00	1	800.00	1	800.00		
Inspector.....	1	800.00	1	800.00	1	800.00		
Salary range, \$600 to \$780; average, \$690—								
Inspectors.....	2	719.00	2	719.00	1	730.00		
Customs guard.....	1	708.00	1	708.00	1	708.00		
Deputy collector and clerk.....					1	665.00		
Deputy collectors in charge.....	3	637.00	3	637.00	3	637.00		
Laborer.....	1	660.00	1	660.00	1	660.00		
Deputy collector and inspector.....	1	600.00	1	600.00	1	600.00		
Salary range, \$420 to \$600; average, \$510—								
Clerks.....	2	523.00	2	523.00	2	523.00		
Deputy collectors.....	7	480.00	7	480.00	7	480.00		
Deputy collectors and inspectors.....	13	480.00	13	480.00	12	480.00		
Deputy collectors in charge.....	41	479.00	41	479.00	41	479.00		
Inspectors.....	2	465.00	2	465.00	2	465.00		
Deputy collector and clerk.....	1	450.00	1	450.00	1	450.00		
Inspectress.....	1	500.00	1	500.00	1	500.00		
Janitor.....	1	480.00	1	480.00	1	480.00		
Laborer.....	1	480.00	1	480.00	1	480.00		
Storekeeper.....	1	480.00	1	480.00	1	480.00		
Typist-telephone operator.....	1	480.00	1	480.00	1	480.00		
Salary range, \$240 to \$420; average, \$330—								
Deputy collectors and inspectors.....	16	327.00	16	327.00	14	326.00		
Deputy collectors in charge.....	7	319.00	7	319.00	7	319.00		
Clerks.....	2	300.00	2	300.00	2	300.00		
Deputy collector.....	1	300.00	1	300.00	1	300.00		
Deputy collector and inspectress.....	1	300.00	1	300.00	1	300.00		
Interpreter.....	1	300.00	1	300.00	1	300.00		
Janitor.....	1	300.00	1	300.00	1	300.00		
Storekeepers.....	2	300.00	2	300.00	2	300.00		
Storekeeper and inspector.....	1	300.00	1	300.00	1	300.00		
Inspectors.....	8	298.00	8	298.00	8	298.00		
Laborer (classified).....	1	240.00	1	240.00	1	240.00		
Mechanical assistant to United States chemist.....	1	240.00	1	240.00	1	240.00		

Estimates of appropriations required for the service of the fiscal year ending June 30, 1927—Continued

General object (title of appropriation), date of acts, references to Statutes at Large, or to Revised Statutes, and estimated amount required for each detailed object	Estimated expenditures, 1927 appropriation		Estimated expenditures, 1926 appropriation		Expended and obligated, 1925	Total amount to be appropriated under each head of appropriation	Amount appropriated for the fiscal year ending June 30, 1926
Collecting the Revenue from Customs—Continued.							
	Average— No. Salary		Average— No. Salary		Average— No. Salary		
Field service—Continued.							
Salaries—Continued.							
Salary range, less than \$240—							
Superintendent of electrical and mechanical equipment.....	17	\$147.00	17	\$147.00	17	\$200.00	
Inspectors.....	2	90.00	2	90.00	2	90.00	
Deputy collectors and clerks.....	24	56.00	24	56.00	24	56.00	
Deputy collectors and inspectors.....	1	60.00	1	60.00	1	60.00	
Janitor.....	43	10.00	43	10.00	43	10.00	
Deputy collectors.....	11	1.00	11	1.00	11	1.00	
Watchmen.....	241,671.00		241,671.00		241,671.12		
Temporary employees and day laborers.....							
Total average number of employees.....	8,190		8,190		8,121 ¹		
Total salaries and wages, field service.....	16,331,769.00		16,332,636.00		16,187,418.08		
Deduct for lapses from vacancies.....			135,727.00				
	16,331,769.00		16,196,909.00		16,187,418.08		
Deduct for reimbursable salaries.....	472,875.00		472,875.00		464,883.00		
	15,858,894.00		15,724,034.00		15,722,535.08		
Deduct expenditures for personal services included in objects named below.....	3,500.00		3,500.00		3,500.00		
Net salaries and wages, field service.....	15,855,394.00		15,720,534.00		15,719,035.08		
01 Total personal services.....	15,931,374.00		15,783,014.00		15,780,033.08		
Supplies and materials:							
0200 Stationery and office supplies.....	4,236.00		5,500.00		7,234.93		
0210 Medical and hospital supplies.....	80.00		72.00		78.55		
0220 Scientific and educational supplies.....	7,100.00		5,500.00		7,080.27		
0230 Fuel.....	73,500.00		30,000.00		41,391.26		
0280 Sundry supplies.....	40,600.00		10,000.00		40,563.57		
0290 Materials.....	1,700.00		1,380.00		1,734.86		
02 Total supplies and materials.....	127,216.00		52,452.00		98,089.44		
04 Storage and care of vehicles.....	6,400.00		5,000.00		2,227.50		
Communication service:							
0500 Telegraph service.....	1,600.00		1,500.00		1,579.90		
0510 Telephone service.....	145,000.00		140,000.00		144,161.02		
0520 Registration fees, postage on foreign mail, etc.....	1,500.00		1,500.00		1,540.65		
05 Total communication service.....	148,100.00		143,000.00		147,281.57		
06 Travel expenses.....	239,700.00		165,000.00		239,772.43		
07 Transportation of things (service).....	276,000.00		261,494.00		275,348.86		
08 Printing and binding.....	4,000.00		4,000.00		3,921.02		
09 Advertising and publication of notices.....	1,200.00		700.00		896.92		
10 Furnishing of heat, light, and power.....	7,700.00		7,500.00		7,701.30		
11 Rents of buildings and structures.....	99,165.00		99,165.00		99,071.88		
12 Repairs and alterations.....	68,000.00		23,000.00		25,755.17		
13 Special and miscellaneous current expenses.....	40,000.00		15,000.00		39,653.38		
Equipment:							
3010 Furniture, furnishings, and fixtures.....	65,000.00		20,000.00		58,013.06		
3020 Education and scientific.....	15,000.00		5,000.00		7,703.91		
3050 Other equipment.....	28,278.00		10,000.00		25,110.94		
30 Total equipment.....	108,278.00		35,000.00		90,827.91		
Total.....	17,057,125.00		16,594,325.00		16,810,578.46		
Deduct reimbursable contingent expenditures.....	127,125.00		127,125.00		135,117.00		
	16,930,000.00		16,467,200.00		16,675,461.46		
¹ For operation of bindery at New York customhouse.							
Scales for Customs Service—							
Scales for Customs Service: For construction and installation of special automatic and recording scales for weighing merchandise, and so forth, in connection with imports at the various ports of entry under direction of the Secretary of the Treasury, including not to exceed \$4,400 for personal services in the District of Columbia (act Jan. 22, 1925, vol. 43, p. 769).....						\$100,000.00	\$95,000.00

Estimates of appropriations required for the service of the fiscal year ending June 30, 1927—Continued

General object (title of appropriation), date of acts, references to Statutes at Large, or to Revised Statutes, and estimated amount required for each detailed object				Total amount to be appropriated under each head of appropriation	Amount appropriated for the fiscal year ending June 30, 1926
Scales for Customs Service—Continued.					
	Estimated expenditures, 1927 appropriation	Estimated expenditures, 1926 appropriation	Expended and obligated, 1925		
Departmental service:					
Salaries—					
Professional and scientific service—					
Grade 4, \$3,800 to \$5,000; average, \$4,400—	Average— No. 1 Salary \$4,400	Average— No. 1 Salary \$4,392	Average— No. 1 Salary \$3,800		
Engineer.....					
01 Total average number of employees.....	1 4,400	1 4,392	1 3,800		
Total salaries, departmental service.....					
The difference between 1927 and 1926 is due to increase in salary, being effective only from July 6, 1925, and for full 12 months in 1927, \$8.30.					
05 Communication service.....	4.00	4.00	3.30		
06 Travel expenses.....	1,000.00	1,000.00	992.61		
30 Equipment, weighing.....	94,598.00	89,604.00	91,508.00		
Total.....	100,000.00	95,000.00	96,298.91		
Compensation in Lieu of Moieties—					
For compensation in lieu of moieties in certain cases under the customs laws (acts Sept. 21, 1922, vol. 42, p. 988, sec. 619; Jan. 22, 1925, vol. 43, p. 769).....				\$155,000.00	\$30,000.00
	Estimated expenditures, 1927 appropriation	Estimated expenditures, 1926 appropriation	Expended and obligated, 1925		
5340 Awards.....	\$155,000	\$30,000	\$154,925		
Indefinite appropriations:					
Refund of Excessive Duties (Customs)—					
To enable the Secretary of the Treasury to refund duties and correct errors in liquidation of entries in the following cases:					
(1) Whenever it is ascertained on final liquidation or reliquidation of an entry that more money has been deposited or paid than was required by law to be so deposited or paid;					
(2) Whenever it is determined in the manner required by law that any fees, charges, or exactions, other than duties, have been erroneously collected;					
(3) Whenever a manifest clerical error is discovered in any entry or liquidation within one year after the date of entry, or within sixty days after liquidation when liquidation is made more than ten months after the date of entry; and					
(4) Whenever duties have been paid on household or personal effects which by law were not subject to duty, notwithstanding a protest was not filed within the time and in the manner prescribed by law (act Sept. 21, 1922, vol. 42, p. 973, sec. 520).....				7,000,000.00	6,600,000.00
	Estimated expenditures, 1927 appropriation	Estimated expenditures, 1926 appropriation	Expended and obligated, 1925		
5312 Refund of customs duties or deposits.....	\$7,000,000.00	\$6,600,000.00	\$7,118,774.02		
Debentures or Drawbacks, Bounties, or Allowances (Customs)—					
Indefinite appropriation for the payment of debentures or drawbacks, bounties, and allowances, which are or may be authorized and payable according to laws authorizing them: <i>Provided</i> , That the collectors of customs shall be the disbursing agents to pay the same (<i>R. S.</i> , p. 725, sec. 3639; acts Oct. 1, 1890, vol. 26, p. 617, sec. 25; Aug. 5, 1909, vol. 36, p. 90, sec. 25; Sept. 21, 1922, vol. 42, pp. 940-941, 977, secs. 313, 557).....				13,000,000.00	13,000,000.00
	Estimated expenditures, 1927 appropriation	Estimated expenditures, 1926 appropriation	Expended and obligated, 1925		
5317 Drawbacks, customs.....	\$13,000,000.00	\$13,000,000.00	\$15,277,106.74		

Estimates of appropriations required for the service of the fiscal year ending June 30, 1927—Continued

General object (title of appropriation), date of acts, references to Statutes at Large, or to Revised Statutes, and estimated amount required for each detailed object				Total amount to be appropriated under each head of appropriation	Amount appropriated for the fiscal year ending June 30, 1926
Miscellaneous Indefinite Appropriations—					
Refunding moneys erroneously received and covered (customs) (<i>R. S., p. 725, sec. 3689</i>).....				\$7,500.00	\$20,000.00
Refunding penalties or charges erroneously exacted (customs) (<i>act June 26, 1884, vol. 23, p. 59, sec. 26</i>).....					
Proceeds of goods seized and sold (customs) (<i>R. S., p. 726, sec. 3689</i>).....					
Refunding proceeds of unclaimed merchandise (customs) (<i>R. S., p. 726, sec. 3689</i>).....					
	Estimated expenditures, 1927 appropriation	Estimated expenditures, 1926 appropriation	Expended and obligated, 1925		
53 Refunds, awards, and indemnities.....	\$7,500.00	\$20,000.00	\$8,335.90		
Special fund:					
Philippine Special Fund (Customs)—					
That * * * all duties and taxes collected in the United States upon articles coming from the Philippine Archipelago and upon foreign vessels coming therefrom, shall not be covered into the general fund of the Treasury of the United States, but shall be held as a separate fund and paid into the treasury of the Philippine Islands, to be used and expended for the government and benefit of said islands (<i>act Mar. 8, 1902, vol. 32, p. 54, sec. 4</i>).....				2,500.00	2,500.00
	Estimated expenditures, 1927 appropriation	Estimated expenditures, 1926 appropriation	Expended and obligated, 1925		
5310 Refund of taxes and duties not specified.....	\$2,500	\$2,500			
Total, Customs Service.....				37,258,000.00	36,278,700.00
BUREAU OF THE BUDGET					
Salaries and Expenses, Bureau of the Budget—					
Director, \$10,000; Assistant Director, \$7,500; for all other necessary expenses of the bureau, including compensation of attorneys and other employees in the District of Columbia in accordance with the classification act of 1923; <i>contract stenographic reporting services</i> , telegrams, telephone service, law books, books of reference, periodicals, stationery, furniture, office equipment, other supplies, traveling expenses, street-car fares, [per diem in lieu of subsistence not exceeding \$4 for officers and employees while absent from the seat of government on official duty], \$147,500; in all (<i>acts June 10, 1921, vol. 42, pp. 22, 23, secs. 207, 208; Jan. 22, 1925, vol. 43, p. 769</i>).....				165,000.00	165,000.00
	Estimated expenditures, 1927 appropriation	Estimated expenditures, 1926 appropriation	Expended and obligated, 1925		
Departmental service:					
Salaries—					
Clerical, administrative, and fiscal service—					
Grade 14, \$7,500 and over—	<i>Average—</i>	<i>Average—</i>	<i>Average—</i>		
Special executive officer (Director).....	No. Salary	No. Salary	No. Salary		
Grade 13, \$6,000 to \$7,500; average, \$6,750—	1 \$10,000	1 \$10,000	1 \$5,500		
Executive officer (Assistant Director).....	1 7,500	1 7,500	1 7,500		
Grade 12, \$5,200 to \$6,000; average, \$5,600—					
Senior administrative officer—					
Executive assistant.....	1 5,400	1 5,200	1 5,200		
Chief, Division of Estimates.....	1 5,400	1 5,200	1 5,200		
Chief investigators (assistants to the Director)	5 5,640	4 5,600	5 5,600		
Grade 11, \$3,800 to \$5,000; average, \$4,400—					
Assistant chief investigators (investigators).....	14 4,043	14 3,843	14 3,843		
Grade 10, \$3,300 to \$3,900; average, \$3,600—					
Junior administrative officer—					
Chief clerk and assistant.....	1 3,400	1 3,300	1 3,300		
Assistant chief, Division of Estimates.....	1 3,400	1 3,300	1 3,300		
Grade 9, \$2,100 to \$2,700; average, \$2,400—					
Principal clerks.....	2 2,300	2 2,300	2 2,300		
Chief stenographer.....			1 2,100		
Grade 8, \$1,800 to \$2,400; average, \$2,111.42—					
Senior clerk.....	1 2,100	1 2,100	1 2,100		
Head stenographers.....	2 2,300	2 2,300	2 2,300		
Grade 4, \$1,050 to \$2,040; average, \$1,560—					
Clerks.....	2 1,830	2 1,770	2 1,770		
Grade 3, \$1,500 to \$1,860; average, \$1,680—					
Assistant clerk-stenographer.....	1 1,680	1 1,680	1 1,680		

Estimates of appropriations required for the service of the fiscal year ending June 30, 1927—Continued

General object (title of appropriation), date of acts, references to Statutes at Large, or to Revised Statutes, and estimated amount required for each detailed object				Total amount to be appropriated under each head of appropriation	Amount appropriated for the fiscal year ending June 30, 1926
Salaries and Expenses, Bureau of the Budget—Continued.					
	Estimated expenditures, 1927 appropriation	Estimated expenditures, 1926 appropriation	Expended and obligated, 1925		
Departmental service—Continued.					
Salaries—Continued.					
Clerical, administrative, and fiscal service—Con.	Average—	Average—	Average—		
Grade 2, \$1,320 to \$1,680; average, \$1,500—	No. Salary	No. Salary	No. Salary		
Junior clerk.....	1 \$1,680	1 \$1,680	1 \$1,680		
Junior stenographer.....	1 1,320	1 1,320	1 1,320		
Professional and scientific service—					
Grade 5, \$5,200 to \$6,000; average, \$5,600—					
Senior attorney (counsel).....	1 5,400	1 5,200	1 5,200		
Grade 2, \$2,400 to \$3,000; average, \$2,700—					
Assistant attorney.....	1 2,500	1 2,400	1 2,400		
Subprofessional service—					
Grade 6, \$1,860 to \$2,400; average, \$2,111.42—					
Senior library assistant (reference librarian).....			1 2,100		
Custodial service—					
Grade 3, \$1,020 to \$1,260; average, \$1,080—					
Messengers.....	3 1,260	3 1,260	3 1,260		
Total number of employees.....	40	39 ¹ / ₂	40 ¹ / ₂		
01 Total personal services.....	151,222.00	145,994.00	143,967.19		
The difference between 1927 and 1926 is due to increase in salaries, \$5,228.					
02 Supplies and materials.....	2,500.00	2,500.00	859.15		
Communication service:					
0500 Telegraph service.....	300.00	300.00	12.55		
0510 Telephone service.....	900.00	900.00	684.82		
05 Total communication service.....	1,200.00	1,200.00	697.37		
06 Travel expenses.....	6,408.00	6,408.00	700.40		
07 Transportation of things.....	50.00	50.00	15.62		
Printing, binding, photographic, and stenographic work (service):					
0820 Stenographic work, typewriting, and duplicating work (job work).....	2,360.00				
0830 Photographing and making photographs and prints (job work).....	60.00	60.00	25.24		
08 Total printing, binding, photographic, and stenographic work (service).....	2,420.00	60.00	25.24		
11 Rent.....	250.00	250.00	246.25		
12 Repairs to equipment.....	300.00	300.00	31.44		
Equipment:					
3010 Furniture, furnishings, and fixtures.....	500.00	500.00			
3020 Educational, scientific, and recreational equipment.....	150.00	150.00	154.90		
30 Total equipment.....	650.00	650.00	154.90		
Reserve.....		7,588.00			
Unexpended balance.....			13,312.44		
Total.....	165,000.00	165,000.00	160,010.00		
Printing and Binding, Bureau of the Budget—					
For printing and binding (acts Mar. 20, 1922, vol. 42, p. 436, sec. 1; Jan. 22, 1925, vol. 43, p. 769).....				\$25,000.00	\$25,000.00
	Estimated expenditures, 1927 appropriation	Estimated expenditures, 1926 appropriation	Expended and obligated, 1925		
02011 Printed forms and letterheads.....	\$1,000.00	\$1,000.00	\$152.43		
0800 Printing and binding.....	24,000.00	24,000.00	24,823.44		
Total printing and binding.....	25,000.00	25,000.00	24,975.87		
Total, Bureau of the Budget.....				190,000.00	190,000.00

Estimates of appropriations required for the service of the fiscal year ending June 30, 1927—Continued

General object (title of appropriation), date of acts, references to Statutes at Large, or to Revised Statutes, and estimated amount required for each detailed object				Total amount to be appropriated under each head of appropriation	Amount appropriated for the fiscal year ending June 30, 1926	
FEDERAL FARM LOAN BUREAU						
Salaries, Federal Farm Loan Board (Special Fund)—						
Salaries: For six members of the board, at \$10,000 each; and for personal services in the District of Columbia [in accordance with the classification act of 1923] and [for personal services] in the field, [\$139,600;] \$293,000; in all, [\$199,600] \$353,000, payable from assessments upon Federal and joint stock land banks, and Federal intermediate credit banks, of which amount not to exceed [\$133,180] \$160,000 may be expended for personal services in the District of Columbia (acts July 17, 1916, vol. 39, pp. 360-384, secs. 1-35; Mar. 4, 1923, vol. 42, p. 1473, secs. 301-302; Jan. 22, 1925, vol. 43, p. 769; Mar. 4, 1925, vol. 43, p. 1262, sec. 4)						
				\$353,000.00	\$289,600.00	
NOTE.—Increase due to transfer of salary items from other appropriations.						
[Positions under Federal Farm Loan Bureau not subject to classification act of 1923. See Public, No. 599, 68th Cong., vol. 43, p. 1262]						
		Estimated expenditures, 1927 appropriation	Estimated expenditures, 1926 appropriation	Expended and obligated, 1925		
Departmental service:						
Salaries—						
Salary ranges—		Average—	Average—	Average—		
\$7,500 and over—	No.	Salary	No.	Salary	No.	Salary
Members Farm Loan Board	6	\$10,000	6	\$10,000	5½	\$10,000
\$6,000 to \$7,500—						
Administrative assistant	1	7,500	1		1	
\$5,200 to \$6,000—						
Secretary, Farm Loan Board	1	5,200	1	5,200	1	5,200
\$3,900 to \$5,000—						
Supervising appraiser	1	4,200	1	4,200	1	4,033
Custodian of securities	1	4,200	1	4,200	1	3,633
\$3,300 to \$3,900—						
Auditor	1	3,600	1		1	
\$2,700 to \$3,300—						
Examiners of securities	4	2,700	4	2,700	4½	2,717
\$2,100 to \$2,700—						
Private secretaries	6	2,300	6	2,300	6	2,300
Executive clerk	1	2,240	1		1	
Assistant auditor	1	2,100	1	2,100	1½	2,100
\$1,860 to \$2,400—						
Clerks	3	1,920	3	1,920	2	1,950
\$1,680 to \$2,040—						
Clerks	7	1,680	2	1,680	5½	1,682
Stenographers	7	1,680	2	1,680	3	1,680
\$1,320 to \$1,680—						
Clerks	9	1,347	3	1,360	8	1,365
\$1,020 to \$1,260—						
Messengers	4	1,080	3	1,080	3	1,080
Total average number of employees	53		33		41½	
Total salaries, departmental service		159,400.00		120,100.00		131,637.50
The difference between 1927 and 1926 is due to transfer of salary items from "Expenses of additional personnel, Federal Farm Loan Board," viz, positions transferred		\$39,300				
Field service:						
Salaries—						
Salary ranges—						
\$3,800 to \$5,000—						
Registrars	12	5,000	12	5,000	12	4,250
Land bank examiners	3	4,733	2	4,600	2	4,119
Reviewing appraisers	8	5,000	12	5,000	3½	5,000
\$3,000 to \$3,600—						
Land bank examiners	2	3,300	3	3,300	3	3,188
\$2,400 to \$3,000—						
National farm loan association examiners	20	2,500	21	2,500	18½	2,500
\$1,860 to \$2,400—						
Deputy registrars	12	1,900				
Total average number of employees	57		50		39½	
Total salaries, field service		193,600.00		191,600.00		134,767.34
The difference between 1927 and 1926 is due to transfer of salary items from "Expenses of additional personnel, Federal Farm Loan Board," and new positions:						
Position transferred		\$5,000				
New positions, authorized by farm loan act but not included heretofore in estimates: 12 deputy registrars, at \$1,900		22,800				
Total		27,800				
Less decrease in force		25,800				
Net increase		2,000				
Total personal services		353,000.00		311,700.00		266,404.84
Paid from "Expenses of additional personnel" in years indicated						

¹ Paid from "Expenses of additional personnel" in years indicated.

Estimates of appropriations required for the service of the fiscal year ending June 30, 1927—Continued

General object (title of appropriation), date of acts, references to Statutes at Large, or to Revised Statutes, and estimated amount required for each detailed object				Total amount to be appropriated under each head of appropriation	Amount appropriated for the fiscal year ending June 30, 1926
Miscellaneous Expenses, Federal Farm Loan Board (Special Fund)— For traveling expenses of the members of the board and its officers and employees; per diem in lieu of subsistence, not exceeding \$4; and contingent and miscellaneous expenses, including books of reference and maps; and for the examination of national farm loan associations; [including personal services and traveling expenses,] [\$128,000] \$100,000; payable from assessments upon Federal and joint stock land banks and Federal intermediate credit banks; [Provided, That no person shall be employed hereunder at a rate of compensation exceeding \$2,500 per annum;] [Provided further, That \$1,260 of this sum may be expended for clerk hire in the District of Columbia] (acts July 17, 1916, vol. 39, pp. 360-384, secs. 1-35; Sept. 8, 1916, vol. 39, p. 803, sec. 1; Mar. 4, 1923, vol. 42, p. 1473; Jan. 22, 1925, vol. 43, p. 769; Mar. 4, 1925, vol. 43, p. 1262)				\$100,000.00	\$128,000.00
	Estimated expenditures, 1927 appropriation	Estimated expenditures, 1926 appropriation	Expended and obligated, 1925		
Supplies and materials:					
0200 Stationery and office supplies.....	\$900.00	\$900.00	\$841.47		
02 Total supplies and materials.....	900.00	900.00	841.47		
Communication service:					
0500 Telegraph service.....	3,000.00	3,000.00	2,191.94		
0510 Telephone service.....	1,400.00	1,400.00	1,307.74		
05 Total communication service.....	4,400.00	4,400.00	3,499.68		
Travel expenses:					
0615 Transportation.....	32,500.00	33,500.00	21,683.64		
0616 Subsistence.....	53,200.00	57,700.00	43,111.42		
06 Total travel expenses.....	85,700.00	91,200.00	64,800.06		
08 Printing and binding.....	6,000.00	6,000.00	(1)		
30 Equipment.....	3,000.00	3,000.00	3,755.31		
Total.....	100,000.00	105,500.00	72,896.52		
1 Payable from printing and binding, Treasury Department, in 1925.					
Total, Federal Farm Loan Bureau.....				453,000.00	417,600.00
OFFICE OF TREASURER OF THE UNITED STATES					
Salaries, Office of Treasurer of United States— Salaries: For Treasurer of the United States, \$8,000; for personal services in the District of Columbia in accordance with the classification act of 1923, [\$1,065,000] \$1,052,000; in all (acts Mar. 4, 1909, vol. 35, p. 1065; Jan. 22, 1925, vol. 43, p. 770)				1,060,000.00	1,073,000.00
	Estimated expenditures, 1927 appropriation	Estimated expenditures, 1926 appropriation	Expended and obligated, 1925		
Departmental service:					
Salaries—					
Clerical, administrative, and fiscal service—	Average—	Average—	Average—		
Grade 13, \$6,000 to \$7,500; average, \$6,750—	No. Salary	No. Salary	No. Salary		
Executive officer.....	1 \$8,000	1 \$8,000	1 \$8,000		
Grade 12, \$5,200 to \$6,000; average, \$5,600—					
Senior administrative officers.....	2 5,400	2 5,400	2 5,200		
Grade 11, \$3,800 to \$5,000; average, \$4,400—					
Administrative officers.....	4 4,100	4 4,100	4 3,855		
Grade 9, \$3,000 to \$3,600; average, \$3,300—					
Senior administrative officers.....	6 3,300	6 3,300	6 3,233		
Grade 8, \$2,700 to \$3,300; average, \$3,000—					
Administrative assistants.....	2 2,850	2 2,850	2 2,842		
Grade 7, \$2,400 to \$3,000; average, \$2,700—					
Junior administrative assistants.....	13 2,632	13 2,632	12 2,603		
Grade 6, \$2,100 to \$2,700; average, \$2,400—					
Principal clerks.....	16 2,381	16 2,381	16 2,341		
Grade 5, \$1,860 to \$2,400; average, \$2,111.42—					
Senior clerks.....	28 2,094	28 2,094	26 2,081		
Head stenographers.....	1 2,200	1 2,200	1 2,100		
Grade 4, \$1,680 to \$2,040; average, \$1,860—					
Clerks.....	43 1,825	43 1,825	44 1,828		
Clerk-stenographers.....	4 1,965	4 1,965	4 1,965		
Grade 3, \$1,500 to \$1,860; average, \$1,680—					
Assistant clerks.....	97 1,610	97 1,596	88 1,601		
Head typist.....	1 1,680	1 1,680	1 1,680		
Assistant clerk-stenographers.....	20 1,610	20 1,610	20 1,608		
Grade 2, \$1,320 to \$1,680; average, \$1,500—					
Junior clerks.....	113 1,441	113 1,425	108 1,434		
Senior typists.....	5 1,441	5 1,440	5 1,440		
Junior stenographers.....	9 1,407	9 1,407	9 1,407		
Junior clerk typists.....	16 1,406	16 1,406	16 1,406		
Junior clerk-stenographers.....	2 1,411	2 1,410	2 1,410		

Estimates of appropriations required for the service of the fiscal year ending June 30, 1927—Continued

General object (title of appropriation), date of acts, references to Statutes at Large, or to Revised Statutes, and estimated amount required for each detailed object					Total amount to be appropriated under each head of appropriation	Amount appropriated for the fiscal year ending June 30, 1926
Salaries, Office of Treasurer of United States—Continued.						
	Estimated expenditures, 1927 appropriation	Estimated expenditures, 1926 appropriation	Expended and obligated, 1925			
Departmental service—Continued.						
Salaries—Continued.						
Clerical, administrative, and fiscal service—Con.						
Grade 1, \$1,140 to \$1,500; average, \$1,320—						
Underclerks	Average— No. Salary	Average— No. Salary	Average— No. Salary			
Junior typist	221 \$1,312	231 \$1,312	258 $\frac{1}{2}$ \$1,303			
Underclerk typists	1 1,200	1 1,200	1 1,200			
	8 1,313	8 1,313	8 1,313			
Custodial service—						
Grade 4, \$1,140 to \$1,500; average, \$1,320—						
Head messengers	3 1,320	3 1,320	1 $\frac{1}{2}$ 1,255			
Grade 3, \$1,020 to \$1,260; average, \$1,140—						
Messengers	22 1,080	22 1,080	23 1,072			
Senior laborers	24 1,080	24 1,080	24 $\frac{1}{2}$ 1,084			
Grade 2, \$900 to \$1,140; average, \$1,020—						
Assistant messengers	10 930	10 930	8 930			
Junior laborers	9 966	9 966	9 $\frac{1}{2}$ 939			
Grade 1, \$600 to \$780; average, \$690—						
Junior messengers	13 655	13 655	14 $\frac{1}{2}$ 685			
Total average number of employees	694	704	718 $\frac{1}{2}$			
Reserve		3,000				
01 Total salaries, departmental service	1,060,000.00	1,973,000.00	1,080,344.24			
Salaries, Office of Treasurer of United States (National Currency, Reimbursable)—						
For personal services in the District of Columbia, in accordance with the classification act of 1923, in redeeming Federal reserve and national currency, [\$405,000] \$320,000, to be reimbursed by the Federal reserve and national banks (act Jan. 22, 1925, vol. 43, p. 770)					\$320,000.00	\$405,000.00
	Estimated expenditures, 1927 appropriation	Estimated expenditures, 1926 appropriation	Expended and obligated, 1925			
Departmental service:						
Salaries—						
Clerical, administrative, and fiscal service—						
Grade 11, \$3,800 to \$5,000; average, \$4,400—						
Administrative officer (superintendent)	Average— No. Salary	Average— No. Salary	Average— No. Salary			
Grade 10, \$3,300 to \$3,900; average, \$3,600—	1 \$5,000	1 \$5,000	1 \$4,850			
Junior administrative officer (assistant superintendent)	1 3,600	1 3,600	$\frac{1}{2}$ 3,600			
Grade 9, \$3,000 to \$3,600; average, \$3,300—						
Senior administrative assistant (assistant superintendent)			$\frac{1}{2}$ 3,450			
Grade 8, \$2,700 to \$3,300; average, \$3,000—						
Administrative assistant	1 3,000	1 3,000	1 2,833			
Grade 7, \$2,400 to \$3,000; average, \$2,700—						
Junior administrative assistant	1 2,800	1 2,792	1 2,925			
Grade 6, \$2,100 to \$2,700; average, \$2,400—						
Principal clerks	3 2,567	3 2,567	3 $\frac{1}{2}$ 2,596			
Principal accounting and auditing assistant	1 2,300	1 2,300	1 2,300			
Grade 5, \$1,860 to \$2,400; average, \$2,114.42—						
Senior clerks	3 2,233	3 2,233	3 2,233			
Grade 4, \$1,630 to \$2,040; average, \$1,850—						
Clerks	12 1,925	12 1,924	12 $\frac{1}{2}$ 1,899			
Clerk-stenographers	2 1,920	2 1,910	2 1,860			
Grade 3, \$1,500 to \$1,860; average, \$1,680—						
Assistant clerks	15 1,788	17 $\frac{1}{2}$ 1,773	34 1,707			
Grade 2, \$1,320 to \$1,630; average, \$1,500—						
Junior clerks	13 1,642	14 $\frac{1}{2}$ 1,641	20 $\frac{1}{2}$ 1,631			
Grade 1, \$1,140 to \$1,500; average, \$1,320—						
Underclerks	148 1,359	146 1,350	165 $\frac{1}{2}$ 1,309			
Custodial service—						
Grade 3, \$1,020 to \$1,260; average, \$1,140—						
Messengers	7 1,122	7 1,123	8 $\frac{1}{2}$ 1,107			
Guards	2 1,020	2 1,020	2 1,020			
Grade 2, \$900 to \$1,140; average, \$1,020—						
Assistant messenger	1 900	1 900				
Junior laborers	5 376	5 376	5 376			
Grade 1, \$600 to \$780; average, \$690—						
Junior messenger			1 774			
Total average number of employees	216	218	263 $\frac{1}{2}$			
01 Total salaries, departmental service	320,000	322,647	383,168			

Estimates of appropriations required for the service of the fiscal year ending June 30, 1927—Continued

General object (title of appropriation), date of acts, references to Statutes at Large, or to Revised Statutes, and estimated amount required for each detailed object				Total amount to be appropriated under each head of appropriation	Amount appropriated for the fiscal year ending June 30, 1926																																																																																																																																																																														
Indefinite appropriation: <i>Contingent Expenses, National Currency (Reimbursable)</i> — Indefinite appropriation to pay the charges for transportation and the cost of assorting national-bank notes and Federal reserve bank notes, except salaries, forwarded to the Treasury of the United States for redemption under the provisions of the act of June 20, 1874, and amendatory act of July 12, 1882, and the act of December 23, 1913, to be reimbursed by the Federal reserve and national banks (<i>acts June 20, 1874, vol. 18, p. 124, sec. 3; Mar. 3, 1875, vol. 18, p. 399, sec. 3; July 12, 1882, vol. 22, p. 163, sec. 6; Dec. 23, 1913, vol. 38, pp. 267-269, secs. 16-18</i>)				\$148, 000. 00	\$173, 605. 00																																																																																																																																																																														
<table><tr><td></td><td>Estimated expenditures, 1927 appropriation</td><td>Estimated expenditures, 1926 appropriation</td><td>Expended and obligated, 1925</td></tr><tr><td colspan="4">Supplies and materials:</td></tr><tr><td>0200 Stationery and office supplies.....</td><td>\$1,800.00</td><td>\$2,000.00</td><td>\$2,718.34</td></tr><tr><td>0220 Scientific and educational supplies.....</td><td>40.00</td><td>40.00</td><td>65.00</td></tr><tr><td>0230 Fuel.....</td><td>450.00</td><td>450.00</td><td>523.73</td></tr><tr><td>02 Total supplies and materials.....</td><td>2,290.00</td><td>2,490.00</td><td>3,307.07</td></tr><tr><td colspan="4">Communication service:</td></tr><tr><td>0500 Telegraph service.....</td><td>2.00</td><td>2.00</td><td>1.72</td></tr><tr><td>0510 Telephone service.....</td><td>85.00</td><td>85.00</td><td>92.37</td></tr><tr><td>05 Total communication service.....</td><td>87.00</td><td>87.00</td><td>94.09</td></tr><tr><td>07 Transportation of things (service).....</td><td>138,088.00</td><td>150,825.00</td><td>144,002.03</td></tr><tr><td>08 Printing and binding.....</td><td>4,500.00</td><td>12,000.00</td><td>4,863.50</td></tr><tr><td>10 Furnishing of heat, light, power, water, and electricity (service).....</td><td>1,000.00</td><td>1,000.00</td><td>1,260.89</td></tr><tr><td>12 Repairs and alterations.....</td><td>1,200.00</td><td>1,200.00</td><td>1,237.18</td></tr><tr><td>13 Special and miscellaneous current expenses.....</td><td>60.00</td><td>60.00</td><td>66.65</td></tr><tr><td>30 Equipment.....</td><td>775.00</td><td>775.00</td><td>1,765.36</td></tr><tr><td>Total.....</td><td>148,000.00</td><td>168,437.00</td><td>156,596.77</td></tr></table>					Estimated expenditures, 1927 appropriation	Estimated expenditures, 1926 appropriation	Expended and obligated, 1925	Supplies and materials:				0200 Stationery and office supplies.....	\$1,800.00	\$2,000.00	\$2,718.34	0220 Scientific and educational supplies.....	40.00	40.00	65.00	0230 Fuel.....	450.00	450.00	523.73	02 Total supplies and materials.....	2,290.00	2,490.00	3,307.07	Communication service:				0500 Telegraph service.....	2.00	2.00	1.72	0510 Telephone service.....	85.00	85.00	92.37	05 Total communication service.....	87.00	87.00	94.09	07 Transportation of things (service).....	138,088.00	150,825.00	144,002.03	08 Printing and binding.....	4,500.00	12,000.00	4,863.50	10 Furnishing of heat, light, power, water, and electricity (service).....	1,000.00	1,000.00	1,260.89	12 Repairs and alterations.....	1,200.00	1,200.00	1,237.18	13 Special and miscellaneous current expenses.....	60.00	60.00	66.65	30 Equipment.....	775.00	775.00	1,765.36	Total.....	148,000.00	168,437.00	156,596.77																																																																																																												
	Estimated expenditures, 1927 appropriation	Estimated expenditures, 1926 appropriation	Expended and obligated, 1925																																																																																																																																																																																
Supplies and materials:																																																																																																																																																																																			
0200 Stationery and office supplies.....	\$1,800.00	\$2,000.00	\$2,718.34																																																																																																																																																																																
0220 Scientific and educational supplies.....	40.00	40.00	65.00																																																																																																																																																																																
0230 Fuel.....	450.00	450.00	523.73																																																																																																																																																																																
02 Total supplies and materials.....	2,290.00	2,490.00	3,307.07																																																																																																																																																																																
Communication service:																																																																																																																																																																																			
0500 Telegraph service.....	2.00	2.00	1.72																																																																																																																																																																																
0510 Telephone service.....	85.00	85.00	92.37																																																																																																																																																																																
05 Total communication service.....	87.00	87.00	94.09																																																																																																																																																																																
07 Transportation of things (service).....	138,088.00	150,825.00	144,002.03																																																																																																																																																																																
08 Printing and binding.....	4,500.00	12,000.00	4,863.50																																																																																																																																																																																
10 Furnishing of heat, light, power, water, and electricity (service).....	1,000.00	1,000.00	1,260.89																																																																																																																																																																																
12 Repairs and alterations.....	1,200.00	1,200.00	1,237.18																																																																																																																																																																																
13 Special and miscellaneous current expenses.....	60.00	60.00	66.65																																																																																																																																																																																
30 Equipment.....	775.00	775.00	1,765.36																																																																																																																																																																																
Total.....	148,000.00	168,437.00	156,596.77																																																																																																																																																																																
Total, Office of Treasurer of the United States.....				1, 528, 000. 00	1, 651, 605. 00																																																																																																																																																																														
OFFICE OF COMPTROLLER OF THE CURRENCY																																																																																																																																																																																			
<i>Salaries, Office of Comptroller of the Currency</i> — Salaries: Comptroller of the Currency, \$5,000; for personal services in the District of Columbia, in accordance with the classification act of 1923 [\$221,000] \$215,000 (<i>act Jan. 22, 1925, vol. 43, p. 770</i>)				220, 000. 00	226, 000. 00																																																																																																																																																																														
<table><tr><td></td><td>Estimated expenditures, 1927 appropriation</td><td>Estimated expenditures, 1926 appropriation</td><td>Expended and obligated, 1925</td></tr><tr><td colspan="4">Departmental service:</td></tr><tr><td colspan="4">Salaries—</td></tr><tr><td colspan="4">Clerical, administrative, and fiscal service—</td></tr><tr><td>Grade 14, \$7,500 and over—</td><td><i>Average—</i></td><td><i>Average—</i></td><td><i>Average—</i></td></tr><tr><td>Special executive officer.....</td><td><i>No. Salary</i></td><td><i>No. Salary</i></td><td><i>No. Salary</i></td></tr><tr><td>Grade 11, \$3,800 to \$5,000; average, \$4,400—</td><td></td><td></td><td></td></tr><tr><td>Administrative officer.....</td><td>1 4,400</td><td>1 4,400</td><td>1 4,325</td></tr><tr><td>Grade 9, \$3,000 to \$3,600; average, \$3,300—</td><td></td><td></td><td></td></tr><tr><td>Senior administrative assistant.....</td><td>1 3,300</td><td>1 3,300</td><td>1 3,263</td></tr><tr><td>Grade 8, \$2,700 to \$3,300; average, \$3,000—</td><td></td><td></td><td></td></tr><tr><td>Administrative assistants.....</td><td>2 3,000</td><td>2 3,000</td><td>2 2,963</td></tr><tr><td>Grade 7, \$2,400 to \$3,000; average, \$2,700—</td><td></td><td></td><td></td></tr><tr><td>Junior administrative assistants.....</td><td>5 2,700</td><td>5 2,700</td><td>5 2,505</td></tr><tr><td>Grade 6, \$2,100 to \$2,700; average, \$2,400—</td><td></td><td></td><td></td></tr><tr><td>Principal clerks.....</td><td>5 2,400</td><td>5 2,400</td><td>5 2,185</td></tr><tr><td>Grade 5, \$1,800 to \$2,400; average, \$2,111.42—</td><td></td><td></td><td></td></tr><tr><td>Senior clerks.....</td><td>5 2,160</td><td>5 2,160</td><td>5 2,133</td></tr><tr><td>Senior clerk-stenographers.....</td><td>4 2,025</td><td>4 2,025</td><td>4 1,926</td></tr><tr><td>Grade 4, \$1,680 to \$2,040; average, \$1,860—</td><td></td><td></td><td></td></tr><tr><td>Clerks.....</td><td>7 1,963</td><td>7 1,963</td><td>8 1,950</td></tr><tr><td>Clerk-stenographers.....</td><td>7 1,834</td><td>7 1,834</td><td>7 1,618</td></tr><tr><td>Head operator-office devices.....</td><td>1 2,040</td><td>1 2,040</td><td>1 2,040</td></tr><tr><td>Grade 3, \$1,500 to \$1,860; average, \$1,680—</td><td></td><td></td><td></td></tr><tr><td>Assistant clerks.....</td><td>11 1,647</td><td>11 1,647</td><td>11 1,644</td></tr><tr><td>Grade 3, \$1,500 to \$1,860; average, \$1,680—</td><td></td><td></td><td></td></tr><tr><td>Senior stenographers.....</td><td>4 1,665</td><td>4 1,665</td><td>4 1,572</td></tr><tr><td>Assistant clerk-stenographers.....</td><td>4 1,740</td><td>4 1,740</td><td>4 1,747</td></tr><tr><td>Senior operator, office devices.....</td><td>4 1,725</td><td>4 1,725</td><td>4 1,725</td></tr><tr><td>Grade 2, \$1,320 to \$1,680; average, \$1,500—</td><td></td><td></td><td></td></tr><tr><td>Junior clerks.....</td><td>26 1,516</td><td>30 1,514</td><td>32 1,483</td></tr><tr><td>Senior typist.....</td><td>2 1,559</td><td>2 1,560</td><td>2 1,560</td></tr><tr><td>Junior stenographers.....</td><td>7 1,449</td><td>7 1,449</td><td>6 1,331</td></tr><tr><td>Junior clerk-typist.....</td><td>1 1,680</td><td>1 1,680</td><td>1 1,680</td></tr><tr><td>Junior operators, office devices.....</td><td>7 1,449</td><td>7 1,449</td><td>6 1,545</td></tr><tr><td>Grade 1, \$1,140 to \$1,500; average, \$1,320—</td><td></td><td></td><td></td></tr><tr><td>Underclerks.....</td><td>7 1,320</td><td>7 1,320</td><td>6 1,350</td></tr><tr><td colspan="4">Custodial service:</td></tr><tr><td>Grade 3, \$1,020 to \$1,260; average, \$1,140—</td><td></td><td></td><td></td></tr><tr><td>Messengers.....</td><td>14 1,136</td><td>14 1,136</td><td>13 1,018</td></tr><tr><td>Total average number of employees.....</td><td>126</td><td>130</td><td>134</td></tr><tr><td>Total salaries, departmental service.....</td><td>220,000.00</td><td>226,000.00</td><td>223,909.40</td></tr><tr><td colspan="4">The difference between 1927 and 1926 is due to decrease in force, \$6,000.</td><td></td><td></td></tr></table>					Estimated expenditures, 1927 appropriation	Estimated expenditures, 1926 appropriation	Expended and obligated, 1925	Departmental service:				Salaries—				Clerical, administrative, and fiscal service—				Grade 14, \$7,500 and over—	<i>Average—</i>	<i>Average—</i>	<i>Average—</i>	Special executive officer.....	<i>No. Salary</i>	<i>No. Salary</i>	<i>No. Salary</i>	Grade 11, \$3,800 to \$5,000; average, \$4,400—				Administrative officer.....	1 4,400	1 4,400	1 4,325	Grade 9, \$3,000 to \$3,600; average, \$3,300—				Senior administrative assistant.....	1 3,300	1 3,300	1 3,263	Grade 8, \$2,700 to \$3,300; average, \$3,000—				Administrative assistants.....	2 3,000	2 3,000	2 2,963	Grade 7, \$2,400 to \$3,000; average, \$2,700—				Junior administrative assistants.....	5 2,700	5 2,700	5 2,505	Grade 6, \$2,100 to \$2,700; average, \$2,400—				Principal clerks.....	5 2,400	5 2,400	5 2,185	Grade 5, \$1,800 to \$2,400; average, \$2,111.42—				Senior clerks.....	5 2,160	5 2,160	5 2,133	Senior clerk-stenographers.....	4 2,025	4 2,025	4 1,926	Grade 4, \$1,680 to \$2,040; average, \$1,860—				Clerks.....	7 1,963	7 1,963	8 1,950	Clerk-stenographers.....	7 1,834	7 1,834	7 1,618	Head operator-office devices.....	1 2,040	1 2,040	1 2,040	Grade 3, \$1,500 to \$1,860; average, \$1,680—				Assistant clerks.....	11 1,647	11 1,647	11 1,644	Grade 3, \$1,500 to \$1,860; average, \$1,680—				Senior stenographers.....	4 1,665	4 1,665	4 1,572	Assistant clerk-stenographers.....	4 1,740	4 1,740	4 1,747	Senior operator, office devices.....	4 1,725	4 1,725	4 1,725	Grade 2, \$1,320 to \$1,680; average, \$1,500—				Junior clerks.....	26 1,516	30 1,514	32 1,483	Senior typist.....	2 1,559	2 1,560	2 1,560	Junior stenographers.....	7 1,449	7 1,449	6 1,331	Junior clerk-typist.....	1 1,680	1 1,680	1 1,680	Junior operators, office devices.....	7 1,449	7 1,449	6 1,545	Grade 1, \$1,140 to \$1,500; average, \$1,320—				Underclerks.....	7 1,320	7 1,320	6 1,350	Custodial service:				Grade 3, \$1,020 to \$1,260; average, \$1,140—				Messengers.....	14 1,136	14 1,136	13 1,018	Total average number of employees.....	126	130	134	Total salaries, departmental service.....	220,000.00	226,000.00	223,909.40	The difference between 1927 and 1926 is due to decrease in force, \$6,000.							
	Estimated expenditures, 1927 appropriation	Estimated expenditures, 1926 appropriation	Expended and obligated, 1925																																																																																																																																																																																
Departmental service:																																																																																																																																																																																			
Salaries—																																																																																																																																																																																			
Clerical, administrative, and fiscal service—																																																																																																																																																																																			
Grade 14, \$7,500 and over—	<i>Average—</i>	<i>Average—</i>	<i>Average—</i>																																																																																																																																																																																
Special executive officer.....	<i>No. Salary</i>	<i>No. Salary</i>	<i>No. Salary</i>																																																																																																																																																																																
Grade 11, \$3,800 to \$5,000; average, \$4,400—																																																																																																																																																																																			
Administrative officer.....	1 4,400	1 4,400	1 4,325																																																																																																																																																																																
Grade 9, \$3,000 to \$3,600; average, \$3,300—																																																																																																																																																																																			
Senior administrative assistant.....	1 3,300	1 3,300	1 3,263																																																																																																																																																																																
Grade 8, \$2,700 to \$3,300; average, \$3,000—																																																																																																																																																																																			
Administrative assistants.....	2 3,000	2 3,000	2 2,963																																																																																																																																																																																
Grade 7, \$2,400 to \$3,000; average, \$2,700—																																																																																																																																																																																			
Junior administrative assistants.....	5 2,700	5 2,700	5 2,505																																																																																																																																																																																
Grade 6, \$2,100 to \$2,700; average, \$2,400—																																																																																																																																																																																			
Principal clerks.....	5 2,400	5 2,400	5 2,185																																																																																																																																																																																
Grade 5, \$1,800 to \$2,400; average, \$2,111.42—																																																																																																																																																																																			
Senior clerks.....	5 2,160	5 2,160	5 2,133																																																																																																																																																																																
Senior clerk-stenographers.....	4 2,025	4 2,025	4 1,926																																																																																																																																																																																
Grade 4, \$1,680 to \$2,040; average, \$1,860—																																																																																																																																																																																			
Clerks.....	7 1,963	7 1,963	8 1,950																																																																																																																																																																																
Clerk-stenographers.....	7 1,834	7 1,834	7 1,618																																																																																																																																																																																
Head operator-office devices.....	1 2,040	1 2,040	1 2,040																																																																																																																																																																																
Grade 3, \$1,500 to \$1,860; average, \$1,680—																																																																																																																																																																																			
Assistant clerks.....	11 1,647	11 1,647	11 1,644																																																																																																																																																																																
Grade 3, \$1,500 to \$1,860; average, \$1,680—																																																																																																																																																																																			
Senior stenographers.....	4 1,665	4 1,665	4 1,572																																																																																																																																																																																
Assistant clerk-stenographers.....	4 1,740	4 1,740	4 1,747																																																																																																																																																																																
Senior operator, office devices.....	4 1,725	4 1,725	4 1,725																																																																																																																																																																																
Grade 2, \$1,320 to \$1,680; average, \$1,500—																																																																																																																																																																																			
Junior clerks.....	26 1,516	30 1,514	32 1,483																																																																																																																																																																																
Senior typist.....	2 1,559	2 1,560	2 1,560																																																																																																																																																																																
Junior stenographers.....	7 1,449	7 1,449	6 1,331																																																																																																																																																																																
Junior clerk-typist.....	1 1,680	1 1,680	1 1,680																																																																																																																																																																																
Junior operators, office devices.....	7 1,449	7 1,449	6 1,545																																																																																																																																																																																
Grade 1, \$1,140 to \$1,500; average, \$1,320—																																																																																																																																																																																			
Underclerks.....	7 1,320	7 1,320	6 1,350																																																																																																																																																																																
Custodial service:																																																																																																																																																																																			
Grade 3, \$1,020 to \$1,260; average, \$1,140—																																																																																																																																																																																			
Messengers.....	14 1,136	14 1,136	13 1,018																																																																																																																																																																																
Total average number of employees.....	126	130	134																																																																																																																																																																																
Total salaries, departmental service.....	220,000.00	226,000.00	223,909.40																																																																																																																																																																																
The difference between 1927 and 1926 is due to decrease in force, \$6,000.																																																																																																																																																																																			

Estimates of appropriations required for the service of the fiscal year ending June 30, 1927—Continued

General object (title of appropriation), date of acts, references to Statutes at Large, or to Revised Statutes, and estimated amount required for each detailed object				Total amount to be appropriated under each head of appropriation	Amount appropriated for the fiscal year ending June 30, 1926
Salaries, Office of Comptroller of the Currency (National Currency, Reimbursable)— For personal services in the District of Columbia, in accordance with the classification act of 1923, in connection with Federal reserve and national currency, [\$67,000] \$64,500, to be reimbursed by the Federal reserve and national banks (<i>act Jan. 22, 1925, vol. 43, p. 770</i>)-----				\$64,500.00	\$67,000.00
	Estimated expenditures, 1927 appropriation	Estimated expenditures, 1926 appropriation	Expended and obligated, 1925		
Departmental service: Salaries— Clerical, administrative, and fiscal service— Grade 7, \$2,400 to \$3,000; average, \$2,700— Junior administrative assistant----- Grade 6, \$2,100 to \$2,700; average, \$2,400— Principal clerk----- Grade 5, \$1,860 to \$2,400; average, \$2,100— Senior clerk----- Senior clerk-stenographer----- Grade 4, \$1,680 to \$2,040; average, \$1,860— Clerks----- Grade 2, \$1,320 to \$1,680; average, \$1,500— Junior clerks----- Grade 1, \$1,140 to \$1,500; average, \$1,320— Underclerks----- Underclerk-typist----- Custodial service— Grade 4, \$1,140 to \$1,500; average, \$1,320— Under mechanic----- Grade 3, \$1,020 to \$1,260; average, \$1,140— Messenger----- Minor mechanic----- Grade 2, 40 cents per hour— Minor domestic attendants----- Total average number of employees----- Total salaries, departmental service----- The difference between 1927 and 1926 due to decrease in force, \$2,500.					
	<i>Average—</i> No. Salary	<i>Average—</i> No. Salary	<i>Average—</i> No. Salary		
	1 \$3,000	1 \$3,000	1 \$2,958		
	1 2,400	1 2,400	1 2,388		
	1 2,300	1 2,300	1 2,300		
	1 2,100	1 2,100	1 2,100		
	2 1,827	2 1,830	2 1,775		
	9 1,500	9 1,500	9½ 1,565		
	25 1,342	26 1,325	24½ 1,398		
	1 1,260	1 1,260	1 1,260		
	1 1,320	1 1,320	1 1,320		
	1 1,260	1 1,260	1 1,260		
	1 1,020	1 1,020	1 1,020		
	2 368	2 376	2 350		
01	45 64,500.00	47 67,000.00	46½ 65,863.99		
Special Examinations of National Banks— For special examinations of national banks and bank plates, keeping macerator in Treasury Building in repair, and for other incidental expenses attending the working of the macerator, and for procuring information relative to banks other than national (<i>act Jan. 22, 1925, vol. 43, p. 770</i>)-----				1,500.00	1,500.00
	Estimated expenditures, 1927 appropriation	Estimated expenditures, 1926 appropriation	Expended and obligated, 1925		
01	\$700.00	\$700.00	\$687.00		
0280	150.00	150.00	120.16		
0500	50.00	50.00	33.60		
12	600.00	600.00	1,091.50		
Total	1,500.00	1,500.00	1,932.26		
Special Fund— Salaries and expenses, national-bank examiners (<i>R. S., p. 1013, sec. 5240; acts Dec. 23, 1913, vol. 38, p. 272, sec. 21; Mar. 4, 1923, vol. 42, p. 1465, sec. 209</i>)-----				2,300,000.00	2,250,000.00
	Estimated expenditures, 1927 appropriation	Estimated expenditures, 1926 appropriation	Expended and obligated, 1925		
01	\$1,610,000.00	\$1,560,000.00	\$1,618,929.60		
03	400,000.00	400,000.00	372,511.00		
06	190,000.00	190,000.00	169,312.63		
13	100,000.00	100,000.00	87,526.01		
Total	2,300,000.00	2,250,000.00	2,248,279.24		
Total, Office of Comptroller of the Currency-----				2,586,000.00	2,544,500.00

Estimates of appropriations required for the service of the fiscal year ending June 30, 1927—Continued

General object (title of appropriation), date of acts, references to Statutes at Large, or to Revised Statutes, and estimated amount required for each detailed object	Total amount to be appropriated under each head of appropriation	Amount appropriated for the fiscal year ending June 30, 1926
BUREAU OF INTERNAL REVENUE		
Collecting the Internal Revenue—		
For expenses of assessing and collecting the internal-revenue taxes, including the employment of a Commissioner of Internal Revenue at \$10,000 per annum, an assistant to the commissioner, three deputy commissioners, and the necessary officers, collectors, deputy collectors, gaugers, storekeepers, storekeeper-gaugers, attorneys, experts, agents, accountants, inspectors, clerks, janitors, and messengers in the District of Columbia, the several collection districts, and the several divisions of internal-revenue agents, to be appointed as provided by law, telegraph and telephone service, rental of quarters outside the District of Columbia, and not to exceed \$11,500 for rental of quarters in the District of Columbia, postage, freight, express, necessary expenses incurred in making investigations in connection with the enrollment or disbarment of practitioners before the Treasury Department in internal-revenue matters, expenses of seizure and sale, injuries to horses not exceeding \$250 for any horse crippled or killed, and other necessary miscellaneous expenses, and the purchase of such supplies, equipment, furniture, mechanical devices, law books and books of reference, and such other articles as may be necessary for use in the District of Columbia, the several collection districts, and the several divisions of internal-revenue agents, \$36,170,000, of which amount not to exceed \$10,718,000 may be expended for personal services in the District of Columbia: <i>Provided</i> , That for purpose of concentration, upon the initiation of the Commissioner of Internal Revenue and under regulations prescribed by him, distilled spirits may be removed from any internal-revenue bonded warehouse to any other such warehouse, and may be bottled in bond in any such warehouse before or after payment of the tax, and the commissioner shall prescribe the form and penal sums of bond covering distilled spirits in internal-revenue bonded warehouses, and in transit between such warehouses: <i>Provided further</i> , That no part of this amount shall be used in defraying the expenses of any officer, designated above, subpoenaed by the United States court to attend any trial before a United States court or preliminary examination before any United States commissioner, which expenses shall be paid from the appropriation for "Fees of witnesses, United States courts": <i>Provided further</i> , That not more than \$100,000 of the total amount appropriated herein may be expended by the Commissioner of Internal Revenue for detecting and bringing to trial persons guilty of violating the internal-revenue laws or conspiring at the same, including payments for information and detection of such violation (<i>R. S.</i> , p. 602, sec. 3145; p. 603, secs. 3143, 3150; p. 604, sec. 3153; p. 605, sec. 3157; p. 630, sec. 3264; acts Mar. 3, 1875, vol. 23, p. 404, sec. 1; June 7, 1906, vol. 34, p. 217, secs. 1-4; Mar. 4, 1907, vol. 34, p. 1375, sec. 1; July 16, 1914, vol. 38, p. 475, sec. 1; Sept. 8, 1916, vol. 39, p. 803, sec. 1; Feb. 24, 1919, vol. 40, p. 1140, sec. 1300; Mar. 4, 1923, vol. 42, p. 1444, sec. 1; Jan. 22, 1925, vol. 43, pp. 770, 771)-----	\$36, 170, 000. 00	\$37, 020, 000. 00

	Estimated expenditures, 1927 appropriation	Estimated expenditures, 1926 appropriation	Expended and obligated, 1925
Departmental service:			
Salaries—			
Professional and scientific service—	<i>Average—</i>	<i>Average—</i>	<i>Average—</i>
Grade 6, \$6,000 to \$7,500; average, \$6,750—	<i>No. Salary</i>	<i>No. Salary</i>	<i>No. Salary</i>
Chief engineer.....	1 \$7,500	1 \$7,500	1 \$7,500
Chief attorney.....	1 6,000	1 6,000	1 6,000
Grade 5, \$5,200 to \$6,000; average, \$5,600—			
Senior engineers.....	6 5,267	6 5,267	7 5,257
Senior attorneys.....	31 5,535	31 5,535	18½ 5,600
Grade 4, \$3,800 to \$5,000; average, \$4,400—			
Engineers.....	116 4,009	116 4,009	116 4,009
Attorneys.....	87 4,108	87 4,108	82 4,127
Grade 3, \$3,000 to \$3,600; average, \$3,300—			
Associate engineers.....	8 3,075	8 3,075	11½ 3,126
Associate attorneys.....	39 3,279	39 3,279	35 3,301
Grade 2, \$2,400 to \$3,000; average, \$2,700—			
Assistant engineers.....	2 2,400	2 2,400	3 2,533
Assistant attorneys.....	35 2,671	35 2,671	35 2,651
Subprofessional service—			
Grade 7, \$2,100 to \$2,700; average, \$2,400—			
Principal library assistant.....	1 2,400	1 2,400	1 2,400
Grade 4, \$1,500 to \$1,860; average, \$1,680—			
Nurses.....	5 1,656	5 1,656	5 1,656
Clerical, administrative, and fiscal service—			
Grade 14, \$7,500 and up—			
Special executive officer (commissioner).....	1 10,000	1 10,000	1 10,000
Grade 13, \$6,000 to \$7,500; average, \$6,750—			
Executive officers.....	4 6,625	4 6,625	4 6,416
Grade 12, \$5,200 to \$6,000; average, \$5,600—			
Senior administrative officers.....	10 5,500	10 5,500	22½ 5,349
Chief investigator.....	1 6,000	1 6,000	1 5,625
Grade 11, \$3,800 to \$5,000; average, \$4,400—			
Administrative officers.....	59 4,342	59 4,342	59 4,342
Assistant chief accountant and auditors.....	72 3,858	72 3,858	76 3,916
Assistant chief investigator.....	1 4,400	1 4,400	1 4,400

Estimates of appropriations required for the service of the fiscal year ending June 30, 1927—Continued

General object (title of appropriation), date of acts, references to Statutes at Large, or to Revised Statutes, and estimated amount required for each detailed object	Total amount to be appropriated under each head of appropriation		Amount appropriated for the fiscal year ending June 30, 1926
Collecting the Internal Revenue—Continued.			
	Estimated expenditures, 1927 appropriation	Estimated expenditures, 1926 appropriation	Expended and obligated, 1925
Departmental service—Continued.			
Salaries—Continued.			
Professional and scientific service—Continued.			
Grade 10, \$3,300 to \$3,900; average, \$3,600—	Average—	Average—	Average—
Junior administrative officers	No. 27 Salary \$3,619	No. 27 Salary \$3,619	No. 27 Salary \$3,619
Senior accountant and auditors	76 3,404	84 3,394	89 3,406
Senior investigator	1 3,600	1 3,600	1 3,600
Grade 9, \$3,000 to \$3,600; average, \$3,300—			
Senior administrative assistants	52 3,323	52 3,323	54 3,328
Accountants and auditors	278 3,096	322 3,085	352 3,109
Grade 8, \$2,700 to \$3,300; average, \$3,000—			
Administrative assistants	24 3,000	24 3,000	24 3,000
Associate accountants and auditors	107 2,864	107 2,864	109 2,866
Associate investigator	1 2,700	1 2,700	1 2,700
Grade 7, \$2,400 to \$3,000; average, \$2,700—			
Junior administrative assistants	41 2,800	41 2,800	44 2,786
Assistant accountants and auditors	388 2,580	452 2,566	492 2,552
Assistant investigator	1 2,500	1 2,500	1 2,500
Grade 6, \$2,100 to \$2,700; average, \$2,400—			
Principal clerks	50 2,396	50 2,396	49 2,420
Principal accounting and auditing assistants	284 2,247	329 2,229	352 2,222
Principal clerk-stenographers	2 2,600	2 2,600	2 2,600
Transportation-rate and traffic auditor	1 2,500	1 2,500	1 2,500
Grade 5, \$1,860 to \$2,400; average, \$2,111.42—			
Senior clerks	95 2,165	96 2,168	99 2,169
Senior clerk-stenographers	17 2,205	17 2,205	15 2,228
Senior accounting and auditing assistants	176 1,993	197 1,989	206 2,010
Grade 4, \$1,680 to \$2,040; average, \$1,860—			
Clerks	220 1,854	220 1,854	229 1,884
Clerk-stenographers	35 1,901	35 1,901	34 1,902
Accounting and auditing assistants	108 1,823	196 1,800	207 1,803
Principal stenographers	4 1,860	4 1,860	13 1,800
Head operator, office devices	5 1,932	5 1,932	6 1,910
Grade 3, \$1,500 to \$1,860; average, \$1,680—			
Assistant clerks	458 1,656	458 1,656	461 1,655
Senior stenographers	205 1,641	205 1,641	212 1,642
Assistant clerk-stenographers	86 1,737	86 1,737	84 1,742
Senior operators, office devices	67 1,624	67 1,624	65 1,698
Grade 2, \$1,320 to \$1,680; average, \$1,500—			
Junior clerks	878 1,473	1,012 1,463	1,037 1,464
Senior typists	80 1,493	80 1,493	89 1,536
Junior stenographers	165 1,427	165 1,427	190 1,413
Junior clerk-stenographers	28 1,509	28 1,509	25 1,510
Junior operators, office devices	80 1,483	80 1,483	78 1,484
Grade 1, \$1,140 to \$1,500; average, \$1,320—			
Underclerks	232 1,289	233 1,289	238 1,285
Junior typists	126 1,275	126 1,275	118 1,273
Underclerk-typists	4 1,305	4 1,305	4 1,305
Underoperators, office devices	11 1,320	11 1,320	10 1,320
Custodial service—			
Grade 9, \$2,100 to \$2,700; average, \$2,400—			
Assistant mechanical superintendent	1 2,500	1 2,500	1 2,500
Grade 6, \$1,500 to \$1,860; average, \$1,680—			
Mechanics	2 1,860	2 1,860	2 1,860
Grade 4, \$1,140 to \$1,500; average, \$1,320—			
Head messengers	9 1,340	9 1,340	11 1,315
Assistant foreman of laborers	1 1,380	1 1,380	1 1,380
Grade 3, \$1,020 to \$1,260; average, \$1,140—			
Messengers	139 1,140	139 1,140	141 1,141
Senior laborers	8 1,088	8 1,088	18 1,100
Grade 2, \$900 to \$1,140; average, \$1,020—			
Junior laborers	9 1,080	9 1,080	11 1,080
Assistant messenger	1 1,020	1 1,020	1 1,020
Grade 1, \$600 to \$780; average, \$690—			
Junior messengers	2 690	2 690	2 690
Total average number of employees	5,065	5,471	5,693
Total salaries, departmental service	10,717,292.00	11,518,862.00	12,013,030.81
The difference between 1927 and 1926 is due to decrease in force, \$801,570.			
Field service:			
Salaries and wages—			
Salary range, \$6,000 to \$7,500; average, \$6,750—			
Collectors of internal revenue	6 6,000	6 6,000	6 6,000
Salary range, \$5,200 to \$6,000; average, \$5,600—			
Collectors of internal revenue	50 5,772	50 5,772	50 5,772
Supervising agent at large	1 5,200	1 5,200	1 5,200
Internal revenue agents in charge	11 5,455	11 5,455	11 5,455
Salary range, \$3,800 to \$5,000; average, \$4,400—			
Collectors of internal revenue	9 4,822	9 4,822	9 4,822
Deputy collectors (office)	2 4,000	2 4,000	2 4,000
Deputy collectors (field)	4 3,850	4 3,850	4 3,850
Supervising agent at large	1 5,000	1 5,000	1 5,000
Internal revenue agents in charge	23 4,478	23 4,478	23 4,478
Internal revenue agents	210 3,914	210 3,914	198 4,036
Estate tax agents	22 3,882	22 3,882	21 3,872
Intelligence agents	18 4,267	18 4,267	16 4,306
Supervisors of accounts and collections	12 4,300	12 4,300	12 4,300
Salary range, \$3,300 to \$3,900; average, \$3,600—			
Deputy collectors (office)	42 3,460	42 3,460	43 3,458
Deputy collectors (field)	53 3,421	53 3,421	56 3,398
Internal revenue agents	268 3,466	268 3,466	256 3,470
Clerks	18 3,544	18 3,544	19 3,542
Intelligence agents	11 3,355	11 3,355	10 3,360
Supervisors of accounts and collections	28 3,582	28 3,582	28 3,582

Estimates of appropriations required for the service of the fiscal year ending June 30, 1927—Continued

General object (title of appropriation), date of acts, references to Statutes at Large, or to Revised Statutes, and estimated amount required for each detailed object				Total amount to be appropriated under each head of appropriation	Amount appropriated for the fiscal year ending June 30, 1926
<i>Collecting the Internal Revenue—Continued.</i>					
	Estimated expenditures, 1927 appropriation	Estimated expenditures, 1926 appropriation	Expended and obligated, 1925		
Field service—Continued.					
Salaries and wages—Continued.					
Salary range, \$3,000 to \$3,600; average, \$3,300—	<i>Average—</i>	<i>Average—</i>	<i>Average—</i>		
	No. Salary	No. Salary	No. Salary		
Deputy collectors (office).....	40 \$3,053	40 \$3,053	40 \$3,054		
Deputy collectors (field).....	12 3,050	12 3,050	12 3,050		
Internal revenue agents.....	378 3,129	378 3,129	353 3,126		
Clerks.....	27 3,033	27 3,033	28 3,034		
Estate tax agents.....	136 3,258	136 3,258	140 3,251		
Intelligence agents.....	31 3,010	31 3,010	29 3,007		
Supervisors of accounts and collections.....	2 3,000	2 3,000	2 3,000		
Internal revenue agent (miscellaneous and sales taxes).....	1 3,300	1 3,300	1 3,300		
Salary range, \$2,700 to \$3,300; average, \$3,000—					
Deputy collectors (office).....	78 2,736	78 2,736	82 2,740		
Deputy collectors (field).....	4 2,725	4 2,725	4 2,725		
Internal revenue agents.....	515 2,844	515 2,844	495 2,844		
Clerks.....	55 2,775	55 2,775	60 2,769		
Intelligence agents.....	5 2,800	5 2,800	5 2,800		
Internal revenue agents (miscellaneous and sales taxes).....	68 2,863	68 2,863	68 2,863		
Salary range, \$2,400 to \$3,000; average, \$2,700—					
Deputy collectors (office).....	41 2,495	41 2,495	42 2,493		
Deputy collectors (field).....	42 2,555	42 2,555	45 2,607		
Internal revenue agents.....	623 2,602	623 2,602	612 2,598		
Clerks.....	42 2,571	42 2,571	43 2,577		
Estate tax agents.....	100 2,663	100 2,663	106 2,641		
Intelligence agents.....	24 2,483	24 2,483	24 2,483		
Internal revenue agents (miscellaneous and sales taxes).....	45 2,480	45 2,480	45 2,480		
Salary range, \$2,100 to \$2,700; average, \$2,400—					
Deputy collectors (office).....	56 2,239	56 2,239	57 2,238		
Deputy collectors (field).....	193 2,415	193 2,415	202 2,409		
Internal revenue agents.....	279 2,278	279 2,278	258 2,263		
Clerks.....	39 2,456	39 2,456	38 2,462		
Supervisor of accounts and collections.....	1 2,400	1 2,400	1 2,400		
Internal revenue agents (miscellaneous and sales taxes).....	24 2,304	24 2,304	24 2,304		
Salary range, \$1,860 to \$2,400; average, \$2,111.42—					
Deputy collectors (office).....	178 2,082	178 2,082	177 2,086		
Deputy collectors (field).....	214 2,206	214 2,206	220 2,206		
Clerks.....	160 2,159	160 2,159	156 2,166		
Salary range, \$1,680 to \$2,040; average, \$1,860—					
Deputy collectors (office).....	339 1,836	357 1,828	367 1,831		
Deputy collectors (field).....	1,694 1,851	1,709 1,849	1,734 1,848		
Clerks.....	320 1,866	320 1,866	316 1,866		
Storekeeper-gaugers and gaugers.....	280 1,720	232 1,729	213 1,733		
Salary range, \$1,500 to \$1,860; average, \$1,680—					
Deputy collectors (office).....	598 1,623	598 1,623	585 1,624		
Clerks.....	576 1,676	591 1,676	590 1,675		
Salary range, \$1,320 to \$1,680; average, \$1,500—					
Deputy collectors (office).....	989 1,440	989 1,440	984 1,439		
Clerks.....	668 1,523	668 1,523	666 1,525		
Salary range, \$1,140 to \$1,500; average, \$1,320—					
Deputy collectors (office).....	310 1,309	310 1,309	310 1,309		
Clerks.....	80 1,290	80 1,290	79 1,288		
Messengers.....	12 1,275	12 1,275	12 1,275		
Janitors.....	3 1,220	3 1,220	3 1,220		
Salary range, \$1,020 to \$1,260; average, \$1,140—					
Messengers.....	2 1,140	2 1,140	2 1,140		
Salary range, \$900 to \$1,140; average, \$1,020—					
Messenger.....	1 960	1 960	1 960		
Salary range, \$600 to \$780; average, \$690—					
Messenger.....	1 600	1 600	1 600		
Total average number of employees.....	10,075	10,075	10,006		
Total salaries and wages, field service.....	21,766,643.00	21,766,923.00	21,585,587.60		
0150 Special and miscellaneous payments for personal service.....	35,200.00	35,200.00	34,989.17		
Temporary labor.....	125,000.00	125,000.00	240,875.51		
01 Total personal services.....	32,644,135.00	33,446,006.00	33,874,483.09		
Supplies and materials:					
0200 Office supplies.....	65,000.00	79,400.00	83,156.08		
0220 Scientific and educational supplies.....	5,400.00	5,400.00	5,402.98		
0230 Fuel.....	11,000.00	11,900.00	11,881.62		
0280 Sundry supplies.....	5,500.00	5,700.00	5,768.70		
02 Total supplies and materials.....	86,900.00	102,300.00	106,209.38		

Estimates of appropriations required for the service of the fiscal year ending June 30, 1927—Continued

General object (title of appropriation), date of acts, references to Statutes at Large, or to Revised Statutes, and estimated amount required for each detailed object				Total amount to be appropriated under each head of appropriation	Amount appropriated for the fiscal year ending June 30, 1926
<i>Collecting the Internal Revenue—Continued.</i>					
	Estimated expenditures, 1927 appropriation	Estimated expenditures, 1926 appropriation	Expended and obligated, 1926		
04 Subsistence and care of animals and storage and care of vehicles.....	\$1,930.00	\$1,930.00	\$1,937.45		
Communication service:					
0500 Telegraph service.....	9,900.00	9,900.00	9,910.41		
0510 Telephone service.....	115,100.00	115,100.00	114,894.22		
0520 Other communication service.....	18,900.00	18,900.00	18,881.85		
05 Total communication service.....	143,900.00	143,900.00	143,686.48		
06 Travel expenses.....	2,576,275.00	2,575,995.00	2,516,647.48		
07 Transportation of things (service).....	21,110.00	41,110.00	41,108.99		
09 Advertising and publication of notices (service).....	1,060.00	1,060.00	1,066.25		
10 Furnishing of heat, light, power, etc. (service).....	9,340.00	9,340.00	9,345.62		
Rents:					
1100 Rent of buildings and structures.....	400,000.00	410,000.00	411,525.84		
1115 Rent of miscellaneous equipment.....	25,600.00	25,600.00	25,614.02		
11 Total rents.....	425,600.00	435,600.00	437,139.86		
12 Repairs and alterations.....	30,000.00	30,000.00	29,234.86		
Special and miscellaneous current expenses:					
1350 Storage of goods not incident to transportation.....	5,250.00	5,250.00	5,260.58		
1373 Laundry and towel service.....	2,400.00	2,400.00	2,060.43		
1380 Special and miscellaneous expenses not elsewhere classified.....	5,030.00	5,030.00	5,042.93		
13 Total special and miscellaneous current expenses.....	12,680.00	12,680.00	12,369.94		
Equipment:					
3010 Furniture, furnishings, and fixtures.....	215,000.00	218,000.00	219,140.72		
3050 Other equipment.....	2,070.00	2,100.00	2,108.42		
30 Total equipment.....	217,070.00	220,100.00	221,249.14		
Total.....	36,170,000.00	37,020,000.00	37,394,478.54		
<i>Salaries, Office of Commissioner of Internal Revenue (Reimbursable)—</i>					
For one stamp agent, \$1,860, to be reimbursed by the stamp manufacturers (act Jan. 22, 1925, vol. 43, p. 770).....				\$1,860.00	\$1,860.00
	Estimated expenditures, 1927 appropriation	Estimated expenditures, 1926 appropriation	Expended and obligated, 1926		
Field service:					
Salaries and wages—					
Salary range, \$1,680 to \$2,040; average, \$1,860—	<i>Average—</i>	<i>Average—</i>	<i>Average—</i>		
Stamp agent.....	No. Salary	No. Salary	No. Salary		
	1 \$1,860	1 \$1,860	1 \$1,860		
01 Total average number of employees.....	1	1	1		
Total salaries and wages, field service.....	1,860.00	1,860.00	1,860.00		

Estimates of appropriations required for the service of the fiscal year ending June 30, 1927—Continued

General object (title of appropriation), date of acts, references to Statutes at Large, or to Revised Statutes, and estimated amount required for each detailed object	Total amount to be appropriated under each head of appropriation	Amount appropriated for the fiscal year ending June 30, 1926
<p>Enforcement of Narcotic and National Prohibition Acts, Internal Revenue—</p> <p>For expenses to enforce the provisions of the national prohibition act and the act entitled "An act to provide for the registration of, with collectors of internal revenue, and to impose a special tax upon, all persons who produce, import, manufacture, compound, deal in, dispense, sell, distribute, or give away opium or coca leaves, their salts, derivatives, or preparations, and for other purposes," approved December 17, 1914, as amended by the revenue act of 1918, and the act entitled "An act to amend an act entitled 'An act to prohibit the importation and use of opium for other than medicinal purposes,' approved February 9, 1909," as amended by the act of May 26, 1922, known as "the narcotic drugs import and export act," including the employment of executive officers, agents, inspectors, chemists, assistant chemists, supervisors, clerks, and messengers in the field and in the Bureau of Internal Revenue in the District of Columbia, to be appointed as authorized by law; not to exceed \$50,000 for dissemination of information and appeal for law observance and law enforcement, including the necessary printing in connection therewith, the securing of evidence of violations of the acts, and for the purchase of such supplies, equipment, mechanical devices, laboratory supplies, books, and such other expenditures as may be necessary in the District of Columbia and the several field offices, and for rental of necessary quarters; in all, [\$11,000,000] \$10,635,685, of which amount not to exceed [\$1,300,000] \$598,640 may be expended for personal services in the District of Columbia: <i>Provided</i>, That not to exceed \$1,329,440 of the foregoing sum shall be expended for enforcement of the provisions of the said acts of December 17, 1914, and May 26, 1922: <i>Provided further</i>, That not to exceed [\$50,000] \$250,000 of the total amount appropriated shall be available for advances to be made by special disbursing agents when authorized by the Commissioner of Internal Revenue and approved by the Secretary of the Treasury, the provisions of section 3648 of the Revised Statutes to the contrary notwithstanding: <i>Provided further</i>, That no money herein appropriated for the enforcement of the national prohibition act, the customs laws, or internal revenue laws, shall be used to pay for storage in any private warehouse of intoxicating liquors or other property in connection therewith seized pursuant to said acts and necessary to be stored, where there is available for that purpose space in a Government warehouse or other suitable Government property in the judicial district wherein such property was seized, or in an adjacent judicial district, and when such seized property is stored in an adjacent district, the jurisdiction over such property in the district wherein it was seized shall not be affected thereby (<i>acts Dec. 17, 1914, vol. 38, p. 789, sec. 11; Feb. 24, 1919, vol. 40, p. 1140, sec. 1300; Jan. 3, 1923, vol. 42, p. 1097, sec. 1; Feb. 9, 1909, vol. 35, p. 614, secs. 1, 2; May 26, 1922, vol. 42, p. 596, secs. 1-4; Apr. 4, 1924, vol. 43, p. 71, 72; Mar. 3, 1925, vol. 43, p. 771</i>)</p>	\$10, 635, 685. 00	\$11, 000, 000. 00

	Estimated expenditures, 1927 appropriation	Estimated expenditures, 1926 appropriation	Expended and obligated, 1925
Departmental service:			
Salaries—			
Professional and scientific service—			
Grade 5, \$5,200 to \$6,000; average, \$5,600—			
Senior attorney (chief counsel).....	No. 1 Salary \$6,000	No. 1 Salary \$6,000	No. 1 Salary \$6,000
Senior scientist (head division).....	1 5,200	1 5,200	1 5,200
Grade 4, \$3,800 to \$5,000; average, \$4,400—			
Attorneys.....	8 4,250	8 4,250	11 4,332
Scientists (1 head of laboratory; 1 assistant head of division; others chemists).....	5 3,840	5 3,840	4 3,846
Grade 3, \$3,000 to \$3,600; average, \$3,300—			
Associate attorneys.....	2 3,000	3 3,000	16 3,019
Associate scientists (chemists).....	2 3,000	2 3,000	3 3,121
Grade 2, \$2,400 to \$3,000; average, \$2,700—			
Assistant attorneys.....	3 2,400	7 2,457	16 2,433
Assistant scientists (chemists).....	6 2,450	6 2,450	6 2,450
Grade 1, \$1,860 to \$2,400; average, \$2,100—			
Junior attorneys.....	2 2,200	3 2,233	20 2,150
Subprofessional service—			
Grade 3, \$2,400 to \$3,000; average, \$2,700—			
Chief pharmacist.....			1 2,800
Grade 1, \$2,100 to \$2,700; average, \$2,400—			
Law clerks.....	1 2,500	3 2,233	8 2,237
Grade 6, \$1,860 to \$2,400; average, \$2,100—			
Senior pharmacists.....	1 2,400	1 2,400	4 2,317
Grade 5, \$1,680 to \$2,040; average, \$1,860—			
Library assistant.....	1 2,040	1 2,040	1 2,040
Law clerk.....			1 1,860
Grade 2, \$1,140 to \$1,500; average, \$1,320—			
Underlaboratory apprentice.....	1 1,260	1 1,260	1 1,260
Clerical, administrative, and fiscal service—			
Grade 13, \$6,000 to \$7,500; average, \$6,750—			
Executive officer (Prohibition Commissioner).....	1 7,500	1 7,500	1 7,500
Grade 12, \$5,200 to \$6,000; average, \$5,600—			
Senior administrative officers (assistant prohibition commissioner and heads of divisions).....	2 5,600	5 5,600	3 5,560

Estimates of appropriations required for the service of the fiscal year ending June 30, 1927—Continued

General object (title of appropriation), date of acts, references to Statutes at Large, or to Revised Statutes, and estimated amount required for each detailed object	Estimated expenditures, 1927 appropriation		Estimated expenditures, 1926 appropriation		Expended and obligated, 1925		Total amount to be appropriated under each head of appropriation	Amount appropriated for the fiscal year ending June 30, 1926
Enforcement of Narcotic and National Prohibition Acts, Internal Revenue—Contd.								
Departmental service—Continued.								
Salaries—Continued.								
Clerical, administrative, and fiscal service—Contd.								
Grade 11, \$3,800 to \$5,000; average, \$4,400—								
Administrative officers (assistant heads of divisions)	Average— No. 1	Salary \$4,000	Average— No. 1	Salary \$4,000	Average— No. 2	Salary \$4,000		
Grade 10, \$3,300 to \$3,900; average, \$3,600—								
Junior administrative officers (one head of division)	2	3,900	2	3,900	2½	3,900		
Grade 9, \$3,000 to \$3,600; average, \$3,300—								
Senior administrative assistants	2	3,300	2	3,300	3½	3,424		
Investigator					1	3,600		
Grade 7, \$2,400 to \$3,000; average, \$2,700—								
Junior administrative assistants	7	2,929	7	2,929	11	2,918		
Grade 6, \$2,100 to \$2,700; average, \$2,400—								
Principal clerks	5	2,500	5	2,500	10½	2,459		
Chief stenographer	1	2,100	1	2,100	1	2,100		
Law clerk	1	2,100	1	2,100				
Grade 5, \$1,860 to \$2,400; average, \$2,100—								
Law clerks	6	2,063	6	2,063				
Senior clerks	22	2,109	22	2,109	33½	2,122		
Senior clerk-stenographers	1	2,100	1	2,100	1	2,100		
Head stenographers	3	1,860	3	1,860	2½	1,860		
Grade 4, \$1,660 to \$2,040; average, \$1,860—								
Clerks	37	1,957	39	1,952	68	1,915		
Assistant clerks	2	1,710	2	1,710				
Principal stenographers	1	2,040	1	2,040	4½	1,806		
Clerk stenographers	6	1,890	6	1,890	6½	1,914		
Grade 3, \$1,500 to \$1,860; average, \$1,680—								
Clerk	1	1,680	1	1,680				
Assistant clerks	43	1,686	43	1,686	72½	1,693		
Senior stenographers	19	1,642	28	1,641	55½	1,637		
Assistant clerk-stenographers	2	1,680	2	1,680	3½	1,696		
Senior operator office devices	2	1,680	2	1,680	6½	1,624		
Head typist	1	1,500	1	1,500	½	1,500		
Grade 2, \$1,320 to \$1,680; average, \$1,500—								
Stenographer	1	1,320	1	1,320				
Junior clerks	32	1,502	32	1,502	82½	1,526		
Senior typists	4	1,620	4	1,620	7½	1,517		
Junior stenographers	10	1,500	11	1,516	44½	1,450		
Junior clerk-stenographers	3	1,440	3	1,440	1½	1,515		
Junior clerk-typists	6	1,530	6	1,530	20½	1,461		
Junior operators, office devices	8	1,568	8	1,568	7½	1,550		
Grade 1, \$1,140 to \$1,500; average, \$1,320—								
Underclerks	13	1,306	13	1,306	65½	1,300		
Junior typists	3	1,420	3	1,420	29½	1,312		
Underclerk typists	1	1,380	1	1,380	13½	1,355		
Operator office devices	1	1,140	1	1,140				
Underoperators office devices	5	1,344	5	1,344	7½	1,308		
Card-punch operator	1	1,140	1	1,140				
Custodial service—								
Grade 4, \$1,140 to \$1,500; average, \$1,320—								
Head messenger	1	1,260	1	1,260	1	1,260		
Grade 3, \$1,020 to \$1,260; average, \$1,140—								
Messengers	12	1,115	12	1,115	18½	1,117		
Laborer	1	1,020	1	1,020				
Total average number of employees	304		324		688½			
Total pay		598,640.00		638,300.00		1,274,729.66		
The difference between 1927 and 1926 is due to decrease in force, \$39,660.								
Field service:								
Salaries and wages—								
Salary range, \$6,000 to \$7,500; average, \$6,750—								
Attorney	1	6,000	1	6,000				
Salary range, \$5,200 to \$6,000; average, \$5,600—								
Federal prohibition directors					4	5,200		
Prohibition administrators	13	5,785	13	5,785				
Assistant prohibition administrators in charge of permissive work	1	5,600	1	5,600				
Attorneys	7	5,543	7	5,543				
Prohibition investigators	3	5,267	3	5,267				
Salary range, \$3,800 to \$5,000; average, \$4,400—								
Federal prohibition directors					30½	4,264		
Divisional chiefs, general prohibition agents					20½	4,084		
Legal adviser					1	4,000		
Prohibition administrators	11	4,836	11	4,836				
Narcotic agents in charge	14	3,800	14	3,800	14½	3,800		
Assistant administrators in charge of enforcement work	14	4,600	14	4,600				
Assistant administrators in charge of permissive work	13	4,400	13	4,400				
Deputy prohibition administrators	21	4,371	21	4,371				
Prohibition investigators	9	3,844	9	3,844				
Prohibition agents and inspectors	5	3,920	5	3,920				
Attorneys	9	4,000	9	4,000				
Salary range, \$3,300 to \$3,900; average, \$3,600—								
Federal prohibition directors					13½	3,406		
Assistant Federal prohibition directors					1½	3,900		
General prohibition agents					1½	3,613		
Assistant administrator in charge of enforcement work	8	3,663	8	3,663				
Assistant administrator in charge of permissive work	7	3,486	7	3,486				
Field office inspector	1	3,600	1	3,600				
Deputy prohibition administrators	26	3,573	26	3,753				
Prohibition investigator	1	3,300	1	3,300				
Prohibition agents and inspectors	3	3,567	3	3,567				

Estimates of appropriations required for the service of the fiscal year ending June 30, 1927—Continued

General object (title of appropriation), date of acts, references to Statutes at Large, or to Revised Statutes, and estimated amount required for each detailed object	Estimated expenditures, 1927 appropriation		Estimated expenditures, 1926 appropriation		Expended and obligated, 1925	Total amount to be appropriated under each head of appropriation	Amount appropriated for the fiscal year ending June 30, 1926
Enforcement of Narcotic and National Prohibition Acts, Internal Revenue—Contd.							
Field service—Continued.							
Salaries and wages—Continued.							
Salary range, \$3,000 to \$3,600; average, \$3,303—	Average—		Average—		Average—		
Assistant Federal prohibition directors	No.	Salary	No.	Salary	No.	Salary	
Head, executive division					5	\$3,140	
Chief inspector					3	3,300	
General prohibition agents					1	3,300	
Field supervisors					10½	3,408	
Field office inspectors	5	\$3,120	5	\$3,120	10	3,220	
Legal advisers					12	3,175	
Heads, field force					12½	3,111	
Assistant prohibition administrator in charge of permissive work	1	3,000	1	3,000			
Deputy prohibition administrators	16	3,188	16	3,188			
Attorneys	17	3,071	17	3,071			
Chemists	13	3,000	11	3,000	9	3,000	
Prohibition investigators	11	3,000	11	3,000			
Assistant to narcotic agent in charge	1	3,000	1	3,000			
Narcotic agents and inspectors	7	3,086	7	3,086	6	3,075	
Prohibition agents and inspectors	22	3,177	22	3,177			
Chief clerks	2	3,150	2	3,150			
Salary range, \$2,700 to \$3,300; average, \$3,000—							
Attorneys	3	2,800	3	2,800			
Prohibition investigator	1	3,000	1	3,000			
Prohibition agents and inspectors	12	2,808	12	2,808			
Salary range, \$2,400 to \$3,000; average, \$2,700—							
Assistant Federal prohibition directors					4½	2,827	
Heads, field force					16½	2,777	
Heads, executive division					14½	2,710	
Legal advisers					16½	2,682	
General prohibition agents					116	2,649	
Attorneys	13	2,623	13	2,623			
Prohibition investigators	13	2,492	13	2,492			
Group heads	9	2,467	9	2,467	52½	2,677	
Chemists	58	2,647	58	2,647	8	2,400	
Narcotic agents and inspectors	147	2,614	147	2,614	65½	2,645	
Prohibition agents and inspectors	9	2,489	9	2,489	17½	2,650	
Chief clerks							
Salary range, \$2,100 to \$2,700; average, \$2,400—							
General prohibition agent					1	2,400	
Head, executive division					1	2,300	
Narcotic agents and inspectors	219	2,125	219	2,125	231½	2,134	
Prohibition agents and inspectors	19	2,374	19	2,374	8½	2,221	
Clerks	3	2,367	3	2,367	3	2,367	
Salary range, \$1,860 to \$2,400; average, \$2,100—							
Legal adviser					3½	2,071	
Group head					1	2,100	
General prohibition agents					428½	2,112	
Attorneys	5	2,044	5	2,044			
Chemists	21	2,066	16	2,055	9½	2,063	
Prohibition agents and inspectors	1,320	1,990	1,307	1,995	777½	2,063	
Clerks	15	2,084	15	2,084	10½	2,102	
Narcotic agents and inspectors					8½	1,869	
Salary range, \$1,680 to \$2,040; average, \$1,860—							
Head, executive division					1	1,740	
General prohibition agents					133½	1,681	
Prohibition agents and inspectors	225	1,684	225	1,684	47	1,685	
Clerks	63	1,933	63	1,933	60½	1,946	
Warehouse agents	71	1,680	71	1,680			
Salary range, \$1,500 to \$1,860; average, \$1,680—							
Clerks	227	1,648	227	1,648	220½	1,661	
Prohibition agents and inspectors					8½	1,564	
Warehouse agent	1	1,740	1	1,740	1	1,740	
Custodian	1	1,500	1	1,500			
Salary range, \$1,320 to \$1,680; average, \$1,500—							
Clerks	358	1,447	358	1,447	289½	1,479	
Salary range, \$1,140 to \$1,500; average, \$1,320—							
Clerks	191	1,261	191	1,261	106½	1,301	
Federal prohibition agent					1	1,500	
Warehouse agents	86	1,416	86	1,416	190½	1,406	
Laborer	1	1,140	1	1,140			
Salary range, \$1,020 to \$1,260; average, \$1,140—							
Laborers	3	1,080	3	1,080			
Messengers	6	1,060	6	1,060	3½	1,036	
Salary range, \$600 to \$1,140; average, \$1,020—							
Laborer					11	960	
Salary range, \$600 to \$780; average, \$690—							
Messengers	3	660	3	660			
Total number of employees, field service	3,365		3,345		3,016½		
Total salaries of employees, field service	6,834,120.00		6,793,420.00		6,147,535.30		
0150 Special and miscellaneous payments	20,000.00		20,000.00		19,838.09		
Total salaries and wages, field service	6,854,120.00		6,813,420.00		6,167,373.39		
The difference between 1927 and 1926 is due to increase in force, \$40,700.							
0113 Temporary employees	50,000.00		50,000.00		94,869.00		
01 Total personal services	7,502,760.00		7,501,720.00		7,536,972.05		

Estimates of appropriations required for the service of the fiscal year ending June 30, 1927—Continued

General object (title of appropriation), date of acts, references to Statutes at Large, or to Revised Statutes, and estimated amount required for each detailed object				Total amount to be appropriated under each head of appropriation	Amount appropriated for the fiscal year ending June 30, 1926
Enforcement of Narcotic and National Prohibition Acts, Internal Revenue—Contd.					
	Estimated expenditures, 1927 appropriation	Estimated expenditures, 1926 appropriation	Expended and obligated, 1925		
Supplies and materials:					
0200 Stationery and office supplies.....		\$40,000.00	\$55,467.14		
0200 Scientific and educational supplies.....	\$10,000.00	10,000.00	6,051.03		
0230 Fuel, when not included in rent.....	80.00	80.00	25.72		
0236 Oil and gas for patrol boats.....			10,359.37		
0280 Sundry supplies.....	5,200.00	5,200.00	4,357.93		
0260 Provisions.....			85.99		
02 Total supplies and materials.....	15,280.00	55,280.00	76,347.18		
03 Subsistence and support of persons:					
Prisoners (service).....	20,000.00	20,000.00	22,431.34		
04 Subsistence and care of animals and storage and care of vehicles (service).....	15,000.00	15,000.00	16,979.99		
Communication service:					
0500 Telegraph service.....	10,000.00	10,000.00	8,012.17		
0510 Telephone service.....	50,000.00	50,000.00	57,616.54		
0520 Other communication service.....	45,000.00	40,000.00	46,643.51		
05 Total communication service.....	105,000.00	100,000.00	112,272.22		
Travel expenses:					
Transportation requests.....	300,000.00	380,000.00	382,378.27		
063 Prohibition field forces (other than hire of automobiles).....	1,335,345.00	1,209,000.00	1,063,038.36		
065 Purchase of gas and oil for own or borrowed cars.....	10,000.00	20,000.00	30,334.69		
066 Hire of automobiles.....	90,000.00	300,000.00	439,544.94		
067 Narcotic field force.....	180,000.00	180,000.00	176,005.52		
0613 Bureau, Prohibition Unit.....	10,000.00	20,000.00	18,236.62		
06 Total travel expenses.....	1,925,345.00	2,109,000.00	2,109,538.40		
Transportation of things (service):					
071 Transportation of things by express.....	5,000.00	5,000.00	4,681.09		
072 Transportation of things by freight.....	5,000.00	10,000.00	12,409.30		
074 Hauling, including seized liquor.....	86,000.00	85,000.00	87,581.07		
07 Total transportation of things.....	96,000.00	100,000.00	104,671.46		
09 Advertisement and publication notices.....	5,000.00	5,000.00	1,917.17		
10 Furnishing of light.....	5,000.00	5,000.00	3,374.68		
Rents:					
1100 Rent of buildings and structures.....	291,500.00	261,700.00	197,377.85		
1115 Rent of miscellaneous equipment.....	1,800.00	1,800.00	1,766.07		
11 Total rents.....	293,300.00	263,500.00	199,143.92		
12 Repairs and alterations.....	3,000.00	3,000.00	3,109.26		
Special and miscellaneous current expenses:					
1350 Storage of goods not incident to transportation.....	125,000.00	125,000.00	126,507.31		
1373 Laundry and towel service.....	2,000.00	1,200.00	1,323.63		
1380 Special and miscellaneous expenses not elsewhere classified (purchase of evidence).....	200,000.00	200,000.00	211,538.12		
13 Total special and miscellaneous current expenses.....	327,000.00	326,200.00	339,369.06		
Expenses of acquiring seized vessels and vehicles.....	18,750.00	37,500.00	2,215.25		
1410 Storage and rent of garages for such vehicles.....	45,000.00	30,000.00	246.25		
1420 Fuel for vehicles.....	86,300.00	46,000.00	680.65		
1430 Lubricants for vehicles.....	16,200.00	10,800.00	137.60		
1435 Lubricants for vessels (seized).....			25.67		
1440 Repairs, including purchase of parts, for vehicles.....	56,250.00	25,000.00	1,142.85		
1445 Repairs, including purchase of parts, for vessels.....			3.00		
1460 Purchase of tires for automobiles.....	30,000.00	20,000.00	411.80		
1470 Miscellaneous upkeep of vessels and vehicles not elsewhere classified.....	10,500.00		54.40		
Total expenses of vessels and vehicles.....	263,000.00	169,300.00	4,917.47		
30 Equipment:					
3010 Furniture, furnishings, and fixtures.....	50,000.00	51,500.00	60,839.11		
3050 Other equipment.....	10,000.00	25,500.00	43,802.19		
Total equipment.....	60,000.00	77,000.00	104,641.30		
Reserve.....		10,750,000.00			
		250,000.00			
Total.....	10,635,685.00	11,000,000.00	10,635,685.50		

Indefinite appropriations:

Allowance or Drawback (Internal Revenue)—

Indefinite appropriation to pay allowance or drawback on articles on which any internal duty or tax shall have been paid when said articles are exported (*R. S.*, p. 725, sec. 3689; acts June 13, 1898, vol. 30, p. 463, sec. 26; Aug. 5, 1909, vol. 36, p. 90, sec. 25; Oct. 22, 1914, vol. 38, p. 763, sec. 22; Mar. 4, 1915, vol. 38, p. 1189, sec. 1)

\$350,000.00

\$500,000.00

Estimates of appropriations required for the service of the fiscal year ending June 30, 1927—Continued

[illegible]

¹ Amount collected and deposited into Treasury during fiscal year 1925.

Estimates of appropriations required for the service of the fiscal year ending June 30, 1927—Continued

General object (title of appropriation), date of acts, references to Statutes at Large, or to Revised Statutes, and estimated amount required for each detailed object				Total amount to be appropriated under each head of appropriation	Amount appropriated for the fiscal year ending June 30, 1926	
COAST GUARD						
Salaries, Office of Coast Guard— Office of the commandant: For personal services in the District of Columbia in accordance with the classification act of 1923 (act Jan. 22, 1925, vol. 43, p. 772)				\$230, 000. 00	\$220, 000. 00	
The services of skilled draftsmen and such other technical services as the Secretary of the Treasury may deem necessary, may be employed only in the office of the Coast Guard in connection with the construction and repair of Coast Guard vessels and boats, to be paid from the appropriation "Repairs to Coast Guard vessels and boats": <i>Provided</i> , That the expenditures on this account for the fiscal year [1926] 1927 shall not exceed \$10,000. A statement of the persons employed hereunder, their duties, and the compensation paid to each shall be made to Congress each year in the Budget.						
		Estimated expenditures, 1927 appropriation	Estimated expenditures, 1926 appropriation	Expended and obligated, 1925		
Departmental service:						
Salaries—						
Professional and scientific service—						
Grade 4, \$3,800 to \$5,000; average, \$4,400—						
Engineer (civil engineer)	No. 1	Average—Salary \$3,800	No. 1	Average—Salary \$3,800	No. 1	Average—Salary \$3,800
Grade 3, \$3,000 to \$3,600; average, \$3,300—						
Associate engineer (naval architect)	1	3,000	1	3,000	1	3,000
Associate engineer (marine engineering draftsman)	1	3,000	1	3,000	1	3,000
Associate attorney (chief of section)	1	3,000	1	3,000	1	3,000
Grade 2, \$2,400 to \$3,000; average, \$2,700—						
Assistant engineer (assistant structural engineer)	1	2,400	1	2,400		
Assistant engineer (technical radio aide)	1	2,400				
Assistant attorney (law clerk)	1	2,400	1	2,400	1	2,400
Subprofessional service—						
Grade 6, \$1,860 to \$2,400; average, \$2,100.42—						
Senior engineering draftsman	1	1,860	1	1,860	1	1,860
Senior engineering aide	1	1,860	1	1,860	1	1,860
Grade 5, \$1,680 to \$2,040; average, \$1,860—						
Engineering draftsmen	3	1,680	3	1,680	1 1/2	1,680
Grade 4, \$1,500 to \$1,860; average, \$1,680—						
Assistant engineering draftsman	1	1,500	1	1,500	1 1/2	1,500
Clerical, administrative, and fiscal service—						
Grade 11, \$3,800 to \$5,000; average, \$4,400—						
Administrative officers (chiefs of division)	2	4,400	2	4,400	2	4,308
Grade 8, \$2,700 to \$3,300; average, \$3,000—						
Administrative assistants (assistant chiefs of division)	2	2,700	2	2,700	2	2,700
Administrative assistant (disbursing officer and chief of section)	1	2,700	1	2,700	1	2,700
Grade 7, \$2,400 to \$3,000; average, \$2,700—						
Junior administrative assistant (chief of section)	1	2,400	1	2,400	1 1/2	2,400
Grade 6, \$2,100 to \$2,700; average, \$2,400—						
Principal clerks (chiefs of section)	1	2,100	1	2,100	1 1/2	2,122
Principal clerk (assistant chief of section)	1	2,100	1	2,100	1	2,100
Principal clerk-stenographer (secretary to the commandant)	1	2,100	1	2,100	1	2,100
Grade 5, \$1,860 to \$2,400; average, \$2,100—						
Senior clerks (chiefs of section)	2	2,100	2	2,100	2	2,100
Senior clerks (assistant chiefs of section)	2	1,980	2	1,980	2	1,980
Grade 4, \$1,680 to \$2,040; average, \$1,860—						
Clerks	14	1,809	14	1,809	12 1/2	1,809
Principal stenographer	1	1,680	1	1,680	1 1/2	1,680
Clerk-stenographers	6	1,800	6	1,800	5 1/2	1,790
Grade 3, \$1,500 to \$1,860; average, \$1,680—						
Assistant clerks	27 1/2	1,612	24	1,627	22 1/2	1,646
Assistant clerk-stenographers	16	1,579	16	1,579	15 1/2	1,612
Senior operators, office devices	2	1,590	2	1,590		
Grade 2, \$1,320 to \$1,680; average, \$1,500—						
Junior clerks	2	1,320	2	1,320	1 1/2	1,320
Junior stenographers	5	1,320	5	1,320	3 1/2	1,472
Junior clerk-typists	11	1,363	9	1,373	5 1/2	1,358
Junior clerk-stenographers	7	1,371	7	1,371	6 1/2	1,397
Junior operators, office devices	2	1,560	2	1,560	2	1,560
Grade 1, \$1,140 to \$1,500; average, \$1,320—						
Underclerks	8	1,155	8	1,155	5 1/2	1,183
Underclerk-typists	3	1,140	3	1,140	1 1/2	1,305
Custodial service—						
Grade 4, \$1,140 to \$1,500; average, \$1,320—						
Head messenger	1	1,140	1	1,140	1	1,140
Grade 3, \$1,020 to \$1,260; average, \$1,140—						
Messengers	3	1,040	3	1,040	3	1,052
Senior laborer	1	1,020	1	1,020	1 1/2	1,020
Grade 2, \$900 to \$1,140; average, \$1,020—						
Junior laborer	1	900	1	900	1	900
Total average number of employees	136 1/2		130		109 1/2	
Total salaries, departmental service		230, 000. 00		220, 000. 00		189, 593. 62
The difference between 1927 and 1926 is due to increase in force, \$10,000.						

Estimates of appropriations required for the service of the fiscal year ending June 30, 1927—Continued

General object (title of appropriation), date of acts, references to Statutes at Large, or to Revised Statutes, and estimated amount required for each detailed object	Total amount to be appropriated under each head of appropriation	Amount appropriated for the fiscal year ending June 30, 1926
Coast Guard—		
For every expenditure requisite for and incident to the authorized work of the Coast Guard, <i>including the expense of maintenance, repair, and operation of vessels forfeited to the United States and delivered to the Treasury Department under the terms of the act approved March 3, 1925</i> , as follows, including not to exceed \$1,000 for purchase, exchange, maintenance, repair, and operation of motor-propelled, passenger-carrying vehicles to be used only for official purposes:		
For pay and allowances prescribed by law for commissioned officers, cadets and cadet engineers, warrant officers, petty officers, and other enlisted men, active and retired, temporary cooks, and surfmen, substitute surfmen, and one civilian instructor, <i>rations or commutation thereof for cadets, cadet engineers, petty officers, and other enlisted men.</i> -----	\$17, 100, 000. 00	\$14, 402, 035. 00
For rations or commutation thereof for petty officers and other enlisted men, \$727,000.]		
<i>NOTE.—This item has been included under "Pay and allowances."</i>		
For fuel and water for vessels, stations, and houses of refuge-----	2, 800, 000. 00	2, 780, 000. 00
For outfits, ship chandlery, and engineers' stores for the same-----	1, 375, 000. 00	1, 300, 000. 00
For rebuilding and repairing stations and houses of refuge, temporary leases, rent, and improvements of property for Coast Guard purposes, including use of additional land where necessary-----	435, 140. 00	289, 800. 00
For carrying out the provisions of the act of June 4, 1920-----	25, 000. 00	30, 000. 00
For mileage and expenses allowed by law for officers, and actual traveling expenses, per diem in lieu of subsistence not exceeding \$4, for other persons traveling on duty under orders from the Treasury Department, including transportation of enlisted men and applicants for enlistment, with subsistence and transfers en route, or cash in lieu thereof, <i>expenses of recruiting for the Coast Guard, rent of rendezvous, and expenses of maintaining the same; advertising for and obtaining men and apprentice seamen, [\$250,000] \$270,000: Provided, That officers of the Coast Guard performing travel by Government-owned vessels for which no transportation fare is charged shall only be entitled to reimbursement of actual and necessary expenses incurred.</i> -----	270, 000. 00	250, 000. 00
For draft animals and their maintenance-----	30, 000. 00	27, 000. 00
For coastal communication lines and facilities and their maintenance-----	60, 000. 00	50, 000. 00
For compensation of civilian employees in the field, including clerks to district superintendents-----	79, 000. 00	79, 000. 00
For contingent expenses, including communication service, subsistence of shipwrecked persons succored by the Coast Guard; for the recreation, amusement, comfort, contentment, and health of the enlisted men of the Coast Guard, to be expended in the discretion of the Secretary of the Treasury, not exceeding [\$15,000] \$25,000; instruments and apparatus, supplies, technical books and periodicals, services necessary to the carrying on of scientific investigation, and experimental and research work in relation to telephony and radio-telegraphy, not exceeding \$4,000; care, transportation, and burial of deceased officers and enlisted men, including those who die in Government hospitals; wharfage; towage; freight; storage; repairs to station apparatus; advertising; surveys; medals; labor; newspapers and periodicals for statistical purposes; and all other necessary expenses which are not included under any other heading. -----	214, 000. 00	220, 000. 00
Total, Coast Guard, exclusive of the commandant's office and repairs to Coast Guard vessels (acts July 1, 1898, vol. 30, p. 604, sec. 1; Apr. 12, 1902, vol. 32, p. 100, secs. 1-10; June 23, 1906, vol. 34, p. 452, secs. 1-6; Apr. 16, 1908, vol. 35, p. 61, secs. 1-14; Aug. 1, 1914, vol. 38, p. 619, sec. 1; Jan. 23, 1915, vol. 38, p. 800, secs. 1-7; Aug. 29, 1916, vol. 39, p. 600; May 22, 1917, vol. 40, p. 85, secs. 5, 7, 13, 15; Oct. 6, 1917, vol. 40, p. 389; July 1, 1918, vol. 40, p. 640, sec. 1; July 1, 1918, vol. 40, p. 733; July 11, 1919, vol. 41, p. 139; May 18, 1920, vol. 41, p. 601, secs. 1, 3, 6, 8, 9-16; June 4, 1920, vol. 41, p. 824; June 5, 1920, vol. 41, p. 879, sec. 1; June 10, 1922, vol. 42, p. 625, secs. 1-22; Jan. 12, 1923, vol. 42, p. 1130, secs. 1-5; Apr. 21, 1924, vol. 43, p. 105; May 31, 1924, vol. 43, p. 250; Jan. 22, 1925, vol. 43, p. 772). -----	22, 388, 140. 00	19, 427, 835. 00

Estimates of appropriations required for the service of the fiscal year ending June 30, 1927—Continued

General object (title of appropriation), date of acts, references to Statutes at Large, or to Revised Statutes, and estimated amount required for each detailed object					Total amount to be appropriated under each head of appropriation	Amount appropriated for the fiscal year ending June 30, 1926
<i>Coast Guard—Continued.</i>						
	Rate	Estimated expenditures, 1927 appropriation	Estimated expenditures, 1926 appropriation	Expended and obligated, 1925		
Field service (not subject to classification act):						
Salaries—						
Commissioned officers—		<i>Number</i>	<i>Number</i>	<i>Number</i>		
Commandant...per annum...	\$6,000.00	1	1	1		
Captains...do...	6,000.00	9	9	9		
Commanders...do...	5,750.00-4,900.00	20	20	20		
Lieutenant commanders...per annum...	5,075.00-2,760.00	70	70	70		
Lieutenants...do...	3,750.00-2,640.00	12	12	12		
Lieutenants, junior grade...per annum...	2,640.00-2,100.00	19	15	6		
Ensigns...do...	1,700.00-1,500.00	33	28	32		
Engineer in chief...do...	4,900.00-4,725.00	1	1	1		
Captains (E)...do...	6,000.00	3	3	3		
Commanders (E)...do...	5,750.00	11	11	11		
Lieutenant commanders (E)...per annum...	5,750.00-2,760.00	33	33	33		
Lieutenants (E)...do...	2,760.00-2,640.00	9	9	9		
Lieutenants, junior grade (E)...per annum...	2,100.00	7	1			
Ensigns (E)...do...	1,500.00	20	10	7		
Constructors...do...	5,750.00-3,600.00	2	2	2		
District superintendents...per annum...	5,250.00-1,500.00	13	13	13		
Instructor...do...	3,900.00	1	1	1		
Temporary commissioned officers—						
Lieutenants...per annum...	2,000.00	48	48			
Lieutenants, junior grade, and ensigns...per annum...	1,500.00	42	42	83		
Lieutenants (E)...do...	2,000.00	19	19			
Lieutenants, junior grade (E) and ensigns...per annum...	1,500.00	40	40	16		
Cadets...do...	780.00	72	72	68		
Chief warrant officers...per month...	189.00-168.00	25	25	21		
Warrant officers...do...	189.00-135.00	799	799	708		
Enlisted men—						
First pay grade...do...	157.50-99.00	1,148	934	869		
Second pay grade...do...	105.00-84.00	2,511	2,208	2,053		
Third pay grade...do...	90.00-72.00	1,148	1,005	932		
Fourth pay grade...do...	75.00-60.00	2,384	2,092	1,940		
Fifth pay grade...do...	67.50-54.00	1,383	1,129	1,047		
Sixth pay grade...do...	45.00-36.00	797	421	391		
Seventh pay grade...do...	26.25-21.00			85		
Wages—						
Civilian employees—						
Quarterman...per diem...	9.44-8.80	1	1	1		
Leading man...do...	7.84-7.60	1	1	1		
Pattern maker...do...	7.44-7.20	1	1	1		
Moulder...do...	7.04-7.20	1	1	1		
Sheet metal worker...do...	7.04-6.80	1	1	1		
Electrician...do...	7.04-6.24	1	1	1		
Tool maker...do...	6.96-6.80	1	1	1		
Ship joiner...do...	6.64-6.00	5	5	5		
Painter...do...	6.64-6.24	7	7	7		
Boat builder...do...	6.64-5.80	17	17	17		
Rigger...do...	6.64-6.40	1	1	1		
Machinist...do...	6.56-5.60	7	7	7		
Sailmaker...do...	6.40-6.40	1	1	1		
Driller...do...	4.80-4.40	6	6	6		
Apprentice, first class...do...	4.40-4.00	1	1	1		
General helper...do...	4.32-4.00	4	4	4		
Laborer...do...	4.16-3.20	4	4	4		
Apprentice, second class...per diem...	3.60-3.20	3	3	3		
Apprentice, third class...per diem...	2.80-2.00	4	4	4		
Total number of employees		10,745	9,140	8,510		
Total salaries and wages, field service, not subject to classification act		15,340,758.00	12,879,682.00	11,394,326.35		
Deduct expenditures for personal services included in objects named below		80,000.00	80,000.00	79,702.28		
Net salaries and wages, field service, not subject to classification act		15,260,758.00	12,799,682.00	11,314,623.07		
Field service (subject to classification act):						
Salaries and wages—						
Salary range, \$3,000 to \$3,600; average, \$3,300—		<i>Average—</i>	<i>Average—</i>	<i>Average—</i>		
Junior civil engineers		No. 2 Salary \$3,100	No. 2 Salary \$3,100	No. 2 Salary \$3,000		
Salary range, \$2,400 to \$3,000; average, \$2,700—						
Field assistants		7 2,471	7 2,471	6½ 2,400		
Inspector of motor boats		1 2,500	1 2,500	1 2,400		
Storekeeper		1 2,500	1 2,500	1 2,400		
Salary range, \$2,100 to \$2,700; average, \$2,400—						
Chief clerk		1 2,400	1 2,400	1 2,300		
Salary range, \$1,860 to \$2,400; average, \$2,100—						
Shipping clerks		2 2,060	2 2,060	2 1,960		
Repairman of motor boats				½ 1,860		
Salary range, \$1,680 to \$2,040; average, \$1,860—						
Clerks		15 1,780	15 1,780	14½ 1,708		

Estimates of appropriations required for the service of the fiscal year ending June 30, 1927—Continued

General object (title of appropriation), date of acts, references to Statutes at Large, or to Revised Statutes, and estimated amount required for each detailed object				Total amount to be appropriated under each head of appropriation	Amount appropriated for the fiscal year ending June 30, 1926
<i>Coast Guard—Continued.</i>					
	Estimated expenditures, 1927 appropriation	Estimated expenditures, 1926 appropriation	Expended and obligated, 1925		
Field service—Continued.					
Salaries and wages—Continued.					
Salary range, \$1,500 to \$1,680; average, \$1,680—					
Clerks	Average— No. 5 Salary \$1,632	Average— No. 5 Salary \$1,632	Average— No. 4 1/2 Salary \$1,567		
Salary range, \$1,320 to \$1,680; average, \$1,500—					
Field clerk	2 1,350	2 1,350	2 1,440		
Pilots	4 1,320	4 1,320	3 1/2 1,260		
Salary range, \$1,140 to \$1,500; average, \$1,320—					
Skilled laborers	1 1,140	1 1,140	1 1,140		
Salary range, \$1,020 to \$1,260; average, \$1,140—					
Teamster	41	41	40 1/2		
Total average number of employees	79,000.00	79,000.00	75,292.33		
Total salaries and wages, field service, subject to classification act	15,339,758.00	12,878,682.00	11,389,915.40		
01 Total personal services					
Supplies and materials:					
0200 Drafting and photographic supplies	1,350.00	1,350.00	1,363.07		
0210 Medical and hospital supplies	1,250.00	1,250.00	1,262.35		
0220 Scientific and educational supplies	1,350.00	1,350.00	1,330.39		
0230 Fuel	2,773,400.00	2,752,700.00	1,638,556.88		
0240 Wearing apparel and sewing supplies	50.00	50.00	45.18		
0250 Forage and other supplies for animals	26,000.00	24,000.00	23,317.71		
0260 Provisions	845,004.00	647,000.00	725,564.53		
0270 Powder, projectiles, and explosives	69,000.00	49,200.00	7,837.98		
0280 Sundry supplies	416,550.00	388,350.00	366,260.23		
0290 Materials	252,100.00	224,700.00	213,104.30		
02 Total supplies and materials	4,386,054.00	4,089,950.00	2,978,642.62		
03 Subsistence and support of persons (service)	1,150.00	1,180.00	1,149.70		
04 Subsistence and care of animals, and storage and care of vehicles (service)	300.00	300.00	303.25		
Communication service:					
0500 Telegraph service	6,000.00	6,000.00	5,418.33		
0510 Telephone service	32,400.00	32,400.00	29,458.17		
0520 Other communication service	100.00	100.00	108.12		
05 Total communication service	38,500.00	38,500.00	34,984.62		
06 Travel expenses	270,000.00	245,000.00	259,263.14		
07 Transportation of things (service)	115,000.00	115,000.00	102,884.62		
08 Photographing, photographs, and prints	1,250.00	1,250.00	1,267.20		
09 Advertising and publication of notices (service)	3,000.00	3,000.00	3,037.02		
10 Furnishing of heat, light, power, water, and electricity	46,800.00	46,700.00	38,522.43		
Rents:					
1100 Rent of buildings and structures	48,700.00	48,700.00	34,041.01		
1110 Other rents	3,900.00	3,900.00	3,944.86		
11 Total rents	52,600.00	52,600.00	37,985.87		
12 Repairs and alterations	262,600.00	168,500.00	213,343.85		
13 Special and miscellaneous current expenses	8,750.00	8,750.00	4,609.09		
Pensions, retirement salaries, annuities, World War allowances, and insurance losses:					
2110 Retirement pay	1,002,638.00	963,753.00	907,771.87		
2130 Allowances	25,000.00	30,000.00	17,173.92		
21 Total pensions, retirement salaries, annuities, World War allowances, and insurance losses	1,027,638.00	993,753.00	924,945.79		
22 Burial expenses	3,500.00	3,500.00	1,037.25		
Equipment:					
3010 Furniture, furnishings and fixtures	84,500.00	78,600.00	73,557.48		
3020 Educational, scientific, and recreational equipment	43,025.00	36,725.00	36,692.81		
3030 War equipment	22,000.00	11,400.00	2,057.19		
3040 Livestock	1,500.00		1,030.00		
3050 Other equipment	544,475.00	536,975.00	514,891.83		
30 Total equipment	695,500.00	663,700.00	628,229.31		
Structures and parts and nonstructural improvements to land (includes fixed equipment):					
3210 Other structures	133,940.00	82,700.00	82,704.35		
3220 Nonstructural improvements	1,806.00	1,800.00	1,817.87		
32 Total structures and parts and nonstructural improvements to land (includes fixed equipment)	135,740.00	84,500.00	84,522.22		
Reserve		333,000.00			
Total	22,388,140.00	19,427,835.00	16,704,643.38		

NOTE.—The sum of \$508.38 was expended during the fiscal year 1925 for purchase, exchange, maintenance, repair, and operation of motor-propelled passenger-carrying vehicles at depot, Curtis Bay, Md., and academy, New London, Conn.

Estimates of appropriations required for the service of the fiscal year ending June 30, 1927—Continued

General object (title of appropriation), date of acts, references to Statutes at Large, or to Revised Statutes, and estimated amount required for each detailed object				Total amount to be appropriated under each head of appropriation	Amount appropriated for the fiscal year ending June 30, 1926
Repairs to Coast Guard Vessels— For repairs to Coast Guard vessels and boats (<i>act Jan. 22, 1925, vol. 43, p. 772</i>)				\$1, 625, 000. 00	\$950, 000. 00
Departmental service:	Estimated expenditures, 1927 appropriation	Estimated expenditures, 1926 appropriation	Expended and obligated, 1925		
Salaries—					
Professional and scientific service—	Average—	Average—	Average—		
Grade 4, \$3,800 to \$5,000; average, \$4,400—	No. Salary	No. Salary	No. Salary		
Engineers (naval architect).....	2 \$3, 800	2 \$3, 800	2 \$3, 800		
Grade 2, \$2,400 to \$3,000; average, \$2,700—					
Assistant engineer (naval architect).....	1 2, 400	1 2, 400	1 2, 400		
Total average number of employees.....	3	3	3		
Total salaries, departmental service.....	\$10, 000	\$10, 000	\$10, 000		
The difference between 1927 and 1926 is due to increase in salaries, \$1,500.					
Field service (not subject to classification):					
Wages—	No. Per diem rate	No. Per diem rate	No. Per diem rate		
Quartermen.....	2 9.44-9.04	2 9.44-9.04	2 9.44-8.60		
Leading man.....	1 7.84-7.76	1 7.84-7.76	1 7.84-7.60		
Pattern maker.....	1 7.44	1 7.44	1 7.44-7.20		
Moulder.....	1 7.20	1 7.20	1 7.20		
Sheet-metal worker.....	1 7.04	1 7.04	1 7.04-6.80		
Pipe fitter.....	1 7.04	1 7.04	1 7.04-6.80		
Electrician.....	1 7.04	1 7.04	1 7.04-6.24		
Ship joiners.....	3 6.64-6.24	3 6.64-6.24	3 6.64-6.00		
Painter.....	1 6.64-6.24	1 6.64-6.24	1 6.64-6.40		
Rigger.....	1 6.64	1 6.64	1 6.64-6.40		
Machinists.....	5 6.56-5.76	5 6.56-5.76	5 6.56-5.60		
Sailmaker.....	1 6.40	1 6.40	1 6.40		
Ship fitters.....	3 6.40	3 6.40	3 6.40		
Drillers.....	5 4.80-4.40	5 4.80-4.40	5 4.80-4.40		
General helpers.....	7 4.32	7 4.32	7 4.32		
Laborers.....	4 4.16-3.36	4 4.16-3.36	4 4.16-3.20		
Apprentice, second class.....	1 3.60-3.20	1 3.60-3.20	1 3.60-3.20		
Total number of employees.....	39	39	39		
Total wages, field service.....	46, 500. 00	46, 500. 00	46, 317. 90		
Deduct expenditures for personal services in objects named below.....	46, 500. 00	46, 500. 00	46, 317. 90		
01 Total personal services.....	10, 000. 00	10, 000. 00	10, 000. 00		
12 Repairs and alterations.....	1, 615, 000. 00	925, 000. 00	988, 737. 34		
Reserve.....		15, 000. 00			
Total.....	1, 625, 000. 00	950, 000. 00	988, 737. 34		
Total, Coast Guard service.....				24, 243, 140. 00	20, 597, 835. 00

BUREAU OF ENGRAVING AND PRINTING

Salaries, Bureau of Engraving and Printing—

Office of Director: For the Director, [two] three Assistant Directors, and other personal services in the District of Columbia in accordance with the classification act of 1923 (*act Jan. 22, 1925, vol. 43, p. 773*)

	Estimated expenditures, 1927 appropriation	Estimated expenditures, 1926 appropriation	Expended and obligated, 1925		
Departmental service:					
Salaries—					
Clerical, administrative, and fiscal service—	Average—	Average—	Average—		
Grade 13, \$6,000 to \$7,500; average, \$6,750—	No. Salary	No. Salary	No. Salary		
Executive officer (director).....	1 \$6, 500	1 \$6, 500	1 \$6, 000		
Grade 12, \$5,200 to \$6,000; average, \$5,600—					
Senior administrative officers (assistant directors).....	3 5, 400	2 5, 500	2½ 5, 200		
Senior administrative officer (mechanical expert and designer).....	1 5, 200	1 5, 200			
Grade 11, \$3,800 to \$5,200; average, \$4,400—					
Administrative officer (chief accountant).....	1 4, 200	1 4, 200	1 3, 800		
Grade 9, \$3,000 to \$3,600; average, \$3,300—					
Senior administrative assistant—					
Assistant chief accountant.....	1 3, 300	1 3, 300	1 3, 000		
Disbursing agent.....	1 3, 000	1 3, 000	1 3, 000		
Purchasing agent.....	1 3, 500	1 3, 500	1 3, 500		
Superintendent of orders.....	1 3, 300	1 3, 300	1 3, 000		
Grade 7, \$2,400 to \$3,000; average, \$2,700—					
Junior administrative assistant—					
Secretary to director.....	1 2, 400	1 2, 400	1 2, 400		
Assistant disbursing agent.....	1 2, 700	1 2, 700	1 2, 400		
Assistant purchasing agent.....	1 2, 700	1 2, 700	1 2, 400		
				470, 000. 00	460, 540. 00

Estimates of appropriations required for the service of the fiscal year ending June 30, 1927—Continued

General object (title of appropriation), date of acts, references to Statutes at Large, or to Revised Statutes, and estimated amount required for each detailed object				Total amount to be appropriated under each head of appropriation	Amount appropriated for the fiscal year ending June 30, 1926
Salaries, Bureau of Engraving and Printing—Continued.					
Departmental service—Continued.					
Salaries—Continued.					
Clerical, administrative, and fiscal service—Con.					
Grade 8, \$2,100 to \$2,700; average, \$2,400—					
Principal clerk	Average— No. Salary	Average— No. Salary	Average— No. Salary		
Cost accountant	1 \$2,500	1 \$2,500	1 \$2,500		
Principal statistical clerk	1 2,300	1 2,300	1 2,300		
Storekeeper	1 2,700	1 2,700	1 2,700		
Grade 5, \$1,860 to \$2,400; average, \$2,111.42—					
Senior clerks	10 2,104	10 2,104	10 2,044		
Grade 4, \$1,680 to \$2,040; average, \$1,860—					
Clerks	14 1,873	14 1,873	14 1,860		
Clerk-stenographer	1 1,680	1 1,680	1 1,680		
Grade 3, \$1,500 to \$1,860; average, \$1,680—					
Assistant clerks	28½ 1,663	28½ 1,663	27½ 1,645		
Senior stenographer	1 1,860	1 1,860	1 1,860		
Assistant clerk-stenographers	4 1,680	4 1,680	4 1,665		
Grade 2, \$1,320 to \$1,680; average, \$1,500—					
Junior clerks	16½ 1,486	16½ 1,486	16½ 1,442		
Junior stenographers	3 1,540	3 1,540	3 1,520		
Senior typist	1 1,560	1 1,560	1 1,560		
Junior clerk typist	1 1,380	1 1,380	1 1,380		
Junior operators, office devices	2 1,410	2 1,410	2 1,350		
Grade 1, \$1,140 to \$1,500; average, \$1,320—					
Underclerks	10 1,338	10 1,338	8½ 1,326		
Underoperators, office devices	3 1,260	3 1,260	1½ 1,260		
Professional and scientific service—					
Grade 4, \$3,800 to \$5,000; average, \$4,400—					
Engineer (mechanical expert and designer)			½ 5,000		
Subprofessional service—					
Grade 7, \$2,100 to \$2,700; average, \$2,400—					
Principal engineering draftsman	1 2,500	1 2,500	½ 2,500		
Custodial service—					
Grade 7, \$1,680 to \$2,040; average, \$1,860—					
Assistant chief guard (captain of the watch)	1 1,860	1 1,860	1 1,680		
Grade 5, \$1,320 to \$1,680; average, \$1,500—					
Principal guards (lieutenants of the watch)	2 1,500	2 1,500	2 1,320		
Grade 4, \$1,140 to \$1,500; average, \$1,320—					
Head messenger	1 1,320	1 1,320	½ 1,260		
Grade 3, \$1,020 to \$1,260; average, \$1,140—					
Messengers	9 1,200	9 1,200	9 1,166		
Guards	99 1,080	95 1,060	92½ 1,025		
Senior laborers	7 1,209	7 1,209	4½ 1,142		
Grade 2, \$900 to \$1,140; average, \$1,020—					
Junior laborers	158½ 737	158½ 749	151½ 725		
Total number of employees	389½	384½	364½		
Total salaries, departmental service	470,000	460,540	418,933		
The difference between 1927 and 1926 is due to increase in force, \$9,460.					

For the work of engraving and printing, exclusive of repay work, during the fiscal year [1926] 1927, of not exceeding [190,242,300] 205,500,000 delivered sheets of United States currency and national-bank currency, [95,075,700] 101,943,522 delivered sheets of internal-revenue stamps, [130,000 delivered sheets of customs stamps, 2,700,000] 2,953,125 delivered sheets of withdrawal permits, [550,000] 587,450 delivered sheets of opium orders and special-tax stamps required under the act of December 17, 1914, and [7,241,817] 8,135,674 delivered sheets of checks, drafts, and miscellaneous work; [and 15,000,000 undelivered sheets of backs and of 15,000,000 undelivered sheets of faces of United States currency], as follows:

Compensation of Employees, Bureau of Engraving and Printing—

For salaries of all necessary employees, other than employees required for the administrative work of the bureau of the class provided for and specified in the Treasury Department appropriation act for the fiscal year [1926] 1927, and plate printers and plate printers' assistants, to be expended under the direction of the Secretary of the Treasury, [\$3,826,083] \$3,943,000: *Provided*, That no portion of this sum shall be expended for printing United States notes or Treasury notes of larger denominations than those that may be canceled or retired, except in so far as such printing may be necessary in executing the requirements of the act "To define and fix the standard of value, to maintain the parity of all forms of money issued or coined by the United States, to refund the public debt, and for other purposes," approved March 14, 1900 (*acts Jan. 22, 1925, vol. 43, p. 773; Mar. 4, 1925, vol. 43, p. 1842*)—

\$3,943,000.00

\$3,826,083.00

Estimates of appropriations required for the service of the fiscal year ending June 30, 1927—Continued

General object (title of appropriation), date of acts, references to Statutes at Large, or to Revised Statutes, and estimated amount required for each detailed object

Total amount to be appropriated under each head of appropriation

Amount appropriated for the fiscal year ending June 30, 1926

Compensation of Employees, Bureau of Engraving and Printing—

	Estimated expenditures, 1927 appropriation	Estimated expenditures, 1926 appropriation	Expended and obligated, 1925
Departmental service:			
Salaries—			
Professional service—	<i>Average—</i>	<i>Average—</i>	<i>Average—</i>
Grade 4, \$3,800 to \$5,000; average, \$4,400—	No. 1 Salary \$4,200	No. 1 Salary \$4,200	No. 1½ Salary \$3,800
Scientist (chemist).....			1½ 5,000
Engineer (mechanical expert and designer).....			
Grade 3, \$3,000 to \$3,600; average, \$3,300—	2 3,000	2 3,000	1½ 3,000
Associate scientist (chemists).....	1 3,300	1 3,300	1 3,000
Associate medical officer.....			
Grade 1, \$1,860 to \$2,400; average, \$2,111.43—			
Junior scientist (assistant chemist).....	1 1,860	1 1,860	1 1,860
Subprofessional service—			
Grade 7, \$2,100 to \$2,700; average, \$2,400—			1½ 2,500
Principal engineering draftsman.....			
Grade 6, \$1,860 to \$2,400; average, \$2,111.43—			
Senior social service worker.....	1 2,400	1 2,400	1 2,400
Senior engineering draftsman.....	1 2,300	1 2,300	1 2,300
Senior scientific aid (assistant chemist).....	1 2,200	1 2,200	1 2,100
Grade 4, \$1,500 to \$1,860; average, \$1,680—			
Assistant social service worker.....	1 1,680	1 1,680	1 1,680
Nurses.....	3 1,620	3 1,620	3 1,500
Grade 3, \$1,320 to \$1,680; average, \$1,500—			
Junior scientific aid (laboratory helper).....	1 1,320	1 1,320	1 1,320
Grade 2, \$1,140 to \$1,500; average, \$1,320—			
Under laboratory helper.....	1 1,500	1 1,500	1 1,500
Clerical, administrative, and fiscal service—			
Grade 12, \$5,200 to \$6,000; average, \$5,600—			
Senior administrative officer (superintendent of division).....	1 5,600	1 5,600	1 8,000
Grade 11, \$3,800 to \$5,000; average, \$4,400—			
Administrative officer.....	1 5,000	1 5,000	1 4,967
Assistant superintendent of division.....	2 4,000	2 4,000	2 3,800
Superintendent of division.....	2 4,200	1½ 4,200	1½ 4,400
Designers.....			1½ 3,790
Foreman.....			1½ 3,800
Superintendent of work.....			
Grade 10, \$3,300 to \$3,900; average, \$3,600—			
Junior administrative officers (superintendents of division).....	2 3,300	2 3,300	2 3,300
Grade 9, \$3,000 to \$3,600; average, \$3,300—			
Senior administrative assistant—			
Superintendent of division.....	1 3,000	1 3,000	3½ 3,125
Assistant superintendent of division.....	2 3,150	2 3,150	
Grade 8, \$2,700 to \$3,300; average, \$3,000—			
Administrative assistant—			
Superintendents of division.....	3 2,967	3 2,967	3 2,833
Assistant superintendent of division.....	1 2,800	1 2,800	1 2,800
Chief electrician.....			1½ 2,800
Foreman.....	1 3,300	1 3,300	16½ 2,746
Grade 7, \$2,400 to \$3,000; average, \$2,700—			
Junior administrative assistant—			
Assistant superintendents of division.....	1 2,700	1 2,700	1 2,400
Custodian of vault.....	1 2,500	1 2,500	1 2,500
Chief clerk of division.....	1 2,400	1 2,400	1½ 2,400
Foremen.....			5 2,620
Grade 6, \$2,100 to \$2,700; average, \$2,400—			
Principal clerks—			
Clerks.....	3 2,433	3 2,433	2½ 2,433
Chief distributor of stock.....	1 2,700	1 2,700	1 2,700
Assistant superintendents of division.....	2 2,300	2 2,300	2 2,300
Foreman in division.....	1 2,600	1 2,600	1 2,400
Custodian of vault.....	1 2,200	1 2,200	1 2,200
Assistant custodian of vault.....	1 2,200	1 2,200	1 2,200
Foremen of section.....			13½ 2,567
Superintendents of division.....			4 2,400
Assistant foreman plate finishing.....			1½ 2,700
Grade 5, \$1,860 to \$2,400; average, \$2,111.43—			
Senior clerk—			
Foremen or forewomen.....	6 2,317	6 2,317	2½ 2,333
Distributor of stock.....	1 2,300	1 2,300	1 2,300
Custodian of stock.....	1 1,860	1 1,860	1½ 2,300
Clerks.....	5 2,092	5 2,092	4½ 2,092
Grade 4, \$1,680 to \$2,040; average, \$1,860—			
Clerks.....	17 1,829	17 1,829	16½ 1,825
Grade 3, \$1,500 to \$1,860; average, \$1,680—			
Assistant clerks.....	51 1,596	51 1,596	51½ 1,585
Typists.....	4 1,605	4 1,605	4 1,545
Grade 2, \$1,320 to \$1,680; average, \$1,500—			
Junior clerks.....	100 1,478	100 1,478	100 1,416
Senior typists.....	3 1,580	3 1,580	2½ 1,580
Grade 1, \$1,140 to \$1,500; average, \$1,320—			
Underclerks.....	40 1,308	40 1,308	38½ 1,293
Underoperator, office service (telephone operator).....			1½ 1,260
Custodial service—			
Grade 9, \$2,100 to \$2,700; average, \$2,400—			
Assistant mechanical superintendents (foremen).....	2 2,400	2 2,400	2 2,100
Grade 7, \$1,680 to \$2,040; average, \$1,860—			
Senior mechanic.....	1 1,800	1 1,800	1 1,800
Grade 6, \$1,500 to \$1,860; average, \$1,680—			
Mechanics.....	3 1,600	3 1,600	3 1,600
Grade 5, \$1,320 to \$1,680; average, \$1,500—			
Foremen of laborers.....	2 1,380	2 1,380	2 1,380
Junior mechanic.....	1 1,320	1 1,320	1½ 1,350

Estimates of appropriations required for the service of the fiscal year ending June 30, 1927—Continued

General object (title of appropriation), date of acts, references to Statutes at Large, or to Revised Statutes, and estimated amount required for each detailed object				Total amount to be appropriated under each head of appropriation	Amount appropriated for the fiscal year ending June 30, 1926
<i>Compensation of Employees, Bureau of Engraving and Printing—Continued.</i>					
	Estimated expenditures, 1927 appropriation	Estimated expenditures, 1926 appropriation	Expended and obligated, 1925		
Departmental service—Continued.					
Salaries—Continued.					
Custodial service—Continued.					
Grade 4, \$1,140 to \$1,500; average, \$1,320—					
Assistant foremen of laborers	Average— No. 4 Salary \$1,260	Average— No. 4 Salary \$1,260	Average— No. 3½ Salary \$1,260		
Messenger					
Grade 3, \$1,020 to \$1,260; average, \$1,140—					
Messengers	7 1,217	7 1,217	7½ 1,208		
Senior laborers (press cleaners and miscellaneous)	133 1,073	133 1,073	139½ 1,078		
Minor mechanics (chauffeurs)	26 1,200	26 1,200	25½ 1,200		
Underdomestic attendant (laundry woman)	15 1,020	15 1,020	14½ 1,020		
Guard	1 1,200	1 1,200	1 1,200		
Grade 2, \$900 to \$1,140; average, \$1,020—					
Junior laborers (dressing-room attendants)	11 900	11 900	18½ 900		
Grade 1, \$600 to \$780; average, \$690—					
Junior messengers	5 630	5 630	5½ 715		
Clerical-mechanical service—					
Grade 4, 80 to 90 cents an hour—					
Foremen or forewomen	17 2,019	17 2,019	16½ 2,019		
Grade 3, 65 to 70 cents an hour—					
Principal operatives	63 1,642	63 1,642	62½ 1,642		
Assistant foremen or assistant forewomen	27 1,652	27 1,652	26½ 1,648		
Grade 2, 55 to 60 cents an hour—					
Senior operatives	1,485 1,379	1,443 1,379	1,254 1,379		
Grade 1, 45 to 50 cents an hour—					
Junior operatives	1,101 1,232	1,071 1,232	983 1,219		
Unclassified—					
Foremen	38 2,942	38 2,942			
Engravers	35 3,202	35 3,202	28½ 3,578		
Siderographers	29 3,247	29 3,247	39 3,193		
Steel plate finishers	44 2,388	44 2,388	43½ 2,312		
Provers	8 2,661	8 2,661	7½ 2,661		
Hardeners	3 2,512	3 2,512	3 2,470		
Machinists	70 2,629	70 2,629	68½ 2,435		
Photo negative cutter and retoucher	1 2,329	1 2,329	1 2,329		
Compositors and proof readers	2 2,454	2 2,458	2 2,366		
Photographer	1 3,002	1 3,002	1 3,002		
Photo lithographers	3 2,387	3 2,387	3 2,387		
Lithographic transferers	2 2,416	2 2,416	2 2,416		
Die sinker	1 2,754	1 2,754	1 2,754		
Die finisher	1 2,704	1 2,704	1 2,704		
Pressmen	80 2,628	80 2,628	77½ 2,452		
Offset pressmen	16 2,729	16 2,729	15½ 2,551		
Bookbinders	8 2,379	8 2,379	7½ 2,200		
Rotary plate fitters	2 3,030	2 3,030	1½ 2,836		
Assistant engineers	9 2,657	9 2,657	9 2,475		
Oilers	1 2,053	1 2,053	1 1,859		
Dynamo tenders	5 2,404	5 2,404	5 2,210		
Firemen	11 2,053	11 2,053	11 1,859		
Lock fitter	1 2,629	1 2,629	1 2,435		
Roller makers	2 2,629	2 2,629	2 2,435		
Acetylene welder	1 2,629	1 2,629	1 2,435		
Ornamental iron worker	1 2,629	1 2,629	1 2,435		
Plumbers	4 2,629	4 2,629	3½ 2,435		
Tin and sheet metal workers	4 2,629	4 2,629	3½ 2,435		
Blacksmith	1 2,379	1 2,379	1 2,360		
Painters	5 2,629	5 2,629	4½ 2,435		
Carpenters	8 2,629	8 2,629	8½ 2,435		
Steamfitters	3 2,629	3 2,629	2½ 2,435		
Electricians	25 2,629	25 2,629	23½ 2,435		
Wiremen	10 2,103	10 2,103	9½ 1,910		
Bricklayers	2 2,629	2 2,629	2 2,435		
Pipe coverer	1 2,629	1 2,629	1 2,435		
Knife grinder	1 2,354	1 2,354	1 2,319		
Skilled helper	71 1,718	71 1,718	73½ 1,802		
Overtime	45,000	45,000	52,285		
Total average number of employees	3,684	3,610½	3,346½		
Total salaries, departmental service	5,636,072	5,539,680	5,067,840		
Deduct:					
Repayment in 1925			1,726,683		
Estimated repayment in 1926 and 1927	1,693,072	1,713,597			
Total pay for nonreimbursable work	3,943,000	3,826,083	3,361,157		

Plate Printing, Bureau of Engraving and Printing—

For wages of rotary-press plate printers at per diem rates, and all other plate printers at piece rates, to be fixed by the Secretary of the Treasury, not to exceed the rates usually paid for such work, including the wages of printers' assistants, when employed, [\$1,955,200] \$1,916,900, to be expended under the direction of the Secretary of the Treasury: *Provided*, That no portion of this sum shall be expended for printing United States notes or Treasury notes of larger denominations than those that may be canceled or retired except in so far as such printing may be necessary in executing the requirements of the act "To define and fix the standard of value, to maintain the parity of all forms of money issued or coined by the United States, to refund the public debt, and for other purposes," approved March 14, 1900 (act Jan. 22, 1925, vol. 43, p. 773; act Mar. 4, 1925, vol. 43, p. 1343)

\$1,916,900.00

\$1,955,200.00

Estimates of appropriations required for the service of the fiscal year ending June 30, 1927—Continued

General object (title of appropriation), date of acts, references to Statutes at Large, or to Revised Statutes, and estimated amount required for each detailed object				Total amount to be appropriated under each head of appropriation	Amount appropriated for the fiscal year ending June 30, 1926
Plate Printing, Bureau of Engraving and Printing—Continued.					
	Estimated expenditures, 1927 appropriation	Estimated expenditures, 1926 appropriation	Expended and obligated, 1925		
Clerical-mechanical service:	Average— No. Salary	Average— No. Salary	Average— No. Salary		
Grade 1, junior operative, 45 to 50 cents per hour.....	774 \$1,232	816 \$1,232	759-1/4 \$1,232		
Unclassified service:					
Plate printers.....	{ 37 3,130 415 3,190	{ 19 3,130 436 3,190	{ 12-1/4 2,739 405-1/4 3,190		
Total average number of employees.....	1,226	1,271	1,177-1/4		
Total pay.....	2,393,100.00	2,455,600.00	2,264,248.48		
Deduct:					
Repayments, 1925.....			623,552.18		
Estimated repayments, 1926 and 1927.....	476,200.00	500,400.00			
01 Total pay for nonreimbursable work.....	1,916,900.00	1,955,200.00	1,640,696.30		
¹ Estimated average earnings (piece rate)					
Materials and Miscellaneous Expenses, Bureau of Engraving and Printing—					
For engravers' and printers' materials and other materials, including distinctive and nondistinctive paper, except distinctive paper for United States currency, national bank currency, and Federal reserve bank currency; equipment of, repairs to, and maintenance of buildings and grounds and for minor alterations to buildings; directories, technical books, and periodicals, and books of reference, not exceeding \$300; rent of warehouse in the District of Columbia; traveling expenses not to exceed \$650; miscellaneous expenses, [including paper for internal revenue stamps] including not to exceed \$1,500 for articles approved by the Secretary of the Treasury as being necessary for the protection of the person of employees; and for purchase, maintenance, and driving of necessary motor-propelled and horse-drawn passenger-carrying vehicles, when, in writing, ordered by the Secretary of the Treasury, [\$1,496,327] \$1,487,500, to be expended under the direction of the Secretary of the Treasury (acts Jan. 29, 1925, vol. 43, p. 778; Mar. 4, 1925, vol. 43, p. 1343)				\$1,487,500.00	\$1,496,327.00
	Estimated expenditures, 1927 appropriation	Estimated expenditures, 1926 appropriation	Expended and obligated, 1925		
Cleaning windows.....	\$5,820.00	\$5,820.00	\$6,346.49		
Cleaning ink basins.....	1,200.00	1,200.00	1,164.60		
01 Total personal services.....	7,020.00	7,020.00	7,511.09		
Supplies and materials:					
0200 Stationery and office supplies.....	2,350.00	2,350.00	2,345.04		
0210 Medical and hospital supplies.....	3,000.00	3,000.00	2,909.02		
0220 Books of reference.....	300.00				
0230 Coal.....	77,760.00	74,880.00	75,007.40		
0240 Wearing apparel.....	1,500.00	1,500.00			
0250 Electrotypes.....	18,500.00	18,500.00	18,342.88		
Garage supplies.....	12,340.00	12,280.00	10,659.32		
Household supplies.....	19,500.00	19,300.00	18,397.55		
Chemicals, acids, etc.....	33,950.00	33,030.00	28,417.61		
Hardware.....	82,700.00	82,000.00	81,498.30		
Castings.....	4,350.00	4,350.00	4,327.81		
Electrical supplies.....	29,960.00	28,960.00	26,459.32		
Lumber.....	12,000.00	12,000.00	11,869.87		
0290 Miscellaneous.....	88,870.00	85,870.00	83,041.10		
Dextrine.....	46,300.00	42,500.00	47,430.50		
Dry colors.....	385,425.00	373,850.00	303,215.33		
Steel plates, etc.....	149,700.00	144,800.00	124,460.67		
Plate oil, etc.....	175,765.00	162,600.00	127,842.71		
Check paper.....	30,075.00	30,075.00	27,274.05		
Localized fiber.....	250,225.00	250,225.00	246,723.40		
Postage stamp paper.....	161,450.00	149,800.00	85,832.51		
Revenue paper.....	207,860.00	190,750.00	164,012.76		
Miscellaneous paper.....	129,000.00	125,500.00	119,510.30		
Paper boxes.....	7,790.00	7,650.00	6,836.45		
Textiles.....	312,590.00	299,200.00	269,425.89		
Glue and alum.....	22,190.00	20,825.00	4,627.49		
Miscellaneous items.....	64,700.00	62,750.00	59,757.20		
02 Total supplies and materials.....	2,330,150.00	2,238,525.00	1,950,324.48		
Communication service:					
0500 Telegraph service.....	30.00	30.00	28.77		
0510 Telephone service.....	3,800.00	3,800.00	3,798.29		
05 Total communication service.....	3,830.00	3,830.00	3,827.06		
06 Travel expense.....	650.00	650.00	650.68		
07 Transportation of things (service).....	7,100.00	7,000.00	6,820.22		
08 Printing and binding.....	525.00	525.00	522.39		
09 Advertising.....	750.00	750.00	747.66		

Estimates of appropriations required for the service of the fiscal year ending June 30, 1927—Continued

General object (title of appropriation), date of acts, references to Statutes at Large, or to Revised Statutes, and estimated amount required for each detailed object				Total amount to be appropriated under each head of appropriation	Amount appropriated for the fiscal year ending June 30, 1926
Materials and Miscellaneous Expenses, Bureau of Engraving and Printing—Con.					
	Estimated expenditures, 1927 appropriation	Estimated expenditures, 1926 appropriation	Expended and obligated, 1925		
Furnishing heat, light, and power:					
1030 Electric current.....	\$73,400.00	\$69,100.00	\$58,584.35		
Gas.....	2,000.00	2,000.00	2,020.13		
10 Total heat, light, and power.....	75,400.00	71,100.00	60,604.48		
11 Rent.....	3,600.00				
Equipment:					
3010 Furniture and fixtures.....	3,500.00	3,500.00	3,492.33		
3050 Machinery.....	100,000.00	85,667.00	112,432.59		
30 Total equipment.....	103,500.00	89,167.00	115,924.92		
Reserve.....		50,000.00			
	2,532,525.00	2,468,567.00	2,146,932.98		
Deduct:					
Repayments in 1925.....			938,374.67		
Estimated repayments in 1926 and 1927.....	1,045,025.00	972,240.00			
Total.....	1,487,500.00	1,496,327.00	1,208,558.31		
<p>During the fiscal year [1926] 1927 all proceeds derived from work performed by the Bureau of Engraving and Printing, by direction of the Secretary of the Treasury, not covered and embraced in the appropriation for said bureau for the said fiscal year, instead of being covered into the Treasury as miscellaneous receipts, as provided by the act of August 4, 1886 (Twenty-fourth Statutes, page 227), shall be credited when received to the appropriation for said bureau for the fiscal year [1926] 1927.</p>				\$7,817,400.00	\$7,738,150.00
Total, Bureau of Engraving and Printing.....					
SECRET SERVICE DIVISION					
Salaries, Secret Service Division—					
Secret Service Division, salaries: For the chief of the division and other personal services in the District of Columbia in accordance with the classification act of 1923 (<i>act Jan. 22, 1925. vol. 43, p. 773</i>).....				25,180.00	25,680.00
	Estimated expenditures, 1927 appropriation	Estimated expenditures, 1926 appropriation	Expended and obligated, 1925		
Departmental service:					
Salaries—					
Clerical, administrative, and fiscal service—					
Grade 12, \$5,200 to \$6,000; average, \$5,600—					
Senior administrative officer (chief of bureau).....	Average— No. 1 Salary \$5,600	Average— No. 1 Salary \$5,600	Average— No. 1 Salary \$5,900		
Grade 11, \$3,800 to \$5,000; average, \$4,400—					
Administrative officer (assistant bureau chief).....	1 4,400	1 4,400	1 4,850		
Grade 6, \$2,100 to \$2,700; average, \$2,400—					
Principal clerk.....	1 2,100	1 2,100	1 2,122		
Grade 5, \$1,860 to \$2,400; average, \$2,100—					
Senior clerk-stenographer.....	1 2,100	1 2,100	1 1,970		
Grade 4, \$1,680 to \$2,040; average, \$1,860—					
Clerk.....	1 1,860	1 1,860	1 2,023		
Accounting and auditing assistant.....	1 1,680	1 1,680	1 1,680		
Clerk.....			1 1,860		
Grade 3, \$1,500 to \$1,860; average, \$1,680—					
Junior clerk-stenographer.....	1 1,680	1 1,680			
Assistant clerks.....	2 1,590	2 1,590	1 1,643		
Assistant clerk.....			1 1,500		
Grade 2, \$1,320 to \$1,680; average, \$1,500—					
Junior clerk.....	1 1,440	1 1,440	1 1,680		
Junior clerk-stenographer.....			1 1,384		
Grade 1, \$1,140 to \$1,500; average, \$1,320—					
Underclerk.....	1 1,320	1 1,320	1 1,440		
Custodial service—					
Grade 3, \$1,020 to \$1,280; average, \$1,140—					
Messenger.....	1 1,140	1 1,140	1 1,134		
Total average number of employees.....	12	11	11		
Deduct for lapses, etc.....	26,800 1,220				
01 Total salaries.....	25,180	25,620	26,406		
The difference between 1927 and 1926 is due to decrease in force, \$440.					

Estimates of appropriations required for the service of the fiscal year ending June 30, 1927—Continued

General object (title of appropriation), date of acts, references to Statutes at Large, or to Revised Statutes, and estimated amount required for each detailed object				Total amount to be appropriated under each head of appropriation	Amount appropriated for the fiscal year ending June 30, 1926																																																																																																																																																
<p><i>Suppressing Counterfeiting and Other Crimes—</i></p> <p>Suppressing counterfeiting and other crimes: For expenses incurred under the authority or with the approval of the Secretary of the Treasury in detecting, arresting, and delivering into the custody of the United States marshal having jurisdiction dealers and pretended dealers in counterfeit money and persons engaged in counterfeiting, forging, and altering United States notes, bonds, national-bank notes, Federal reserve notes, Federal reserve bank notes, and other obligations and securities of the United States and of foreign governments, as well as the coins of the United States and of foreign governments, and other crimes against the laws of the United States relating to the Treasury Department and the several branches of the public service under its control; hire and operation of motor-propelled passenger-carrying vehicles when necessary; per diem in lieu of subsistence, when allowed pursuant to section 13 of the sundry civil appropriation act approved August 1, 1914, and for no other purpose whatever, except in the protection of the person of the President and the members of his immediate family and of the person chosen to be President of the United States, [\$450,000] \$460,000: <i>Provided</i>, That no part of this amount be used in defraying the expenses of any person subpoenaed by the United States courts to attend any trial before a United States court or preliminary examination before any United States commissioner, which expenses shall be paid from the appropriation for "Fees of witnesses, United States courts": <i>Provided further</i>, That no person shall be employed hereunder at a compensation greater than that allowed by law (<i>acts June 11, 1862, vol. 12, p. 533; Mar. 3, 1863, vol. 12, p. 713; June 30, 1906, vol. 34, p. 708; June 23, 1913, vol. 33, p. 23; Jan. 22, 1925, vol. 43, p. 774</i>)</p>				\$460,000.00	\$450,000.00																																																																																																																																																
<table><tr><th></th><th>Estimated expenditures, 1927 appropriation</th><th>Estimated expenditures, 1926 appropriation</th><th>Expended and obligated, 1925</th></tr><tr><td>Field service:</td><td></td><td></td><td></td></tr><tr><td>Salaries and wages—</td><td></td><td></td><td></td></tr><tr><td>Salary range, \$3,800 to \$5,000; average, \$4,400—</td><td></td><td></td><td></td></tr><tr><td>Principal operatives.....</td><td>Average— No. 3 \$4,400</td><td>Average— No. 3 \$4,440</td><td>Average— No. 3 \$4,400</td></tr><tr><td>Salary range, \$3,300 to \$3,900; average, \$3,600—</td><td></td><td></td><td></td></tr><tr><td>Operatives.....</td><td>17 3,424</td><td>17 3,424</td><td>17 3,424</td></tr><tr><td>Salary range, \$3,000 to \$3,600; average, \$3,300—</td><td></td><td></td><td></td></tr><tr><td>Operatives.....</td><td>15 3,000</td><td>15 3,000</td><td>15 3,000</td></tr><tr><td>Salary range, \$2,700 to \$3,300; average, \$3,000—</td><td></td><td></td><td></td></tr><tr><td>Operatives.....</td><td>36 2,800</td><td>36 2,800</td><td>36 2,800</td></tr><tr><td>Salary range, \$2,400 to \$3,000; average, \$2,700—</td><td></td><td></td><td></td></tr><tr><td>Operatives.....</td><td>27 2,500</td><td>27 2,500</td><td>27 2,500</td></tr><tr><td>Salary range, \$2,100 to \$2,700; average, \$2,400—</td><td></td><td></td><td></td></tr><tr><td>Operatives.....</td><td>32 2,117</td><td>29 2,117</td><td>24 2,117</td></tr><tr><td>Salary range, \$1,680 to \$2,040; average, \$1,860—</td><td></td><td></td><td></td></tr><tr><td>Clerks.....</td><td>7 1,750</td><td>6 1,750</td><td>6 1,750</td></tr><tr><td>Total average number of employees.....</td><td>137</td><td>133</td><td>128</td></tr><tr><td></td><td>364,158</td><td>356,601</td><td>346,016</td></tr><tr><td>Miscellaneous personal services.....</td><td>1,342</td><td></td><td>1,412</td></tr><tr><td>01 Total salaries and wages, field service.....</td><td>365,500</td><td>356,601</td><td>347,428</td></tr><tr><td>The difference between 1927 and 1926 is due to—</td><td></td><td></td><td></td></tr><tr><td>Increase in force.....</td><td>\$8,899</td><td></td><td></td></tr><tr><td>02 Stationery and office supplies.....</td><td>500.00</td><td>500.00</td><td>423.60</td></tr><tr><td>Communication service:</td><td></td><td></td><td></td></tr><tr><td>0600 Telegraph service.....</td><td>3,000.00</td><td>3,200.00</td><td>2,365.30</td></tr><tr><td>0510 Telephone service.....</td><td>7,000.00</td><td>6,895.00</td><td>7,150.35</td></tr><tr><td>0520 Other communication service.....</td><td>600.00</td><td>500.00</td><td>587.16</td></tr><tr><td>05 Total communication service.....</td><td>10,600.00</td><td>10,595.00</td><td>10,102.81</td></tr><tr><td>06 Travel expenses.....</td><td>75,000.00</td><td>75,399.00</td><td>69,793.69</td></tr><tr><td>07 Transportation of things (service).....</td><td>100.00</td><td>100.00</td><td>105.63</td></tr><tr><td>08 Printing and binding, engraving, photographing, and making photographs and prints.....</td><td>600.00</td><td>900.00</td><td>520.23</td></tr><tr><td>11 Rents (motor vehicles).....</td><td>3,000.00</td><td>1,000.00</td><td>3,031.00</td></tr><tr><td>13 Special and miscellaneous current expenses.....</td><td>4,000.00</td><td>4,380.00</td><td>3,913.59</td></tr><tr><td>30 Equipment (typewriters, etc.).....</td><td>700.00</td><td>525.00</td><td>673.00</td></tr><tr><td>Total.....</td><td>460,000.00</td><td>450,000.00</td><td>435,996.55</td></tr></table>					Estimated expenditures, 1927 appropriation	Estimated expenditures, 1926 appropriation	Expended and obligated, 1925	Field service:				Salaries and wages—				Salary range, \$3,800 to \$5,000; average, \$4,400—				Principal operatives.....	Average— No. 3 \$4,400	Average— No. 3 \$4,440	Average— No. 3 \$4,400	Salary range, \$3,300 to \$3,900; average, \$3,600—				Operatives.....	17 3,424	17 3,424	17 3,424	Salary range, \$3,000 to \$3,600; average, \$3,300—				Operatives.....	15 3,000	15 3,000	15 3,000	Salary range, \$2,700 to \$3,300; average, \$3,000—				Operatives.....	36 2,800	36 2,800	36 2,800	Salary range, \$2,400 to \$3,000; average, \$2,700—				Operatives.....	27 2,500	27 2,500	27 2,500	Salary range, \$2,100 to \$2,700; average, \$2,400—				Operatives.....	32 2,117	29 2,117	24 2,117	Salary range, \$1,680 to \$2,040; average, \$1,860—				Clerks.....	7 1,750	6 1,750	6 1,750	Total average number of employees.....	137	133	128		364,158	356,601	346,016	Miscellaneous personal services.....	1,342		1,412	01 Total salaries and wages, field service.....	365,500	356,601	347,428	The difference between 1927 and 1926 is due to—				Increase in force.....	\$8,899			02 Stationery and office supplies.....	500.00	500.00	423.60	Communication service:				0600 Telegraph service.....	3,000.00	3,200.00	2,365.30	0510 Telephone service.....	7,000.00	6,895.00	7,150.35	0520 Other communication service.....	600.00	500.00	587.16	05 Total communication service.....	10,600.00	10,595.00	10,102.81	06 Travel expenses.....	75,000.00	75,399.00	69,793.69	07 Transportation of things (service).....	100.00	100.00	105.63	08 Printing and binding, engraving, photographing, and making photographs and prints.....	600.00	900.00	520.23	11 Rents (motor vehicles).....	3,000.00	1,000.00	3,031.00	13 Special and miscellaneous current expenses.....	4,000.00	4,380.00	3,913.59	30 Equipment (typewriters, etc.).....	700.00	525.00	673.00	Total.....	460,000.00	450,000.00	435,996.55	485,180.00	475,680.00
	Estimated expenditures, 1927 appropriation	Estimated expenditures, 1926 appropriation	Expended and obligated, 1925																																																																																																																																																		
Field service:																																																																																																																																																					
Salaries and wages—																																																																																																																																																					
Salary range, \$3,800 to \$5,000; average, \$4,400—																																																																																																																																																					
Principal operatives.....	Average— No. 3 \$4,400	Average— No. 3 \$4,440	Average— No. 3 \$4,400																																																																																																																																																		
Salary range, \$3,300 to \$3,900; average, \$3,600—																																																																																																																																																					
Operatives.....	17 3,424	17 3,424	17 3,424																																																																																																																																																		
Salary range, \$3,000 to \$3,600; average, \$3,300—																																																																																																																																																					
Operatives.....	15 3,000	15 3,000	15 3,000																																																																																																																																																		
Salary range, \$2,700 to \$3,300; average, \$3,000—																																																																																																																																																					
Operatives.....	36 2,800	36 2,800	36 2,800																																																																																																																																																		
Salary range, \$2,400 to \$3,000; average, \$2,700—																																																																																																																																																					
Operatives.....	27 2,500	27 2,500	27 2,500																																																																																																																																																		
Salary range, \$2,100 to \$2,700; average, \$2,400—																																																																																																																																																					
Operatives.....	32 2,117	29 2,117	24 2,117																																																																																																																																																		
Salary range, \$1,680 to \$2,040; average, \$1,860—																																																																																																																																																					
Clerks.....	7 1,750	6 1,750	6 1,750																																																																																																																																																		
Total average number of employees.....	137	133	128																																																																																																																																																		
	364,158	356,601	346,016																																																																																																																																																		
Miscellaneous personal services.....	1,342		1,412																																																																																																																																																		
01 Total salaries and wages, field service.....	365,500	356,601	347,428																																																																																																																																																		
The difference between 1927 and 1926 is due to—																																																																																																																																																					
Increase in force.....	\$8,899																																																																																																																																																				
02 Stationery and office supplies.....	500.00	500.00	423.60																																																																																																																																																		
Communication service:																																																																																																																																																					
0600 Telegraph service.....	3,000.00	3,200.00	2,365.30																																																																																																																																																		
0510 Telephone service.....	7,000.00	6,895.00	7,150.35																																																																																																																																																		
0520 Other communication service.....	600.00	500.00	587.16																																																																																																																																																		
05 Total communication service.....	10,600.00	10,595.00	10,102.81																																																																																																																																																		
06 Travel expenses.....	75,000.00	75,399.00	69,793.69																																																																																																																																																		
07 Transportation of things (service).....	100.00	100.00	105.63																																																																																																																																																		
08 Printing and binding, engraving, photographing, and making photographs and prints.....	600.00	900.00	520.23																																																																																																																																																		
11 Rents (motor vehicles).....	3,000.00	1,000.00	3,031.00																																																																																																																																																		
13 Special and miscellaneous current expenses.....	4,000.00	4,380.00	3,913.59																																																																																																																																																		
30 Equipment (typewriters, etc.).....	700.00	525.00	673.00																																																																																																																																																		
Total.....	460,000.00	450,000.00	435,996.55																																																																																																																																																		
Total, Secret Service Division.....																																																																																																																																																					

Estimates of appropriations required for the service of the fiscal year ending June 30, 1927—Continued

General object (title of appropriation), date of acts, references to Statutes at Large, or to Revised Statutes, and estimated amount required for each detailed object				Total amount to be appropriated under each head of appropriation	Amount appropriated for the fiscal year ending June 30, 1926
PUBLIC HEALTH SERVICE					
Salaries, Office of Surgeon General, Public Health Service—					
Salaries, Office of Surgeon General: For personal services in the District of Columbia, in accordance with the classification act of 1923 (<i>act Jan. 22, 1925, vol. 43, p. 774</i>)—				\$101, 000. 00	\$101, 560. 00
	Estimated expenditures, 1927 appropriation	Estimated expenditures, 1926 appropriation	Expended and obligated, 1925		
Departmental service:					
Salaries—					
Subprofessional service—					
Grade 7, \$2,100 to \$2,700; average, \$2,400—	<i>Average—</i>	<i>Average—</i>	<i>Average—</i>		
Principal library assistant.....	No. 1 Salary \$2,100	No. 1 Salary \$2,100	No. 1 Salary \$2,100		
Clerical, administrative, and fiscal service—					
Grade 7, \$2,400 to \$3,000; average, \$2,700—					
Junior administrative assistants.....	3 2,400	3 2,400	2½ 2,400		
Grade 6, \$2,100 to \$2,700; average, \$2,400—					
Principal clerk.....	1 2,100	1 2,100	1½ 2,200		
Grade 5, \$1,860 to \$2,400; average, \$2,100—					
Senior clerks.....	4 2,040	4 2,040	4½ 2,050		
Senior transportation rate and traffic clerk.....	1 2,300	1 2,300	1 2,300		
Grade 4, \$1,680 to \$2,040; average, \$1,860—					
Clerks.....	3 1,680	3 1,680	3 1,680		
Clerk-stenographers.....	2 1,680	2 1,680	2 1,875		
Accounting and auditing assistant.....	1 2,040	1 2,040	1 2,040		
Translator.....	1 1,680	1 1,680	1 1,680		
Grade 3, \$1,500 to \$1,860; average, \$1,680—					
Assistant clerks.....	9 1,700	9 1,700	8½ 1,709		
Senior stenographers.....	3 1,680	3 1,680	2½ 1,680		
Assistant clerk-stenographers.....	5 1,608	5 1,608	3½ 1,610		
Grade 2, \$1,320 to \$1,680; average, \$1,500—					
Junior clerks.....	7 1,457	7 1,457	8½ 1,469		
Junior clerk stenographers.....	2 1,440	2 1,440	2½ 1,478		
Junior stenographers.....	2 1,440	2 1,440	3½ 1,410		
Senior typist.....	4 1,425	4 1,425	3½ 1,415		
Grade 1, \$1,140 to \$1,500; average, \$1,320—					
Underclerks.....	5 1,284	5 1,284	4½ 1,349		
Underclerk-typist.....	1 1,200	1 1,200	1½ 1,260		
Underoperator, office devices.....	1 1,200	1 1,200	1½ 1,160		
Custodial service—					
Grade 3, \$1,020 to \$1,260; average, \$1,140—					
Messengers.....	1½ 1,080	2 1,080	2 1,080		
Minor mechanics.....	4 1,035	4 1,035	4 1,035		
Grade 2, \$900 to \$1,140; average, \$1,020—					
Junior laborers.....	3 900	3 900	3 900		
Subordinate mechanics (elevator operator).....	1 900	1 900	1½ 926		
01 Total average number of employees.....	64½	65	66½		
Total salaries, departmental service.....	101, 000	101, 539	103, 166		
Pay, etc., Commissioned Officers and Pharmacists, Public Health Service—					
For pay, allowance, and commutation of quarters for commissioned medical officers, including the Surgeon General, assistant surgeon generals at large not exceeding three in number, and pharmacists (<i>acts Aug. 14, 1912, vol. 37, p. 309; Jan. 22, 1925, vol. 43, p. 774</i>)—				1, 160, 000. 00	1, 110, 000. 00
	Rate	Estimated expenditures, 1927 appropriation	Estimated expenditures, 1926 appropriation	Expended and obligated, 1925	
Commissioned medical officers:		<i>Number</i>	<i>Number</i>	<i>Number</i>	
Surgeon General.....	\$6, 000	1	1	1	
Assistant surgeon generals at large.....	\$4, 500-6, 000	3	3	3	
Assistant surgeon generals.....	3, 750-5, 800	8	8	8	
Senior surgeons.....	3, 375-5, 750	22	20	20	
Surgeons.....	3, 000-5, 250	131	128	121	
Passed assistant surgeons.....	2, 340-4, 040	22	22	29	
Assistant surgeons.....	2, 000-2, 200	29	20	20	
Total number of commissioned officers.....		216	202	202	
Total salaries.....		\$791, 193. 09	\$754, 987. 90	\$740, 940. 00	
Allowances.....		254, 006. 91	237, 873. 60	240, 689. 56	
Total, commissioned medical officers.....		1, 046, 100. 00	992, 861. 50	981, 629. 56	
Field service:					
Salaries and wages—					
Salary range, \$3,000 to \$3,600; average, \$3,300—	<i>Average—</i>	<i>Average—</i>	<i>Average—</i>		
Pharmacists.....	No. 21 Salary \$3,310	No. 22 Salary \$3,320	No. 22½ Salary \$3,236		
Salary range, \$2,700 to \$3,300; average, \$3,000—					
Pharmacists.....	15 2,960	14½ 2,960	13½ 2,960		
Salary range, \$2,400 to \$3,000; average, \$2,700—					
Pharmacists.....	1½ 2,460	1½ 2,460	1½ 2,460		
Total average number of employees.....	36	37	37		
Total salaries and wages, field service.....	113, 900. 00	117, 138. 50	114, 802. 74		

Estimates of appropriations required for the service of the fiscal year ending June 30, 1927—Continued

General object (title of appropriation), date of acts, references to Statutes at Large, or to Revised Statutes, and estimated amount required for each detailed object					Total amount to be appropriated under each head of appropriation	Amount appropriated for the fiscal year ending June 30, 1926
<i>Pay, etc., Commissioned Officers and Pharmacists, Public Health Service—Contd.</i>						
	Rate	Estimated expenditures, 1927 appropriation	Estimated expenditures, 1926 appropriation	Expended and obligated, 1925		
01 Total personal services.....		\$1,160,000.00	\$1,110,000.00	\$1,096,432.30		
The difference between 1927 and 1926 is due to—						
Replacement of four officers placed on "waiting orders" for physical disability by four officers appointed and commissioned in the grade of assistant surgeon, and to promotions and longevity increases in accordance with law.....						
	\$28,995.15					
Decrease in pharmacists from 37 (stated in 1926 estimate as 36) to 36.....						
	3,238.50					
For 10 additional officers to be appointed and commissioned in the grade of assistant surgeon in order to carry on increased work required, particularly that resulting from the medical inspection at foreign ports of emigrants destined to the United States.....						
	25,756.65					
	24,243.35					
Net increase.....						
	50,000.00					
<i>Pay of Acting Assistant Surgeons, Public Health Service—</i>						
For pay of acting assistant surgeons (noncommissioned medical officers) (acts Aug. 14, 1912, vol. 37, p. 309; Jan. 22, 1925, vol. 43, p. 774).....					\$300,000.00	\$315,000.00
		Estimated expenditures, 1927 appropriation	Estimated expenditures, 1926 appropriation	Expended and obligated, 1925		
Field service:						
Salaries and wages—						
Salary range, \$3,800 to \$5,000; average, \$4,400—						
Acting assistant surgeons.....	Average— No. 5 Salary \$3,900	Average— No. 5 Salary \$3,980	Average— No. 5½ Salary \$3,979			
Salary range, \$3,300 to \$3,900; average, \$3,600—						
Acting assistant surgeons.....	8 3,400	8 3,525	8½ 3,516			
Salary range, \$3,000 to \$3,600; average, \$3,300—						
Acting assistant surgeons.....	2 3,150	26 3,012	23½ 3,013			
Salary range, \$2,700 to \$3,300; average, \$3,000—						
Acting assistant surgeons.....	32 2,700	28 2,771	31 2,772			
Salary range, \$2,400 to \$3,000; average, \$2,700—						
Acting assistant surgeons.....	28 2,471	8 2,400	9½ 2,400			
Salary range, \$2,100 to \$2,700; average, \$2,400—						
Acting assistant surgeons.....	8 2,160	8 2,160	7½ 2,173			
Salary range, \$1,800 to \$2,400; average, \$2,100—						
Acting assistant surgeons.....	3 1,987	3 1,987	4 1,987			
Salary range, \$1,680 to \$2,040; average, \$1,860—						
Acting assistant surgeons.....	8 1,770	8 1,770	6½ 1,758			
Salary range, \$1,320 to \$1,680; average, \$1,500—						
Acting assistant surgeons.....	7 1,440	7 1,440	8½ 1,434			
Salary range, \$1,140 to \$1,500; average, \$1,320—						
Acting assistant surgeons.....	11 1,184	11 1,184	11½ 1,184			
Salary range, \$1,020 to \$1,260; average, \$1,140—						
Acting assistant surgeon.....	1 1,080	1 1,079	1 1,080			
Salary range, \$900 to \$1,140; average, \$1,020—						
Acting assistant surgeons.....	5 900	5 899	4½ 900			
Salary range, \$780 to \$1,020; average, \$900—						
Acting assistant surgeons.....	7 830	7 831	7½ 832			
Salary range, \$600 to \$780; average, \$690—						
Acting assistant surgeons.....	3 600	3 600	3½ 600			
Salary range, \$420 to \$600; average, \$510—						
Acting assistant surgeons.....	8 480	8 480	8½ 480			
Salary range, \$240 to \$420; average, \$330—						
Acting assistant surgeons.....	10 304	10 304	8½ 301			
Salary range, less than \$240—						
Acting assistant surgeon.....	1 193	1 192	1 192			
0150 Special and miscellaneous payments for personal services—						
(a) Part-time employees vice acting assistant surgeons on leave.....	5,288	5,688	(1)			
(b) Part-time acting assistant surgeons on fee or per diem basis.....	5,344	5,344	5,344			
Total average number of employees.....	147	147	149½			
Total salaries and wages, field service.....	300,000	315,000	316,882			
¹ The amount expended and obligated in 1925 for employees appointed to serve during absences on leave of other acting assistant surgeons has been provided for by inclusion above in the 1925 column of the fractional parts of such employees at the proper salary rates, the total average number of employees (149½) reflecting these employees as well as those on a permanent basis.						

¹ The amount expended and obligated in 1925 for employees appointed to serve during absences on leave of other acting assistant surgeons has been provided for by inclusion above in the 1925 column of the fractional parts of such employees at the proper salary rates, the total average number of employees (149½) reflecting these employees as well as those on a permanent basis.

Estimates of appropriations required for the service of the fiscal year ending June 30, 1927—Continued

General object (title of appropriation), date of acts, references to Statutes at Large, or to Revised Statutes, and estimated amount required for each detailed object	Total amount to be appropriated under each head of appropriation			Amount appropriated for the fiscal year ending June 30, 1926
Pay of Other Employees, Public Health Service— For pay of all other employees (attendants, and so forth) (<i>acts Aug. 14, 1912, vol. 37, p. 309; Jan. 22, 1925, vol. 43, p. 774</i>)	\$1, 000, 000. 00			\$1, 020, 000. 00
	Estimated expenditures, 1927 appropriation	Estimated expenditures, 1926 appropriation	Expended and obligated, 1925	
Field service:				
Salaries and wages—				
Salary range, \$6,000 to \$7,500; average, \$6,750—	Average—	Average—	Average—	
Professor of pharmacology.....	No. 1 Salary \$7,000	No. 1 Salary \$7,000	No. 1 Salary \$7,000	
Professor of zoology.....	1 7,000	1 7,000	1 7,000	
Professor of chemistry.....	1 6,000	1 6,000	1 6,000	
Senior sanitary engineer.....	1 6,000	1 6,000	1 6,000	
Salary range, \$5,200 to \$6,000; average, \$5,600—				
Sanitary engineers.....	3 5,200	3 5,200	3 5,200	
Salary range, \$3,800 to \$5,000; average, \$4,400—				
Special expert.....	1 5,000	1 5,000	1 5,000	
Associate sanitary engineers.....	4 4,200	4 4,200	4† 4,200	
Associate bacteriologist.....	1 4,200	1 4,200	1 4,200	
Senior chemist.....	1 3,800	1 3,800	1 3,800	
Salary range, \$3,300 to \$3,900; average, \$3,600—				
Chemists.....	3 3,600	3 3,600	3 3,600	
Pharmacologist.....	1 3,600	1 3,600	1 3,600	
Associate bacteriologists.....	2 3,600	2 3,600	2 3,600	
Biologist.....	1 3,600	1 3,600	1 3,600	
Pathologist.....	1 3,600	1 3,600	1 3,600	
Technical assistants.....	1 3,600	2 3,600	1 3,600	
Clerk.....	1 3,300	1 3,300	1 3,300	
Salary range, \$3,000 to \$3,600; average, \$3,300—				
Assistant sanitary engineers.....	2 3,200	4 3,200	3 3,200	
Special expert.....	1 3,000		1 3,000	
Chemist.....	1 3,000		1 3,000	
Clerk.....	1 3,000	1 3,000	1 3,000	
Bacteriologist.....		1 3,000		
Associate bacteriologist.....		1 3,000		
Salary range, \$2,700 to \$3,300; average, \$3,000—				
Scientific assistants.....	2 2,800	3 2,800	2½ 2,800	
Clerks.....	2 2,750	2 2,750	3 2,733	
Inspector.....		1 2,700		
Salary range, \$2,400 to \$3,000; average, \$2,700—				
Assistant chemists.....	3 2,467	2 2,450	2½ 2,454	
Administrative assistant.....	1 2,500	1 2,500	1 2,500	
Clerks.....	3 2,400	2 2,400	2½ 2,400	
Salary range, \$2,100 to \$2,700; average, \$2,400—				
Assistant pharmacologist.....	1 2,100	1 2,100	1 2,100	
Junior pharmacologists.....	1 2,100	2 2,100	1½ 2,100	
Assistant bacteriologist.....	1 2,100	1 2,100	1 2,100	
Bacteriological technician.....	1 2,100	1 2,100	1 2,100	
Bibliographer.....	1 2,100		1 2,100	
Chemist.....	1 2,100	1 2,100	1 2,100	
Administrative assistant.....	1 2,300	1 2,300	1 2,300	
Artist.....	1 2,300	1 2,300	1 2,300	
Pilots.....	6 2,183	6 2,150	7½ 2,185	
Marine engineers.....	2 2,150		½ 2,100	
Station engineers.....	3 2,133	2 2,100	2 2,100	
Quarantine guard.....	1 2,100	1 2,100	1 2,100	
Chief fumigator.....	1 2,100	1 2,100	1 2,100	
Clerk.....	1 2,100	1 2,100	1 2,100	
Assistant chemist.....		1 2,300	½ 2,300	
Inspector.....		1 2,200		
Salary range, \$1,860 to \$2,400; average, \$2,100—				
Pilots.....	8 1,953	6 1,953	7 1,966	
Station engineers.....	4 1,970	5 1,972	5 1,972	
Marine engineers.....	7 1,963	9 1,973	8 1,972	
Administrative assistants.....	3 2,040	3 2,040	3 2,040	
Clerks.....	3 1,900	3 1,920	4½ 1,883	
Library assistant.....	1 1,860	1 1,860	1 1,860	
Bibliographer.....		1 1,880	½ 1,860	
Assistant chemist.....	1 2,040	1 2,040	1 2,040	
Mechanic.....	1 2,040	1 2,040	1 2,040	
Junior bacteriologist.....	1 1,860	1 1,860	1 1,860	
Cabinetmaker.....	1 2,040	1 2,040	1 2,040	
Inspectors.....	6 1,950	5 1,968	4½ 1,975	
Salary range, \$1,680 to \$2,040; average, \$1,860—				
Pilots.....	5 1,764	6 1,760	6 1,760	
Marine engineers.....	6 1,760	6 1,760	6 1,760	
Station engineers.....	4 1,710	3 1,720	4 1,710	
Clerks.....	12 1,725	14 1,719	11½ 1,716	
Inspectors.....	6 1,720	6 1,710	7½ 1,729	
Special nurse.....	1 1,680		½ 1,680	
Laboratory assistants.....	5 1,716	2 1,740	2 1,680	
Carpenters.....	4 1,795	4 1,795	4 1,795	
Painters.....	2 1,800	2 1,770	2 1,770	
Electrician.....	1 1,680	1 1,680	1 1,680	
Plumber.....	1 1,800			
Chauffeur.....	1 1,800	1 1,740	1 1,740	
Chief fumigators.....	2 1,800	1 1,800	1½ 1,800	
Fumigators.....	7 1,714	7 1,714	7 1,714	
Shoreman.....	1 1,740	1 1,740		
Boilerman.....	1 1,740	1 1,740	1 1,740	
Laboratory helper.....	1 1,680	2 1,680		
Salary range, \$1,500 to \$1,860; average, \$1,680—				
Pilots.....	4 1,575	4 1,575	4 1,575	
Marine engineers.....	5 1,584	5 1,584	5 1,584	
Station engineers.....	3 1,540	4 1,530	3 1,540	
Assistant chief nurse.....	1 1,500	1 1,500	1 1,500	
Special nurses.....	1 1,580	2 1,530	1½ 1,540	
Clerks.....	2 1,580	3 1,540	2 1,530	

Estimates of appropriations required for the service of the fiscal year ending June 30, 1927—Continued

General object (title of appropriation), date of acts, references to Statutes at Large, or to Revised Statutes, and estimated amount required for each detailed object

Total amount to be appropriated under each head of appropriation

Amount appropriated for the fiscal year ending June 30, 1926

Pay of Other Employees, Public Health Service—Continued.

	Estimated expenditures, 1927 appropriation	Estimated expenditures, 1926 appropriation	Expended and obligated, 1925
Field service—Continued.			
Salaries and wages—Continued.			
Salary range, \$1,500 to \$1,800; average, \$1,680—Con.			
Laboratory assistants	No. 2 Average Salary \$1,560	No. 2 Average Salary \$1,560	No. 2 Average Salary \$1,740
Laboratory attendant	1 1,560	1 1,500	1 1,560
Laboratory aid	1 1,560	1 1,560	1 1,560
Mechanician	1 1,560		
Druggist	1 1,560		
Inspectors	16 1,605	16 1,605	15 1,607
Foremen fumigators	9 1,540	10 1,500	11 1,532
Fumigators	9 1,560	9 1,560	5 1,560
Carpenters	3 1,500	3 1,500	5 1,500
Cooks	2 1,560	2 1,560	2 1,560
Watchmen	1 1,500	1 1,500	2 1,500
Guard	1 1,560	1 1,500	1 1,560
Chauffeurs	4 1,500	5 1,500	2 1,500
Auto mechanic	1 1,500		
Launchmen	4 1,530	2 1,560	3 1,540
Plumber		1 1,620	1 1,620
Salary range, \$1,320 to \$1,680; average, \$1,500—			
Pilots	3 1,400	2 1,380	2 1,440
Marine engineers	8 1,403	8 1,403	6 1,400
Station engineers	6 1,410	4 1,395	5 1,416
Clerks	10 1,362	15 1,396	12 1,396
Deckhand	1 1,320	1 1,320	
Chauffeur	1 1,380	1 1,440	
General mechanic	1 1,440		1 1,440
Carpenters	3 1,400	3 1,400	4 1,410
Painter	1 1,320	1 1,320	1 1,320
Boatswains	1 1,320	2 1,380	1 1,320
Cook	1 1,380	1 1,380	1 1,380
Firemen	5 1,416	5 1,416	5 1,416
Special nurse	1 1,320	1 1,320	1 1,320
Guards	5 1,368	8 1,335	5 1,337
Foreman fumigators	2 1,380	1 1,320	1 1,440
Fumigators	11 1,367	14 1,367	15 1,362
Inspectors	13 1,431	18 1,427	15 1,429
Laboratory attendants	10 1,392	11 1,391	2 1,500
Laboratory aids	3 1,439	3 1,380	
Salary range, \$1,140 to \$1,500; average, \$1,320—			
Pilots	5 1,236	6 1,210	7 1,228
Marine engineers	4 1,170	4 1,170	6 1,210
Station engineers	10 1,193	10 1,200	9 1,200
Firemen	8 1,140	7 1,140	8 1,140
Clerks	8 1,193	10 1,188	9 1,203
Special nurse	1 1,140	1 1,140	1 1,140
Head nurses	3 1,140	3 1,140	2 1,140
Fumigators	22 1,208	19 1,203	23 1,216
Inspectors	6 1,200	7 1,200	6 1,200
Carpenters	3 1,180	4 1,170	4 1,185
Watchmen	3 1,180	3 1,180	4 1,245
Steamfitter	1 1,200	1 1,200	1 1,200
Cooks	2 1,230	6 1,190	1 1,200
Deckhands	8 1,200	10 1,206	8 1,208
Assistant chemist	1 1,200	1 1,140	1 1,170
Laboratory assistant	1 1,260	1 1,260	1 1,260
Laboratory attendants	19 1,219	18 1,220	26 1,335
Mate		1 1,260	1 1,260
Attendants	45 1,140	32 1,144	45 1,142
Salary range, \$1,020 to \$1,260; average, \$1,140—			
Marine engineers	2 1,050	2 1,050	2 1,050
Nurses	2 1,020	3 1,020	2 1,020
Carpenters	4 1,065	4 1,065	2 1,062
Guard	1 1,080	1 1,080	1 1,080
Attendants	44 1,060	46 1,060	49 1,062
Salary range, \$900 to \$1,140; average, \$1,020—			
Pilot	1 960	1 960	1 960
Marine engineer	1 960	1 960	1 960
Fireman	1 900	1 900	
Carpenter	1 900	1 900	1 900
Painter	1 960	1 960	1 960
Fumigator	1 960	1 960	
Watchman	1 960		
Attendants	52 925	51 925	54 926
Salary range, \$780 to \$1,020; average, \$900—			
Fumigators	10 840	11 840	10 840
Pilot	1 840	1 840	1 840
Clerk	1 840	1 840	3 840
Attendants	38 817	40 804	40 819
Salary range, \$600 to \$780; average, \$690—			
Attendants	81 680	81 680	77 673
Salary range, \$420 to \$600; average, \$510—			
Attendants	16 487	16 487	24 493
Salary range, \$240 to \$420; average, \$330—			
Attendants	8 334	7 339	6 339
Special and miscellaneous payments for personal services (collaborating epidemiologists and personnel on fee basis, part time and per diem employees)	65 1 443	64 1 490	50 1 492
Total average number of employees	796	808	796
Total salaries and wages, field service	1,000,000.00	1,020,000.00	1,016,448.39

1 Represents total for this class and not rate per annum.

Estimates of appropriations required for the service of the fiscal year ending June 30, 1927—Continued

General object (title of appropriation), date of acts, references to Statutes at Large, or to Revised Statutes, and estimated amount required for each detailed object				Total amount to be appropriated under each head of appropriation	Amount appropriated for the fiscal year ending June 30, 1926
Freight, Transportation, etc., Public Health Service—					
For freight, transportation, and traveling expenses, including the expenses, except membership fees, of officers when officially detailed to attend meetings of associations for the promotion of public health, and the packing, crating, drayage, and transportation of the personal effects of commissioned officers, pharmacists, and nurses of the Public Health Service, upon permanent change of station, \$25,000: <i>Provided</i> , That officers of the Public Health Service performing travel by Government-owned vessels for which no transportation fare is charged shall only be entitled to reimbursement of actual and necessary expenses incurred (<i>acts Aug. 14, 1912, vol. 37, p. 309; Jan. 22, 1925, vol. 43, p. 774</i>)-----				\$25,000.00	\$25,000.00
	Estimated expenditures, 1927 appropriation	Estimated expenditures, 1926 appropriation	Expended and obligated, 1925		
06 Travel expenses.....	\$12,567.40	\$12,567.40	\$22,317.60		
07 Transportation of things.....	12,432.60	12,432.60	7,682.40		
Total.....	25,000.00	25,000.00	30,000.00		
Maintenance, Hygienic Laboratory, Public Health Service—					
For maintaining the Hygienic Laboratory (<i>acts Mar. 3, 1901, vol. 31, p. 1137; Aug. 14, 1912, vol. 37, p. 309; Jan. 22, 1925, vol. 43, p. 774</i>)-----				43,000.00	43,400.00
	Estimated expenditures, 1927 appropriation	Estimated expenditures, 1926 appropriation	Expended and obligated, 1925		
Supplies and materials:					
0205 Cleaning materials and supplies.....	\$320.00	\$320.00	\$326.97		
0211 Drugs, chemicals, etc.....	2,350.00	2,350.00	2,296.31		
0214 Laboratory supplies.....	4,200.00	4,200.00	4,053.90		
0230 Fuel.....	4,510.00	4,510.00	4,512.89		
0250 Forage for animals.....	4,600.00	4,600.00	4,487.67		
0284 Miscellaneous supplies.....	4,100.00	4,100.00	4,047.53		
0290 Materials.....	2,400.00	2,400.00	2,346.26		
02 Total supplies and materials.....	22,480.00	22,480.00	22,071.53		
05 Communication service.....	525.00	525.00	528.83		
07 Transportation of things.....	450.00	450.00	431.63		
10 Electricity and gas.....	6,600.00	6,600.00	6,604.48		
12 Repairs to equipment.....	525.00	525.00	529.80		
13 Special and miscellaneous current expenses.....	520.00	920.00	919.71		
Equipment:					
3010 Furniture, furnishings, and fixtures.....	1,000.00	1,000.00	998.27		
3021 Educational equipment.....	2,900.00	2,900.00	2,898.50		
3022 Scientific equipment.....	3,400.00	3,400.00	3,249.82		
3040 Laboratory animals.....	4,600.00	4,600.00	4,328.27		
3053 Motor trucks.....			506.00		
30 Total equipment.....	11,900.00	11,900.00	11,980.86		
Total.....	43,000.00	43,400.00	43,066.84		
Preparation and Transportation of Remains of Officers, Public Health Service—					
For preparation for shipment and transportation to their former homes of remains of officers who die in the line of duty (<i>acts Aug. 14, 1912, vol. 37, p. 309; Jan. 22, 1925, vol. 43, p. 774</i>)-----				1,500.00	3,000.00
	Estimated expenditures, 1927 appropriation	Estimated expenditures, 1926 appropriation	Expended and obligated, 1925		
2250 Burial expenses.....	\$1,500.00	\$1,500.00	\$663.43		
Reserve.....		1,500.00			
Total.....	1,500.00	3,000.00	663.43		

General object (title of appropriation), date of acts, references to Statutes at Large, or to Revised Statutes, and estimated amount required for each detailed object

Total amount to be appropriated under each head of appropriation

Amount appropriated for
the fiscal year ending
June 30, 1926

For journals and scientific books (*acts Aug. 14, 1912, vol. 87, p. 309; Jan. 22, 1925, vol. 43, p. 774*)-----

\$500.00

\$500.00

	Estimated expenditures, 1927 appropriation	Estimated expenditures, 1928 appropriation	Expended and obligated, 1925
0220 Scientific and educational supplies (medical books and scientific journals)-----	\$500. 00	\$500. 00	\$499. 93

For medical examinations, including the amount necessary for the medical inspection of aliens, as required by section 16 of the act of February 5, 1917, medical, surgical, and hospital services and supplies for beneficiaries (other than patients of the United States Veterans' Bureau) of the Public Health Service and persons detained under the immigration laws and regulations at Ellis Island Immigration Station, including necessary personnel, regular and reserve commissioned officers of the Public Health Service, personal services in the District of Columbia and elsewhere, maintenance, minor repairs, equipment, leases, fuel, lights, water, freight, transportation and travel, maintenance, *exchange*, and operation of motor trucks and passenger motor vehicles, and including *not exceeding* \$8,000 for the purchase of passenger motor vehicles, transportation, care, maintenance, and treatment of lepers, court costs, and other expenses incident to proceedings heretofore or hereafter taken for commitment of mentally incompetent persons to hospitals for the care and treatment of the insane, and reasonable burial expenses (not exceeding \$100 for any patient dying in hospital), [\$5,211,285] \$5,250,000, of which not to exceed [\$257,778] \$258,891 may be expended for personal services in the District of Columbia: *Provided*, That the Immigration Service shall permit the Public Health Service to use the hospitals at Ellis Island Immigration Station for the care of Public Health Service patients free of expense for physical upkeep, but with a charge of actual cost of fuel, light, water, telephone, and similar supplies and services, to be covered into the proper Immigration Service appropriations; and moneys collected by the Immigration Service on account of hospital expenses of persons detained under the immigration laws and regulations at Ellis Island Immigration Station shall be covered into the Treasury as miscellaneous receipts: *Provided further*, That no part of this sum shall be used for the quarantine service, the prevention of epidemics, or scientific work of the character provided for under the appropriations which follow (acts Aug. 14, 1912, vol. 37, p. 309; Jan. 22, 1925, vol. 43, p. 774)

5, 250, 000, 00

5,211,285.00

	Estimated expenditures, 1927 appro- priation	Estimated expenditures, 1926 appro- priation	Expended and obligated, 1925
Departmental service:			
Salaries—			
Subprofessional service—	<i>Average—</i>	<i>Average—</i>	<i>Average—</i>
Grade 8, \$2,400 to \$3,000; average, \$2,700—	No. 1 Salary \$3,000	No. 1 Salary \$3,000	No. 1 Salary \$3,000
Superintendent of nurses.....	1 2,400	1 2,400	1 2,400
Grade 7, \$2,100 to \$2,700; average, \$2,400—			
Chief nurse.....	1 2,400	1 2,400	1 2,400
Grade 6, \$1,860 to \$2,400; average, \$2,100—			
Senior engineering draftsman.....	1 2,300	1 2,300	1 2,300
Senior social service worker.....	1 2,100	1 2,100	1 2,100
Grade 5, \$1,680 to \$2,040; average, \$1,860—			
Library assistant.....	1 1,680	1 1,680	1½ 1,680
Grade 4, \$1,500 to \$1,860; average, \$1,680—			
Junior library assistant.....			1½ 1,560
Clerical, administrative, and fiscal service—			
Grade 11, \$3,800 to \$5,000; average, \$4,400—			
Assistant chief investigator.....			1½ 4,000
Grade 10, \$3,300 to \$3,900; average, \$3,600—			
Junior administrative officer (chief accounts section).....	1 3,600	1 3,600	1 3,800
Grade 9, \$3,000 to \$3,600; average, \$3,300—			
Senior administrative assistant (chief clerk).....	1 3,300	1 3,300	1 3,225
Senior administrative assistant (executive clerk).....	1 3,000	1 3,000	1½ 3,250
Grade 7, \$2,400 to \$3,000; average, \$2,700—			
Junior administrative assistants.....	5 2,560	5 2,560	4½ 2,510
Grade 6, \$2,100 to \$2,700; average, \$2,400—			
Principal clerks.....	7 2,500	7 2,500	7 2,502
Grade 5, \$1,860 to \$2,400; average, \$2,100—			
Senior clerks.....	8 2,085	8 2,085	6 2,200
Senior clerk stenographer.....	1 1,860	1 1,860	1 1,860
Senior accounting and auditing assistant.....	1 2,300	1 2,300	1 2,300
Senior transportation rate and traffic clerk.....	1 1,860	1 1,860	1½ 1,860

Estimates of appropriations required for the service of the fiscal year ending June 30, 1927—Continued

General object (title of appropriation), date of acts, references to Statutes at Large, or to Revised Statutes, and estimated amount required for each detailed object	Total amount to be appropriated under each head of appropriation		Amount appropriated for the fiscal year ending June 30, 1926
Pay of Personnel and Maintenance of Hospitals, Public Health Service—Con.			
	Estimated expenditures, 1927 appropriation	Estimated expenditures, 1926 appropriation	Expended and obligated, 1925
Departmental service—Continued.			
Salaries—Continued.			
Clerical, administrative, and fiscal service—Con.			
Grade 4, \$1,680 to \$2,040; average, \$1,860—	Average—	Average—	Average—
	No. Salary	No. Salary	No. Salary
Clerks.....	11 \$1,844	11 \$1,844	13 1/2 \$1,854
Clerk stenographers.....	4 1,935	4 1,935	4 1/2 1,927
Principal stenographer.....	1 1,980	1 1,980	1 1,980
Accounting and auditing assistants.....	2 1,980	2 1,980	2 1,980
Head operator, office devices.....	1 1,980	1 1,980	1 1,980
Grade 3, \$1,500 to \$1,860; average, \$1,680—			
Assistant clerks.....	32 1,659	32 1,659	28 1/2 1,686
Assistant clerk-stenographers.....	3 1,700	3 1,700	2 1/2 1,736
Senior stenographers.....	4 1,695	4 1,695	4 1/2 1,694
Junior transportation rate and traffic clerks.....	4 1,725	4 1,725	4 1,725
Grade 2, \$1,320 to \$1,680; average, \$1,500—			
Junior clerks.....	13 1,514	13 1,514	15 1/2 1,520
Junior clerk stenographers.....	7 1,551	7 1,551	7 1/2 1,575
Junior stenographers.....	5 1,464	5 1,464	4 1/2 1,500
Junior clerk-typist.....	1 1,680	1 1,680	1 1,680
Senior typists.....	4 1,380	4 1,380	3 1/2 1,407
Junior operators, office devices.....	2 1,500	2 1,500	2 1,500
Grade 1, \$1,140 to \$1,500; average, \$1,320—			
Underclerk typists.....	2 1,140	2 1,140	1 1/2 1,311
Underclerks.....	3 1,320	3 1,320	3 1/2 1,288
Junior typists.....	3 1,340	3 1,340	2 1/2 1,346
Underoperator, office devices.....			1 1,170
Custodial service—			
Grade 7, \$1,680 to \$2,040; average, \$1,860—			
Senior mechanic.....	1 1,680	1 1,680	1 1,680
Grade 6, \$1,500 to \$1,860; average, \$1,680—			
Mechanics.....			1 1/2 1,680
Grade 3, \$1,020 to \$1,260; average, \$1,140—			
Messengers.....	4 1,185	4 1,185	4 1/2 1,144
Minor mechanic.....	1 1,200	1 1,200	1 1,200
Senior laborers.....	2 1,080	2 1,080	1 1/2 1,223
Grade 2, \$900 to \$1,140; average, \$1,020—			
Assistant messengers.....	2 900	2 900	1 1/2 900
Subordinate mechanic.....	1 900	1 900	1 900
Junior laborer.....			1 1,020
Grade 1, \$600 to \$780; average, \$690—			
Junior messengers.....	6 650	6 650	6 1/2 681
Total average number of employees.....	150	150	151 1/2
Total salaries, departmental service.....	256,891	256,891	261,520
Field service:			
Salaries and wages—			
Salary range, \$6,000 to \$7,500; average, \$6,750—			
Assistant surgeon general.....	1 7,200	1 7,200	1 7,200
Senior surgeon.....	1 6,122	1 6,122	1 6,122
Salary range, \$5,200 to \$6,000; average, \$5,600—			
Acting assistant surgeon.....	1 5,400	1 5,400	1 5,400
Surgeons.....	5 5,153	5 5,153	5 5,153
Salary range, \$3,800 to \$5,000; average, \$4,400—			
Acting assistant surgeons.....	5 4,667	5 4,667	6 4,667
Passed assistant surgeons.....	16 4,097	16 4,097	16 4,097
Surgeons.....	2 4,092	2 4,092	2 4,092
Salary range, \$3,300 to \$3,900; average, \$3,600—			
Passed assistant surgeon.....	1 3,792	1 3,792	1 3,792
Acting assistant surgeons.....	7 3,600	7 3,600	7 3,600
Salary range, \$3,000 to \$3,600; average, \$3,300—			
Passed assistant surgeons.....	8 3,372	8 3,372	8 3,372
Assistant surgeons.....	14 3,221	14 3,221	14 3,221
Acting assistant surgeons.....	64 3,046	64 3,046	64 3,046
Administrative assistants.....	3 3,373	3 3,373	3 3,373
Attending specialist.....	1 3,000	1 3,000	1 3,000
Salary range, \$2,400 to \$3,000; average, \$2,700—			
Acting assistant surgeons.....	43 2,659	43 2,659	43 2,659
Assistant surgeons.....	12 2,601	12 2,601	12 2,601
Passed assistant surgeon.....	1 2,520	1 2,520	1 2,520
Administrative assistants.....	6 2,613	6 2,613	6 2,613
Dental mechanic.....	1 2,700	1 2,700	1 2,700
Engineer.....	1 2,700	1 2,700	1 2,700
Attending specialists.....	3 2,400	3 2,400	3 2,400
Laboratorian in bacteriology.....	1 2,400	1 2,400	1 2,400
Clerk.....	1 2,400	1 2,400	1 2,400
Hospital service worker.....	1 2,400	1 2,400	1 2,400
Salary range, \$1,860 to \$2,400; average, \$2,100—			
Acting assistant surgeons.....	8 2,135	8 2,135	8 2,135
Assistant surgeons.....	5 2,213	5 2,213	5 2,213
Attending specialist.....	1 2,040	1 2,040	1 2,040
Administrative assistants.....	5 2,193	5 2,193	5 2,193
Laboratorians in bacteriology.....	4 2,130	4 2,130	4 2,130
Laboratorians in roentgenology.....	4 2,150	4 2,150	2 2,150
Clerks.....	2 2,150	2 2,150	2 2,150
Dental mechanics.....	2 2,300	2 2,300	2 2,300
Engineers.....	5 2,116	5 2,116	5 2,116
Horticulturist.....	1 2,100	1 2,100	1 2,100
Laundry foremen.....	2 2,070	2 2,070	2 2,070
Mechanics.....	4 2,235	4 2,235	4 2,235
Salary range, \$1,680 to \$2,040; average, \$1,860—			
Acting assistant surgeons.....	14 1,820	14 1,820	14 1,820
Attending specialists.....	2 1,800	2 1,800	2 1,800
Druggists.....	4 1,830	4 1,830	4 1,830
Nurses.....	18 1,813	18 1,813	18 1,813

Estimates of appropriations required for the service of the fiscal year ending June 30, 1927—Continued

General object (title of appropriation), date of acts, references to Statutes at Large, or to Revised Statutes, and estimated amount required for each detailed object	Estimated expenditures, 1927 appropriation		Estimated expenditures, 1926 appropriation		Expended and obligated, 1925		Total amount to be appropriated under each head of appropriation	Amount appropriated for the fiscal year ending June 30, 1926
Pay of Personnel and Maintenance of Hospitals, Public Health Service—Con.								
Field service—Continued.								
Salaries and wages—Continued.								
Salary range, \$1,680 to \$2,040; average \$1,860—Con.								
Aids.	No.	Average—Salary	No.	Average—Salary	No.	Average—Salary		
Dietitians	9	\$1,773	9	\$1,773	9	\$1,773		
Laboratorians in bacteriology	7	1,800	7	1,800	8	1,800		
Laboratorians in roentgenology	6	1,800	6	1,800	6	1,800		
Chauffeur	5	1,752	5	1,752	5	1,752		
Clerks	1	1,920	1	1,920	1	1,920		
Cooks	14	1,776	14	1,776	14	1,776		
Dental mechanics	4	1,785	4	1,785	4	1,785		
Engineers	2	1,900	2	1,900	2	1,900		
Farm superintendent	6	1,860	6	1,860	6	1,860		
Mechanics	1	2,000	1	2,000	1	2,000		
Hospital service workers	7	1,771	7	1,771	7	1,771		
Salary range, \$1,320 to \$1,680; average, \$1,500—	2	1,860	2	1,860	2	1,860		
Acting assistant surgeons	13	1,472	13	1,472	13	1,472		
Attending specialists	7	1,483	7	1,483	7	1,483		
Druggists	5	1,512	5	1,512	5	1,512		
Nurses	25	1,482	25	1,482	25	1,482		
Aids	10	1,540	10	1,540	10	1,540		
Dietitians	7	1,500	7	1,500	7	1,500		
Laboratorians in bacteriology	2	1,470	2	1,470	2	1,470		
Laboratorians in roentgenology	2	1,320	2	1,320	2	1,320		
Chauffeurs	7	1,390	7	1,390	7	1,390		
Clerks	63	1,439	63	1,439	63	1,439		
Cooks	13	1,417	13	1,417	13	1,417		
Dental assistant	1	1,380	1	1,380	1	1,380		
Engineers	13	1,472	13	1,472	13	1,472		
Foreman packer	1	1,560	1	1,560	1	1,560		
Laundry foreman	1	1,380	1	1,380	1	1,380		
Mechanics	9	1,426	9	1,426	10	1,426		
Packers	4	1,560	4	1,560	4	1,560		
Salary range, \$1,020 to \$1,260; average, \$1,140—								
Acting assistant surgeons	20	1,203	20	1,203	22	1,203		
Attending specialists	25	1,200	25	1,200	25	1,200		
Internes	3	1,200	3	1,200	3	1,200		
Druggists	3	1,120	3	1,120	3	1,120		
Nurses	300	1,050	300	1,050	300	1,050		
Aids	21	1,069	21	1,069	22	1,069		
Dietitians	9	1,047	9	1,047	9	1,047		
Laboratorian in bacteriology	1	1,140	1	1,140	1	1,140		
Laboratorians in roentgenology	2	1,200	2	1,200	2	1,200		
Butcher-warehouseman	1	1,200	1	1,200	1	1,200		
Chauffeurs	8	1,118	8	1,118	8	1,119		
Clerks	83	1,189	83	1,189	83	1,189		
Cooks	22	1,140	22	1,140	23	1,140		
Dental assistants	4	1,155	4	1,155	4	1,155		
Dental mechanic	1	1,200	1	1,200	1	1,200		
Engineers	11	1,167	11	1,167	11	1,167		
Foremen	9	1,120	9	1,120	9	1,120		
Laundry foremen	8	1,155	8	1,155	8	1,155		
Laborers	8	1,103	8	1,103	8	1,103		
Mechanics	15	1,160	15	1,160	16	1,160		
Messenger	1	1,020	1	1,020	1	1,020		
Watchmen	4	1,020	4	1,020	4	1,020		
Attendants	36	1,076	36	1,076	36	1,076		
Hospital service worker	1	1,240	1	1,240	1	1,240		
Salary range, \$780 to \$1,020; average, \$900—								
Acting assistant surgeons	14	891	14	891	14	891		
Attending specialists	9	880	9	880	9	880		
Internes	11	900	11	900	11	900		
Druggist	1	840	1	840	1	840		
Aid	1	840	1	840	1	840		
Chauffeurs	13	850	13	850	13	849		
Clerks	20	885	20	885	20	885		
Cooks	25	890	25	890	25	890		
Engineers	2	930	2	930	2	930		
Firemen	20	879	20	879	20	879		
Laundry foremen	4	900	4	900	4	900		
Laborers	32	863	32	863	32	863		
Mechanics	17	864	17	864	17	864		
Messenger	1	780	1	780	1	780		
Watchmen	10	804	10	804	10	804		
Attendants	163	850	163	850	163	850		
Salary range, \$600 to \$780; average, \$690—								
Acting assistant surgeons	23	609	23	609	23	609		
Attending specialists	16	608	16	608	16	608		
Internes	2	600	2	600	2	600		
Clerks	12	665	12	665	12	665		
Cooks	11	638	11	638	11	638		
Firemen	3	680	3	680	3	680		
Laundry foreman	1	720	1	720	1	720		
Laborers	114	628	114	628	118	628		
Mechanics	9	692	9	692	9	692		
Messengers	4	675	4	675	4	675		
Watchmen	7	677	7	677	7	677		
Attendants	451	657	451	657	456	657		
Salary range, \$420 to \$600; average, \$510—								
Acting assistant surgeons	3	480	3	480	3	480		
Attending specialist	1	480	1	480	1	480		
Clerks	5	472	5	472	5	472		
Cooks	11	483	11	483	11	483		
Laborer	1	480	1	480	1	480		

Estimates of appropriations required for the service of the fiscal year ending June 30, 1927—Continued

General object (title of appropriation), date of acts, references to Statutes at Large, or to Revised Statutes, and estimated amount required for each detailed object				Total amount to be appropriated under each head of appropriation	Amount appropriated for the fiscal year ending June 30, 1926
<i>Pay of Personnel and Maintenance of Hospitals, Public Health Service—Continued.</i>					
	Estimated expenditures, 1927 appropriation	Estimated expenditures, 1926 appropriation	Expended and obligated, 1925		
Field Service—Continued.					
Salaries and wages—Continued.					
Salary range, \$420 to \$600; average, \$510—Contd.	Average— No. Salary	Average— No. Salary	Average— No. Salary		
Messengers.....	2 \$510	2 \$510	2 \$510		
Attendants.....	90 458	90 458	95 458		
Salary range, \$240 to \$420; average, \$330—					
Acting assistant surgeons.....	3 287	3 287	3 287		
Attending specialists.....	5 329	5 329	5 329		
Internes.....	2 240	2 240	2 240		
Laboratorian in roentgenology.....	1 300	1 300	1 300		
Clerks.....	4 276	4 276	4 276		
Laborer.....	1 400	1 400	1 400		
Attendants.....	21 340	21 340	23 340		
Salary range, \$1 to \$240; average, \$120—					
Acting assistant surgeons.....	1 115	1 115	2 115		
Attending specialist.....	1 200	1 200	1 200		
Attendants.....	43 168	43 168	48 168		
Total average number of employees.....	2, 314	2, 314	2, 342		
Total salaries and wages, field service.....	2, 624, 606	2, 624, 606	2, 643, 719		
01 Total personal services.....	2, 881, 497	2, 881, 497	2, 905, 239		
(Cash compensation only is shown; certain of these positions carry in addition one or more of the allowances of quarters, subsistence, and laundry.)					
Supplies and materials:					
0200 Stationery and office supplies.....	61, 400	33, 000	61, 776		
0210 Medical and hospital supplies.....	99, 705	52, 329	99, 705		
0220 Scientific and educational supplies.....	3, 300	3, 300	3, 288		
0230 Fuel.....	166, 377	166, 377	166, 377		
0250 Forage.....	36, 362	36, 362	36, 362		
0260 Provisions.....	1, 153, 995	1, 137, 140	1, 102, 139		
0280 Sundry supplies.....	62, 000	39, 500	72, 276		
02 Total supplies and materials.....	1, 583, 139	1, 468, 008	1, 541, 933		
03 Subsistence and support of persons.....	562, 526	562, 526	562, 526		
04 Subsistence and care of animals.....	1, 107	1, 107	1, 107		
Communication service:					
0500 Telegraph service.....	930	930	930		
0510 Telephone service.....	21, 540	21, 540	21, 540		
05 Total communication service.....	22, 470	22, 470	22, 470		
06 Travel expense.....	47, 964	47, 964	50, 491		
07 Transportation.....	48, 479	48, 979	58, 243		
09 Advertising.....	29	29	17		
10 Furnishing of heat, light, and power.....	171, 799	171, 799	174, 799		
Rents:					
1100 Rent of buildings and structures.....	31, 108	31, 108	33, 459		
1110 Other rents.....	3, 687	3, 687	3, 687		
11 Total rents.....	34, 795	34, 795	37, 146		
Repairs and alterations:					
1280 Motor vehicles.....	17, 000	25, 200	23, 027		
1280 Other repairs.....	15, 050	15, 050	16, 385		
12 Total repairs and alterations.....	32, 050	40, 250	39, 412		
Special and miscellaneous current expenses:					
1373 Laundry and towel service.....	21, 568	21, 568	21, 935		
1375 Ashes, garbage, and snow removal.....	3, 615	3, 615	3, 875		
1380 Miscellaneous current expenses.....	2, 045	2, 045	4, 066		
13 Total special and miscellaneous current expenses.....	27, 228	27, 228	29, 876		
2250 Burial expenses.....	24, 228	24, 228	24, 228		
Equipment:					
3002 Passenger-carrying motor vehicles, purchase of.....	6, 000				
3010 Furniture, furnishings, fixtures.....	40, 784	20, 000	61, 172		
3020 Educational, scientific, and recreational equipment.....	61, 500	30, 000	61, 870		
3040 Livestock.....	405	405	4, 268		
3050 Other equipment.....	64, 000	30, 000	68, 336		
30 Total equipment.....	172, 689	80, 405	195, 646		
Reserve.....		100, 000			
Total.....	5, 610, 000	5, 511, 285	5, 644, 133		
Less reimbursements on account of care of patients of the Veterans' Bureau.....	360, 000	300, 000	328, 000		
Net total.....	5, 250, 000	5, 211, 285	5, 316, 133		

All sums received by the Public Health Service during the fiscal year [1926] 1927, except allotments and reimbursements on account of patients of the United States Veterans' Bureau, shall be covered into the Treasury as miscellaneous receipts (*act Jan. 22, 1925, vol. 43, p. 775*).

Estimates of appropriations required for the service of the fiscal year ending June 30, 1927—Continued

General object (title of appropriation), date of acts, references to Statutes at Large, or to Revised Statutes, and estimated amount required for each detailed object				Total amount to be appropriated under each head of appropriation	Amount appropriated for the fiscal year ending June 30, 1926
Quarantine Service—					
Quarantine service: For maintenance and ordinary expenses, exclusive of pay of officers and employees, of United States quarantine stations, including the exchange, maintenance, repair, and operation of motor-propelled passenger-carrying vehicles, and including not exceeding \$5,000 for the purchase of motor-propelled passenger-carrying vehicles (acts Aug. 14, 1912, vol. 37, p. 309; Jan. 22, 1925, vol. 43, p. 775)-----				\$460,000.00	\$470,000.00
	Estimated expenditures, 1927 appropriation	Estimated expenditures, 1926 appropriation	Expended and obligated, 1925		
Supplies and materials:					
0200 Stationery and office supplies.....	\$650.00	\$650.00	\$600.00		
0205 Cleaning and toilet supplies.....	7,000.00	7,000.00	7,003.58		
0210 Medical and hospital supplies.....	1,200.00	1,200.00	771.88		
0230 Fuel.....	50,000.00	50,000.00	48,611.46		
0233 Gasoline and fuel oils.....	28,000.00	28,000.00	28,448.17		
0250 Forage and other supplies for animals.....	2,200.00	2,200.00	2,195.09		
0260 Provisions (subsistence supplies).....	69,000.00	69,000.00	68,299.48		
0277 Chemicals (for fumigating).....	75,250.00	90,000.00	91,051.47		
0282 Kerosene and lubricants.....	5,500.00	5,500.00	5,484.51		
0284 Miscellaneous supplies (includes ice).....	15,000.00	15,000.00	14,398.39		
0294 Lumber.....	1,200.00	1,200.00	868.06		
0296 Paint and painters' materials.....	4,800.00	4,800.00	4,894.76		
02 Total supplies and materials.....	259,800.00	274,550.00	272,628.85		
Communication service:					
0500 Telegraph service.....	100.00	100.00	99.64		
0510 Telephone service.....	8,000.00	8,000.00	8,018.56		
05 Total communication service.....	8,100.00	8,100.00	8,118.20		
Travel expenses:					
0600 Commercial transportation.....	7,200.00	7,200.00	7,254.17		
0610 Local transportation.....	3,500.00	3,500.00	3,665.27		
06 Total travel expenses.....	10,700.00	10,700.00	10,919.44		
Transportation of things (service):					
0700 Freight and incidental charges ¹	9,950.00	10,200.00	10,145.23		
0730 Local transportation of things (drayage, etc.).....	3,200.00	3,200.00	3,133.49		
07 Total transportation of things.....	13,150.00	13,400.00	13,278.72		
10 Furnishing of heat, light, power, water, gas, electricity.....	16,000.00	16,000.00	15,966.37		
Rents:					
1100 Rent of buildings and structures.....	23,700.00	23,700.00	23,713.99		
1110 Other rents.....	8,000.00	8,000.00	7,085.78		
11 Total rents.....	31,700.00	31,700.00	30,799.77		
Repairs and alterations:					
1280 Motor vehicles, repairs.....	6,000.00	6,000.00	4,730.07		
Repairs and alterations to boats.....	59,000.00	59,000.00	49,561.71		
12 Total repairs and alterations.....	65,000.00	65,000.00	54,291.78		
Special and miscellaneous current expenses:					
1370 Special and miscellaneous services not specified.....	3,000.00	3,000.00	2,505.07		
1373 Laundry and towel service.....	6,400.00	6,400.00	6,439.85		
13 Total special and miscellaneous services.....	9,400.00	9,400.00	8,944.92		
Equipment:					
3002 Motor vehicles, passenger-carrying, purchase of.....	5,000.00				
3010 Furniture, furnishings, and fixtures.....	6,000.00	6,000.00	5,430.80		
3022 Laboratory equipment.....	600.00	600.00	201.54		
3051 Heat, light, power, water, refrigeration and electrical equipment.....	2,000.00	2,000.00	1,669.60		
3052 Tools.....	1,000.00	1,000.00	809.28		
3053 Equipment for boats.....	8,000.00	8,000.00	7,982.38		
3050 Motor vehicles, other than passenger carrying, purchase of.....	1,000.00	1,000.00	900.00		
3057 Laundry equipment and parts.....	1,000.00	1,000.00	235.98		
3058 Equipment for disinfecting or fumigating.....	17,550.00	17,550.00	17,975.98		
3059 Special and miscellaneous equipment.....	4,000.00	4,000.00	3,875.29		
30 Total equipment.....	48,150.00	41,150.00	38,990.85		
Total.....	460,000.00	470,000.00	453,938.90		

¹ \$250 is deducted from this item owing to allowance to Bureau of Supply for transportation of stationery.

Estimates of appropriations required for the service of the fiscal year ending June 30, 1927—Continued

General object (title of appropriation), date of acts, references to Statutes at Large, or to Revised Statutes, and estimated amount required for each detailed object	Total amount to be appropriated under each head of appropriation		Amount appropriated for the fiscal year ending June 30, 1926
Preventing the Spread of Epidemic Diseases—			
To enable the President, in case only of threatened or actual epidemic of cholera, typhus fever, yellow fever, smallpox, bubonic plague, Chinese plague, or black death, trachoma, influenza, Rocky Mountain spotted fever, or infantile paralysis, to aid State and local boards, or otherwise, in his discretion, in preventing and suppressing the spread of the same, and in such emergency in the execution of any quarantine laws which may be then in force, [\$328,772] \$430,000 , including the purchase of newspapers and clippings from newspapers containing information relating to the prevalence of disease and the public health (<i>acts Aug. 14, 1912, vol. 37, p. 309; Jan. 20, 1925, vol. 43, p. 757; Jan. 22, 1925, vol. 43, p. 775</i>)			
	\$430,000.00		\$328,772.00
	Estimated expenditures, 1927 appropriation	Estimated expenditures, 1926 appropriation	Expended and obligated, 1925
Field service:			
Salaries and wages—			
Salary range, \$5,200 to \$6,000; average, \$5,600—			
Acting assistant surgeon	No. 1 Salary \$5,200	Average—No. 1 Salary \$5,200	No. 1 Salary \$5,200
Sanitary engineer	1 5,200	1 5,200	1 5,200
Salary range, \$3,800 to \$5,000; average, \$4,400—			
Acting assistant surgeons	10 4,100	7 4,100	10 4,100
Associate sanitary engineer	1 4,200	1 4,200	1 4,200
Special expert	1 4,200	1 4,200	1 4,200
Salary range, \$3,300 to \$3,900; average, \$3,600—			
Acting assistant surgeons	3 3,600	3 3,519	1 3,461
Sanitary inspector	1 3,600	1 3,600	1 3,600
Salary range, \$3,000 to \$3,600; average, \$3,300—			
Acting assistant surgeons	3 3,000	3 3,000	1 3,000
Scientific assistant	1 3,000	1 3,000	1 3,000
Salary range, \$2,700 to \$3,300; average, \$3,000—			
Acting assistant surgeons	4 2,850	3 2,850	4 2,888
Constructing engineer	1 3,000	1 3,000	1 3,000
Assistant chemist			1 3,000
Salary range, \$2,400 to \$3,000; average, \$2,700—			
Chief inspector	1 2,700	1 2,700	
Sanitary inspectors	3 2,400	2 2,400	3 2,400
Scientific assistant	1 2,400	1 2,400	
Salary range, \$2,100 to \$2,700; average, \$2,400—			
Acting assistant surgeon			1 2,400
Field assistant			1 2,700
Assistant chief trappers	4 2,400	3 2,400	
Sanitary inspectors	11 2,100	8 2,100	1 2,380
Salary range, \$1,800 to \$2,400; average, \$2,100—			
Chief fumigators	1 1,920	1 2,010	2 2,010
Sanitary inspectors		1 2,040	5 2,045
Acting assistant surgeon	1 2,040		
Salary range, \$1,680 to \$2,040; average, \$1,860—			
Acting assistant surgeons	2 1,800	3 1,860	6 1,852
Laboratory assistant	1 1,800	1 1,800	1 2,040
Sanitary inspectors	5 1,812	3 1,812	6 1,832
Inspector clerk	1 1,860	1 1,860	1 1,860
Chief trappers	1 1,680	1 1,740	1 1,800
Fumigators	8 1,740	6 1,740	8 1,740
Foreman fumigators		5 1,800	8 1,800
Salary range, \$1,500 to \$1,860; average, \$1,680—			
Chief fumigators	1 1,680	1 1,680	5 1,547
Assistant clerks	8 1,500	7 1,509	4 1,490
Fumigators		2 1,560	1 1,564
Laborer foreman		1 1,500	1 1,500
Nurse	1 1,800	1 1,800	1 1,800
Assistant fumigator			1 1,680
Sanitary inspectors	2 1,620	3 1,597	7 1,535
Shipkeeper		1 1,560	1 1,560
Salary range, \$1,320 to \$1,680; average, \$1,500—			
Acting assistant surgeons	3 1,460	3 1,488	5 1,478
Foreman trappers	4 1,530	8 1,530	10 1,500
Dock inspector		1 1,440	1 1,440
Nurses	7 1,320	6 1,320	9 1,320
Sanitary inspectors	1 1,560	1 1,560	1 1,560
Laborer fumigators		5 1,560	1 1,560
Junior clerk		1 1,320	1 1,350
Trappers	28 1,560	25 1,522	18 1,320
Stenographer	1 1,500	1 1,500	1 1,535
Technical aid	1 1,500	1 1,500	
Salary range, \$1,140 to \$1,500; average, \$1,320—			
Acting assistant surgeons	3 1,200	3 1,200	6 1,201
Janitor	1 1,440	1 1,440	1 1,440
Underclerk			1 1,200
Laboratory assistant	1 1,320	1 1,320	1 1,200
Fumigators	6 1,360	4 1,360	6 1,306
Trappers	7 1,197	33 1,197	63 1,197
Sanitary inspectors	2 1,350	1 1,350	
Attendants	1 1,140	1 1,140	1 1,140
Inspectors	6 1,280	4 1,280	6 1,368
Clerks	2 1,170	3 1,185	2 1,171
Laboratory attendants			1 1,440
Salary range, \$1,020 to \$1,260; average, \$1,140—			
Laboratory attendants	2 1,200		1 1,200
Trappers	18 1,224	21 1,224	6 1,224
Salary range, \$900 to \$1,140; average, \$1,020—			
Acting assistant surgeons	1 900	1 900	1 963
Laborers	9 1,040	6 1,040	9 1,040
Attendants	1 985	1 985	1 985
Messenger	1 900	1 900	1 900

Estimates of appropriations required for the service of the fiscal year ending June 30, 1927—Continued

General object (title of appropriation), date of acts, references to Statutes at Large, or to Revised Statutes, and estimated amount required for each detailed object						Total amount to be appropriated under each head of appropriation		Amount appropriated for the fiscal year ending June 30, 1926	
Preventing the Spread of Epidemic Diseases—Continued.									
		Estimated expenditures, 1927 appropriation		Estimated expenditures, 1926 appropriation		Expended and obligated, 1926			
Field service—Continued.									
Salaries and wages—Continued.									
Salary range, \$780 to \$1,020; average, \$900—									
Acting assistant surgeon		Average—		Average—		Average—			
		No.	Salary	No.	Salary	No.	Salary		
Inspector		1	\$1,780			1	\$900		
Laborer janitor		1	840	1	840	1	840		
Attendants		1	840	1	900	1	900		
Salary range, \$600 to \$780; average, \$690—									
Clerks		1	840	1	816	1	816		
Attendants		3	640	2	640	2	651		
Fumigators		3	680	2	669	3	669		
Laborer		4	720	3	720	4	720		
Salary range, \$420 to \$600; average, \$510—									
Nurse		1	600	1	600	1	600		
Attendants		3	480	2	480	3	458		
Salary range, \$240 to \$420; average, \$330—									
Acting assistant surgeons		1	337	1	300	2	300		
Attendants		1	300	1	337	1	337		
Janitor		1	300	1	300	1	300		
Inspectors		4	320	3	320	6	299		
Salary range, less than \$240—									
Sanitary assistant		1	120	1	120	1	120		
Laborer		1	154	1	154	1	154		
Field agent		1	12	1	12	1	12		
0150 Special and miscellaneous payments for personal services (employees on fee or per diem basis)		12	208	9	208	12	171		
01 Total average number of employees		224		244		294			
Total salaries and wages, field service			352,856		372,423		434,517		
The difference between 1927 and 1926 is due to net decrease in force, \$102,123.									
Supplies and materials:									
0200 Stationery and office supplies			500.00		375.00		526.16		
0210 Medical and hospital supplies (vaccine, etc.)			3,600.00		2,925.00		4,281.93		
0214 Laboratory supplies			500.00		272.25		411.00		
0220 Scientific and educational supplies			2,000.00		1,750.00		2,486.55		
0230 Fuel			1,800.00		1,410.00		2,016.39		
0250 Forage for animals			800.00		487.50		720.96		
0260 Provisions			10,000.00		10,150.00		14,468.53		
0277 Chemicals for fumigating			2,504.00		2,250.00		3,155.04		
0280 Sundry supplies			1,600.00		1,750.00		2,116.08		
0290 Materials			400.00		131.25		448.48		
02 Total supplies and materials			23,704.00		21,501.00		30,631.12		
04 Subsistence and care of animals, etc. (service)			100.00		73.00		175.90		
Communication service:									
0500 Telegraph service			1,855.00		1,485.00		2,816.85		
0510 Telephone service			1,260.00		1,043.00		1,642.81		
05 Total communication service			3,115.00		2,528.00		4,459.66		
06 Travel expense			22,950.00		19,587.00		27,223.24		
07 Transportation of things (service)			3,040.00		2,880.00		3,426.94		
08 Printing and binding							22.32		
10 Furnishing of heat, light, power, water, etc.			1,050.00		742.50		1,139.14		
11 Rents (buildings and structures)			9,675.00		7,794.00		10,031.78		
12 Repairs and alterations			150.00		100.00		156.63		
13 Special and miscellaneous current expenses			4,030.00		3,300.00		4,318.96		
30 Equipment			9,330.00		6,849.50		12,655.86		
Total			430,000.00		1,437,778.00		528,758.55		

¹ Includes 1926 appropriation of \$328,772 and \$109,006 unobligated balance of amount appropriated by act of Jan. 20, 1925, vol. 43, p. 757, the total available of \$437,778 having been apportioned for expenditure during the first, second, and third quarters of 1926. Expenditures during the fourth quarter will be met by appropriation of additional funds.

Estimates of appropriations required for the service of the fiscal year ending June 30, 1927—Continued

General object (title of appropriation), date of acts, references to Statutes at Large, or to Revised Statutes, and estimated amount required for each detailed object				Total amount to be appropriated under each head of appropriation	Amount appropriated for the fiscal year ending June 30, 1926
Field Investigations of Public Health—					
Field investigations: For investigations of diseases of man and conditions influencing the propagation and spread thereof, including sanitation and sewage, and the pollution of navigable streams and lakes of the United States, including personal service (acts Aug. 14, 1912, vol. 37, p. 309; Jan. 22, 1925, vol. 43, p. 775)-----				\$280, 000. 00	\$282, 054. 00
	Estimated expenditures, 1927 appropriation	Estimated expenditures, 1926 appropriation	Expended and obligated, 1925		
Field service:					
Salaries and wages—					
Salary range, \$5,200 to \$6,000; average, \$5,600—					
Sanitary engineer.....	No. 1 Salary \$5,200	No. 1 Salary \$5,200	No. 1 Salary \$5,200		
Statistician.....	1 5,200	1 5,200	1 5,200		
Salary range, \$3,800 to \$5,000; average, \$4,400—					
Special expert.....	1 4,600	1 4,600	1 4,000		
Research assistant.....	1 4,600	1 4,600	1 4,600		
Associate sanitary engineers.....	4 4,275	4 4,267	3 4,221		
Epidemiologist.....	1 4,200	1 4,200	1 4,040		
Associate statistician.....	1 4,200	1 4,200	1 4,200		
Associate chemist.....	1 4,200	1 4,200	1 4,200		
Milk specialist.....	1 4,000	1 4,000			
Biochemist.....	1 3,800	1 3,800	1 3,800		
Physicist.....	1 3,800	1 3,800			
Salary range, \$3,300 to \$3,900; average, \$3,600—					
Associate sanitary engineer.....			1 3,600		
Salary range, \$3,000 to \$3,600; average, \$3,300—					
Associate statisticians.....	2 3,600	2 3,600	1 3,600		
Acting assistant surgeon.....	1 3,600	1 3,600	1 3,500		
Associate milk specialists.....	2 3,600	2 3,600	1 3,600		
Salary range, \$2,700 to \$3,300; average, \$3,000—					
Assistant sanitary engineer.....	1 3,000	1 3,000	2 3,114		
Physicist.....	1 3,000	1 3,000	1 3,000		
Psychiatrist.....	1 3,000	1 3,000			
Psychologist.....	1 3,000	1 3,000			
Associate physiologist.....			1 3,200		
Associate biologist.....	1 3,000	1 3,000	1 3,000		
Salary range, \$2,400 to \$3,000; average, \$2,700—					
Statistical expert.....			1 3,000		
Special expert.....			1 3,000		
Associate chemist.....			1 2,800		
Technical assistants.....	1 2,850	1 2,850	1 2,880		
Assistant sanitary engineer.....	1 2,800	1 2,800	1 2,800		
Assistant statisticians.....	1 2,700	1 2,700	1 2,741		
Research assistant.....			1 2,700		
Junior bacteriologist.....			1 2,500		
Salary range, \$2,100 to \$2,700; average, \$2,400—					
Assistant limnologist.....	1 2,700	1 2,700	1 2,416		
Acting assistant surgeon.....	1 2,600	1 2,600	1 2,400		
Physicist.....	1 2,400	1 2,400			
Junior assistant sanitary engineer.....			1 2,200		
Technical sanitary engineering assistant.....	1 2,100	1 2,100	1 2,100		
Salary range, \$1,860 to \$2,400; average, \$2,100—					
Field assistant.....	1 2,400	1 2,400			
Special field agent.....	1 2,300	1 2,300	1 2,300		
Junior chemist.....	1 2,100	1 2,100			
Medical social worker.....	1 2,100	1 2,100			
Assistant in school hygiene.....	1 2,100	1 2,100			
Special nurses.....	3 2,100	3 2,100	2 2,086		
Nutrition worker.....	1 2,100	1 2,100	1 2,100		
Psychiatric social workers.....	2 2,100	1 2,100	2 2,100		
Assistant bacteriologist.....	1 2,100	1 2,100	1 2,100		
Statistical clerk.....	1 2,100	1 2,100	1 2,100		
Technical assistant in bacteriology.....	1 2,100	1 2,100	1 2,100		
Junior biochemist.....	1 1,860	1 1,860	1 1,860		
Salary range, \$1,680 to \$2,040; average, \$1,860—					
Statistical clerks.....	1 1,860	1 1,860	1 1,848		
Salary range, \$1,500 to \$1,860; average, \$1,680—					
Statistical clerks.....	3 1,740	3 1,740	3 1,744		
Stenographers.....	7 1,769	6 1,774	6 1,746		
Assistant in school hygiene.....			1 1,740		
Special nurses.....	2 1,860	2 1,860	2 1,860		
Junior statistician.....	1 1,860	1 1,860	1 1,750		
Clerk translator.....	1 1,800	1 1,800	1 1,690		
Field assistant.....	1 1,800	1 1,800	1 1,800		
Dental hygienist.....			1 1,740		
Clerks.....	3 1,720	3 1,720	2 1,680		
Microscopist.....	1 1,740	1 1,740	1 1,713		
Junior statistical clerks.....	2 1,680	2 1,680	2 1,613		
Laboratory aid and technical clerk.....			1 1,740		
Laboratory assistants.....	1 1,680	1 1,680	2 1,651		
Junior civil engineer.....	1 1,500	1 1,500	1 1,500		
Acting assistant surgeon.....	1 1,600	1 1,500	1 1,500		
Salary range, \$1,320 to \$1,680; average, \$1,500—					
Surgeon assistants.....	1 1,680	1 1,680	1 1,516		
Stenographers.....	8 1,440	8 1,440	9 1,429		
Statistical clerks.....	3 1,560	3 1,560	1 1,560		
Operative.....	1 1,560	1 1,560	1 1,450		
Clerks.....			2 1,466		
Junior statistical clerks.....	4 1,440	4 1,440	3 1,440		
Laboratory aid and technical clerks.....			1 1,440		
Laboratory attendant.....			1 1,440		
Salary range, \$1,140 to \$1,500; average, \$1,320—					
Clerks.....	2 1,360	2 1,360	7 1,182		
Copyist topographer.....	1 1,380	1 1,380	1 1,380		
Laboratory assistants.....	1 1,335	1 1,335	1 1,380		

Estimates of appropriations required for the service of the fiscal year ending June 30, 1927—Continued

General object (title of appropriation), date of acts, references to Statutes at Large, or to Revised Statutes, and estimated amount required for each detailed object				Total amount to be appropriated under each head of appropriation	Amount appropriated for the fiscal year ending June 30, 1926
<i>Field Investigations of Public Health—Continued.</i>					
Field service—Continued.					
Salaries and wages—Continued.					
Salary range \$1,140 to \$1,500; average, \$1,320—Con.	<i>Average—</i>		<i>Average—</i>		<i>Average—</i>
	<i>No.</i>	<i>Salary</i>	<i>No.</i>	<i>Salary</i>	<i>No.</i> <i>Salary</i>
Junior statistical clerk.....	1	\$1,200	1	\$1,200	1 ¹ \$1,200
Animal feeder.....	1	1,320	1	1,320	1 ¹ 1,260
Laboratory attendant.....	1	1,260	1	1,260	1 ¹ 1,140
Typist.....	1	1,140	1	1,140	1 ¹ 1,140
Salary range, \$1,020 to \$1,260; average, \$1,140—					
Laboratory attendants.....	8	1,200	8	1,200	6 ¹ 1,202
Filter operators.....	3	1,200	3	1,200	3 ¹ 1,200
Laborer.....					1 ¹ 1,200
Salary range, \$600 to \$780; average, \$690—					
Attendant.....					1 ¹ 780
Messengers.....					1 ¹ 714
Salary range, \$420 to \$600; average, \$510—					
Attendant.....	1	480	1	480	1 ¹ 566
Salary range, \$240 to \$420; average, \$330—					
Laboratory attendant.....	5 ¹	360	5 ¹	360	7 ¹ 300
Collaborating chemists.....					4 ¹ 134
Salary range, \$240 and less—					
Attendants.....	6	114	6	114	4 ¹ 134
Special and miscellaneous payment for personal services (part time and per diem employees not on annual basis) estimated as follows:					
	<i>No.</i>	<i>Amount</i>	<i>No.</i>	<i>Amount</i>	<i>No.</i> <i>Amount</i>
Laborers.....	2	\$1,170.00	2	\$1,170.00	3 \$358.49
Clerks.....	1	100.00	1	100.00	2 264.57
Consultants.....	19	2,635.00	19	2,635.00	16 1,611.66
Attendant.....					1 278.25
	22	3,905.00	22	3,905.00	22 2,513.00
01 Total average number of employees.....	138 ¹		138 ¹		142
Total salaries and wages, field service.....		235,584.00		235,944.00	225,625.55
The difference between 1927 and 1926 is due to decrease in salaries, \$360.					
Supplies and materials:					
0204 Photographic supplies.....		360.00		360.00	707.11
0211 Drugs and medicinal preparations.....		225.00		225.00	222.77
0214 Laboratory supplies.....		2,025.00		2,025.00	3,198.05
0231 Coal.....		475.00		475.00	462.00
0250 Forage for laboratory animals.....		500.00		500.00	
0284 Miscellaneous supplies.....		2,005.00		2,004.00	1,863.52
02 Total supplies and materials.....		5,590.00		5,589.00	6,453.45
03 Subsistence and support of persons (services).....		2,100.00		2,100.00	2,129.78
04 Subsistence and care of animals (services).....		60.00		60.00	67.20
05 Communication service.....		1,659.00		1,659.00	1,605.64
06 Travel expenses.....		22,065.00		22,865.00	25,269.34
07 Transportation of things.....		1,785.00		1,785.00	2,258.92
Photographic and stenographic services:					
0820 Stenographic services (job work).....					246.65
0830 Photographic services (job work).....		135.00		135.00	230.70
08 Total stenographic and photographic services.....		135.00		135.00	477.35
10 Electricity.....		1,546.00		1,546.00	1,544.77
Rents:					
1101 Rent of office space.....		660.00		660.00	950.04
1102 Rent of laboratory space and facilities.....		60.00		60.00	203.39
1115 Rent of miscellaneous equipment.....		1,200.00		1,100.00	3,215.00
11 Total rents.....		1,920.00		1,820.00	4,368.43
12 Repairs and alterations.....		365.00		365.00	406.46
13 Special and miscellaneous current expenses.....		200.00		201.00	411.42
Equipment:					
3010 Furniture, furnishings, and fixtures.....		1,545.00		1,946.00	3,498.88
3021 Educational equipment.....		400.00		605.00	663.64
3022 Scientific equipment.....		3,980.00		4,279.00	5,242.16
3040 Laboratory animals.....		1,065.00		1,155.00	590.21
3053 Trucks.....					1,424.30
3212 Construction of artificial channels.....					2,781.88
30 Total equipment.....		6,990.00		7,985.00	14,188.07
Total.....		280,000.00		282,054.00	284,806.38

¹ Represents total for this class and not rate per annum.

Estimates of appropriations required for the service of the fiscal year ending June 30, 1927—Continued

General object (title of appropriation), date of acts, references to Statutes at Large, or to Revised Statutes, and estimated amount required for each detailed object				Total amount to be appropriated under each head of appropriation	Amount appropriated for the fiscal year ending June 30, 1926
<i>Interstate Quarantine Service—</i> Interstate quarantine service: For cooperation with State and municipal health authorities in the prevention of the spread of contagious and infectious diseases in interstate traffic (<i>acts Aug. 14, 1912, vol. 37, p. 309; Jan. 22, 1925, vol. 43, p. 775; Mar. 4, 1925, vol. 43, p. 1343</i>)				\$69,000.00	\$22,530.00
	Estimated expenditures, 1927 appropriation	Estimated expenditures, 1926 appropriation	Expended and obligated, 1925		
Field service:					
Salaries and wages—	Average—	Average—	Average—		
Salary range, \$5,200 to \$6,000; average, \$5,600—	No. Salary	No. Salary	No. Salary		
Sanitary engineer.....	1 \$5,200	1 \$5,200	1 \$5,200		
Salary range, \$3,300 to \$3,900; average, \$3,600—					
Associate sanitary engineers.....	2 3,600	2 3,600	2 3,600		
Salary range, \$3,000 to \$3,600; average, \$3,600—					
Assistant sanitary engineers.....	2 3,200	2 3,200	2 3,200		
Salary range, \$1,860 to \$2,400; average, \$2,100—					
Technical assistants in sanitary engineering.....	2 2,000	2 2,000	2 2,000		
Chemical bacteriologist.....	1 2,000	1 2,000	1 2,000		
Salary range, \$1,680 to \$2,040; average, \$1,860—					
Technical assistant in sanitary engineering.....	1 1,800	1 1,800	1 1,800		
Sanitary inspector.....	1 1,800	1 1,800	1 1,800		
Salary range, \$1,320 to \$1,680; average, \$1,500—					
Pilot.....	1 1,500	1 1,500	1 1,500		
Junior clerk.....	1 1,440	1 1,440	1 1,440		
Salary range, \$1,140 to \$1,500; average, \$1,320—					
Marine engineer.....	1 1,200	1 1,200	1 1,200		
Salary range, \$900 to \$1,140; average, \$1,020—					
Attendants.....	2 900	2 900	2 900		
Salary range, less than \$240—					
Collaborating sanitary engineers.....	30 81	31 81	29 81		
Collaborating epidemiologist.....	1 100	1 100	1 100		
01 Total average number of employees.....	47 37,345	48 39,345	35 14,351		
Total salaries and wages, field service.....					
The difference between 1927 and 1926 is due to decrease in force, \$2,000.					
Supplies and materials:					
0200 Stationery and office supplies.....	100.00	100.00	56.18		
0210 Medical and hospital supplies.....					
0220 Scientific and educational supplies.....	1,525.00	1,525.00	815.06		
0260 Provisions.....	900.00	900.00	55.50		
0280 Sundry supplies.....	1,500.00	1,500.00	696.18		
02 Total supplies and materials.....	4,025.00	4,025.00	1,622.92		
04 Storage and care of vehicles (service).....	75.00	75.00	72.00		
Communication service:					
0500 Telegraph service.....	600.00	600.00	471.38		
0510 Telephone service.....	200.00	200.00	118.78		
05 Total communication service.....	800.00	800.00	590.16		
Travel expenses:					
0615 Transportation.....	9,070.00	9,200.00	5,198.56		
0616 Subsistence.....	14,500.00	14,500.00	7,051.05		
06 Total travel expenses.....	23,570.00	23,700.00	12,249.61		
07 Transportation of things (service).....	1,250.00	1,250.00	941.13		
08 Printing and binding.....	30.00	30.00	7.50		
12 Repairs and alterations.....	1,700.00	1,791.80	273.75		
1370 Special and miscellaneous current expenses.....	30.00	30.00	18.00		
3010 Furniture, furnishings, and fixtures.....	175.00	145.00	37.46		
Reserve.....		500.00			
Total.....	69,000.00	71,691.80	30,163.53		

¹ Includes \$49,161.80 unobligated balance of 1925 and 1926 appropriation.

Estimates of appropriations required for the service of the fiscal year ending June 30, 1927—Continued

General object (title of appropriation), date of acts, references to Statutes at Large, or to Revised Statutes, and estimated amount required for each detailed object				Total amount to be appropriated under each head of appropriation	Amount appropriated for the fiscal year ending June 30, 1926
Studies of Rural Sanitation, Public Health Service—					
Rural sanitation: For special studies of, and demonstration work in, rural sanitation, including personal services, and including not to exceed \$5,000 for the purchase, maintenance, repair, and operation of motor-propelled passenger-carrying vehicles, [\$75,000] \$60,000: Provided, That no part of this appropriation shall be available for demonstration work in rural sanitation in any community unless the State, county, or municipality in which the community is located agrees to pay one-half the expenses of such demonstration work (acts Aug. 14, 1912, vol. 37, p. 309; Jan. 22, 1925, vol. 43, p. 775)				\$60,000.00	\$75,000.00
	Estimated expenditures, 1927 appropriation	Estimated expenditures, 1926 appropriation	Expended and obligated, 1925		
Field service:					
Salaries and wages—	<i>Average—</i>	<i>Average—</i>	<i>Average—</i>		
Salary range, \$2,700 to \$3,300; average, \$3,000—	No. Salary	No. Salary	No. Salary		
Field agent	1 1/2 \$2,424	1 1/2 2,424	1 1/2 2,424		
Salary range, \$2,400 to \$3,000; average, \$2,700—					
Field agents	4 1/2 2,100	4 1/2 2,100	4 1/2 2,100		
Salary range, \$1,860 to \$2,400; average, \$2,100—					
Senior clerk	1 1,800	1 1/2 1,800	1 1/2 1,800		
Salary range, \$1,680 to \$2,040; average, \$1,860—					
Field agents	2 1,755	2 1,755	2 1,755		
Inspectors	1 1/2 1,600	1 1/2 1,600	1 1/2 1,600		
Salary range, \$1,500 to \$1,860; average, \$1,680—					
Field agent	1 1/2 1,440	2 1,440	2 1,440		
Inspectors					
Salary range, \$1,140 to \$1,500; average, \$1,320—					
Field agents	1 1,200	2 1/2 1,200	2 1/2 1,200		
Nurses	1 1,350	2 1,350	2 1,350		
Inspectors	1 1/2 1,211	1 1/2 1,211	2 1,242		
Salary range, \$900 to \$1,140; average, \$1,020—					
Field agents	1 1,000	2 1,000	2 1,000		
Nurses	3 1,010	3 1,010	3 1,010		
Inspectors	3 900	5 900	5 900		
Salary range, \$780 to \$1,020; average, \$900—					
Field agents	4 900	3 900	3 900		
Nurses	2 810	2 810	2 810		
Salary range, \$600 to \$780; average, \$690—					
Field agents	5 600	9 600	9 600		
Nurses	4 650	4 650	4 650		
Inspectors	1 600	2 600	2 600		
Salary range, \$420 to \$600; average, \$510—					
Field agent	1 480	1 480	1 480		
Nurse	1 516	1 516	1 516		
Salary range, \$240 to \$420; average, \$330—					
Field agents	32 1/2 312	32 1/2 312	32 1/2 312		
Inspector	1 240	1 240	1 240		
Total average number of employees	72 1/2	84	84 1/2		
Total salaries and wages, field service	54,311	67,000	67,667		
The difference between 1927 and 1926 is due to decrease in force, \$12,689.					
0200 Stationery and office supplies	5.00	5.00	1.75		
Communication service:					
0500 Telegraph service	150.00	150.00	157.00		
0510 Telephone service	20.00	20.00	16.00		
05 Total communication service	170.00	170.00	173.00		
Travel expenses:					
0615 Transportation	1,350.00	1,500.00	1,411.99		
0616 Subsistence	3,889.00	4,050.00	4,240.80		
06 Total travel expenses	5,239.00	5,550.00	5,652.79		
07 Transportation of things (service)	275.00	275.00	265.46		
Reserve		2,000.00			
Total	60,000.00	75,000.00	73,760.00		

Estimates of appropriations required for the service of the fiscal year ending June 30, 1927—Continued

General object (title of appropriation), date of acts, references to Statutes at Large, or to Revised Statutes, and estimated amount required for each detailed object				Total amount to be appropriated under each head of appropriation	Amount appropriated for the fiscal year ending June 30, 1926
Control of Biologic Products, Public Health Service— Biologic products: To regulate the propagation and sale of viruses, serums, toxins, and analogous products, including arsphenamine, and for the preparation of curative and diagnostic biologic products, including personal services of reserve commissioned officers and other personnel (<i>acts July 1, 1902, vol. 32, p. 728; Jan. 22, 1925, vol. 43, p. 775</i>)				\$45,000.00	\$45,000.00
	Estimated expenditures, 1927 appropriation	Estimated expenditures, 1926 appropriation	Expended and obligated, 1925		
Field service:					
Salaries and wages—	<i>Average—</i>	<i>Average—</i>	<i>Average—</i>		
Salary range, \$2,700 to \$3,300 average, \$3,000—	No. Salary	No. Salary	No. Salary		
Associate bacteriologist	1 \$3,000	1 \$3,000	1 \$3,000		
Salary range, \$1,860 to \$2,400; average, \$2,100—					
Junior pharmacologist	1 2,100	1 2,100	1 2,100		
Laboratory assistant	1 2,400	1 2,400	1 2,400		
Salary range, \$1,680 to \$2,040; average, \$1,860—					
Engineer	1 2,040	1 2,040	1 2,040		
Laboratory assistant					
Special expert			1 1,500		
Salary range, \$1,320 to \$1,680; average, \$1,500—					
Laboratory assistants	2 1,620	2 1,620	1 1,560		
Mechanician			1 1,560		
Laboratory attendants	2 1,500	2 1,500	2 1,450		
Salary range, \$1,140 to \$1,500; average, \$1,320—					
Laboratory attendant	1 1,260	1 1,260	1 1,260		
Total average number of employees	9	9	8		
01 Total salaries and wages, field service	17,040.00	17,040.00	14,364.17		
Supplies and materials:					
0214 Laboratory supplies	900.00	900.00	865.72		
0250 Forage and other supplies for animals	7,100.00	7,100.00	6,906.40		
02 Total supplies and materials	8,000.00	8,000.00	7,772.12		
06 Travel expenses	1,000.00	1,000.00	992.54		
07 Transportation of things (service)	100.00	100.00	35.60		
Equipment:					
3022 Scientific equipment	3,100.00	3,100.00	3,044.03		
3043 Laboratory animals	15,760.00	15,760.00	15,678.90		
30 Total equipment	18,860.00	18,860.00	18,722.93		
Total	45,000.00	45,000.00	41,887.36		
Expenses, Division of Venereal Diseases, Public Health Service— For the maintenance and expenses of the division of venereal diseases established by sections 3 and 4, Chapter XV, of the act approved July 9, 1918, including personal and other services in the field and in the District of Columbia, \$75,000, of which amount not to exceed [\$40,000] \$37,600 may be expended for personal services in the District of Columbia (<i>acts Aug. 14, 1912, vol. 37, p. 309; Jan. 22, 1925, vol. 43, p. 776</i>)				75,000.00	75,000.00
	Estimated expenditures, 1927 appropriation	Estimated expenditures, 1926 appropriation	Expended and obligated, 1925		
Departmental service:					
Salaries—	<i>Average—</i>	<i>Average—</i>	<i>Average—</i>		
Clerical, administrative, and fiscal service—	No. Salary	No. Salary	No. Salary		
Grade 11, \$3,800 to \$5,000; average, \$4,400—					
Administrative officer			1 \$4,600		
Grade 10, \$3,300 to \$3,900; average, \$3,600—					
Junior administrative officer	1 \$3,600	1 \$3,600			
Grade 9, \$3,000 to \$3,600; average, \$3,300—					
Senior administrative assistant			1 3,000		
Investigator	1 3,000	1 3,000	1 3,000		
Grade 8, \$2,700 to \$3,300; average, \$3,000—					
Technical expert			1 2,700		
Grade 7, \$2,400 to \$3,000; average, \$2,700—					
Junior administrative assistant	1 2,500	1 2,500	1 2,500		
Assistant investigator			1 2,800		
Grade 6, \$1,860 to \$2,400; average, \$2,111—					
Senior investigating assistant	1 2,100	1 2,100	1 2,100		
Senior information clerk			1 1,860		
Senior office draftsman			1 (1)		
Grade 4, \$1,680 to \$2,040; average, \$1,860—					
Clerks	3 1,820	3 1,820	2 1,820		
Principal stenographer	1 1,800	1 1,800	1 1,800		
Grade 3, \$1,500 to \$1,860; average, \$1,680—					
Assistant clerk	1 1,620	1 1,620	1 1,620		
Senior stenographer	1 1,740	1 1,740	1 1,740		
Grade 2, \$1,320 to \$1,680; average, \$1,500—					
Junior stenographers	2 1,560	2 1,560	3 1,540		
Junior clerk-stenographers	1 1,680	1 1,680	1 1,560		
Grade 1, \$1,140 to \$1,500; average, \$1,320—					
Junior typist			1 1,440		
Underclerk-typist			1 1,440		
Underoperator office devices	1 1,440	1 1,440	1 1,440		
Clerk typist			1 1,140		
\$1 per hour; actual expenses, \$732.					

Estimates of appropriations required for the service of the fiscal year ending June 30, 1927—Continued

General object (title of appropriation), date of acts, references to Statutes at Large, or to Revised Statutes, and estimated amount required for each detailed object				Total amount to be appropriated under each head of appropriation	Amount appropriated for the fiscal year ending June 30, 1926
<i>Expenses, Division of Venereal Diseases, Public Health Service—Continued.</i>					
	Estimated expenditures, 1927 appropriation	Estimated expenditures, 1926 appropriation	Expended and obligated, 1925		
Departmental service—Continued.					
Salaries—Continued.					
Professional and scientific service—					
Grade 3, \$3,000 to \$3,600; average, \$3,300—	Average— No. Salary	Average— No. Salary	Average— No. Salary		
Associate medical officers.....	2 \$3,300	2 \$3,300			
Subprofessional service—					
Grade 7, \$2,100 to \$2,700; average, \$2,400—					
Chief nurse.....			1/2 \$2,400		
Grade 5, \$1,500 to \$1,860; average, \$1,680—					
Library assistant.....	1 1,860	1 1,860	1 1,860		
Custodial service—					
Grade 3, \$1,020 to \$1,260; average, \$1,140—					
Messengers.....	1 1,080	1 1,080	2 1,080		
Total average number of employees.....	18	18	24 1/2		
01 Total salaries, departmental service.....	37,600.00	37,600.00	43,966.07		
Field service:					
Salaries and wages—					
Salary range, \$3,300 to \$3,900; average, \$3,600—					
Assistant director of educational work.....	1 3,600	1 3,600	1 3,600		
Regional consultants.....	2 3,600	2 3,600	3 3,600		
Salary range, \$2,700 to \$3,300; average, \$3,000—					
Regional consultants.....	1 3,000	2 3,000	2 3,000		
Lecturer.....			1 3,000		
Acting assistant surgeon.....			1 3,000		
Bacteriologist.....	1 3,000		1 3,000		
Salary range, \$2,100 to \$2,700; average, \$2,400—					
Regional consultants.....	1 2,400	1 2,400	1/2 2,400		
Salary range, \$1,860 to \$2,400; average, \$2,100—					
Regional consultant.....	1 2,000	1 2,000	1 2,000		
Salary range, \$1,320 to \$1,680; average, \$1,500—					
Scientific assistant.....			1 1,360		
Salary range, under \$240 per annum—					
Acting assistant surgeons.....	48 1	48 1	42 120		
Scientific assistants.....	5 1	5 1	3 1		
Scientific assistants.....			2 1/2 120		
Special consultant.....	1 1	1 1	1 1		
Special consultants (\$10 per day when employed).....	7	7	4 130		
Total average number of employees.....	68	68	63 1/2		
01 Total salaries and wages, field service.....	21,254.00	21,254.00	39,567.32		
01 Total personal services.....	58,854.00	58,854.00	83,533.39		
Supplies and materials:					
0200 Stationery and office supplies.....	650.00	580.00	1,287.21		
0210 Medical and hospital supplies.....	750.00		645.63		
0220 Scientific and educational supplies.....	200.00	00.00	47.44		
0250 Forage and other supplies for animals.....	150.00		118.40		
0280 Sundry supplies.....	35.00	35.00	6.93		
0290 Materials.....					
02 Total supplies and materials.....	1,785.00	715.00	2,105.61		
Communication service:					
0500 Telegraph service.....	100.00	100.00	45.76		
0510 Telephone service.....	500.00	500.00	460.85		
05 Total communication service.....	600.00	600.00	506.61		
Travel expenses:					
0600 Commercial transportation.....	3,950.00	4,060.42	4,792.62		
0620 Mileage allowances.....	150.00	128.86	131.52		
0630 Per diem in lieu of subsistence.....	6,167.70	7,313.55	7,049.00		
0650 Sleeping-car, chair-car, and drawing-room fares.....	550.00	510.51	1,112.38		
0690 Special and miscellaneous expenses incident to travel.....	350.00	333.66	507.10		
06 Total travel expenses.....	11,167.70	12,347.00	13,592.62		
07 Transportation of things (service).....	323.30	312.00	320.65		
08 Stenographic work, typewriting, and duplicating (job work).....			284.00		
12 Repairs and alterations.....	110.00	112.00	68.87		
Equipment:					
3010 Furniture, furnishings, and fixtures.....	100.00		59.72		
3020 Educational, scientific, and recreational equipment.....	2,060.00	2,060.00	2,406.28		
30 Total equipment.....	2,160.00	2,060.00	2,466.00		
22 Grants to States.....			25,000.00		
Total.....	75,000.00	75,000.00	127,877.75		
Total, Public Health Service.....				\$9,300,000.00	\$9,128,101.00

Estimates of appropriations required for the service of the fiscal year ending June 30, 1927—Continued

General object (title of appropriation), date of acts, references to Statutes at Large, or to Revised Statutes, and estimated amount required for each detailed object				Total amount to be appropriated under each head of appropriation	Amount appropriated for the fiscal year ending June 30, 1926
MINTS AND ASSAY OFFICES					
OFFICE OF THE DIRECTOR OF THE MINT					
<i>Salaries, Office of Director of the Mint—</i>					
Salaries: For the Director of the Mint and other personal services in the District of Columbia, in accordance with the classification act of 1923 (<i>R. S.</i> , 343; <i>act Jan. 22, 1925, vol. 43, p. 776</i>)				\$33, 400. 00	\$32, 140. 00
	Estimated expenditures, 1927 appropriation	Estimated expenditures, 1926 appropriation	Expended and obligated, 1925		
Departmental service:					
Salaries—					
Clerical, administrative, and fiscal service—					
Grade 12, \$5,200 to \$6,000; average, \$5,600—					
Senior administrative officer (Director of the Mint).....	<i>Average—</i> No. 1 Salary \$5, 600	<i>Average—</i> No. 1 Salary \$5, 600	<i>Average—</i> No. 1 Salary \$5, 200		
Grade 11, \$3,800 to \$5,000; average, \$4,400—					
Administrative officer (assistant director).....	1 3, 800	1 3, 800			
Grade 10, \$3,300 to \$3,900; average, \$3,600—					
Junior administrative officer (assistant director).....	1 3, 600	1 3, 600	1 3, 300		
Grade 9, \$3,000 to \$3,600; average, \$3,300—					
Senior administrative assistant (chief accountant).....			1 3, 500		
Grade 6, \$2,100 to \$2,700; average, \$2,400—					
Principal clerk.....	1 2, 100	1 2, 100	1 2, 100		
Principal translator.....	1 2, 600	1 2, 500	1 2, 500		
Grade 4, \$1,680 to \$2,040; average, \$1,860—					
Clerk.....	1 2, 040	1 2, 040	1 2, 040		
Clerk-stenographer.....	1 1, 680	1 1, 680	1 1, 680		
Grade 3, \$1,500 to \$1,860; average, \$1,680—					
Assistant clerk.....	1 1, 860	1 1, 860	1 1, 860		
Grade 2, \$1,320 to \$1,680; average, \$1,500—					
Junior clerk-stenographer.....	1 1, 380	1 1, 380	1 1, 375		
Grade 1, \$1,140 to \$1,500; average, \$1,320—					
Underclerk.....	1 1, 320	1 1, 320	1 1, 260		
Professional and scientific service—					
Grade 3, \$3,000 to \$3,600; average, \$3,300—					
Associate scientist (assayer).....	1 3, 100	1 3, 000	1 3, 000		
Subprofessional service—					
Grade 6, \$1,860 to \$2,400; average, \$2,111.42—					
Senior scientific aid (assistant assayer).....	1 1, 860	1 1, 860	1 1, 860		
Grade 3, \$1,320 to \$1,680; average, \$1,500—					
Junior scientific aid (laboratory aid).....	1 1, 320	1 1, 320	1 1, 320		
Custodial service—					
Grade 3, \$1,020 to \$1,260; average, \$1,140—					
Messenger.....	1 1, 140	1 1, 140	1 1, 080		
Total average number of employees.....	14	14	13 1/4		
Total salaries, departmental service.....	33, 400	32, 140	30, 960		
The difference between 1927 and 1926 is due to increase in salaries and change in allocation, \$1,260.					
¹ Exclusive of \$1,000 to cover amended allocations under classification act for fiscal year 1926. ² Exclusive of \$1,000 paid from the special fund "Charges on silver dollar bullion sold."					
NOTE.—The increase of \$1,700 is necessitated by reason of amended allocations of positions by the classification board, and for providing additional compensation (not in excess of the mean of the several grades) to employees whose efficiency ratings, per the classification law and regulations, warrant same.					
<i>Freight on Bullion and Coin, Mints and Assay Offices—</i>					
For [freight on] transportation of bullion and coin, by registered mail or otherwise, between mints and assay offices (<i>act Jan. 22, 1925, vol. 43, p. 776</i>)				7, 500. 00	.7, 500. 00
	Estimated expenditures, 1927 appropriation	Estimated expenditures, 1926 appropriation	Expended and obligated, 1925		
07 Transportation of things.....	\$7, 500. 00	\$7, 500. 00	\$4, 872. 95		

Estimates of appropriations required for the service of the fiscal year ending June 30, 1927—Continued

General object (title of appropriation), date of acts, references to Statutes at Large, or to Revised Statutes, and estimated amount required for each detailed object				Total amount to be appropriated under each head of appropriation	Amount appropriated for the fiscal year ending June 30, 1926
Contingent Expenses, Office of Director of the Mint—					
For contingent expenses of the Bureau of the Mint, to be expended under the direction of the director: For assay laboratory chemicals, fuel, materials, balances, weights, and other necessities, including books, periodicals, specimens of coins, ores, and incidentals.....				\$900. 00	
For examination of mints, expense in visiting mints for the purpose of superintending the annual settlements, and for special examinations and for the collection of statistics relative to the annual production and consumption of the precious metals in the United States (<i>act Jan. 22, 1925, vol. 43, p. 776</i>).....				5, 100. 00	
				\$6, 000. 00	\$6, 000. 00
	Estimated expenditures, 1927 appropriation	Estimated expenditures, 1926 appropriation	Expended and obligated, 1925		
Supplies and materials:					
0200 Stationery and office supplies.....	\$10. 00	\$10. 00	\$8. 96		
0220 Scientific and educational supplies.....	500. 00	500. 00	452. 61		
0230 Fuel.....	25. 00	25. 00	24. 99		
0280 Sundry supplies.....	40. 00	40. 00	36. 38		
02 Total supplies and materials.....	575. 00	575. 00	522. 94		
Communication service:					
0500 Telegraph service.....	110. 00	110. 00	105. 96		
0510 Telephone service.....	50. 00	50. 00	44. 45		
05 Total communication service.....	160. 00	160. 00	150. 41		
06 Travel expenses.....	5, 100. 00	5, 100. 00	4, 892. 21		
07 Transportation of things.....	15. 00	15. 00	15. 31		
12 Repairs and alterations.....	150. 00	150. 00	122. 85		
30 Educational, scientific, and recreational equipment.....			56. 00		
Total.....	6, 000. 00	6, 000. 00	5, 759. 72		
FIELD SERVICE					
Salaries and Wages, Mint at Carson City—					
Salaries: For compensation of officers and employees (<i>act Jan. 22, 1925, vol. 43, p. 776</i>).....				5, 280. 00	5, 280. 00
	Estimated expenditures, 1927 appropriation	Estimated expenditures, 1926 appropriation	Expended and obligated, 1925		
Field service:					
Salaries and wages—	<i>Average—</i>	<i>Average—</i>	<i>Average—</i>		
Salary range, \$1,860 to \$2,400; average, \$2,100—	<i>No. 1</i>	<i>No. 1</i>	<i>No. 1</i>		
Assayer in charge.....	\$2, 100	\$2, 100	\$2, 100		
Salary range, \$1,680 to \$2,040; average, \$1,860—					
Assistant assayer.....	1 1, 860	1 1, 860			
Salary range, \$1,500 to \$1,860; average, \$1,680—					
Assistant assayer.....			1 1, 626		
Salary range, \$1,140 to \$1,500; average, \$1,320—					
Watchman.....	1 1, 320	1 1, 320	1 1, 254		
01 Total average number of employees.....	3	3	3		
Total salaries and wages, field service.....	5, 280	5, 280	4, 980		
Contingent Expenses, Mint at Carson City—					
For incidental and contingent expenses (<i>act Jan. 22, 1925, vol. 43, p. 776</i>).....				800. 00	600. 00
	Estimated expenditures, 1927 appropriation	Estimated expenditures, 1926 appropriation	Expended and obligated, 1925		
Supplies and materials:					
0200 Stationery and office supplies.....	\$5. 00	\$5. 00			
0220 Scientific and educational supplies.....	100. 00	75. 00	\$48. 80		
0230 Fuel.....	261. 00	216. 00	239. 12		
0280 Sundry supplies.....	25. 00	25. 00	25. 73		
02 Total supplies and materials.....	391. 00	321. 00	313. 65		
Communication service:					
0500 Telegraph service.....	4. 00	4. 00	4. 08		
0510 Telephone service.....	24. 00	24. 00	24. 00		
0520 Other communication service.....	6. 00	6. 00	6. 00		
05 Total communication service.....	34. 00	34. 00	34. 08		
07 Transportation of things.....	10. 00	10. 00	7. 83		
10 Furnishing of heat, light, power, water, and electricity (service).....	250. 00	200. 00	203. 66		
12 Repairs and alterations.....	100. 00	20. 00	18. 74		
13 Special and miscellaneous current expenses.....	15. 00	15. 00	14. 87		
Total.....	800. 00	600. 00	592. 83		

NOTE.—The increase of \$200 is necessary to cover additional cost of fuel for melting deposits and for heating the building, and to replenish the working stock of supplies.

Estimates of appropriations required for the service of the fiscal year ending June 30, 1927—Continued

General object (title of appropriation), date of acts, references to Statutes at Large, or to Revised Statutes, and estimated amount required for each detailed object				Total amount to be appropriated under each head of appropriation	Amount appropriated for the fiscal year ending June 30, 1926
Salaries and Wages, Mint at Denver— Salaries: For compensation of officers and employees (<i>act Jan. 22, 1925, vol. 43, p. 776</i>)				\$156, 710. 00	\$156, 710. 00
	Estimated expenditures, 1927 appropriation	Estimated expenditures, 1926 appropriation	Expended and obligated, 1925		
Field service:					
Salaries and wages—	<i>Average—</i>	<i>Average—</i>	<i>Average—</i>		
Salary range, \$5,200 to \$6,000; average, \$5,600—	No. Salary	No. Salary	No. Salary		
Superintendent.....	1 \$5, 200	1 \$5, 200	1 \$5, 200		
Salary range, \$3,300 to \$3,900; average, \$3,600—					
Chief assayer.....	1 3, 300	1 3, 300	1 3, 300		
Salary range, \$3,000 to \$3,600; average, \$3,300—					
Chief clerk.....	1 3, 000	1 3, 000	1 3, 000		
Superintendent melting and refining department.....	1 3, 000	1 3, 000	1 3, 000		
Superintendent coining department.....	1 3, 000	1 3, 000	1 3, 000		
Salary range, \$2,700 to \$3,300; average, \$3,000—					
Cashier.....	1 2, 800	1 2, 800	1 2, 800		
Superintendent of machinery and building.....	1 2, 800	1 2, 800	1 2, 800		
Salary range, \$2,400 to \$3,000; average, \$2,700—					
Bookkeeper.....	1 2, 400	1 2, 400	1 2, 400		
Assistant chief assayer.....	1 2, 500	1 2, 500	1 2, 500		
Assistant superintendent melting and refining department.....	1 2, 500	1 2, 500	1 2, 500		
Salary range, \$2,100 to \$2,700; average, \$2,400—					
Principal clerks.....	3 2, 300	3 2, 300	3 2, 300		
Senior assayer.....	1 2, 400	1 2, 400	1 2, 400		
Scale adjuster.....	1 2, 128	1 2, 128	1 2, 128		
Foremen, grade 2.....	5 2, 269	5 2, 269	5 2, 269		
Salary range, \$1,860 to \$2,400; average, \$2,100—					
Senior clerks.....	3 2, 108	3 2, 108	3 2, 108		
Assistant cashier.....	1 2, 150	1 2, 150	1 2, 150		
Junior assayers.....	3 2, 035	3 2, 035	2½ 2, 035		
Foremen, grade 1.....	2 1, 956	2 1, 956	2½ 1, 956		
General mechanics.....	2 2, 199	2 2, 199	2 2, 199		
Skilled workmen, grade 3.....	2 2, 060	2 2, 060	2 2, 060		
Melter, grade 2.....	1 1, 878	1 1, 878	1 1, 878		
Salary range, \$1,680 to \$2,040; average, \$1,860—					
Clerk.....	1 1, 860	1 1, 860	1 1, 860		
Storekeeper.....	1 1, 860	1 1, 860	1 1, 860		
Melters, grade 1.....	4 1, 815	4 1, 815	4 1, 815		
Skilled workmen, grade 2.....	11 1, 771	11 1, 771	11 1, 771		
Assistant engineer.....	1 1, 815	1 1, 815	1 1, 815		
Under assayer.....			1 1, 815		
Helpers, grade 3.....	3 1, 748	3 1, 748	3 1, 748		
Salary range, \$1,500 to \$1,860; average, \$1,680—					
Private secretary (stenographer).....	1 1, 500	1 1, 500	1 1, 500		
Captain of watch.....	1 1, 500	1 1, 500	1 1, 500		
Helpers, grade 2.....	21 1, 666	21 1, 666	20½ 1, 666		
Salary range, \$1,140 to \$1,500; average, \$1,320—					
Lieutenant of watch.....	1 1, 400	1 1, 400	1 1, 400		
Watchmen.....	6 1, 217	6 1, 217	5½ 1, 217		
Elevator conductor.....	1 1, 200	1 1, 200	1 1, 200		
Salary range, \$1,020 to \$1,260; average, \$1,140—					
Telephone operator.....	1 1, 200	1 1, 200	1 1, 200		
Laborers.....	3 1, 252	3 1, 252	2½ 1, 252		
Temporary and overtime.....	1, 460	1, 460	1, 176		
Total average number of employees.....	90	90	89½		
Total salaries and wages, field service.....	174, 000	174, 000	173, 443		
Less reimbursable work.....	17, 290	17, 290	19, 209		
01 Net personal services.....	156, 710	156, 710	154, 234		
Contingent Expenses, Mint at Denver— For incidental and contingent expenses, including new machinery and repairs, net wastage in melting and refining department and coining department, and loss on sale of sweeps arising from the treatment of bullion and the manufacture of coin (<i>act Jan. 22, 1925, vol. 43, p. 776</i>)				50, 000. 00	50, 000. 00
	Estimated expenditures, 1927 appropriation	Estimated expenditures, 1926 appropriation	Expended and obligated, 1925		
Supplies and materials:					
0200 Stationery and office supplies.....	\$375. 00	\$375. 00	\$384. 64		
0220 Scientific and educational supplies.....	6, 935. 00	6, 935. 00	6, 936. 64		
0230 Fuel.....	7, 635. 00	7, 535. 00	7, 317. 09		
0240 Wearing apparel and sewing supplies.....	700. 00	700. 00	682. 75		
0280 Sundry supplies.....	12, 115. 00	12, 115. 00	12, 199. 08		
0290 Materials.....	6, 810. 00	6, 810. 00	1, 872. 31		
02 Total supplies and materials.....	34, 570. 00	34, 470. 00	29, 392. 51		
Communication service:					
0500 Telegraph service.....	40. 00	40. 00	38. 25		
0510 Telephone service.....	270. 00	270. 00	267. 55		
0520 Other communication service.....	120. 00	120. 00	120. 72		
05 Total communication service.....	430. 00	430. 00	426. 52		

Estimates of appropriations required for the service of the fiscal year ending June 30, 1927—Continued

General object (title of appropriation), date of acts, references to Statutes at Large, or to Revised Statutes, and estimated amount required for each detailed object				Total amount to be appropriated under each head of appropriation	Amount appropriated for the fiscal year ending June 30, 1926
<i>Contingent Expenses, Mint at Denver—Continued.</i>					
	Estimated expenditures, 1927 appropriation	Estimated expenditures, 1926 appropriation	Expended and obligated, 1925		
06 Travel expenses.....	\$50.00	\$50.00	\$60.00		
07 Transportation of things (service).....	1,000.00	1,100.00	1,154.52		
10 Furnishing of heat, light, power, water, and electricity (service).....	7,600.00	7,500.00	7,512.80		
12 Repairs and alterations.....	700.00	700.00	703.01		
13 Special and miscellaneous current expenses.....	5,000.00	5,000.00	5,179.97		
Equipment:					
3010 Furniture, furnishings, and fixtures.....	200.00	200.00	208.83		
3020 Educational, scientific, and recreational equipment.....	100.00	100.00	125.41		
3050 Other equipment.....	450.00	450.00	549.60		
30 Total equipment.....	750.00	750.00	882.84		
Total.....	50,000.00	50,000.00	45,312.17		
<i>Salaries and Wages, Mint at New Orleans—</i>					
Salaries: For compensation of officers and employees (<i>act Jan. 22, 1925, vol. 43, p. 776</i>).....				\$11,160.00	\$9,960.00
	Estimated expenditures, 1927 appropriation	Estimated expenditures, 1926 appropriation	Expended and obligated, 1925		
Field service:					
Salaries and wages—	<i>Average—</i>	<i>Average—</i>	<i>Average—</i>		
Salary range, \$2,700 to \$3,300; average, \$3,000—	No. Salary	No. Salary	No. Salary		
Assayer in charge.....	1 \$3,000	1 \$3,000	1 \$3,000		
Salary range, \$1,860 to \$2,400; average, \$2,100—					
Assistant assayer.....	1 2,100	1 2,100	1 2,100		
Salary range, \$1,320 to \$1,680; average, \$1,500—					
Melter.....	1 1,500	1 1,500	1 1,500		
Salary range, \$1,140 to \$1,500; average, \$1,320—					
Clerk.....	1 1,200				
Watchmen.....	2 1,140	2 1,140	2 1,140		
Salary range, \$900 to \$1,140; average, \$1,020—					
Yardman (laborer).....	1 1,080	1 1,080	1 1,080		
Total average number of employees.....	7	6	6		
Total salaries and wages, field service.....	11,160	9,960	9,960		
The difference between 1927 and 1926 is due to increase in force, \$1,200.					
<i>Contingent Expenses, Mint at New Orleans—</i>					
For incidental and contingent expenses (<i>act Jan. 22, 1925, vol. 43, p. 776</i>).....				1,500.00	1,500.00
	Estimated expenditures, 1927 appropriation	Estimated expenditures, 1926 appropriation	Expended and obligated, 1925		
Supplies and materials:					
0220 Scientific and educational supplies.....	\$25.00	\$25.00	\$12.00		
0230 Fuel.....	350.00	350.00	318.44		
0280 Sundry supplies.....	300.00	300.00	258.63		
02 Total supplies and materials.....	675.00	675.00	589.07		
Communication service:					
0500 Telegraph service.....	5.00	5.00	5.72		
0510 Telephone service.....	123.00	123.00	123.00		
05 Total communication service.....	128.00	128.00	128.72		
07 Transportation of things (service).....	12.00	12.00	10.21		
10 Furnishing of heat, light, power, water, and electricity (service).....	500.00	500.00	484.31		
12 Repairs and alterations.....	50.00	50.00	12.07		
13 Special and miscellaneous current expenses.....	135.00	135.00	112.69		
Total.....	1,500.00	1,500.00	1,337.07		

Estimates of appropriations required for the service of the fiscal year ending June 30, 1927—Continued

General object (title of appropriation), date of acts, references to Statutes at Large, or to Revised Statutes, and estimated amount required for each detailed object				Total amount to be appropriated under each head of appropriation	Amount appropriated for the fiscal year ending June 30, 1926
Salaries and Wages, Mint at Philadelphia— Salaries: For compensation of officers and employees (act Jan. 22, 1925, vol. 43, p. 776)				\$600, 000. 00	\$600, 000. 00
	Estimated expenditures, 1927 appropriation	Estimated expenditures, 1926 appropriation	Expended and obligated, 1925		
Field service:					
Salaries and wages—					
Salary range, \$5,200 to \$6,000; average, \$5,600—					
Superintendent.....	No. 1 Average— Salary \$5,200	No. 1 Average— Salary \$5,200	No. 1 Average— Salary \$5,200		
Salary range, \$3,800 to \$5,000; average, \$4,400—					
Engraver.....	1 4,000	1 4,000	1 4,000		
Salary range, \$3,300 to \$3,900; average, \$3,600—					
Chief clerk and assistant superintendent.....	1 3,800	1 3,800	1 3,800		
Chief assayer.....	1 3,300	1 3,300	1 3,300		
Salary range, \$3,000 to \$3,600; average, \$3,300—					
Superintendent melting and refining department.....	1 3,300	1 3,300	1 3,300		
Superintendent coining department.....	1 3,000	1 3,000	1 3,000		
Salary range, \$2,700 to \$3,300; average, \$3,000—					
Cashier.....	1 2,800	1 2,800	1 2,800		
Superintendent of machinery.....	1 2,817	1 2,817	1 2,817		
Salary range, \$2,400 to \$3,000; average, \$2,700—					
Bookkeeper.....	1 2,740	1 2,740	1 2,740		
Assistant chief assayer.....	1 2,500	1 2,500	1 2,500		
Assistant engraver.....	1 2,504	1 2,504	1 2,504		
Assistant superintendent melting and refining department.....	1 2,400				
Assistant superintendent coining department.....	1 2,400				
Salary range, \$2,100 to \$2,700; average, \$2,400—					
Assistant superintendent melting and refining department.....		1 2,103	1 2,103		
Assistant superintendent coining department.....		1 2,103	1 2,103		
Principal clerks.....	2 2,300	2 2,300	2 2,300		
Senior assayers.....	2 2,466	2 2,466	2 2,466		
Scale adjusters.....	3 2,187	3 2,187	3 2,187		
Foremen, grade 2.....	8 2,307	8 2,307	8 2,307		
Principal die maker.....	1 2,429	1 2,429	1 2,429		
Salary range, \$1,860 to \$2,400; average, \$2,100—					
Senior clerks.....	4 1,980	4 1,980	4 1,980		
Assistant cashier.....	1 2,100	1 2,100	1 2,100		
Assistant bookkeeper.....	1 2,400	1 2,400	1 2,400		
Junior assayer.....	1 2,103	1 2,103	1 1,993		
Foremen, grade 1.....	5 1,976	5 1,976	5 1,976		
General mechanics.....	25 2,134	25 2,134	25 2,134		
Melter, grade 2.....	1 2,204	1 2,204	1 2,204		
Skilled workmen, grade 3.....	18 2,159	18 2,159	18 2,159		
Superintendent of building.....	1 2,200	1 2,200	1 2,200		
Engineer.....	1 2,204	1 2,204	1 2,204		
Salary range, \$1,680 to \$2,040; average, \$1,860—					
Clerk.....	3 1,824	3 1,824	3 1,824		
Storekeeper.....	1 1,853	1 1,853	1 1,853		
Melters, grade 1.....	23 1,828	23 1,828	23 1,828		
Skilled workmen, grade 2.....	73 1,840	73 1,840	61 1,841		
Assistant engineers.....	6 1,803	6 1,803	6 1,803		
General mechanics.....	5 1,818	5 1,818	5 1,776		
Salary range, \$1,500 to \$1,860; average, \$1,680—					
Clerks.....	9 1,649	9 1,649	8 1,649		
Private secretary.....	1 1,860	1 1,860	1 1,860		
Captain of watch.....	1 1,500	1 1,500	1 1,500		
Forewoman.....	1 1,628	1 1,628	1 1,628		
Skilled workmen, grade 1.....	7 1,681	7 1,681	9 1,686		
Helpers, grade 2.....	49 1,678	49 1,678	58 1,678		
Salary range, \$1,320 to \$1,680; average, \$1,500—					
Clerk.....	1 1,440	1 1,440	1 1,440		
Firemen.....	6 1,502	6 1,502	6 1,502		
Helper, grade 1.....	1 1,377	1 1,377	1 1,377		
Principal seamstress.....	1 1,427	1 1,427	1 1,427		
Salary range, \$1,140 to \$1,500; average, \$1,320—					
Lieutenants of watch.....	2 1,380	2 1,380	2 1,380		
Watchmen.....	18 1,237	18 1,237	18 1,237		
Elevator conductors.....	4 1,260	4 1,260	4 1,260		
Seamstresses, grade 2.....	8 1,377	8 1,377	8 1,377		
Sorters.....	10 1,377	10 1,377	11 1,377		
Telephone operator.....	1 1,500	1 1,500	1 1,500		
Laborers, grade 2.....	13 1,271	13 1,271	13 1,271		
Salary range, \$1,020 to \$1,260; average, \$1,140—					
Seamstresses, grade 1.....	10 1,096	10 1,096	1 1,096		
Laborer, grade 1.....	1 1,027	1 1,027	1 1,027		
Salary range, \$780 to \$1,020; average, \$900—					
Charwomen.....	5 851	5 851	4 851		
Temporary and overtime.....	10,000	10,000	59,817		
Total average number of employees.....	347	347	338		
Total salaries and wages, field service.....	630,710	630,116	667,848		
Less reimbursable work.....	30,710	30,116	91,570		
01 Net personal services.....	600,000	600,000	576,278		

Estimates of appropriations required for the service of the fiscal year ending June 30, 1927—Continued

General object (title of appropriation), date of acts, references to Statutes at Large, or to Revised Statutes, and estimated amount required for each detailed object				Total amount to be appropriated under each head of appropriation	Amount appropriated for the fiscal year ending June 30, 1926
Contingent Expenses, Mint at Philadelphia—					
For incidental and contingent expenses, including new machinery and repairs, cases and enameling for medals manufactured, expenses of the annual assay commission, net wastage in melting and refining and in coining departments, and loss on sale of sweeps arising from the treatment of bullion and the manufacture of coins, and not exceeding \$1,000 in value of specimen coins and ores for the cabinet of the mint (<i>act Jan. 22, 1925, vol. 43, p. 776</i>)				\$110,000.00	\$110,000.00
	Estimated expenditures, 1927 appropriation	Estimated expenditures, 1926 appropriation	Expended and obligated, 1925		
Supplies and materials:					
0200 Stationery and office supplies	\$200.00	\$250.00	\$220.98		
0210 Medical and hospital supplies	50.00	50.00	106.48		
0220 Scientific and educational supplies	800.00	500.00	1,490.93		
0230 Fuel	50,000.00	50,000.00	52,037.24		
0240 Wearing apparel and sewing supplies	7,000.00	7,000.00	7,693.82		
0280 Sundry supplies	16,000.00	18,000.00	19,156.63		
0290 Materials	33,400.00	36,500.00	41,317.94		
02 Total supplies and materials	107,450.00	112,300.00	122,024.02		
Communication service:					
0500 Telegraph service	50.00	50.00	4.78		
0510 Telephone service	800.00	800.00	842.69		
05 Total communication service	850.00	850.00	847.47		
Travel expenses	1,000.00	1,500.00	1,032.08		
07 Transportation of things (service)	1,500.00	1,500.00	1,683.05		
10 Furnishing of heat, light, power, water, and electricity (service)	2,200.00	2,300.00	2,175.36		
12 Repairs and alterations	2,000.00	2,000.00	1,970.98		
13 Special and miscellaneous current expenses	12,000.00	13,550.00	13,953.80		
Equipment:					
3010 Furniture, furnishings and fixtures	400.00	500.00	902.65		
3050 Other equipment	2,600.00	3,500.00	3,284.41		
30 Total equipment	3,000.00	4,000.00	4,187.06		
Total	130,000.00	138,000.00	152,873.82		
Less reimbursable work	20,000.00	28,000.00	37,181.12		
Net total	110,000.00	110,000.00	115,692.70		
Salaries and Wages, Mint at San Francisco—					
Salaries: For compensation of officers and employees (<i>act Jan. 22, 1925, vol. 43, p. 776</i>)				256,000.00	256,000.00
	Estimated expenditures, 1927 appropriation	Estimated expenditures, 1926 appropriation	Expended and obligated, 1925		
Field service:					
Salaries and wages—	Average—	Average—	Average—		
Salary range, \$5,200 to \$6,000; average, \$5,600—	No. Salary	No. Salary	No. Salary		
Superintendent	1 \$5,200	1 \$5,200	1 \$5,200		
Salary range, \$3,800 to \$3,900; average, \$3,600—					
Chief assayer	1 3,300	1 3,800	1 3,300		
Salary range, \$3,000 to \$3,600; average, \$3,300—					
Chief clerk	1 3,300	1 3,300	1 3,300		
Superintendent melting and refining department	1 3,300	1 3,300	1 3,300		
Superintendent coining department	1 3,300	1 3,300	1 3,300		
Salary range, \$2,700 to \$3,300; average, \$3,000—					
Cashier	1 2,800	1 2,800	1 2,800		
Superintendent of machinery	1 2,801	1 2,801	1 2,801		
Salary range, \$2,400 to \$3,000; average, \$2,700—					
Bookkeeper	1 2,400				
Assistant chief assayer	1 2,700	1 2,700	1 2,700		
Assistant superintendent melting and refining department	1 2,801	1 2,801	1 2,801		
Assistant superintendent coining department	1 2,701	1 2,701	1 2,701		
Salary range, \$2,100 to \$2,700; average, \$2,400—					
Bookkeeper		1 2,300	1 2,300		
Principal clerks	2 2,240	2 2,240	1 2,240		
Senior assayers	2 2,300	2 2,300	2 2,300		
Scale adjuster	1 2,429	1 2,429	1 2,429		
Foremen, grade 2	5 2,322	5 2,322	5 2,322		
Skilled workman, grade 3	1 2,429	1 2,429	1 2,429		
Salary range, \$1,860 to \$2,400; average, \$2,100.42—					
Senior clerks	2 2,040	2 2,040	2 2,040		
Assistant cashier	1 2,040	1 2,040	1 2,040		
Assistant bookkeeper	1 2,040	1 2,040	1 2,040		
Junior assayers	3 2,100	3 2,100	3 2,100		
Foremen, grade 1	4 2,125	4 2,125	4 2,125		
General mechanics	4 2,251	4 2,251	4 2,251		
Melter, grade 2	1 2,301	1 2,301	1 2,301		
Skilled workmen, grade 3	9 2,149	9 2,149	9 2,149		
Superintendent of building and captain of the watch	1 2,100	1 2,100	1 2,100		

Estimates of appropriations required for the service of the fiscal year ending June 30, 1927—Continued

General object (title of appropriation), date of acts, references to Statutes at Large, or to Revised Statutes, and estimated amount required for each detailed object				Total amount to be appropriated under each head of appropriation	Amount appropriated for the fiscal year ending June 30, 1926
Salaries and Wages, Mint at San Francisco—Continued.					
	Estimated expenditures, 1927 appropriation	Estimated expenditures, 1926 appropriation	Expended and obligated, 1925		
Field service—Continued.					
Salaries and wages—Continued.					
Salary range, \$1,680 to \$2,040; average, \$1,860—	<i>Average—</i>	<i>Average—</i>	<i>Average—</i>		
	No. Salary	No. Salary	No. Salary		
Clerks.....	5 \$1,844	5 \$1,844	5 \$1,844		
Storekeeper.....	1 1,806	1 1,806	1 1,806		
Melters, grade 1.....	10 1,842	10 1,842	10 1,849		
Skilled workmen, grade 2.....	22 1,872	22 1,872	21 1,872		
Assistant engineers.....	2 1,884	2 1,884	2 1,884		
Salary range, \$1,500 to \$1,860; average, \$1,680—					
Clerk.....	1 1,640	1 1,640	1 1,640		
Private secretary.....	1 1,740	1 1,740	1 1,740		
Helpers, grade 2.....	24 1,675	26 1,675	25 1,675		
Salary range, \$1,140 to \$1,500; average, \$1,320—					
Clerks.....	2 1,280	2 1,280	1 1,280		
Watchmen.....	11 1,205	11 1,205	11 1,205		
Elevator conductors.....	1 1,200	1 1,200	1 1,200		
Sorters.....	2 1,349	2 1,349	2 1,349		
Salary range, \$1,020 to \$1,260; average, \$1,140—					
Telephone operator.....	1 1,050	1 1,050	1 1,050		
Temporary and overtime.....	1,507	1,157	670		
Total average number of employees.....	131	133	132		
Total salaries and wages, field service.....	256,000	259,000	257,030		
Less reimbursable work.....		3,000	8,250		
01 Net personal services.....	256,000	256,000	248,780		
Contingent Expenses, Mint at San Francisco—					
For incidental and contingent expenses, including new machinery and repairs, net wastage in the melting and refining department and in the coining department, and loss on sale of sweeps arising from the treatment of bullion and the manufacture of coin (<i>act Jan. 22, 1925, vol. 43, p. 776</i>).....				\$57, 500. 00	\$57, 500. 00
	Estimated expenditures, 1927 appropriation	Estimated expenditures, 1926 appropriation	Expended and obligated, 1925		
Supplies and materials:					
0200 Stationery and office supplies.....	\$600.00	\$600.00	\$597.96		
0220 Scientific and educational supplies.....	9,000.00	9,500.00	9,020.05		
0230 Fuel.....	8,400.00	8,000.00	7,947.31		
0240 Wearing apparel and sewing supplies.....	2,700.00	3,500.00	2,607.72		
0280 Sundry supplies.....	13,000.00	11,400.00	13,019.30		
0290 Materials.....	5,800.00	8,450.00	5,947.98		
02 Total supplies and materials.....	39,500.00	41,450.00	39,140.32		
Communication service:					
0500 Telegraph service.....	50.00	50.00	41.44		
0510 Telephone service.....	200.00	200.00	173.19		
0520 Other communication service.....	40.00	40.00	42.40		
05 Total communication service.....	290.00	290.00	257.03		
06 Travel expenses.....	100.00	100.00	30.00		
07 Transportation of things (service).....	600.00	650.00	683.68		
08 Photographing and making prints.....	10.00	10.00	6.36		
10 Furnishing of heat, light, power, water, and electricity (service).....	9,000.00	9,000.00	8,003.12		
12 Repairs and alterations.....	1,000.00	1,000.00	548.27		
13 Special and miscellaneous current expenses.....	4,000.00	4,000.00	3,402.58		
Equipment:					
3010 Furniture, furnishings, and fixtures.....	100.00	-----	694.76		
3020 Educational, scientific, and recreational equipment.....	200.00	600.00	143.40		
3050 Other equipment.....	2,700.00	4,400.00	4,200.07		
30 Total equipment.....	3,000.00	5,000.00	5,038.23		
Total.....	57,500.00	61,500.00	57,109.59		
Less reimbursable work.....		4,000.00	8,250.00		
Net total.....	57,500.00	57,500.00	48,859.59		

Estimates of appropriations required for the service of the fiscal year ending June 30, 1927—Continued

General object (title of appropriation), date of acts, references to Statutes at Large, or to Revised Statutes, and estimated amount required for each detailed object				Total amount to be appropriated under each head of appropriation	Amount appropriated for the fiscal year ending June 30, 1926
Salaries and Wages, Assay Office at Boise— Salaries: For compensation of officers and employees (act Jan. 22, 1925, vol. 43, p. 777)-----				\$6, 300. 00	\$6, 340. 00
	Estimated expenditures, 1927 appropriation	Estimated expenditures, 1926 appropriation	Expended and obligated, 1925		
Field service:					
Salaries and wages—	Average—	Average—	Average—		
Salary range, \$1,860 to \$2,400; average, \$2,100.42—	No. Salary	No. Salary	No. Salary		
Assayer in charge.....	1 \$2, 100	1 \$2, 100	1 \$2, 100		
Salary range, \$1,680 to \$2,040; average, \$1,860—					
Assistant assayer.....	1 1, 860	1 1, 860	1 1, 860		
Salary range, \$1,320 to \$1,680; average, \$1,500—					
Helper—melter.....	1 1, 440	1 1, 440	1 1, 320		
Salary range, \$780 to \$1,020; average, \$900—					
Laborer.....	1 900	1 900	1 900		
Total average number of employees.....	4	4	4		
01 Total salaries and wages, field service.....	6, 300	6, 300	6, 180		
Reserve.....		40			
	6, 300	6, 340	6, 180		
Contingent Expenses, Assay Office at Boise— For incidental and contingent expenses (act Jan. 22, 1925, vol. 43, p. 777)-----				1, 500. 00	1, 500. 00
	Estimated expenditures, 1927 appropriation	Estimated expenditures, 1926 appropriation	Expended and obligated, 1925		
Supplies and materials:					
0200 Stationery and office supplies.....	\$25. 00	\$25. 00	\$18. 83		
0230 Fuel.....	225. 00	225. 00	185. 72		
0280 Sundry supplies.....	300. 00	350. 00	146. 15		
02 Total supplies and materials.....	550. 00	600. 00	350. 70		
Communication service:					
0510 Telephone service.....	60. 00	60. 00	60. 00		
0520 Other communication service.....	5. 00	5. 00	2. 77		
05 Total communication service.....	65. 00	65. 00	62. 77		
07 Transportation of things (service).....	10. 00	10. 00	10. 99		
10 Furnishing of heat, light, power, water, and electricity (service).....	570. 00	570. 00	523. 26		
12 Repairs and alterations.....	55. 00	80. 00	23. 45		
30 Equipment.....	250. 00	175. 00	12. 25		
Total.....	1, 500. 00	1, 500. 00	983. 42		
Salaries and Wages, Assay Office at Helena— Salaries: For compensation of officers and employees (act Jan. 22, 1925, vol. 43, p. 777)-----				5, 280. 00	5, 280. 00
	Estimated expenditures, 1927 appropriation	Estimated expenditures, 1926 appropriation	Expended and obligated, 1925		
Field service:					
Salaries and wages—	Average—	Average—	Average—		
Salary range, \$1,860 to \$2,400; average, \$2,100.42—	No. Salary	No. Salary	No. Salary		
Assayer in charge.....	1 \$2, 100	1 \$2, 100	1 \$2, 100		
Salary range, \$1,680 to \$2,040; average, \$1,860—					
Assistant assayer.....	1 1, 860	1 1, 860	1 1, 860		
Salary range, \$1,140 to \$1,500; average, \$1,320—					
Helper.....	1 1, 320	1 1, 320	1 1, 320		
Total average number of employees.....	3	3	3		
01 Total salaries and wages, field service.....	5, 280	5, 280	5, 280		

Estimates of appropriations required for the service of the fiscal year ending June 30, 1927—Continued

General object (title of appropriation), date of acts, references to Statutes at Large, or to Revised Statutes, and estimated amount required for each detailed object				Total amount to be appropriated under each head of appropriation	Amount appropriated for the fiscal year ending June 30, 1926
Contingent Expenses, Assay Office at Helena— For incidental and contingent expenses (<i>act Jan. 22, 1925, vol. 43, p. 777</i>)				\$1, 100. 00	\$1, 000. 00
	Estimated expenditures, 1927 appropriation	Estimated expenditures, 1926 appropriation	Expended and obligated, 1925		
Supplies and materials:					
0200 Stationery and office supplies	\$10. 00	\$20. 00	\$12. 00		
0220 Scientific and educational supplies	150. 00	50. 00	95. 86		
0230 Fuel	900. 00	850. 00	885. 16		
02 Total supplies and materials	1, 060. 00	920. 00	993. 02		
Communication service:					
0500 Telegraph service			. 36		
0510 Telephone service	84. 00	84. 00	72. 00		
0520 Other communication service	8. 00	8. 00	8. 00		
05 Total communication service	92. 00	92. 00	80. 36		
07 Transportation of things (service)	13. 00	13. 00	11. 86		
10 Furnishing of heat, light, power, water, and electricity (service)	250. 00	250. 00	236. 90		
12 Repairs and renewals		25. 00			
30 Equipment	25. 00				
Total	1, 440. 00	1, 300. 00	1, 322. 14		
Less reimbursable	340. 00	300. 00	331. 60		
Net total	1, 100. 00	1, 000. 00	990. 54		
NOTE.—An additional \$100 is necessary for purchase of crucibles, the old stock now being exhausted and the appropriation having been so low for several years as to prevent replacement.					
Salaries and Wages, Assay Office at New York— Salaries: For compensation of officers and employees (<i>act Jan. 22, 1925, vol. 43, p. 777</i>)				255, 000. 00	260, 000. 00
	Estimated expenditures, 1927 appropriation	Estimated expenditures, 1926 appropriation	Expended and obligated, 1925		
Field service:					
Salaries and wages—					
Salary range, \$5,200 to \$6,000; average, \$5,600—					
Superintendent	No. 1 Salary \$5, 200	No. 1 Salary \$5, 200	No. 1 Salary \$5, 200		
Salary range, \$3,300 to \$3,900; average, \$3,600—					
Superintendent melting and refining department	1 3, 800	1 3, 800	1 3, 800		
Chief assayer	1 3, 300	1 3, 300	1 3, 300		
Salary range, \$3,000 to \$3,600; average, \$3,300—					
Chief clerk	1 3, 000	1 3, 000	1 3, 000		
Chief cashier	1 3, 130	1 3, 130	1 3, 101		
Salary range, \$2,700 to \$3,300; average, \$3,000—					
Cashier	1 2, 800	1 2, 800	1 2, 800		
Assistant superintendent melting and refining department	1 3, 005	1 3, 005	1 2, 999		
Salary range, \$2,400 to \$3,000; average, \$2,700—					
Bookkeeper	1 2, 600	1 2, 600	1 2, 600		
Assistant chief assayer	1 2, 800	1 2, 800	1 2, 800		
Superintendent of machinery	1 2, 629	1 2, 629	1 2, 601		
Chief of deposits division	1 2, 800	1 2, 800	1 2, 800		
Salary range, \$2,100 to \$2,700; average, \$2,400—					
Superintendent of building	1 2, 629	1 2, 629	1 2, 601		
Principal clerks	2 2, 270	2 2, 270	2 2, 270		
Senior assayers	3 2, 415	3 2, 415	3 2, 410		
Scale adjuster	1 2, 128	1 2, 128			
Foremen, grade 2	9 2, 467	9 2, 467	9 2, 332		
Chemist	1 2, 504	1 2, 504	1 2, 361		
Salary range, \$1,860 to \$2,400; average, \$2,100.42—					
Senior clerks	4 2, 125	4 2, 125	4 2, 125		
Assistant cashier	1 2, 100	1 2, 100	1 2, 100		
Assistant bookkeeper	1 2, 100	1 2, 100	1 2, 100		
Junior assayers	5 2, 154	5 2, 154	6 2, 060		
Scale adjuster			1 1, 995		
General mechanics	6 1, 961	6 1, 961	6 1, 920		
Skilled workmen, grade 3	11 2, 045	12 2, 045	12 1, 928		
Melters, grade 2	8 2, 081	8 2, 081	8 1, 981		
Salary range, \$1,680 to \$2,040; average, \$1,860—					
Clerk	1 1, 860	1 1, 860	1 1, 860		
Storekeeper	1 2, 003	1 2, 003	1 1, 975		
Skilled workmen, grade 2	10 1, 872	10 1, 872	94½ 1, 835		
Underassayers	3 1, 795	3 1, 795	1½ 1, 680		
Helpers, grade 3	8 1, 753	8 1, 753	8 1, 680		
Salary range, \$1,500 to \$1,860; average, \$1,680—					
Clerk	1 1, 740	1 1, 740	1 1, 740		
Private secretary	1 1, 680	1 1, 680	1 1, 680		
Captain of watch	1 1, 740	1 1, 740	1 1, 740		
Bullion guard		1 1, 806	1 1, 806		
Engineer			½ 1, 643		
Skilled laborers, grade 2	5 1, 753	5 1, 753	5½ 1, 668		
Helpers, grade 2	8 1, 681	8 1, 681	5½ 1, 513		

Estimates of appropriations required for the service of the fiscal year ending June 30, 1927—Continued

General object (title of appropriation), date of acts, references to Statutes at Large, or to Revised Statutes, and estimated amount required for each detailed object				Total amount to be appropriated under each head of appropriation	Amount appropriated for the fiscal year ending June 30, 1926
<i>Salaries and Wages, Assay Office at New York—Continued.</i>					
	Estimated expenditures, 1927 appropriation	Estimated expenditures, 1926 appropriation	Expended and obligated, 1925		
Field service—Continued.					
Salaries and wages—Continued.					
Salary range, \$1,320 to \$1,680; average, \$1,500—	Average—	Average—	Average—		
Clerk.....	No. 1 Salary \$1,500	No. 1 Salary \$1,500	No. 1 Salary \$1,500		
Inspector.....	1	1	1		
Engineer.....	1	1	1		
Salary range, \$1,140 to \$1,500; average, \$1,320—					
Clerks.....	2 1,280	2 1,280	4 1,290		
Guards (watchmen).....	13 1,500	13 1,500	14 1,489		
Elevator conductors.....	2 1,315	2 1,315	2 1,300		
Skilled laborers, grade 1.....	2 1,377	2 1,377	1 1,420		
Salary range, \$1,020 to \$1,260; average, \$1,140—					
Telephone operator.....	1 1,260	1 1,260	1 1,260		
Salary range, \$900 to \$1,140; average, \$1,020—					
Clerk.....			1 1,000		
Salary range, \$600 to \$780; average, \$690—					
Charwomen.....	3 740	3 740	3 740		
Temporary and overtime.....	3,100	4,120	2,363		
01 Total average number of employees.....	127	129 1/2	131 1/4		
Total salaries and wages, field service.....	255,000	260,000	253,047		
The difference between 1927 and 1926 is due to reduction in force, both permanent and temporary, \$5,000.					
<i>Contingent Expenses, Assay Office at New York—</i>					
For incidental and contingent expenses, including new machinery and repairs, net wastage in the melting and refining department, and loss on sale of sweeps arising from the treatment of bullion (<i>act Jan. 22, 1925, vol. 43, p. 777</i>).....				\$85,000.00	\$90,000.00
	Estimated expenditures, 1927 appropriation	Estimated expenditures, 1926 appropriation	Expended and obligated, 1925		
Supplies and materials:					
0200 Stationery and office supplies.....	\$1,000.00	\$1,000.00	\$1,395.38		
0210 Medical and hospital supplies.....	40.00	65.00	29.94		
0220 Scientific and educational supplies.....	19,000.00	19,300.00	18,818.21		
0230 Fuel.....	9,000.00	9,200.00	8,902.71		
0240 Wearing apparel and sewing supplies.....	2,300.00	2,300.00	2,297.39		
0280 Sundry supplies.....	14,500.00	15,000.00	14,398.60		
0290 Materials.....	1,285.00	1,310.00	1,435.37		
02 Total supplies and materials.....	47,125.00	48,175.00	47,277.60		
05 Communication service (telephone).....	800.00	800.00	736.11		
07 Transportation of things (service).....	75.00	125.00	76.00		
10 Furnishing of heat, light, power, water, and electricity (service).....	28,000.00	28,000.00	27,570.73		
12 Repairs and alterations.....	1,100.00	2,000.00	1,057.07		
13 Special and miscellaneous current expenses.....	6,000.00	6,000.00	5,524.89		
Equipment:					
3010 Furniture, furnishings, and fixtures.....	900.00	500.00	972.00		
3020 Educational, scientific, and recreational equipments.....	500.00	500.00	108.25		
3050 Other equipment.....	500.00	3,900.00	1,698.79		
30 Total equipment.....	1,900.00	4,900.00	2,777.04		
Total.....	85,000.00	90,000.00	85,019.44		

Estimates of appropriations required for the service of the fiscal year ending June 30, 1927—Continued

General object (title of appropriation), date of acts, references to Statutes at Large, or to Revised Statutes, and estimated amount required for each detailed object				Total amount to be appropriated under each head of appropriation	Amount appropriated for the fiscal year ending June 30, 1926
Salaries and Wages, Assay Office at Seattle— Salaries: For compensation of officers and employees (<i>act Jan. 22, 1925, vol. 43, p. 777</i>)—				\$19,680.00	\$19,230.00
	Estimated expenditures, 1927 appropriation	Estimated expenditures, 1926 appropriation	Expended and obligated, 1925		
Field service:					
Salaries and wages—	<i>Average—</i>	<i>Average—</i>	<i>Average—</i>		
Salary range, \$2,700 to \$3,300; average, \$3,000—	No. Salary	No. Salary	No. Salary		
Assayer in charge	1 \$3,000	1 \$3,000	1 \$3,000		
Salary range, \$2,100 to \$2,700; average, \$2,400—					
Assistant assayer	1 2,400	1 2,400	1 2,400		
Salary range, \$1,860 to \$2,400; average, \$2,100.42—					
Senior clerk	1 2,100	1 2,100	1 2,100		
Salary range, \$1,680 to \$2,040; average, \$1,860—					
Clerk	1 1,860	1 1,860	1 1,860		
Underassayer	1 1,860	1 1,860	1 1,860		
Melter	1 1,860	1 1,860	1 1,860		
Salary range, \$1,500 to \$1,860; average, \$1,680—					
Skilled workman	1 1,560	1 1,560	1 1,560		
Assistant melter	1 1,560	1 1,560	1 1,560		
Salary range, \$1,140 to \$1,500; average, \$1,320—					
Helper	1 1,200	1 1,200	1 1,400		
Watchmen	2 1,140	2 1,140	2 1,140		
Total average number of employees	11	10	10		
Total salaries and wages, field service	19,680	19,230	19,181		
The difference between 1927 and 1926 is due to increase in personnel, \$450.					
Contingent Expenses, Assay Office at Seattle— For incidental and contingent expenses (<i>act Jan. 22, 1925, vol. 43, p. 777</i>)—				5,000.00	6,000.00
	Estimated expenditures, 1927 appropriation	Estimated expenditures, 1926 appropriation	Expended and obligated, 1925		
Supplies and materials:					
0220 Scientific and educational supplies	\$200.00	\$200.00	\$160.48		
0230 Fuel	1,175.00	1,175.00	1,132.14		
0280 Sundry supplies	450.00	450.00	412.35		
02 Total supplies and materials	1,825.00	1,825.00	1,704.97		
Communication service:					
0500 Telegraph service	10.00	10.00	2.30		
0510 Telephone service	141.00	141.00	138.75		
05 Total communication service	151.00	151.00	141.05		
07 Transportation of things (service)	25.00	25.00	14.25		
10 Furnishing of heat, light, power, water, and electricity (service)	350.00	350.00	336.47		
11 Rent of buildings and structures	2,100.00	2,100.00	2,100.00		
12 Repairs and alterations	127.00	127.00	302.27		
13 Special and miscellaneous current expenses	422.00	422.00	388.45		
30 Equipment		1,000.00			
Total	5,000.00	6,000.00	4,987.46		
Salaries and Wages, Assay Office at Deadwood— Salaries: For compensation of officers and employees not asked for 1927—					5,280.00
	Estimated expenditures, 1927 appropriation	Estimated expenditures, 1926 appropriation	Expended and obligated, 1925		
Field service:					
Salaries and wages—	<i>Average—</i>	<i>Average—</i>	<i>Average—</i>		
Salary range, \$1,860 to \$2,400; average, \$2,100—	No. Salary	No. Salary	No. Salary		
Assayer in charge	1 \$2,100	1 \$2,100	1 \$2,100		
Salary range, \$1,680 to \$2,040; average, \$1,860—					
Assistant assayer	1 1,860	1 1,860	1 1,860		
Salary range, \$1,140 to \$1,500; average, \$1,320—					
Helper	1 1,320	1 1,320	1 1,320		
Total average number of employees		3	3		
Total salaries and wages, field service		5,280.00	5,280.00		

Estimates of appropriations required for the service of the fiscal year ending June 30, 1927—Continued

General object (title of appropriation), date of acts, references to Statutes at Large, or to Revised Statutes, and estimated amount required for each detailed object				Total amount to be appropriated under each head of appropriation	Amount appropriated for the fiscal year ending June 30, 1926
Contingent Expenses, Assay Office at Deadwood— [For incidental and contingent expenses] not asked for 1927					\$300. 00
	Estimated expenditures, 1927 appropriation	Estimated expenditures, 1926 appropriation	Expended and obligated, 1925		
Supplies and materials:					
0200 Stationery and supplies		\$5. 00	\$1. 70		
0230 Fuel		100. 00	83. 77		
0240 Wearing apparel and sewing supplies		10. 00	2. 65		
0280 Sundry supplies		100. 00	101. 61		
02 Total supplies and materials		215. 00	189. 73		
05 Communication service (telephone)		48. 00	48. 00		
07 Transportation of things (service)		10. 00	6. 64		
12 Repairs and alterations		27. 00			
30 Equipment (furniture and fixtures)			42. 50		
Total		300. 00	286. 87		
Salaries and Wages, Assay Office at Salt Lake City— [Salaries: For compensation of officers and employees] not asked for 1927					3, 960. 00
	Estimated expenditures, 1927 appropriation	Estimated expenditures, 1926 appropriation	Expended and obligated, 1925		
Field service:					
Salaries and wages—	Average—	Average—	Average—		
Salary range, \$1,860 to \$2,400; average, \$2,100.42—	No. Salary	No. Salary	No. Salary		
Assayer in charge	1 \$2,100	1 \$2,100	1 \$2,100		
Salary range, \$1,680 to \$2,040; average, \$1,860—					
Skilled workman	1 1,860	1 1,860	1 1,860		
01 Total number of employees		2	2		
Total salaries and wages, field service		3,960	3,960		
Contingent Expenses, Assay Office at Salt Lake City— [For incidental and contingent expenses] not asked for 1927					300. 00
	Estimated expenditures, 1927 appropriation	Estimated expenditures, 1926 appropriation	Expended and obligated, 1925		
Supplies and materials:					
0220 Scientific and educational supplies		\$102. 00	\$92. 34		
0230 Fuel		140. 00	135. 04		
02 Total supplies and materials		242. 00	227. 38		
Communication service:					
0500 Telegraph service		5. 00	4. 28		
0510 Telephone service		48. 00	49. 17		
05 Total communication service		53. 00	53. 43		
07 Transportation of things (service)		5. 00	6. 75		
Total		300. 00	287. 56		
Total, Mint Service				\$1, 674, 710. 00	1, 692, 380. 00
OFFICE OF SUPERVISING ARCHITECT					
Salaries, Office of Supervising Architect— Salaries: For the Supervising Architect, and other personal services in the District of Columbia, in accordance with the classification act of 1923 (acts Mar. 3, 1875, vol. 18, p. 396, sec. 2; Jan. 22, 1925, vol. 43, p. 777)					
	Estimated expenditures, 1927 appropriation	Estimated expenditures, 1926 appropriation	Expended and obligated, 1925		
Departmental service:					
Salaries—	Average—	Average—	Average—		
Clerical, administrative, and fiscal service—	No. Salary	No. Salary	No. Salary		
Grade 13, \$6,000 to \$7,500; average, \$6,750—		\$6,000	\$6,000		
Executive officer (Supervising Architect)					
Grade 12, \$5,200 to \$6,000; average, \$5,600—					
Senior administrative officer (executive officer)	1 \$5,200	1 5,200	1 5,200		
Grade 10, \$3,300 to \$3,900; average, \$3,600—					
Junior administrative officers (division superintendents)	3 3,300	3 3,300	3 3,075		
Grade 9, \$3,000 to \$3,600; average, \$3,300—					
Senior administrative assistants	2 3,000	2 3,000	2 2,813		
Grade 8, \$2,700 to \$3,300; average, \$3,000—					
Administrative assistant	1 2,700	1 2,700	1 2,475		
Grade 7, \$2,400 to \$3,000; average, \$2,700—					
Junior administrative assistant	1 2,600	1 2,600	1 2,408		
Chief photographer	1 2,500	1 2,500	1 2,404		
				274, 440. 00	275, 920. 00

Estimates of appropriations required for the service of the fiscal year ending June 30, 1927—Continued

General object (title of appropriation), date of acts, references to Statutes at Large, or to Revised Statutes, and estimated amount required for each detailed object				Total amount to be appropriated under each head of appropriation	Amount appropriated for the fiscal year ending June 30, 1926
Salaries, Office of Supervising Architect—Continued.					
	Estimated expenditures, 1927 appropriation	Estimated expenditures, 1926 appropriation	Expended and obligated, 1925		
Departmental service—Continued.					
Salaries—Continued.					
Clerical, administrative, and fiscal service—Con.					
Grade 6, \$2,100 to \$2,700; average, \$2,400—	Average— No. 8 Salary \$2,300	Average— No. 8 Salary \$2,300	Average— No. 8 Salary \$2,212		
Principal clerks.....	8	8	8		
Grade 5, \$1,860 to \$2,400; average, \$2,111.42—	10 2,111	9½ 2,111	9 2,073		
Senior clerks.....	10	9½	9		
Grade 4, \$1,680 to \$2,040; average, \$1,860—	25½ 1,860	25½ 1,860	26 1,816		
Clerks.....	25½	25½	26		
Grade 3, \$1,500 to \$1,860; average, \$1,680—	24½ 1,666	25½ 1,651	25½ 1,626		
Assistant clerks.....	24½	25½	25½		
Grade 2, \$1,320 to \$1,680; average, \$1,500—	25½ 1,456	25½ 1,467	23½ 1,408		
Junior clerks.....	25½	25½	23½		
Grade 1, \$1,140 to \$1,500; average, \$1,320—	16½ 1,260	17½ 1,283	17½ 1,237		
Underclerks.....	16½	17½	17½		
Professional service—					
Grade 5, \$5,200 to \$6,000; average, \$5,600—	1 5,200	1 5,200	1 5,200		
Senior engineer (technical officer).....	1	1	1		
Senior engineers (technical division superintendents).....	4 5,200	3 5,200	1 5,200		
Grade 4, \$3,800 to \$5,000; average, \$4,400—	1 3,800	1 3,800	1 3,800		
Engineers (technical division superintendents).....	1	1	1		
Engineer (technical division superintendent, repairs).....	3 3,800	3 3,800	3 3,800		
Engineers (technical division assistant superintendents).....	1 3,800	1 3,800	1 3,800		
Engineer (head draftsman).....	1 3,800	1 3,800	1 3,800		
Subprofessional service—					
Grade 6, \$1,860 to \$2,400; average, \$2,111.42—		1 2,100	1 2,100		
Senior scientific aid.....		1	1		
Grade 5, \$1,320 to \$1,680; average, \$1,500—		1 1,470	2 1,440		
Junior scientific aids.....		1	2		
Grade 4, \$1,140 to \$1,500; average, \$1,320—	1 1,200	1 1,200	1 1,140		
Underscientific helper.....	1	1	1		
Custodial service—					
Grade 3, \$1,020 to \$1,250; average, \$1,140—	3 1,200	3 1,200	3 1,180		
Senior laborers.....	3	3	3		
Messengers.....	5 1,080	5 1,080	5 1,080		
Grade 2, \$900 to \$1,140; average, \$1,020—	2 931	2 930	2 900		
Junior laborers.....	2	2	2		
Assistant messengers.....	4 900	4 900	4 900		
01 Total average number of employees.....	143½	145½	146		
Total salaries, departmental service.....	274,440	275,920	267,664		
The difference between 1927 and 1926 is due to decrease in force, \$1,480.					
PUBLIC BUILDINGS, RENTS, CONSTRUCTION, EXTENSION, REMODELING, ETC.					
Chicago, Ill., Post Office, Courthouse, etc.—					
For ventilation system for basement driveway.....				\$10,000.00	
Philadelphia, Pa., United States Mint—					
For new roof covering on east, south, and west wings.....				25,000.00	
St. Louis, Mo., Customhouse—					
For new floor at fourth story level through court room, remodeling in other portions of the building, and all necessary changes and repairs.....				55,000.00	
Remodeling, etc., Public Buildings—					
For remodeling, enlarging and extending completed and occupied public buildings, including any necessary and incidental additions to, and changes in, mechanical equipment thereof, so as to provide or make available additional space in emergent cases, not to exceed an aggregate of \$20,000 at any one building (<i>act Jan. 22, 1925, vol. 43, p. 778</i>).....				600,000.00	\$800,000.00
Appropriations for construction of buildings, etc., for 1926, not asked for 1927.....					422,000.00
Total, public buildings, construction, extension, remodeling, etc.....				690,000.00	1,222,000.00
NOTE.—The amount appropriated for the fiscal year 1926, with relation solely to those items which have been carried in the estimate for 1927, was \$800,000. The total amount appropriated for construction, sites, etc., for the fiscal year 1926, was \$1,222,000.					
	Estimated expenditures, 1927 appropriation	Estimated expenditures, 1926 appropriation	Expended and obligated, 1925		
Repairs and alterations:					
1200 Buildings.....	\$80,000.00	\$1,600,000.00	\$1,342,874.15		
1290 Special and miscellaneous repairs and alterations.....	610,000.00	1,100,000.00	287,372.47		
12 Total repairs and alterations.....	690,000.00	2,700,000.00	1,630,246.62		
31 Lands and interests in lands (sites).....		45,000.00	7,000.00		
32 Structures and parts (buildings).....		300,000.00	562,787.50		
Total.....	690,000.00	3,045,000.00	2,200,034.12		

Estimates of appropriations required for the service of the fiscal year ending June 30, 1927—Continued

General object (title of appropriation), date of acts, references to Statutes at Large, or to Revised Statutes, and estimated amount required for each detailed object				Total amount to be appropriated under each head of appropriation	Amount appropriated for the fiscal year ending June 30, 1926
MARINE HOSPITALS					
<i>Carville, La., Marine Hospital—</i>					
For improving existing facilities.....				\$32, 500. 00	
<i>Chicago, Ill., Marine Hospital—</i>					
For improving existing facilities, including remodeling of mechanical equipment.....				60, 000. 00	
<i>New Orleans, La., Marine Hospital—</i>					
For improving existing facilities.....				8, 000. 00	
<i>New York, N. Y., Marine Hospital (No. 21)—</i>					
For improving existing facilities.....				5, 700. 00	
<i>San Francisco, Calif., Marine Hospital—</i>					
For repairs to gutters and downspouts.....				2, 000. 00	
Appropriations for marine hospitals for 1926 not asked for 1927.....					\$122, 350. 00
Total, marine hospitals.....				108, 200. 00	122, 350. 00
	Estimated expenditures, 1927 appropriation	Estimated expenditures, 1926 appropriation	Expended and obligated, 1925		
Repairs and alterations:					
1200 Buildings.....		\$135, 500. 00	\$82, 324. 16		
1290 Special and miscellaneous repairs and alterations.....	\$108, 200. 00				
12 Total repairs and alterations.....	108, 200. 00	135, 500. 00	82, 324. 16		
32 Structures and parts (buildings).....		22, 000. 00	13, 707. 55		
Total.....	108, 200. 00	157, 500. 00	96, 031. 71		
QUARANTINE STATIONS					
<i>Boston, Mass., Quarantine Station—</i>					
For repairs to wharf, roofs, etc.....				8, 000. 00	
<i>Charleston, S. C., Quarantine Station—</i>					
For improving existing facilities.....				3, 000. 00	
<i>Columbia River (Astoria), Oreg., Quarantine Station—</i>					
For repairs to wharf, approaches, etc.....				9, 000. 00	
<i>Marcus Hook, Pa., Quarantine Station—</i>					
For additional wharf facilities, installation of new boiler, and miscellaneous materials for repairs.....				18, 500. 00	
<i>Mobile, Ala., Quarantine Station—</i>					
For completion.....				100, 000. 00	
<i>New Orleans, La., Quarantine Station—</i>					
For improving existing facilities.....				6, 000. 00	
<i>New York, N. Y., Quarantine Station—</i>					
For improving existing facilities.....				5, 540. 00	
<i>Port Townsend, Wash., Quarantine Station—</i>					
For improving existing facilities.....				2, 500. 00	
Appropriations for quarantine stations for 1926 not asked for 1927.....					55, 000. 00
Total, quarantine stations.....				152, 540. 00	55, 000. 00
	Estimated expenditures, 1927 appropriation	Estimated expenditures, 1926 appropriation	Expended and obligated, 1925		
Repairs and alterations:					
1200 Buildings.....	\$106, 000. 00	\$175, 000. 00	\$50, 127. 31		
1290 Special miscellaneous repairs and alterations.....	18, 500. 00	90, 000. 00	97, 917. 37		
12 Total repairs and alterations.....	124, 500. 00	265, 000. 00	148, 044. 68		
32 Structures and parts (buildings).....	28, 040. 00	32, 500. 00	23, 708. 90		
Total.....	152, 540. 00	297, 500. 00	176, 751. 58		
The foregoing work under marine hospitals and quarantine stations shall be performed under the supervision and direction of the Supervising Architect of the Treasury.					
Total, public buildings, construction, extension, remodeling, etc., marine hospitals and quarantine stations.....				950, 740. 00	1, 399, 350. 00

Estimates of appropriations required for the service of the fiscal year ending June 30, 1927—Continued

General object (title of appropriation), date of acts, references to Statutes at Large, or to Revised Statutes, and estimated amount required for each detailed object	Total amount to be appropriated under each head of appropriation	Amount appropriated for the fiscal year ending June 30, 1926																																																																																																																																																																
PUBLIC BUILDINGS, REPAIRS, EQUIPMENT, AND GENERAL EXPENSES																																																																																																																																																																		
Repairs and Preservation of Public Buildings—																																																																																																																																																																		
Repairs and preservation: For repairs and preservation of all completed and occupied public buildings and the grounds thereof under the control of the Treasury Department, and for wire partitions and fly screens therefor; Government wharves and piers under the control of the Treasury Department, together with the necessary dredging adjacent thereto; care of vacant sites under the control of the Treasury Department, such as necessary fences, filling dangerous holes, cutting grass and weeds, but not for any permanent improvements thereon; repairs and preservation of buildings not reserved by vendors on sites under the control of the Treasury Department acquired for public buildings or the enlargement of public buildings, the expenditures on this account for the current fiscal year not to exceed 15 per centum of the annual rentals of such buildings: <i>Provided</i> , That of the sum herein appropriated not exceeding \$115,000 may be used for the repair and preservation of marine hospitals, the national leprosarium, and quarantine stations (including Marcus Hook) and completed and occupied outbuildings (including wire partitions and fly screens for same), and not exceeding \$24,500 for the Treasury, Treasury Annex, Liberty Loan, Butler, and Auditors' Buildings in the District of Columbia: <i>Provided further</i> , That this sum shall not be available for the payment of personal services except for work done by contract or for temporary job labor under exigency not exceeding at one time the sum of \$100 at any one building (<i>act Jan. 22, 1925, vol. 43, p. 779</i>)																																																																																																																																																																		
	\$930, 000. 00	\$930, 000. 00																																																																																																																																																																
<table><tr><td></td><td>Estimated expenditures, 1927 appropriation</td><td>Estimated expenditures, 1926 appropriation</td><td>Expended and obligated, 1925</td></tr><tr><td colspan="4">GENERAL</td></tr><tr><td colspan="4">Transportation of things (service):</td></tr><tr><td>0700 Freight and incidental charges.....</td><td>\$200. 00</td><td>\$200. 00</td><td>\$300. 97</td></tr><tr><td>0730 Local transportation.....</td><td>500. 00</td><td>500. 00</td><td>195. 45</td></tr><tr><td>07 Total transportation of things (service).....</td><td>700. 00</td><td>700. 00</td><td>496. 42</td></tr><tr><td>10 Furnishing of heat, light, power, e'c. (water for fire protection).....</td><td>2, 800. 00</td><td>2, 800. 00</td><td>1, 949. 11</td></tr><tr><td colspan="4">Repairs and alterations:</td></tr><tr><td>1200 Buildings.....</td><td>712, 000. 00</td><td>692, 000. 00</td><td>535, 615. 70</td></tr><tr><td>1210 Excavations, embankments, and surfacings..</td><td>29, 000. 00</td><td>27, 000. 00</td><td>26, 096. 04</td></tr><tr><td>12 Total repairs and alterations.....</td><td>741, 000. 00</td><td>719, 000. 00</td><td>561, 712. 64</td></tr><tr><td colspan="4">Equipment:</td></tr><tr><td>3019 Equipment for convenience and comfort.....</td><td>11, 000. 00</td><td>10, 000. 00</td><td>7, 642. 05</td></tr><tr><td>3054 Fire protection and fire fighting equipment.....</td><td>6, 000. 00</td><td>6, 000. 00</td><td>5, 396. 67</td></tr><tr><td>30 Total equipment.....</td><td>17, 000. 00</td><td>16, 000. 00</td><td>13, 038. 72</td></tr><tr><td colspan="4">Structures and parts:</td></tr><tr><td>3212 Wiring and necessary supports, including street lamps.....</td><td>18, 000. 00</td><td>17, 000. 00</td><td>7, 972. 24</td></tr><tr><td>3223 Horticultural and agricultural improvements.....</td><td>11, 000. 00</td><td>10, 000. 00</td><td>8, 368. 80</td></tr><tr><td>32 Total structures and parts.....</td><td>29, 000. 00</td><td>27, 000. 00</td><td>16, 341. 04</td></tr><tr><td>Reserve.....</td><td></td><td>25, 000. 00</td><td></td></tr><tr><td>Total.....</td><td>790, 500. 00</td><td>790, 500. 00</td><td>593, 537. 93</td></tr><tr><td colspan="4">MARINE HOSPITALS AND QUARANTINE STATIONS</td></tr><tr><td colspan="4">Transportation of things:</td></tr><tr><td>0700 Freight and incidental charges.....</td><td>1, 200. 00</td><td>1, 200. 00</td><td>1, 130. 16</td></tr><tr><td>0730 Local transportation of things.....</td><td>300. 00</td><td>300. 00</td><td>15. 58</td></tr><tr><td>07 Total transportation of things.....</td><td>1, 500. 00</td><td>1, 500. 00</td><td>1, 145. 74</td></tr><tr><td colspan="4">Repairs and alterations:</td></tr><tr><td>1200 Buildings.....</td><td>80, 000. 00</td><td>80, 000. 00</td><td>79, 526. 13</td></tr><tr><td>1210 Excavations, embankments, and surfacings..</td><td>3, 000. 00</td><td>3, 000. 00</td><td>2, 311. 50</td></tr><tr><td>1240 Bridges, viaducts, piers, and wharves.....</td><td>12, 000. 00</td><td>12, 000. 00</td><td>12, 023. 50</td></tr><tr><td>12 Total repairs and alterations.....</td><td>95, 000. 00</td><td>95, 000. 00</td><td>93, 861. 13</td></tr><tr><td colspan="4">Equipment:</td></tr><tr><td>3019 Equipment for convenience and comfort.....</td><td>6, 000. 00</td><td>6, 000. 00</td><td>4, 513. 56</td></tr><tr><td>3054 Fire preventing and fire fighting equipment.....</td><td>3, 000. 00</td><td>3, 000. 00</td><td>3, 760. 59</td></tr><tr><td>30 Total equipment.....</td><td>9, 000. 00</td><td>9, 000. 00</td><td>8, 274. 15</td></tr><tr><td colspan="4">Structures and parts:</td></tr><tr><td>3212 Excavations, surfacing, and wiring.....</td><td>6, 500. 00</td><td>6, 500. 00</td><td>4, 192. 26</td></tr><tr><td>3223 Horticultural and agricultural improvements.....</td><td>3, 000. 00</td><td>3, 000. 00</td><td>1, 372. 00</td></tr><tr><td>32 Total structures and parts.....</td><td>9, 500. 00</td><td>9, 500. 00</td><td>5, 474. 26</td></tr><tr><td>Total.....</td><td>115, 000. 00</td><td>115, 000. 00</td><td>108, 755. 22</td></tr></table>				Estimated expenditures, 1927 appropriation	Estimated expenditures, 1926 appropriation	Expended and obligated, 1925	GENERAL				Transportation of things (service):				0700 Freight and incidental charges.....	\$200. 00	\$200. 00	\$300. 97	0730 Local transportation.....	500. 00	500. 00	195. 45	07 Total transportation of things (service).....	700. 00	700. 00	496. 42	10 Furnishing of heat, light, power, e'c. (water for fire protection).....	2, 800. 00	2, 800. 00	1, 949. 11	Repairs and alterations:				1200 Buildings.....	712, 000. 00	692, 000. 00	535, 615. 70	1210 Excavations, embankments, and surfacings..	29, 000. 00	27, 000. 00	26, 096. 04	12 Total repairs and alterations.....	741, 000. 00	719, 000. 00	561, 712. 64	Equipment:				3019 Equipment for convenience and comfort.....	11, 000. 00	10, 000. 00	7, 642. 05	3054 Fire protection and fire fighting equipment.....	6, 000. 00	6, 000. 00	5, 396. 67	30 Total equipment.....	17, 000. 00	16, 000. 00	13, 038. 72	Structures and parts:				3212 Wiring and necessary supports, including street lamps.....	18, 000. 00	17, 000. 00	7, 972. 24	3223 Horticultural and agricultural improvements.....	11, 000. 00	10, 000. 00	8, 368. 80	32 Total structures and parts.....	29, 000. 00	27, 000. 00	16, 341. 04	Reserve.....		25, 000. 00		Total.....	790, 500. 00	790, 500. 00	593, 537. 93	MARINE HOSPITALS AND QUARANTINE STATIONS				Transportation of things:				0700 Freight and incidental charges.....	1, 200. 00	1, 200. 00	1, 130. 16	0730 Local transportation of things.....	300. 00	300. 00	15. 58	07 Total transportation of things.....	1, 500. 00	1, 500. 00	1, 145. 74	Repairs and alterations:				1200 Buildings.....	80, 000. 00	80, 000. 00	79, 526. 13	1210 Excavations, embankments, and surfacings..	3, 000. 00	3, 000. 00	2, 311. 50	1240 Bridges, viaducts, piers, and wharves.....	12, 000. 00	12, 000. 00	12, 023. 50	12 Total repairs and alterations.....	95, 000. 00	95, 000. 00	93, 861. 13	Equipment:				3019 Equipment for convenience and comfort.....	6, 000. 00	6, 000. 00	4, 513. 56	3054 Fire preventing and fire fighting equipment.....	3, 000. 00	3, 000. 00	3, 760. 59	30 Total equipment.....	9, 000. 00	9, 000. 00	8, 274. 15	Structures and parts:				3212 Excavations, surfacing, and wiring.....	6, 500. 00	6, 500. 00	4, 192. 26	3223 Horticultural and agricultural improvements.....	3, 000. 00	3, 000. 00	1, 372. 00	32 Total structures and parts.....	9, 500. 00	9, 500. 00	5, 474. 26	Total.....	115, 000. 00	115, 000. 00	108, 755. 22
	Estimated expenditures, 1927 appropriation	Estimated expenditures, 1926 appropriation	Expended and obligated, 1925																																																																																																																																																															
GENERAL																																																																																																																																																																		
Transportation of things (service):																																																																																																																																																																		
0700 Freight and incidental charges.....	\$200. 00	\$200. 00	\$300. 97																																																																																																																																																															
0730 Local transportation.....	500. 00	500. 00	195. 45																																																																																																																																																															
07 Total transportation of things (service).....	700. 00	700. 00	496. 42																																																																																																																																																															
10 Furnishing of heat, light, power, e'c. (water for fire protection).....	2, 800. 00	2, 800. 00	1, 949. 11																																																																																																																																																															
Repairs and alterations:																																																																																																																																																																		
1200 Buildings.....	712, 000. 00	692, 000. 00	535, 615. 70																																																																																																																																																															
1210 Excavations, embankments, and surfacings..	29, 000. 00	27, 000. 00	26, 096. 04																																																																																																																																																															
12 Total repairs and alterations.....	741, 000. 00	719, 000. 00	561, 712. 64																																																																																																																																																															
Equipment:																																																																																																																																																																		
3019 Equipment for convenience and comfort.....	11, 000. 00	10, 000. 00	7, 642. 05																																																																																																																																																															
3054 Fire protection and fire fighting equipment.....	6, 000. 00	6, 000. 00	5, 396. 67																																																																																																																																																															
30 Total equipment.....	17, 000. 00	16, 000. 00	13, 038. 72																																																																																																																																																															
Structures and parts:																																																																																																																																																																		
3212 Wiring and necessary supports, including street lamps.....	18, 000. 00	17, 000. 00	7, 972. 24																																																																																																																																																															
3223 Horticultural and agricultural improvements.....	11, 000. 00	10, 000. 00	8, 368. 80																																																																																																																																																															
32 Total structures and parts.....	29, 000. 00	27, 000. 00	16, 341. 04																																																																																																																																																															
Reserve.....		25, 000. 00																																																																																																																																																																
Total.....	790, 500. 00	790, 500. 00	593, 537. 93																																																																																																																																																															
MARINE HOSPITALS AND QUARANTINE STATIONS																																																																																																																																																																		
Transportation of things:																																																																																																																																																																		
0700 Freight and incidental charges.....	1, 200. 00	1, 200. 00	1, 130. 16																																																																																																																																																															
0730 Local transportation of things.....	300. 00	300. 00	15. 58																																																																																																																																																															
07 Total transportation of things.....	1, 500. 00	1, 500. 00	1, 145. 74																																																																																																																																																															
Repairs and alterations:																																																																																																																																																																		
1200 Buildings.....	80, 000. 00	80, 000. 00	79, 526. 13																																																																																																																																																															
1210 Excavations, embankments, and surfacings..	3, 000. 00	3, 000. 00	2, 311. 50																																																																																																																																																															
1240 Bridges, viaducts, piers, and wharves.....	12, 000. 00	12, 000. 00	12, 023. 50																																																																																																																																																															
12 Total repairs and alterations.....	95, 000. 00	95, 000. 00	93, 861. 13																																																																																																																																																															
Equipment:																																																																																																																																																																		
3019 Equipment for convenience and comfort.....	6, 000. 00	6, 000. 00	4, 513. 56																																																																																																																																																															
3054 Fire preventing and fire fighting equipment.....	3, 000. 00	3, 000. 00	3, 760. 59																																																																																																																																																															
30 Total equipment.....	9, 000. 00	9, 000. 00	8, 274. 15																																																																																																																																																															
Structures and parts:																																																																																																																																																																		
3212 Excavations, surfacing, and wiring.....	6, 500. 00	6, 500. 00	4, 192. 26																																																																																																																																																															
3223 Horticultural and agricultural improvements.....	3, 000. 00	3, 000. 00	1, 372. 00																																																																																																																																																															
32 Total structures and parts.....	9, 500. 00	9, 500. 00	5, 474. 26																																																																																																																																																															
Total.....	115, 000. 00	115, 000. 00	108, 755. 22																																																																																																																																																															

Estimates of appropriations required for the service of the fiscal year ending June 30, 1927—Continued

General object (title of appropriation), date of acts, references to Statutes at Large, or to Revised Statutes, and estimated amount required for each detailed object	Total amount to be appropriated under each head of appropriation	Amount appropriated for the fiscal year ending June 30, 1926
--	--	--

Repairs and Preservation of Public Buildings—Continued.

	Estimated expenditures, 1927 appropriation	Estimated expenditures, 1926 appropriation	Expended and obligated, 1925
TREASURY, TREASURY ANNEX, LIBERTY LOAN, BUTLER, AND AUDITORS' BUILDINGS			
12 Repairs and alterations (buildings).....	\$23,500.00	\$23,500.00	\$23,598.89
32 Structures and parts (horticultural and agricultural improvements).....	1,000.00	1,000.00	742.56
Total.....	24,500.00	24,500.00	24,341.45
Grand total.....	930,000.00	930,000.00	1,726,634.60

¹ Exclusive of \$3,500 transferred to office of Superintendent of State, War, and Navy Department Buildings.

Mechanical Equipment for Public Buildings—

Mechanical equipment: For installation and repair of mechanical equipment in all completed and occupied public buildings under the control of the Treasury Department, including heating, hoisting, plumbing, gas piping, ventilating, vacuum cleaning, and refrigerating apparatus, electric-light plants, meters, interior pneumatic-tube and intercommunicating telephone systems, conduit, wiring, call-bell and signal systems, and for maintenance and repair of tower clocks; for installation and repair of mechanical equipment, for any of the foregoing items, in buildings not reserved by vendors on sites under the control of the Treasury Department acquired for public buildings or the enlargements of public buildings, the total expenditures on this account for the current fiscal year not to exceed 10 per centum of the annual rentals of such buildings: *Provided*, That of the sum herein appropriated, not exceeding \$100,000, may be used for the installation and repair of mechanical equipment in marine hospitals, the national leprosarium, and quarantine stations (including Marcus Hook), and not exceeding \$38,000 for the Treasury, Treasury Annex, Liberty Loan, Butler, and Auditors' Buildings, in the District of Columbia, but not including the generating plant and its maintenance in the Auditors' Building, and not exceeding \$10,000 for the maintenance, changes in, and repairs of pneumatic-tube system between the appraisers' warehouse at Greenwich, Christopher, Washington, and Barrow Streets and the new customhouse in Bowling Green, borough of Manhattan, in the city of New York, including repairs to the street pavement and subsurface necessary incident to or resulting from such maintenance, changes, or repairs: *Provided further*, That this sum shall not be available for the payment of personal services except for work done by contract, or for temporary job labor under exigency not exceeding at one time the sum of \$100 at any one building (*act Jan. 22, 1925, vol. 43, p. 779*).....

\$521, 700. 00

\$521, 700. 00

	Estimated expenditures, 1927 appropriation	Estimated expenditures, 1926 appropriation	Expended and obligated, 1925
GENERAL			
Transportation of things:			
0700 Freight and incidental charges.....	\$200.00	\$200.00	\$153.43
0730 Local transportation of things.....	300.00	300.00	261.38
07 Total transportation of things.....	500.00	500.00	414.81
Repairs and alterations:			
1220 Mines, quarries, etc.....	2,000.00	2,000.00	1,700.09
1280 Machinery and equipment.....	295,000.00	285,000.00	307,714.37
12 Total repairs and alterations.....	297,000.00	287,000.00	309,414.46
13 Special and miscellaneous current expenses (burglar alarm, fire alarm, and clock regulation service).....	1,500.00	1,500.00	1,621.93
Equipment:			
3051 Miscellaneous heat, light, and power equipment.....	45,000.00	45,000.00	54,721.71
3053 Elevators and other equipment for lifting.....	15,700.00	15,700.00	24,194.32
3058 Ventilating and air-purifying equipment.....	14,000.00	14,000.00	8,432.34
30 Total equipment.....	74,700.00	74,700.00	87,348.37
Reserve.....		10,000.00	
Total.....	373,700.00	373,700.00	398,799.57

Estimates of appropriations required for the service of the fiscal year ending June 30, 1927—Continued

General object (title of appropriation), date of acts, references to Statutes at Large, or to Revised Statutes, and estimated amount required for each detailed object				Total amount to be appropriated under each head of appropriation	Amount appropriated for the fiscal year ending June 30, 1926
Mechanical Equipment for Public Buildings—Continued.					
	Estimated expenditures, 1927 appropriation	Estimated expenditures, 1926 appropriation	Expended and obligated, 1926		
MARINE HOSPITALS AND QUARANTINE STATIONS					
Transportation of things:					
0700 Freight and incidental charges.....	\$300.00	\$300.00	\$118.73		
0730 Local transportation of things.....	100.00	100.00	24.12		
07 Total transportation of things.....	400.00	400.00	142.85		
Repairs and alterations:					
1220 Mines, quarries, etc.....	2,000.00	2,000.00	3,051.49		
1280 Machinery and equipment.....	80,000.00	80,000.00	48,263.76		
12 Total repairs and alterations.....	82,000.00	82,000.00	51,315.25		
13 Special and miscellaneous current expenses (burglar alarm, fire alarm, and clock regulation service).....					
	2,000.00	2,000.00	1,128.10		
Equipment:					
3051 Miscellaneous heat, light, and power equipment.....	14,900.00	14,900.00	11,823.52		
3058 Ventilating and air-purifying equipment.....	700.00	700.00	757.08		
30 Total equipment.....	15,600.00	15,600.00	12,580.60		
Total.....	100,000.00	100,000.00	65,167.80		
TREASURY, TREASURY ANNEX, LIBERTY LOAN, BUTLER, AND AUDITORS' BUILDINGS					
12 Repairs and alterations (machinery and equipment)	32,000.00	32,000.00	18,951.95		
13 Special and miscellaneous current expenses (burglar alarm, fire alarm, and clock regulation service)	2,000.00	2,000.00	1,247.06		
Equipment:					
3051 Miscellaneous heat, light, and power equipment.....	2,000.00	2,000.00	1,194.76		
3058 Ventilating and air-purifying equipment.....	2,000.00	2,000.00	2,861.00		
30 Total equipment.....	4,000.00	4,000.00	4,055.76		
Total.....	38,000.00	38,000.00	24,254.77		
PNEUMATIC TUBE SERVICE, NEW YORK, N. Y.					
Repairs and alterations:					
1220 Mines, quarries, etc.....	5,000.00	5,000.00	700.00		
1280 Machinery and equipment.....	5,000.00	5,000.00			
12 Total repairs and alterations.....	10,000.00	10,000.00	700.00		
Grand total.....	521,700.00	521,700.00	488,922.14		
¹ Exclusive of \$2,000 transferred to office of Superintendent, State, War, and Navy Department Buildings.					
Vaults and Safes for Public Buildings—					
Vaults and safes: For vaults and lock-box equipments and repairs thereto in all completed and occupied public buildings under the control of the Treasury Department, and for the necessary safe equipments and repairs thereto in all public buildings under the control of the Treasury Department, whether completed and occupied or in course of construction, exclusive of personal services, except for work done by contract or for temporary job labor under exigency not exceeding at one time the sum of \$50 at any one building (<i>act Jan. 22, 1925, vol. 43, p. 779</i>).....				\$100,000.00	\$100,000.00
	Estimated expenditures, 1927 appropriation	Estimated expenditures, 1926 appropriation	Expended and obligated, 1925		
Transportation of things:					
0700 Freight and incidental charges.....	\$1,000.00	\$500.00	\$247.05		
0730 Local transportation of things.....	2,000.00	1,000.00	643.20		
07 Total transportation of things.....	3,000.00	1,500.00	890.25		
12 Repairs and alterations (machinery equipment)	25,000.00	26,500.00	22,547.11		
30 Equipment (depositories for commodities—vaults and safes)	72,000.00	67,000.00	60,240.80		
Reserve.....		5,000.00			
Total.....	100,000.00	100,000.00	83,678.16		

Estimates of appropriations required for the service of the fiscal year ending June 30, 1927—Continued

General object (title of appropriation), date of acts, references to Statutes at Large, or to Revised Statutes, and estimated amount required for each detailed object	Total amount to be appropriated under each head of appropriation	Amount appropriated for the fiscal year ending June 30, 1926
<p><i>General Expenses of Public Buildings—</i></p> <p>General expenses: To enable the Secretary of the Treasury to execute and give effect to the provisions of section 6 of the act of May 30, 1908 (Thirty-fifth Statutes, page 537): For salaries of architectural and engineering personnel and inspectors in the District of Columbia and elsewhere, not exceeding \$428,960, expenses of superintendence, including expenses of all inspectors and other officers and employees, on duty or detailed in connection with work on public buildings and the furnishing and equipment thereof, and the work of the Supervising Architect's Office, under orders from the Treasury Department; for the transportation of household goods, incident to change of headquarters of supervising superintendents, superintendents, and junior superintendents of construction, and inspectors, not in excess of five thousand pounds at any one time, together with the necessary expense incident to packing and draying the same, not to exceed in any one year a total expenditure of \$4,500; office rent and expenses of superintendents, including temporary stenographic and other assistance, in the preparation of reports and the care of public property, and so forth; advertising; office supplies, including drafting materials, specially prepared paper, typewriting machines, adding machines, and other mechanical labor-saving devices, and exchange of same; furniture, carpets, electric-light fixtures, and office equipment; telegraph and telephone service; freight, expressage, and postage incident to shipments of drawings; superintendents' furniture and supplies, testing instruments, and so forth, including articles and supplies not usually payable from other appropriations: <i>Provided</i>, That no expenditures shall be made hereunder for transportation of operating supplies for public buildings; not to exceed \$1,000 for books of reference, law books, technical periodicals and journals; ground rent at Salamanca, New York, for which payment may be made in advance; contingencies of every kind and description, traveling expenses of site agents, recording deeds and other evidences of title, photographic instruments, chemicals, plates, and photographic materials, and such other articles and supplies and such minor and incidental expenses not enumerated, connected solely with work on public buildings, the acquisition of sites, and the administrative work connected with the annual appropriations under the Supervising Architect's Office as the Secretary of the Treasury may deem necessary and specially order or approve, but not including heat, light, janitor service, awnings, curtains, or any expenses for the general maintenance of the Treasury Building, or surveys, plaster models, progress photographs, test pit borings, or mill and shop inspections, \$521,960, of which amount not to exceed \$226,860 may be expended for personal services in the District of Columbia (<i>act Jan. 22, 1925, vol. 43, p. 780</i>)</p>	\$521,960.00	\$521,960.00

	Estimated expenditures, 1927 appropriation	Estimated expenditures, 1926 appropriation	Expended and obligated, 1925
Departmental service:			
Salaries—			
Professional service—			
Grade 4, \$3,800 to \$5,000; average, \$4,400—			
Engineers.....	Average— No. Salary 9 \$3,800	Average— No. Salary 9 \$3,800	Average— No. Salary 7½ \$3,800
Grade 3, \$3,000 to \$3,600; average, \$3,300—			
Associate engineers.....	24 3,073	24 3,073	22½ 3,035
Grade 2, \$2,400 to \$3,000; average, \$2,700—			
Assistant engineers.....	36 2,500	36 2,500	30½ 2,482
Grade 1, \$1,860 to \$2,400; average, \$2,111.42—			
Junior engineers.....	5 1,908	5 1,908	1 2,100
Subprofessional service—			
Grade 8, \$2,400 to \$3,000; average, \$2,700—			
Chief engineering draftsmen.....	3 2,536	3 2,536	2½ 2,400
Grade 5, \$1,680 to \$2,040; average, \$1,860—			
Engineering draftsmen.....	7 1,680	7 1,680	3½ 1,680
Total average number of employees.....	84	84	67½
Total salaries, departmental service.....	226,860	226,860	186,644
Field service:			
Salaries and wages—			
Salary range, \$3,800 to \$5,000; average, \$4,400—			
District engineers.....	5 3,800	5 3,800	5 3,800
Salary range, \$3,300 to \$3,900; average, \$3,600—			
Construction engineers.....	16 3,413	16 3,413	15½ 3,338
Inspection engineers.....	7 3,415	7 3,415	7 3,300
Salary range, \$3,000 to \$3,600; average, \$3,300—			
Construction engineers.....	21 3,076	21 3,076	19 3,047
Inspectors.....	6 3,000	6 3,000	6 3,000
Inspection engineers.....	2 3,200	2 3,200	2 3,200

Estimates of appropriations required for the service of the fiscal year ending June 30, 1927—Continued

General object (title of appropriation), date of acts, references to Statutes at Large, or to Revised Statutes, and estimated amount required for each detailed object				Total amount to be appropriated under each head of appropriation	Amount appropriated for the fiscal year ending June 30, 1926
General Expenses of Public Buildings—Continued.					
	Estimated expenditures, 1927 appropriation	Estimated expenditures, 1926 appropriation	Expended and obligated, 1925		
Field service—Continued.					
Salaries and wages—Continued.	Average—	Average—	Average—		
Salary range, \$2,700 to \$3,300; average, \$3,000—	No. Salary	No. Salary	No. Salary		
Construction engineers.....	3 \$2,767	3 \$2,767	3 \$2,700		
Inspector.....	1 2,800	1 2,800	1 2,800		
Salary range, \$2,400 to \$3,000; average, \$2,700—					
Inspectors.....	2 2,500	2 2,500	2 2,500		
	202,610	202,610	191,198		
Part salary one construction engineer, payable from "Operating force for public buildings".....	2,000	2,000	2,000		
Net average number of employees.....	63	63	60.4		
Net salaries and wages, field service.....	200,610	200,610	189,198		
Miscellaneous personal services (part time).....	1,490	1,490	741		
Total salaries and wages, field service.....	202,100	202,100	189,939		
01 Total personal services.....	428,960	428,960	376,583		
02 Supplies and materials.....	7,500.00	7,000.00	7,154.16		
05 Communication service.....	4,500.00	4,000.00	3,607.06		
06 Travel expenses.....	60,000.00	56,900.00	55,847.87		
07 Transportation of things.....	3,500.00	3,500.00	2,654.10		
08 Printing (blue), photographing, etc.....	250.00	250.00	203.82		
09 Advertising.....	5,800.00	5,300.00	5,176.11		
11 Rents.....	4,000.00	4,000.00	3,360.09		
13 Special expenses.....	50.00	50.00	8.25		
30 Equipment.....	7,400.00	7,000.00	6,576.85		
32 Structures, etc. (bronze tablet).....			228.00		
Reserve.....		5,000.00			
Total.....	521,960.00	521,960.00	461,399.11		
Total, repairs, equipment, and general expenses.....				\$2, 073, 660. 00	\$2, 073, 660. 00
PUBLIC BUILDINGS, OPERATING EXPENSES					
Operating Force for Public Buildings—					
Operating force: For such personal services as the Secretary of the Treasury may deem necessary in connection with the care, maintenance, and repair of all public buildings under the control of the Treasury Department (except as hereinafter provided), together with the grounds thereof and the equipment and furnishings therein, including assistant custodians, janitors, watchmen, laborers, and charwomen; engineers, firemen, elevator conductors, coal passers, electricians, dynamo tenders, lampists, and wiremen; mechanical labor force in connection with said buildings, including carpenters, plumbers, steam fitters, machinists, and painters, but in no case shall the rates of compensation for such mechanical labor force be in excess of the rates current at the time and in the place where such services are employed [\$5,639,606] \$6,500,000: <i>Provided</i> , That the foregoing appropriation shall be available for use in connection with all public buildings under the control of the Treasury Department, including the customhouse in the District of Columbia, but not including any other public building within the District of Columbia, and exclusive of marine hospitals, quarantine stations, mints, branch mints, and assay offices (<i>act Jan. 22, 1925, vol. 43, p. 780</i>).....				6, 500, 000. 00	5, 639, 606. 00
	Estimated expenditures, 1927 appropriation	Estimated expenditures, 1926 appropriation	Expended and obligated, 1925		
Field service:					
Salaries and wages—	Average—	Average—	Average—		
Salary range, \$3,900 to \$5,000; average, \$4,400—	No. Salary	No. Salary	No. Salary		
Supervising chief engineer.....	1 \$3,800	1 \$3,300	1 \$3,300		
Supervising chief engineer and superintendent of repairs.....	1 3,800	1 2,100	1 3,100		
Salary range, \$3,000 to \$3,600; average \$3,300—					
Assistant supervising chief engineer.....	1 3,000	1 3,000	1 3,000		
Salary range, \$2,700 to \$3,300; average, \$3,000—					
Assistant custodians.....	2 2,900	2 2,900	2 2,900		
Engineman.....	1 2,900	1 2,900	1 2,900		
Salary range, \$2,400 to \$3,000; average, \$2,700—					
Assistant custodians.....	2 2,600	2 2,450	2 2,450		
Engineman.....	7 2,600	7 2,214	7 2,214		
Assistant superintendent of repairs.....	1 2,400	1 2,300	1 2,300		
Draftsman.....	1 2,400	1 2,100	1 2,100		
Enginemen.....	9 2,400	9 2,100	10 2,100		

Estimates of appropriations required for the service of the fiscal year ending June 30, 1927—Continued

General object (title of appropriation), date of acts, references to Statutes at Large, or to Revised Statutes, and estimated amount required for each detailed object				Total amount to be appropriated under each head of appropriation	Amount appropriated for the fiscal year ending June 30, 1926
<i>Operating Force for Public Buildings—Continued.</i>					
Field service—Continued.					
Salaries and wages—Continued.					
Salary range, \$2,100 to \$2,700; average, \$2,400—					
Assistant custodians	26	\$2,208	26	\$2,204	1,000
Enginemen	39	2,182	34	1,894	1,894
Salary range, \$1,860 to \$2,400; average, \$2,100—					
Assistant custodians	26	1,867	26	1,618	1,618
Superintendent of repairs	1	2,000	1	2,000	1,000
Stenographer-typist	1	1,900	1	1,900	1,900
Enginemen	41	1,993	41	1,637	1,637
Electrical mechanic	1	1,900	1	1,900	1,900
Firemen	10	1,920	10	1,920	1,920
Oilier	2	1,920	2	1,920	1,920
Foreman of carpenters	1	1,920	1	1,920	1,920
Foreman of plumbers	1	1,920	1	1,920	1,920
Machinist	1	1,920	1	1,920	1,920
Steamfitter	1	1,920	1	1,920	1,920
Salary range, \$1,680 to \$2,040; average, \$1,860—					
Enginemen	74	1,714	74	1,497	1,497
Carpenters	19	1,731	19	1,712	1,712
Plumbers	6	1,740	6	1,740	1,740
Steamfitter	1	1,740	1	1,740	1,740
Stenographer-typist	1	1,680	1	1,680	1,680
Clerk	1	1,680	28	1,268	1,270
Electricians	31	1,680	28	1,635	1,630
Plumber	1	1,920	1	1,920	1,920
Painters	3	1,680	3	1,580	1,580
Cabinet maker	1	1,680	1	1,680	1,680
Machinists	2	1,680	2	1,680	1,680
Plumber	1	1,680	1	1,680	1,680
Ironworker	1	1,680	1	1,680	1,680
Salary range, \$1,500 to \$1,860; average, \$1,680—					
Janitors	9	1,513	27	1,227	1,227
Enginemen	27	1,533	5	1,572	1,560
Wiremen	3	1,620			
Firemen	52	1,392			
Clerks	3	1,500			
Foremen of laborers	1	1,500	18	1,210	1,212
Electrician	1	1,500	1	1,500	1,500
Wireman	1	1,500			
Coal passers	3	1,500	3	1,500	1,500
Salary range, \$1,320 to \$1,680; average, \$1,500—					
Janitors	9	1,353			
Foreman of elevator conductors	1	1,380	1	1,380	1,380
Oilers	5	1,380			
Marble polishers	9	1,320	9	1,187	1,187
Head elevator conductors	2	1,320	2	1,260	1,260
Foremen of laborers	14	1,320			
Skilled laborers	13	1,320	14	1,136	1,136
Lampists	2	1,320	2	1,260	1,260
Firemen	87	1,324			
Carpenter's helper	1	1,320	1	1,320	1,320
Plumber's helper	1	1,320	1	1,320	1,320
Machinist's helper	1	1,320	1	1,320	1,320
Steamfitter's helper	1	1,320	1	1,320	1,320
Oilers	17	1,320	21	1,266	1,266
Clerks	22	1,320			
Salary range, \$1,140 to \$1,500; average, \$1,320—					
Janitors	31	1,198	251	1,073	1,022
Watchmen	250	1,250	291	1,053	1,053
Elevator conductors	283	1,239			
Firemen	1,198	1,204	1,238	1,050	1,050
Coal passers	1	1,260	1	1,260	1,260
Laborers	953	1,140	964	977	981
Coal passers	11	1,140	12	1,140	1,140
Salary range, \$1,020 to \$1,260; average, \$1,140—					
Janitors	144	1,080	202	1,088	1,086
Laborers	1,226	1,080	1,244	977	981
Salary range, \$600 to \$780; average, \$690—					
Head charwomen	6	780	6	750	750
Do	3	720	3	660	660
Charwomen	629	660	634	598	587
Salary range, \$420 to \$600; average, \$510—					
Charwomen	528	600	413	598	587
Laborer	1	500	1	500	500
Salary range, \$240 to \$420; average, \$330—					
Clerk	1	360	1	360	360
MISCELLANEOUS					
Clerk (part time)	1	180	1	180	180
Agent in charge of site	1	200	1	200	200
Laborer	1	216	1	180	180
To allow employees at one-man buildings vacations		20,000		20,000	20,000
Total average number of employees	5,876		5,710		5,608
Total salaries and wages	6,500,000		5,639,606		5,524,689
The difference between 1927 and 1926 is due to—					
Increase in force	\$116,100				
Reorganization and increase in salaries	744,294				
Net increase	860,394				

Estimates of appropriations required for the service of the fiscal year ending June 30, 1927—Continued

General object (title of appropriation), date of acts, references to Statutes at Large, or to Revised Statutes, and estimated amount required for each detailed object				Total amount to be appropriated under each head of appropriation	Amount appropriated for the fiscal year ending June 30, 1926
Furniture and Repairs of Same for Public Buildings—					
Furniture and repairs of furniture: For furniture, carpets, and repairs of same, for completed and occupied public buildings under the control of the Treasury Department, exclusive of marine hospitals, quarantine stations, mints, branch mints, and assay offices, and for gas and electric lighting fixtures and repairs of same for completed and occupied public buildings under the control of the Treasury Department, including marine hospitals and quarantine stations, but exclusive of mints, branch mints, and assay offices, and for furniture and carpets for public buildings and extension of public buildings in course of construction which are to remain under the custody and control of the Treasury Department, exclusive of marine hospitals, quarantine stations, mints, branch mints, and assay offices, and buildings constructed for other executive departments or establishments of the Government [\$750,000] \$775,000: Provided, That the foregoing appropriation shall not be used for personal services except for work done under contract or for temporary job labor under exigency, and not exceeding at one time the sum of \$100 at any one building: <i>Provided further,</i> That all furniture now owned by the United States in other public buildings or in buildings rented by the United States shall be used, so far as practicable, whether it corresponds with the present regulation plan for furniture or not (<i>act Jan. 22, 1925, vol. 43, p. 781</i>)				\$775, 000. 00	\$750, 000. 00
	Estimated expenditures, 1927 appropriation	Estimated expenditures, 1926 appropriation	Expended and obligated, 1925		
Transportation of things:					
0700 Freight and incidental charges	\$28, 000. 00	\$25, 500. 00	\$25, 748. 35		
0730 Local transportation of things	6, 000. 00	5, 500. 00	5, 439. 30		
07 Total transportation of things	34, 000. 00	31, 000. 00	31, 187. 65		
12 Repairs and alterations (machinery and equipment)	50, 000. 00	44, 000. 00	42, 525. 34		
Equipment:					
3011 Chairs, beds, and body receptacles—					
Old buildings	45, 000. 00	40, 500. 00	39, 184. 12		
New buildings	5, 000. 00	4, 500. 00	4, 218. 15		
3012 Tables, desks, etc.—					
Old buildings	375, 000. 00	363, 500. 00	343, 146. 21		
New buildings	125, 000. 00	121, 000. 00	115, 048. 73		
3013 Floor coverings	35, 000. 00	36, 000. 00	34, 866. 55		
3014 Draperies, shades, etc.	18, 000. 00	18, 000. 00	17, 695. 21		
3017 Office machines and clocks	8, 000. 00	8, 000. 00	7, 593. 92		
3019 Equipment for convenience and comfort (awnings, mirrors, porch shades, etc.)	35, 000. 00	35, 000. 00	33, 325. 78		
3051 Lighting fixtures	45, 000. 00	43, 500. 00	43, 586. 31		
30 Total equipment	691, 000. 00	670, 000. 00	638, 664. 98		
Reserve		5, 000. 00			
Total	775, 000. 00	750, 000. 00	712, 377. 97		
Operating Supplies for Public Buildings—					
Operating supplies: For fuel, steam, gas for lighting and heating purposes, water, ice, lighting supplies, electric current for lighting and power purposes, telephone service for custodial forces; removal of ashes and rubbish, snow, and ice; cutting grass and weeds, washing towels, and miscellaneous items for the use of the custodial forces in the care and maintenance of completed and occupied public buildings and the grounds thereof under the control of the Treasury Department, and in the care and maintenance of the equipment and furnishings in such buildings; miscellaneous supplies, tools, and appliances required in the operation (not embracing repairs) of the mechanical equipment, including heating, plumbing, hoisting, gas piping, ventilating, vacuum-cleaning and refrigerating apparatus, electric-light plants, meters, interior pneumatic-tube and intercommunicating telephone systems, conduit wiring, call-bell and signal systems in such buildings, and for the transportation of articles or supplies authorized herein (including the customhouse in the District of Columbia, but excluding any other public building under the control of the Treasury Department within the District of Columbia, and excluding also marine hospitals and quarantine stations, mints, branch mints, and assay offices, and personal services, except for work done by contract or for temporary job labor under exigency not exceeding at one time the sum of \$100 at any one building), [\$3,100,000] \$3,011,500. The appropriation made herein for gas shall include the rental and use of gas governors when ordered by the Secretary of the Treasury in writing: <i>Provided,</i> That rentals shall not be paid for such gas governors greater than 35 per centum of the actual value of the gas saved thereby, which saving shall be determined by such tests as the Secretary of the Treasury shall direct: <i>Provided further,</i> That the Secretary of the Treasury is					

Estimates of appropriations required for the service of the fiscal year ending June 30, 1927—Continued

General object (title of appropriation), date of acts, references to Statutes at Large, or to Revised Statutes, and estimated amount required for each detailed object				Total amount to be appropriated under each head of appropriation	Amount appropriated for the fiscal year ending June 30, 1926
Operating Supplies for Public Buildings—Continued. authorized to contract for the purchase of fuel for public buildings under the control of the Treasury Department in advance of the availability of the appropriation for the payment thereof. Such contracts, however, shall not exceed the necessities of the current fiscal year (<i>act Jan. 22, 1925, vol. 43, p. 781</i>)				\$3, 011, 500. 00	\$3, 100, 000. 00
	Estimated expenditures, 1927 appropriation	Estimated expenditures, 1926 appropriation	Expended and obligated, 1925		
Supplies and materials:					
0205 Cleaning and toilet supplies.....	\$125, 000. 00	\$125, 000. 00	\$118, 347. 98		
0230 Fuel, including steam for heating.....	847, 000. 00	865, 000. 00	802, 035. 81		
0282 Mechanics', engineers', and electricians' supplies, etc.....	130, 000. 00	150, 000. 00	141, 069. 90		
0284 Miscellaneous supplies.....	102, 000. 00	105, 000. 00	95, 643. 12		
02 Total supplies and materials.....	1, 204, 000. 00	1, 245, 000. 00	1, 157, 096. 81		
05 Communication service (telephone service).....	7, 500. 00	7, 500. 00	7, 128. 81		
Transportation of things:					
0700 Freight and incidental charges.....	237, 000. 00	240, 000. 00	233, 478. 28		
0730 Local transportation of things (drayage, etc.).....	93, 000. 00	100, 000. 00	90, 163. 86		
07 Total transportation of things.....	330, 000. 00	340, 000. 00	323, 642. 14		
Furnishing of heat, light, water, etc.:					
1030 Furnishing of electricity.....	1, 030, 000. 00	1, 050, 000. 00	1, 030, 000. 00		
1040 Furnishing of water.....	220, 200. 00	215, 000. 00	205, 836. 24		
10 Total furnishing of heat, light, water, etc.....	1, 250, 200. 00	1, 265, 000. 00	1, 235, 836. 24		
Special and miscellaneous current expenses:					
1373 Laundry and towel service.....	71, 900. 00	72, 500. 00	67, 447. 29		
1375 Rubbish, ashes, garbage, and snow-removal service.....	62, 900. 00	60, 000. 00	57, 689. 49		
13 Total special and miscellaneous current expenses.....	134, 800. 00	132, 500. 00	125, 136. 78		
Equipment:					
3057 Other equipment, cleaning, sanitation, etc.....	72, 000. 00	75, 000. 00	69, 205. 53		
3059 Special and miscellaneous equipment.....	13, 000. 00	15, 000. 00	12, 381. 88		
30 Total equipment.....	85, 000. 00	90, 000. 00	81, 587. 41		
Reserve.....		20, 000. 00			
Total.....	3, 011, 500. 00	3, 100, 000. 00	2, 930, 426. 19		
Lands and Other Property of the United States— Lands and other property of the United States: For custody, care, protection, and expenses of sales of lands and other property of the United States, acquired and held under sections 3749 and 3750 of the Revised Statutes, the examination of titles, recording of deeds, advertising, and auctioneers' fees in connection therewith (<i>act Jan. 22, 1925, vol. 43, p. 782</i>)				50. 00	50. 00
	Estimated expenditures, 1927 appropriation	Estimated expenditures, 1926 appropriation	Expended and obligated, 1925		
13 Special and miscellaneous current expenses.....	\$50. 00	\$50. 00			
Total, public buildings, operating expenses.....				10, 286, 550. 00	9, 489, 656. 00
Total under Office of Supervising Architect.....				13, 585, 390. 00	13, 238, 586. 00

Estimates of appropriations required for the service of the fiscal year ending June 30, 1927—Continued

General object (title of appropriation), date of acts, references to Statutes at Large, or to Revised Statutes, and estimated amount required for each detailed object				Total amount to be appropriated under each head of appropriation	Amount appropriated for the fiscal year ending June 30, 1926
MISCELLANEOUS					
<i>To Promote the Education of the Blind—</i> To enable the American Printing House for the Blind more adequately to provide books and apparatus for the education of the blind, in accordance with the provisions of the act approved August 4, 1919 (<i>acts Aug. 4, 1919, vol. 41, p. 272, sec. 1; Jan. 22, 1925, vol. 43, p. 782</i>)				\$40,000.00	\$40,000.00
	Estimated expenditures, 1927 appropriation	Estimated expenditures, 1926 appropriation	Expended and obligated, 1925		
	<i>Average—</i>	<i>Average—</i>	<i>Average—</i>		
	No. Salary	No. Salary	No. Salary		
Salararies (not subject to classification act):					
Secretary and superintendent	1 \$5,000	1 \$5,000	1 \$5,000		
Foreman	1 2,460	1 2,460	1 2,460		
Clerks and bookkeepers	5 900-1,980	5 900-1,200	5 900-1,200		
Pressmen	3 1,020-2,100	3 1,020-2,100	3 1,020-2,100		
Machinists and carpenters	2 1,300-1,800	2 1,300-1,800	2 1,300-1,800		
Bindery help	12 660-960	15 480-960	15 480-960		
Miscellaneous help	12 840-1,440	12 840-1,440	12 840-1,440		
Total average number of employees	36	39	39		
01 Total salaries	39,180.00	40,000.00	39,061.98		
02 Supplies and materials	820.00		918.02		
Total	40,000.00	40,000.00	40,000.00		
PERMANENT SPECIFIC APPROPRIATION					
<i>To Promote the Education of the Blind (Interest)—</i> Trust fund of \$250,000, the interest on which at four per centum is set apart to promote the education of the blind and to be paid to the American Printing House for the Blind (<i>acts Mar. 3, 1879, vol. 20, p. 467, secs. 1-5; June 25, 1906, vol. 34, p. 460, sec. 1</i>)				10,000.00	10,000.00
	Estimated expenditures, 1927 appropriation	Estimated expenditures, 1926 appropriation	Expended and obligated, 1925		
02 Stationery and office supplies	\$6,000	\$6,000	\$6,000		
08 Printing and binding	4,000	4,000	4,000		
Total	10,000	10,000	10,000		
Total, American Printing House for the Blind				50,000.00	50,000.00
Treasury Department proper:					
Annual appropriations				130,781,298.63	127,620,579.50
Permanent and indefinite appropriations				26,782,415.00	26,087,825.00
Public debt:				157,563,713.63	153,708,404.50
Interest on the public debt				795,000,000.00	* 820,000,000.00
Public debt retirements chargeable against ordinary receipts				515,583,398.44	* 500,428,595.00
Total under Treasury Department				1,468,147,112.07	1,474,136,999.50

* Revised Nov. 14, 1925.

ESTIMATES OF APPROPRIATIONS REQUIRED FOR THE SERVICE OF THE FISCAL YEAR ENDING JUNE 30, 1927

General object (title of appropriation), date of acts, references to Statutes at Large, or to Revised Statutes, and estimated amount required for each detailed object	Total amount to be appropriated under each head of appropriation	Amount appropriated for the fiscal year ending June 30, 1926
--	--	--

CHAPTER XII.—WAR DEPARTMENT

OFFICE OF THE SECRETARY

DEPARTMENTAL

Salaries, Office of Secretary of War—

Salaries: Secretary of War, [\$12,000] \$15,000; Assistant Secretary, \$10,000, and for other personal services in the District of Columbia in accordance with the classification act of 1923, [\$202,174] \$195,807; in all, [\$224,174] \$220,807:

Provided, That in expending appropriations or portions of appropriations contained in this act for the payment for personal services in the District of Columbia in accordance with the classification act of 1923, the average of the salaries of the total number of persons under any grade in any bureau, office, or other appropriation unit shall not at any time exceed the average of the compensation rates specified for the grade by such act, and in grades in which only one position is allocated the salary of such position shall not exceed the average of the compensation rates for the grade: *Provided*, That this restriction shall not apply (1) to grades 1, 2, 3, and 4 of the clerical-mechanical service, or (2) to require the reduction in salary of any person whose compensation was fixed as of July 1, 1924, in accordance with the rules of section 6 of such act; (3) to require the reduction in salary of any person who is transferred from one position to another position in the same or different grade in the same or a different bureau, office, or other appropriation unit; or (4) to prevent the payment of a salary under any grade at a rate higher than the maximum rate of the grade when such higher rate is permitted by the classification act of 1923 and is specifically authorized by other law (acts Feb. 12, 1925, vol. 43, p. 892; Mar. 4, 1925, vol. 43, p. 1301)-----

\$220, 807. 00

\$224, 174. 00

	Estimated expenditures, 1927 appropriation	Estimated expenditures, 1926 appropriation	Expended and obligated, 1925
Departmental service:			
Salaries—			
Clerical, administrative, and fiscal service—			
Grade 14, \$7,500 and over—			
Secretary.....	No. 1 Salary \$15,000	No. 1 Salary \$15,000	No. 1 Salary \$12,975
Special executive officer (assistant secretary).....	1 10,000	1 10,000	1 10,000
Grade 12, \$5,200 to \$6,000; average, \$5,600—			
Senior administrative officer (assistant and chief clerk).....	1 5,200	1 5,200	1 5,200
Grade 10, \$3,300 to \$3,900; average, \$3,600—			
Junior administrative officer (private secretary).....	1 3,600	1 3,600	1 3,525
Junior administrative officers (chiefs of division).....	2 3,400	2 3,400	2 3,370
Grade 9, \$3,000 to \$3,600; average, \$3,300—			
Senior administrative assistant (disbursing officer).....	1 3,100	1 3,100	1 3,075
Senior administrative assistant (chief of division).....	1 3,100	1 3,100	1 3,075
Grade 8, \$2,700 to \$3,300; average, \$3,000—			
Administrative assistants.....	2 2,800	2 2,800	2 2,775
Grade 7, \$2,400 to \$3,000; average, \$2,700—			
Junior administrative assistants.....	3 2,500	3 2,500	2½ 2,487
Grade 6, \$2,100 to \$2,700; average, \$2,400—			
Principal clerks.....	3 2,300	4 2,275	3½ 2,330
Grade 5, \$1,860 to \$2,400; average, \$2,111.42—			
Senior clerk-stenographers.....	2 2,300	2 2,300	2½ 2,241
Senior clerks.....	7 2,129	7 2,129	7 2,129
Grade 4, \$1,680 to \$2,040; average, \$1,860—			
Clerk-stenographers.....	3 1,860	3 1,860	3 1,845
Clerks.....	6 1,870	6 1,870	5½ 1,903
Grade 3, \$1,500 to \$1,860; average, \$1,680—			
Assistant clerk-stenographers.....	5 1,716	5 1,716	5 1,716
Assistant clerks.....	12 1,700	12 1,700	12½ 1,691
Grade 2, \$1,320 to \$1,680; average, \$1,500—			
Junior clerk-stenographers.....	4 1,500	4 1,500	4 1,485
Junior clerk-typists.....	2 1,500	2 1,500	1½ 1,516
Junior clerks.....	10 1,494	10 1,494	10½ 1,502
Junior operator, office devices.....	1 1,380	1 1,380	1 1,385
Grade 1, \$1,140 to \$1,500; average, \$1,320—			
Underclerks.....	9 1,400	11 1,380	10½ 1,379
Underoperators, office devices.....	12 1,320	12 1,320	11½ 1,320
Subprofessional service—			
Grade 4, \$1,500 to \$1,860; average, \$1,680—			
Assistant social service worker.....	1 1,860	1 1,860	1 1,860
Custodial service—			
Grade 7, \$1,680 to \$2,040; average, \$1,860—			
Senior mechanic.....	1 1,740	1 1,740	½ 1,730

Estimates of appropriations required for the service of the fiscal year ending June 30, 1927—Continued

General object (title of appropriation), date of acts, references to Statutes at Large, or to Revised Statutes, and estimated amount required for each detailed object

Total amount to be appropriated under each head of appropriation

Amount appropriated for the fiscal year ending June 30, 1926

Salaries, Office of Secretary of War—Continued.

	Estimated expenditures, 1927 appropriation		Estimated expenditures, 1926 appropriation		Expended and obligated, 1925	
Departmental service—Continued.						
Salaries—Continued.						
Custodial service—Continued.						
Grade 6, \$1,500 to \$1,860; average, \$1,680—	<i>Average—</i>		<i>Average—</i>		<i>Average—</i>	
Mechanic.....	No.	Salary	No.	Salary	No.	Salary
Grade 5, \$1,320 to \$1,680; average, \$1,500—	1	\$1,500	1	\$1,500	1	\$1,500
Junior mechanic.....	1	1,380	1	1,380	1	1,365
Grade 4, \$1,140 to \$1,500; average, \$1,320—	1	1,320	1	1,210	1	1,320
Undermechanic.....	1	1,320	1	1,320	1	1,305
Head messenger.....	1	1,320	1	1,320	1	1,185
Senior guard.....	1	1,320	1	1,320	1	1,185
Grade 3, \$1,020 to \$1,260; average, \$1,140—	3	1,080	4	1,080	3	1,063
Guards.....	1	1,080	1	1,080	1	1,065
Senior laborer.....	12	1,145	13	1,103	12	1,138
Messengers.....	3	1,120	3	1,120	2	1,093
Minor mechanics.....	3	960	3	960	3	945
Grade 2, \$900 to \$1,140; average, \$1,020—	1		1		1	366
Junior laborers.....						
Junior laborer.....						
Total average number of employees.....	119		123		121	
Total salaries, departmental service.....		220,807		227,174		222,341
The difference between 1927 and 1926 is due to—						
Decrease in force.....		\$6,367				
Increase in salaries.....		229				
Net increase.....		6,138				

¹ 40 cents per hour.

Contingent Expenses, War Department—

For purchase of professional and scientific books, law books, including their exchange; books of reference, blank books, pamphlets, periodicals, newspapers, maps; typewriting and adding machines, and other labor-saving devices, including their repair and exchange; furniture and repairs to same; carpets, matting, linoleum, filing equipment, photo supplies, towels, ice, brooms, soap, sponges, fuel, gas, and heating apparatus for buildings, electric power, electric light; repairs to, alterations and installations in Government-owned buildings (other than those under the supervision of the [Superintendent of the State, War, and Navy Department Buildings] Director of Public Buildings and Public Parks of the National Capital) occupied by the War Department and its bureaus; maintenance, repair, and operation of motor trucks and motor cycles, and one motor-propelled passenger-carrying vehicle, to be used only for official purposes; freight and express charges; street-car fares, not exceeding \$750; and other absolutely necessary expenses, including a per diem allowance not to exceed \$4 in lieu of subsistence (*acts Mar. 3, 1883, vol. 22, p. 552; Feb. 12, 1925, vol. 43, p. 893*)

\$93,500.00

\$99,685.00

	Estimated expenditures, 1927 appropriation	Estimated expenditures, 1926 appropriation	Expended and obligated, 1925
Supplies and materials:			
0200 Office supplies.....	\$9,000.00	\$13,500.00	\$7,760.22
0220 Scientific and educational.....	920.00	850.00	865.75
0230 Fuel.....	4,700.00	6,200.00	3,840.00
0280 Sundry supplies.....	4,000.00	4,750.00	4,139.63
0290 Materials.....	800.00	1,200.00	847.56
02 Total supplies and materials.....	19,420.00	26,500.00	17,053.16
04 Storage and care of vehicles.....	240.00	240.00	240.00
Communication service:			
0500 Telegraph service.....	50.00	50.00	65.00
0510 Telephone service.....	24,950.00	24,950.00	23,500.00
0520 Other communication service.....	100.00	100.00	39.43
05 Total communication service.....	25,100.00	25,100.00	23,604.43
06 Traveling expenses.....	1,000.00	850.00	425.00
07 Transportation of things.....	150.00	150.00	150.00
10 Furnishing heat, light, and power.....	3,750.00	4,300.00	2,999.19
11 Rents.....	14,680.00	14,320.00	14,475.00
Repairs and alterations:			
1200 Buildings.....	3,000.00	4,500.00	4,281.35
1290 Special and miscellaneous repairs.....	3,500.00	4,000.00	4,397.92
12 Total repairs and alterations.....	6,500.00	8,500.00	8,679.27

Estimates of appropriations required for the service of the fiscal year ending June 30, 1927—Continued

General object (title of appropriation), date of acts, references to Statutes at Large, or to Revised Statutes, and estimated amount required for each detailed object				Total amount to be appropriated under each head of appropriation	Amount appropriated for the fiscal year ending June 30, 1926
Contingent Expenses, War Department—Continued.					
	Estimated expenditures, 1927 appropriation	Estimated expenditures, 1926 appropriation	Expended and obligated, 1925		
Special and miscellaneous current expenses:					
1370 Special and miscellaneous services.....	\$1,760.00	\$2,260.00	\$809.97		
1373 Laundering towels.....	750.00	900.00	573.77		
13 Total special and miscellaneous current expenses...	2,510.00	3,160.00	1,383.74		
Equipment:					
3000 Passenger-carrying vehicles.....			4,550.00		
3010 Furniture, furnishings, and fixtures.....	17,500.00	14,215.00	23,650.94		
3020 Educational and scientific equipment.....	2,400.00	2,100.00	1,011.37		
3050 Other equipment.....	250.00	250.00	91.08		
30 Total equipment.....	20,150.00	16,565.00	29,303.39		
Total.....	93,500.00	99,685.00	98,313.18		
Stationery, War Department—					
For stationery for the department and its bureaus and offices (<i>acts Mar. 3, 1883, vol. 22, p. 552; Feb. 12, 1925, vol. 43, p. 893</i>).....				\$67,000.00	\$69,000.00
	Estimated expenditures, 1927 appropriation	Estimated expenditures, 1926 appropriation	Expended and obligated, 1925		
Stationery supplies:					
0201 Envelopes.....	\$7,000.00	\$9,500.00	\$5,453.36		
0201 Paper, writing, carbon, typewriting, etc.....	25,000.00	25,000.00	26,914.92		
0201 Tablets.....	500.00	500.00	752.23		
0201 Cards, folders, cardboard, etc.....	7,250.00	9,500.00	6,364.39		
02 Total stationery supplies.....	39,750.00	44,500.00	39,484.89		
Supplies and materials:					
0202 Ink, pens, and pencils.....	2,500.00	2,500.00	1,690.90		
0202 Miscellaneous supplies, labels, clips, fasteners, calendar pads and stands, mucilage, paste, tape, twine, etc.....	6,000.00	5,500.00	4,544.45		
0202 Rubber stamps, bands, type and pads.....	2,000.00	2,000.00	1,223.70		
0203 Drafting supplies.....	750.00	1,000.00	614.14		
02 Total supplies and materials.....	11,250.00	11,000.00	8,073.19		
Equipment:					
3017 Binding devices.....	2,000.00	1,500.00	2,244.40		
3017 Machines, paper fastening, perforating, and supplies for adding, sharpening, typewriting, accounting, duplicating, and addressing machines.....	14,000.00	12,000.00	10,207.50		
30 Total equipment.....	16,000.00	13,500.00	12,451.90		
Total.....	67,000.00	69,000.00	60,009.98		
Postage to Postal Union Countries, War Department—					
For postage stamps for the department and its bureaus, as required under the Postal Union, to prepay postage on matters addressed to Postal Union countries (<i>act Feb. 12, 1925, vol. 43, p. 893</i>).....				250.00	250.00
	Estimated expenditures, 1927 appropriation	Estimated expenditures, 1926 appropriation	Expended and obligated, 1925		
05 Communication service (postage stamps).....	\$250.00	\$250.00	\$235.00		
Printing and Binding, War Department—					
For printing and binding for the War Department, its bureaus and offices, and for all printing and binding for the field activities under the War Department, except such as may be authorized in accordance with existing law to be done elsewhere than at the Government Printing Office, [\$600,000] \$590,000: Provided, That the sum of \$3,000, or so much thereof as may be necessary, may be used for the publication, from time to time, of bulletins prepared under the direction of the Surgeon General of the Army for the instruction of medical officers, when approved by the Secretary of War, and not exceeding \$70,000, shall be available for printing and binding under the direction of the Chief of Engineers (<i>R. S., p. 720, sec. 3661; acts June 30, 1906, vol. 34, p. 762; Feb. 12, 1925, vol. 43, p. 893</i>).....				590,000.00	600,000.00

Estimates of appropriations required for the service of the fiscal year ending June 30, 1927—Continued

General object (title of appropriation), date of acts, references to Statutes at Large, or to Revised Statutes, and estimated amount required for each detailed object	Total amount to be appropriated under each head of appropriation	Amount appropriated for the fiscal year ending June 30, 1926
--	--	--

Printing and Binding, War Department—Continued.

	Estimated expenditures, 1927 appropriation	Estimated expenditures, 1926 appropriation	Expended and obligated, 1925
08. Printing and binding.....	\$590,000.00	\$600,000.00	\$600,000.00

Statement showing the distribution to the various branches of the War Department of the total amount of the estimate for the fiscal year 1927 and the amounts available for printing and binding for the fiscal years 1926 and 1925

	Estimated 1927	Amounts available for 1926	Amounts available for 1925
Secretary of War.....	\$31,489.97	\$30,756.00	\$31,640.00
General of the Armies.....			100.00
General Staff Corps.....	500.00	500.00	517.00
Army War College.....	750.00	750.00	705.00
Adjutant General's Department.....	187,452.53	220,849.00	262,400.00
Inspector General's Department.....	445.51	350.00	345.00
Judge Advocate General's Department.....	1,859.09	2,095.00	1,880.00
Finance Department.....	4,216.98	3,723.00	3,820.00
Quartermaster Corps.....	77,166.81	57,609.00	59,000.00
Signal Corps.....	13,501.99	11,715.00	12,280.00
Air Service.....	20,238.70	19,041.00	24,440.00
Medical Department.....	79,703.36	66,427.00	69,936.00
Bureau of Insular Affairs.....	980.30	940.00	940.00
Corps of Engineers.....	70,000.00	70,000.00	75,000.00
Ordnance Department.....	17,652.04	16,736.00	18,610.86
Chemical Warfare Service.....	4,318.81	1,294.00	1,860.00
Coast Artillery Corps.....	1,207.58	220.00	300.85
Militia Bureau.....	78,282.33	66,945.00	20,022.00
Inland Waterways Corporation.....			500.00
Chief of Infantry.....	50.00	50.00	50.00
Chief of Field Artillery.....	184.00		
Miscellaneous.....			15,653.29
Reserve.....		30,000.00	
Total.....	590,000.00	600,000.00	600,000.00

Total departmental under Secretary of War.....**\$971,557.00****\$993,109.00****SUPPORT OF THE REGULAR ARMY***Contingencies of the Army—*

For all contingent expenses of the Army not otherwise provided for and embracing all branches of the military service, including the office of the Chief of Staff; for all emergencies and extraordinary expenses, including the employment of translators and exclusive of all other personal services in the War Department or any of its subordinate bureaus or offices in the District of Columbia, or in the Army at large, but impossible to be anticipated or classified; to be expended on the approval or authority of the Secretary of War, and for such purposes as he may deem proper, **[\$48,960]** **\$12,410: Provided, [That not to exceed \$29,960 of the money herein appropriated shall be expended for the payment of salaries of civilian employees connected with the sale of war supplies and the adjustment of war contracts and claims: Provided further,] That none of the funds appropriated in this Act shall be used for the payment of expenses connected with the transfer of surplus property of the War Department to any other activity of the Government where the articles or lots of articles to be transferred are located at any place at which the total surplus quantities of the same commodity are so small that their transfer would not, in the opinion of the Secretary of War, be economical (act Feb. 12, 1925, vol. 43, p. 893)**.....

12,410.00**48,960.00**

Estimates of appropriations required for the service of the fiscal year ending June 30, 1927—Continued

General object (title of appropriation), date of acts, references to Statutes at Large, or to Revised Statutes, and estimated amount required for each detailed object				Total amount to be appropriated under each head of appropriation	Amount appropriated for the fiscal year ending June 30, 1926
<i>Contingencies of the Army—Continued.</i>					
	Estimated expenditures, 1927 appropriation	Estimated expenditures, 1926 appropriation	Expended and obligated, 1925		
Departmental service:					
Salaries—					
Clerical, administrative, and fiscal service—	<i>Average—</i>	<i>Average—</i>	<i>Average—</i>		
Grade 11, \$5,000—	No. Salary	No. Salary	No. Salary		
Assistant chief accountant and auditor—	1 \$5,000	1 \$5,000	1 \$5,000		
Grade 6, \$2,100 to \$2,700; average, \$2,400—			1 2,250		
Principal clerk—			1 2,300		
Grade 5, \$1,860 to \$2,400; average, \$2,111.42—					
Senior clerk-stenographer—			1 1,920		
Grade 4, \$1,680 to \$2,040; average, \$1,860—			1 2,040		
Clerks—			1 1,710		
Clerk-stenographer—			3 1,600		
Accounting and auditing assistant—			1 1,680		
Grade 3, \$1,500 to \$1,680; average, \$1,680—			5 1,655		
Clerks—			1 1,440		
Assistant clerk—			2 1,449		
Assistant clerk-stenographers—			2 1,340		
Grade 2, \$1,320 to \$1,680; average, \$1,500—			1 1,380		
Junior clerk-stenographer—			1 1,080		
Junior clerks—					
Grade 1, \$1,140 to \$1,500; average, \$1,320—					
Clerks—					
Under clerk-typist—					
Custodial service—					
Grade 3, \$1,020 to \$1,260; average, \$1,140—					
Total average number of employees—	16 1/2	22 1/2			
Total salaries, departmental service—	29,708.00	40,900.17			
Supplies and materials:					
0222 Magazines, periodicals, pamphlets, etc—	\$120.00	120.00	120.00		
0284 Badges, trophies, prizes, medals, and certificates—	150.00	150.00	150.00		
0284 Miscellaneous supplies—	650.00	650.00	622.78		
Total supplies and materials—	920.00	920.00	892.78		
Food and lodging and miscellaneous services—	50.00	100.00	88.56		
Travel expenses:					
0600 Reimbursement of travel expenses—	600.00	600.00	587.55		
0630 Travel per diem in lieu of subsistence—	130.00	130.00	132.16		
Total travel expenses—	730.00	730.00	719.71		
Engraving, photographing, and typewriting—	30.00	29.00	30.80		
Special and miscellaneous current expenses:					
1327 Entertainment expenses—	4,350.00	4,350.00	4,355.00		
1380 General purposes and miscellaneous current expenses—	6,330.00	8,123.00	325.00		
Total special and miscellaneous current expenses—	10,680.00	12,473.00	4,680.00		
Reserve—		5,000.00			
Total—	12,410.00	48,960.00	47,312.02		
Total under Secretary of War—				\$983,967.00	\$1,042,069.00
GENERAL STAFF CORPS					
SUPPORT OF THE REGULAR ARMY					
<i>Contingencies, Military Intelligence Division, General Staff Corps—</i>					
For contingent expenses of the Military Intelligence Division, General Staff Corps, and of the military attaches at the United States embassies and legations abroad, including the purchase of law books, professional books of reference, and subscriptions to newspapers and periodicals; for cost of special instruction at home and abroad, and in maintenance of students attaches; for the hire of interpreters, special agents, and guides, and for such other purposes as the Secretary of War may deem proper, including \$5,000 for the actual and necessary expenses of officers of the Army on duty abroad for the purpose of observing operations of armies of foreign States at war, to be paid upon certificates of the Secretary of War that the expenditures were necessary for obtaining military information, [\$65,500] \$61,520, to be expended under the direction of the Secretary of War: <i>Provided</i> , That section 3648, Revised Statutes, shall apply neither to subscriptions for foreign and professional newspapers and periodicals nor to other payments made from appropriations contained in this act in compliance with the laws of foreign countries under which the military attaches are required to operate (acts Aug. 6, 1894, vol. 28, p. 243; Feb. 12, 1925, vol. 43, p. 894)				61,520.00	65,500.00

Estimates of appropriations required for the service of the fiscal year ending June 30, 1927—Continued

General object (title of appropriation), date of acts, references to Statutes at Large, or to Revised Statutes, and estimated amount required for each detailed object				Total amount to be appropriated under each head of appropriation	Amount appropriated to the fiscal year ending June 30, 1925
<i>Contingencies, Military Intelligence Division, General Staff Corps—Continued.</i>					
	Estimated expenditures, 1927 appropriation	Estimated expenditures, 1926 appropriation	Expended and obligated, 1925		
Supplies and materials:					
0200 Stationery and office supplies.....	\$4,000.00	\$4,900.00	\$4,899.24		
0220 Scientific and educational supplies.....	2,300.00	2,700.00	2,722.18		
02 Total supplies and materials.....	6,300.00	7,600.00	7,621.42		
05 Communication service.....	200.00	200.00	202.12		
13 Special and miscellaneous current expenses.....	40,400.00	41,730.00	40,178.54		
22 Tuitions not specified.....	7,520.00	5,760.00	5,760.00		
30 Educational, scientific, and recreational equipment.....	7,100.00	7,710.00	7,610.76		
Reserve.....		2,500.00			
Total.....	61,520.00	65,500.00	61,372.84		
<i>Salaries, Office of Chief of Staff—</i>					
Salaries Office of Chief of Staff: For personal services in the District of Columbia in accordance with the classification act of 1923 (<i>act Feb. 12, 1925, vol. 43, p. 894</i>).....				\$216, 875. 00	\$213, 801. 00
	Estimated expenditures, 1927 appropriation	Estimated expenditures, 1926 appropriation	Expended and obligated, 1925		
Departmental service:	<i>Average—</i>	<i>Average—</i>	<i>Average—</i>		
Salaries—	<i>No. Salary</i>	<i>No. Salary</i>	<i>No. Salary</i>		
Director of women's relations (not classified).....	1 \$4,000				
Professional and scientific service—					
Grade 3, \$3,000 to \$3,600; average, \$3,300—					
Associate engineer (cartographic engineer).....	1 3,000	1 \$3,000			
Subprofessional service—					
Grade 7, \$2,100 to \$2,700; average, \$2,400—					
Principal engineering draftsman.....			1 \$2,300		
Grade 6, \$1,860 to \$2,400; average, \$2,111.42—					
Senior engineering draftsman.....	1 2,100	1 2,100	1 2,100		
Grade 5, \$1,680 to \$2,040; average, \$1,860—					
Engineering draftsman.....	1 2,040	1 2,040	1 2,040		
Clerical, administrative, and fiscal service—					
Grade 8, \$2,700 to \$3,300; average, \$3,000—					
Administrative assistant (chief clerk).....	1 2,900	1 2,900	1 2,800		
Grade 7, \$2,400 to \$3,000; average, \$2,700—					
Junior administrative assistant (asst. chief clerk).....	1 2,600	1 2,600	1 2,500		
Grade 6, \$2,100 to \$2,700; average, \$2,400—					
Principal clerks (chief clerks of division).....	5 2,340	5 2,340	5 2,262		
Principal translators.....	2 2,150	2 2,150	1 2,127		
Grade 5, \$1,860 to \$2,400; average, \$2,111.42—					
Senior clerks.....	2 2,010	2 2,010	2 1,980		
Senior clerk-stenographer.....	1 2,300	1 2,300	1 2,300		
Senior translators.....	2 1,980	2 1,980	2 1,980		
Senior photographer.....	1 2,300	1 2,300	1 2,287		
Grade 4, \$1,680 to \$2,040; average, \$1,860—					
Clerks.....	14 1,847	14 1,860	14 1,881		
Clerk-stenographers.....	10 1,794	10 1,794	8 1,784		
Photographer.....	1 2,040	1 2,040	1 2,040		
Grade 3, \$1,300 to \$1,860; average, \$1,680—					
Assistant clerks.....	12 1,640	12 1,650	11 1,646		
Senior stenographers.....	5 1,680	5 1,680	5 1,666		
Assistant clerk-stenographers.....	7 1,586	7 1,586	5 1,569		
Assistant office draftsman.....	1 1,680	1 1,680	1 1,680		
Grade 2, \$1,320 to \$1,680; average, \$1,500—					
Junior clerks.....	7 1,466	7 1,466	8 1,459		
Junior stenographers.....	23 1,445	23 1,463	27 1,477		
Junior clerk-typists.....	5 1,404	5 1,404	4 1,410		
Junior clerk-stenographers.....	10 1,446	10 1,474	10 1,466		
Junior operator, office devices.....	1 1,680	1 1,680	1 1,680		
Grade 1, \$1,140 to \$1,500; average, \$1,320—					
Underclerk.....	1 1,440	1 1,440	1 1,440		
Junior typists.....	1 1,260	1 1,270	2 1,190		
Underoperator, office devices.....	1 1,260	1 1,260	1 1,260		
Custodial service—					
Grade 4, \$1,140 to \$1,500; average, \$1,320—					
Head messenger.....	1 1,320	1 1,320	1 1,265		
Grade 3, \$1,020 to \$1,260; average, \$1,140—					
Messengers.....	11 1,091	11 1,091	11 1,033		
Grade 2, \$900 to \$1,140; average, \$1,020—					
Laborer.....	1 1,020	1 1,020	1 960		
01 Total average number of employees.....	131	130	134		
Total salaries, departmental service.....	216, 875. 00	213, 801. 00	217, 410. 21		
The difference between 1927 and 1926 is due to—					
Increase in force.....	\$4,000				
Decrease in salaries.....	925				
Net increase.....	3,074				
Total under General Staff Corps.....				278, 395. 00	279, 301. 00

Estimates of appropriations required for the service of the fiscal year ending June 30, 1927—Continued

General object (title of appropriation), date of acts, references to Statutes at Large, or to Revised Statutes, and estimated amount required for each detailed object				Total amount to be appropriated under each head of appropriation	Amount appropriated for the fiscal year ending June 30, 1925
ADJUTANT GENERAL'S DEPARTMENT					
SUPPORT OF THE REGULAR ARMY					
<i>Contingencies, Headquarters of Military Departments, etc.—</i>					
For contingent expenses at the headquarters of the several territorial departments, corps areas, armies, territorial districts, tactical corps, divisions, and brigades, including the Staff Corps serving thereat, being for the purchase of the necessary articles of office, toilet, and desk furniture, stationery, ice, and potable water for office use when necessary, binding, maps, technical books of reference, professional and technical newspapers and periodicals, payment for which may be made in advance, and police utensils, to be allotted by the Secretary of War, and to be expended in the discretion of the commanding officers of the several military departments, corps areas, districts, armies, and tactical commands (<i>act Feb. 12, 1925, vol. 43, p. 894</i>)				\$4, 500. 00	\$4, 500. 00
	Estimated expenditures, 1927 appropriation	Estimated expenditures, 1926 appropriation	Expended and obligated, 1925		
Supplies and materials:					
0201 Stationery	\$800. 00	\$800. 00	\$798. 10		
0202 Office supplies	800. 00	800. 00	782. 60		
0203 Drafting and artists' supplies	100. 00	100. 00	96. 00		
0205 Cleaning and toilet supplies	100. 00	100. 00	96. 25		
0284 Ice	600. 00	600. 00	595. 25		
32 Total supplies and materials	2, 400. 00	2, 400. 00	2, 378. 20		
08 Printing and binding	200. 00	200. 00	194. 21		
Equipment:					
3010 Office	700. 00	700. 00	699. 73		
3021 Books	1, 200. 00	1, 200. 00	1, 190. 46		
30 Total equipment	1, 900. 00	1, 900. 00	1, 890. 19		
Total	4, 500. 00	4, 500. 00	4, 462. 60		
<i>Army War College—</i>					
For expenses of the Army War College, being for the purchase of the necessary special stationery, textbooks, books of reference, scientific and professional papers and periodicals, maps, police utensils; employment of temporary, technical, or special services and expenses of special lecturers; for the pay of employees; and for all other absolutely necessary expenses (<i>act Feb. 12, 1925, vol. 43, p. 894</i>)				68, 390. 00	70, 570. 00
	Estimated expenditures, 1927 appropriation	Estimated expenditures, 1926 appropriation	Expended and obligated, 1925		
Field service:					
Salaries and wages—	<i>Average—</i>	<i>Average—</i>	<i>Average—</i>		
Salary range, \$2,700 to \$3,300; average, \$3,000—	No. 1 Salary \$2,800	No. 1 Salary \$2,800	No. 1 Salary \$2,742		
Librarian	1 2, 700	1 2, 700	1 2, 642		
Salary range, \$2,400 to \$3,000; average, \$2,700—					
Chief clerk and superintendent of building	1 2, 700	1 2, 700	1 2, 642		
Salary range, \$1,860 to \$2,400; average, \$2,100—					
Clerks	6 1, 997	6 1, 997	6 1, 924		
Head cataloguer	1 1, 920	1 1, 920	1 1, 870		
Chief engineer	1 1, 900	1 1, 860	1 1, 860		
Salary range, \$1,680 to \$2,040; average, \$1,860—					
Clerks	4 1, 800	4 1, 800	4 1, 815		
Cataloguer	1 1, 680	1 1, 680	1 1, 680		
Salary range, \$1,500 to \$1,860; average, \$1,680—					
Clerks	4 1, 590	4 1, 590	4 1, 596		
Assistant cataloguer	1 1, 620	1 1, 620	1 1, 503		
Assistant engineer	1 1, 500	1 1, 500	1 1, 500		
Salary range, \$1,320 to \$1,680; average, \$1,500—					
Library assistant	1 1, 500	1 1, 500	1 1, 440		
Clerks	3 1, 400	3 1, 400	2½ 1, 464		
Library aid			¼ 1, 280		
Salary range, \$1,140 to \$1,500; average, \$1,320—					
Clerks, minor	1 1, 320	2 1, 260	2 1, 200		
Gardener	1 1, 200	1 1, 200	1 1, 140		
Captain of the watch	1 1, 200	1 1, 200	1 1, 140		
Salary range, \$1,020 to \$1,260; average, \$1,140—					
Messengers	1 1, 080	2 1, 050	2 1, 015		
Firemen	4 1, 020	4 1, 020	3½ 1, 015		
Watchmen	3 1, 060	3 1, 060	3 1, 037		
Salary range, \$900 to \$1,040; average, \$1,020—					
Laborers	1 1, 020	1 1, 020	3½ 980		
Salary range, \$240 to \$420; average, \$330—					
Charwomen	5 390	5 390	5 390		
Total average number of employees	42	44	46½		
Total salaries and wages, field service	60, 390. 00	62, 570. 00	63, 948. 79		
Special and miscellaneous payments for personal services	2, 300. 00	2, 300. 00	2, 250. 00		
01 Total personal services	62, 690. 00	64, 870. 00	66, 198. 79		

Estimates of appropriations required for the service of the fiscal year ending June 30, 1927—Continued

General object (title of appropriation), date of acts, references to Statutes at Large, or to Revised Statutes, and estimated amount required for each detailed object				Total amount to be appropriated under each head of appropriation	Amount appropriated for the fiscal year ending June 30, 1926
Army War College—Continued.					
	Estimated expenditures, 1927 appropriation	Estimated expenditures, 1926 appropriation	Expended and obligated, 1925		
The difference between 1927 and 1926 is due to—					
Decrease in force.....				\$2,310	
Increase in salaries.....				130	
Net decrease.....				2,180	
Supplies and materials:					
0200 Stationery and office supplies.....	\$1,875.00	\$1,875.00	\$1,757.09		
0220 Scientific and educational supplies.....	500.00	500.00	498.95		
0280 Sundry supplies.....	200.00	200.00	131.00		
0290 Materials.....			4.79		
02 Total supplies and materials.....	2,575.00	2,575.00	2,391.83		
08 Printing and binding, engraving, lithographing, photographing, and typewriting (job work).....	25.00	25.00	19.50		
12 Repairs and alterations.....	275.00	275.00	85.54		
Equipment:					
3010 Furniture, furnishings, and fixtures.....	100.00	100.00	710.21		
3020 Educational, scientific, and recreational equipment.....	2,700.00	2,700.00	2,432.71		
3050 Other equipment.....	25.00	25.00	64.16		
30 Total equipment.....	2,825.00	2,825.00	3,207.08		
32 Structures and parts and nonstructural improvements to land (includes fixed equipment).....			262.20		
Total.....	68,390.00	70,570.00	72,164.94		
Command and General Staff School, Fort Leavenworth, Kans.—					
For the purchase of textbooks, books of reference, scientific and professional papers, instruments, and material for instruction; employment of temporary, technical, special, and clerical services, and for other necessary expenses of instruction at the Command and General Staff School, Fort Leavenworth, Kansas (act Feb. 12, 1925, vol. 43, p. 895).....				\$40,599.00	\$45,680.00
	Estimated expenditures, 1927 appropriation	Estimated expenditures, 1926 appropriation	Expended and obligated, 1925		
Field service:					
Salaries and wages—					
Salary range, \$1,680 to \$2,040; average, \$1,860—					
Translator.....					
Salary range, \$1,500 to \$1,860; average, \$1,680—					
Confidential stenographer and secretary.....				1	\$1,620
Chief stenographer.....				1	1,620
Salary range, \$1,320 to \$1,680; average, \$1,500—					
Stenographers.....				3	1,440
Salary range, \$1,140 to \$1,500; average, \$1,320—					
Stenographers.....				1	1,200
01 Total average number of employees.....	7	7	6½		
01 Total salaries and wages, field service.....	10,560	10,560	9,760		
Supplies and materials:					
0201 Stationery, printed forms, and letterheads.....	200.00	500.00			
0201 Stationery, other.....	300.00	500.00	35.50		
0202 Office supplies.....	400.00	600.00	65.00		
0203 Drafting and artists' supplies.....	200.00	300.00	645.51		
0204 Photographic supplies.....	600.00	300.00	264.84		
0205 Cleaning and toilet supplies.....	200.00	500.00	75.00		
0221 Scientific supplies.....	200.00	300.00			
0222 Educational supplies.....	200.00	200.00	1,260.00		
0284 Miscellaneous supplies.....	500.00	1,000.00	.79		
0299 Material, special and miscellaneous.....	20,939.00	22,559.00	30,743.45		
02 Total supplies and materials.....	23,739.00	26,759.00	33,060.09		
Communication service:					
0501 Telegraphic service.....	50.00	50.00			
0510 Telephone service.....	150.00	150.00			
05 Total communication service.....	200.00	200.00			
12 Repair and alteration of equipment.....	1,000.00	1,500.00			
Equipment:					
3010 Furniture, furnishings, and fixtures.....	1,100.00	1,585.00	2,554.60		
3021 Educational, scientific, and recreational.....	4,000.00	5,076.00	1,050.00		
30 Total equipment.....	5,100.00	6,661.00	3,604.60		
Total.....	40,599.00	45,680.00	46,454.69		

Estimates of appropriations required for the service of the fiscal year ending June 30, 1927—Continued

General object (title of appropriation), date of acts, references to Statutes at Large, or to Revised Statutes, and estimated amount required for each detailed object				Total amount to be appropriated under each head of appropriation	Amount appropriated for the fiscal year ending June 30, 1926
Military Post Exchanges— For continuing the construction, equipment, and maintenance of suitable buildings at military posts and stations, for the conduct of the post exchange, school, reading, lunch, and amusement rooms; for the conduct and maintenance of libraries, <i>including periodicals and other publications, and subscriptions for newspapers for which payment may be made in advance</i> , service clubs, chapels, and gymnasiums, including repairs to buildings erected at private cost, in the operation of the act approved May 31, 1902, and including salaries and travel for civilians employed in the hostess and library services, and for transportation of books and equipment for these services; for the rental of films, purchase of slides for and making repairs to moving-picture outfits and for similar and other recreational purposes at training and mobilization camps now established or which may be hereafter established (<i>acts May 31, 1902, vol. 32, p. 283; July 11, 1919, vol. 41, p. 118; Feb. 12, 1925, vol. 43, p. 895</i>)				\$83, 800. 00	\$87, 800. 00
	Estimated expenditures, 1927 appropriation	Estimated expenditures, 1926 appropriation	Expended and obligated, 1925		
Field service:					
Salaries and wages—	Average—	Average—	Average—		
Salary range, \$3,800 to \$5,000; average, \$4,400—	No. Salary	No. Salary	No. Salary		
Director of women's relations.....	1 \$4, 000	1 \$4, 000	1 \$4, 000		
Salary range, \$2,100 to \$2,700; average, \$2,400—					
Librarians.....	7 \$2, 386	7 2, 386	6½ 2, 373		
Salary range, \$1,680 to \$2,040; average, \$1,860—					
Hostesses.....	13 1, 740	12 1, 740	13 1, 740		
Salary range, \$600 to \$780; average, \$690—					
Temporary hostesses.....	1 660	4 600	4½ 600		
Total average number of employees.....	21	24	24½		
Total salaries and wages, field service.....	40, 020. 00	44, 020. 00	43, 980. 00		
The difference between 1927 and 1926 is due to decrease in force, \$4,000.					
02 Magazines, periodicals, pamphlets, and newspapers.....	8, 000. 00	8, 000. 00	8, 944. 09		
06 Travel of civilian employees.....	1, 200. 00	1, 200. 00	1, 588. 10		
07 Transportation of books and library equipment.....	810. 00	810. 00	903. 19		
12 Buildings at military posts and stations, for conduct of post exchange, school, library, reading, lunch, and amusement rooms, service clubs, chapels, and gymnasiums, construction and repair of.....	15, 000. 00	15, 000. 00	15, 000. 00		
Equipment:					
3021 Purchase of books.....	17, 770. 00	17, 770. 00	19, 835. 64		
3023 Recreational equipment.....	1, 000. 00	1, 000. 00	2, 451. 08		
30 Total equipment.....	18, 770. 00	18, 770. 00	22, 286. 72		
Total.....	83, 800. 00	87, 800. 00	92, 702. 10		
Total, support of the Regular Army under Adjutant General's Department.....				197, 289. 00	208, 550. 00
DEPARTMENTAL					
Salaries, Adjutant General's Office— Salaries: For personal services in the District of Columbia in accordance with the classification act of 1923; all employees provided for by this paragraph for The Adjutant General's Office of the War Department shall be exclusively engaged on work of that office (<i>act Feb. 12, 1925, vol. 43, p. 895</i>)				1, 392, 620. 00	1, 395, 000. 00
	Estimated expenditures, 1927 appropriation	Estimated expenditures, 1926 appropriation	Expended and obligated, 1925		
Departmental service:					
Salaries—					
Clerical, administrative, and fiscal service—	Average—	Average—	Average—		
Grade 10, \$3,300 to \$3,900; average, \$3,600—	No. Salary	No. Salary	No. Salary		
Junior administrative officer (chief clerk of bureau).....	1 \$3, 600	1 \$3, 587	1 \$3, 390		
Grade 9, \$3,000 to \$3,600; average, \$3,300—					
Senior administrative assistants (assistant chief clerks of bureau).....	2 3, 300	2 3, 297	2 3, 090		
Grade 8, \$2,700 to \$3,300; average, \$3,000—					
Administrative assistants (chief clerks of division).....	6 3, 000	6 2, 948	6 2, 751		
Chief clerk of section.....	1 3, 000	1 2, 994	1 2, 746		
Grade 7, \$2,400 to \$3,000; average, \$2,700—					
Junior administrative assistants (chief clerks of division).....	2 2, 650	2 2, 649	2 2, 509		
Chief clerks of section.....	3 2, 733	3 2, 730	3 2, 500		
Assistant chief clerk of division.....	1 2, 600	1 2, 594	1 2, 363		
Assistant chief clerk of section.....	1 2, 400	1 2, 400	1 2, 219		
Grade 6, \$2,100 to \$2,700; average, \$2,400—					
Principal clerks (assistant chief clerks of division).....	6 2, 468	6 2, 465	5½ 2, 225		
Chief clerks of section.....	16 2, 364	16 2, 354	15½ 2, 163		
Advisory clerks.....	1 2, 400	1 2, 400	2 2, 245		
Administrative assistant to chief clerk of division.....	1 2, 300	1 2, 300	1 2, 263		
Secretary to The Adjutant General.....	1 2, 200	1 2, 200	1 1, 952		

Estimates of appropriations required for the service of the fiscal year ending June 30, 1927—Continued

General object (title of appropriation), date of acts, references to Statutes at Large, or to Revised Statutes, and estimated amount required for each detailed object				Total amount to be appropriated under each head of appropriation	Amount appropriated for the fiscal year ending June 30, 1926
Salaries, Adjutant General's Office—Continued.					
	Estimated expenditures, 1927 appropriation	Estimated expenditures, 1926 appropriation	Expended and obligated, 1925		
Departmental service—Continued.					
Salaries—Continued.					
Clerical, administrative, and fiscal service—Con.	Average—	Average—	Average—		
Grade 5, \$1,860 to \$2,400; average, \$2,111.42—	No. Salary	No. Salary	No. Salary		
Senior clerks (chief clerks of section).....	6 \$2,100	6 \$2,100	6 ¹ / ₂ \$2,066		
Assistant chief clerks of section.....	10 2,100	10 2,100	10 2,025		
Correspondence clerks.....	21 2,081	21 2,097	24 1,988		
Classifier of correspondence.....	1 1,860	1 1,860	1 1,860		
Editorial clerk.....	1 2,100	1 2,100	1 2,100		
Reviewers of correspondence.....	4 2,009	4 2,008	5 1,925		
Grade 4, \$1,680 to \$2,040; average, \$1,860—					
Clerks.....	148 1,850	152 1,850	171 ¹ / ₂ 1,777		
Accounting and auditing assistants.....	2 1,890	2 1,890	2 ¹ / ₂ 1,835		
Grade 3, \$1,500 to \$1,860; average, \$1,680—					
Assistant clerks.....	155 1,646	152 1,662	161 ¹ / ₂ 1,594		
Assistant photographer.....	1 1,860	1 1,860	1 1,860		
Grade 2, \$1,320 to \$1,680; average, \$1,500—					
Junior clerks.....	298 1,400	281 1,407	240 ¹ / ₂ 1,394		
Junior stenographers.....	15 1,433	17 1,418	14 ¹ / ₂ 1,406		
Senior typists.....	16 1,372	18 1,369	11 1,288		
Junior operator, office devices.....	1 1,680	1 1,680	1 1,680		
Grade 1, \$1,140 to \$1,500; average, \$1,320—					
Underclerks.....	35 1,227	55 1,225	45 ¹ / ₂ 1,204		
Junior typists.....	22 1,285	9 1,280	4 ¹ / ₂ 1,197		
Underoperators, office devices.....	11 1,276	14 1,286	7 ¹ / ₂ 1,319		
Subprofessional service—					
Grade 5, \$1,680 to \$2,040; average, \$1,860—					
Library assistant.....	1 1,860	1 1,858	1 1,734		
Grade 4, \$1,500 to \$1,860; average, \$1,680—					
Assistant social service worker.....	1 1,680	1 1,680	1 1,680		
Custodial service—					
Grade 6, \$1,500 to \$1,860; average, \$1,680—					
Mechanics.....	5 1,668	5 1,668	5 1,627		
Grade 4, \$1,140 to \$1,500; average, \$1,320—					
Undermechanics.....	2 1,290	2 1,290	2 1,241		
Head messengers.....	2 1,260	2 1,260	2 1,194		
Grade 3, \$1,020 to \$1,260; average, \$1,140—					
Messengers.....	54 1,131	56 1,131	56 1,078		
Senior laborers.....	4 1,185	4 1,185	4 1,119		
Guards (watchmen).....	4 1,065	4 1,065	4 1,041		
Minor mechanic.....	1 1,020	1 1,020	1 1,020		
Grade 2, \$900 to \$1,140; average, \$1,020—					
Junior laborers.....	18 1,000	16 1,005	16 949		
Minor domestic attendants.....	1 500	2 250	¹ / ₂ 411		
Grade 1, \$600 to \$780; average, \$690—					
Junior messengers.....	11 690	11 690	10 ¹ / ₂ 673		
Total average number of employees.....	892	892	853 ¹ / ₂		
01 Total salaries, departmental service.....	1,392,620	1,395,000	1,312,711		
The difference between 1927 and 1926 is due to reduction in salaries.					
Total under Adjutant General's Department.....				\$1,589,909.00	\$1,603,550.00
INSPECTOR GENERAL'S DEPARTMENT					
DEPARTMENTAL					
Salaries, Office of Inspector General—					
Salaries: For personal services in the District of Columbia in accordance with the classification act of 1923 (<i>act Feb. 12, 1925, vol. 43, p. 895</i>).....					
	Estimated expenditures, 1927 appropriation	Estimated expenditures, 1926 appropriation	Expended and obligated, 1925		
Departmental service:					
Salaries—					
Clerical, administrative, and fiscal service—	Average—	Average—	Average—		
Grade 9, \$3,000 to \$3,600; average, \$3,300—	No. Salary	No. Salary	No. Salary		
Accountant and auditor.....	1 \$3,200.00	1 \$3,200.00	1 \$3,070.83		
Grade 7, \$2,400 to \$3,000; average, \$2,700—					
Junior administrative assistant.....	1 2,600.00	1 2,600.00	1 2,470.83		
Grade 6, \$2,100 to \$2,700; average, \$2,400—					
Principal clerks.....	2 2,300.00	2 2,300.00	2 2,170.83		
Grade 5, \$1,860 to \$2,400; average, \$2,111.42—					
Senior clerk.....	1 2,000.00	1 2,000.00	1 1,902.50		
Grade 4, \$1,680 to \$2,040; average, \$1,860—					
Clerk-stenographer.....	1 1,740.00	1 1,740.00	1 1,722.50		
Clerk.....	1 1,740.00	1 1,740.00	1 1,722.50		
Principal stenographers.....	2 1,740.00	2 1,740.00	2 1,722.50		
Clerk-stenographer.....	1 1,680.00	1 1,680.00	1 1,762.17		
Grade 3, \$1,500 to \$1,860; average, \$1,680—					
Assistant clerks.....	2 1,500.00	2 1,500.00	2 1,519.17		
Custodial service—					
Grade 3, \$1,020 to \$1,260; average, \$1,140—					
Messenger.....	1 1,140.00	1 1,140.00	1 1,122.50		
Total average number of employees.....	13	13	13		
01 Total salaries, departmental service.....	25,180.00	25,180.00	24,598.82		
				25,180.00	25,180.00

Estimates of appropriations required for the service of the fiscal year ending June 30, 1927—Continued

General object (title of appropriation), date of acts, references to Statutes at Large, or to Revised Statutes, and estimated amount required for each detailed object				Total amount to be appropriated under each head of appropriation		Amount appropriated for the fiscal year ending June 30, 1926	
JUDGE ADVOCATE GENERAL'S DEPARTMENT							
DEPARTMENTAL							
Salaries, Office of The Judge Advocate General—							
Salaries: For personal services in the District of Columbia in accordance with the classification act of 1923, \$87,820: <i>Provided, That not to exceed \$25,000 [shall] may be used for the employment of such experts, at rates of pay to be fixed by the Secretary of War, and other employees as may be required by The Judge Advocate General of the Army for the preparation of evidence for use in behalf of the Government in claims or suits filed in Federal courts on account of alleged patent infringements and for like services in connection with other patent matters and for necessary per diem and traveling expenses in connection therewith, as authorized by law (act Feb. 12, 1925, vol. 43, p. 395)</i>				\$87, 820. 00		\$87, 820. 00	
	Estimated expenditures, 1927 appropriation	Estimated expenditures, 1926 appropriation	Expended and obligated, 1925				
Departmental service:							
Salaries—							
Professional service—							
Grade 4, \$3,800 to \$5,000; average, \$4,400—							
Patent examiner	Average— No. 1	Average— Salary \$3,900	Average— No. 1	Average— Salary \$3,900	Average— No. 1	Average— Salary \$3,900	
Grade 2, \$2,400 to \$3,000; average, \$2,700—	1	2,500	1	2,500	1	2,400	
Assistant librarian							
Grade 1, \$1,860 to \$2,400; average, \$2,111.42—	1	2,100	1	2,100	1	2,100	
Junior patent examiner							
Subprofessional service—							
Grade 3, \$1,320 to \$1,680; average, \$1,500—							
Under library assistant	1	1,500	1	1,500	1	1,440	
Clerical, administrative, and fiscal service—							
Grade 3, \$2,700 to \$3,300; average, \$3,000—							
Administrative assistant (chief clerk and solicitor)	1	2,900	1	2,900	1	2,800	
Grade 6, \$2,100 to \$2,700; average, \$2,400—							
Principal clerk	1	2,100	1	2,100	1	2,100	
Grade 5, \$1,860 to \$2,400; average, \$2,111.42—							
Senior clerk	1	1,920	1	1,920	1	1,860	
Grade 4, \$1,680 to \$2,040; average, \$1,860—							
Clerks	3	1,800	3	1,800	3	1,670	
Clerk-stenographers	2	1,830	2	1,830	2	1,775	
Grade 3, \$1,500 to \$1,800; average, \$1,680—							
Assistant clerks	3	1,780	3	1,780	3	1,740	
Assistant clerk-stenographers	9	1,620	9	1,620	10	1,525	
Grade 2, \$1,320 to \$1,680; average, \$1,500—							
Junior clerk	1	1,500	1	1,500	1	1,440	
Junior clerk-typists	3	1,500	3	1,500	2	1,455	
Junior stenographers	5	1,452	5	1,452	5½	1,272	
Grade 1, \$1,140 to \$1,500; average, \$1,320—							
Underclerk					1	1,270	
Underoperator, office devices	1	1,440	1	1,440	1	1,440	
Custodial service—							
Grade 3, \$900 to \$1,260; average, \$1,140—							
Messengers	2	1,110	2	1,110	2	1,065	
Total average number of employees	36		36		37½		
Total salaries, departmental service		62,820		62,820		61,288	
Special services:							
Salaries, unclassified (services as required; duration indetermined)		9,480					
Professional service—							
Grade 4, \$3,800 to \$5,000; average, \$4,400—							
Patent examiners (services as required; duration indetermined)			3	3,800			
Grade 1, \$1,860 to \$2,400; average, \$2,111.42—							
Junior patent examiners (services as required; duration indetermined)			2	1,860			
Subprofessional service—							
Grade 6, \$1,800 to \$2,400; average, \$2,100—							
Senior engineering draftsman	1	2,100	1	2,100	1	2,100	
Clerical, administrative, and fiscal service—							
Grade 6, \$2,100 to \$2,700; average, \$2,400—							
Chief stenographer (services as required; duration indetermined)	1	2,400	1	2,400			
Principal clerk	1	2,100	1	2,100	1	2,100	
Grade 5, \$1,860 to \$2,400; average, \$2,111.42—							
Senior clerk-stenographers	2	1,860	3	1,860	1	1,860	
Miscellaneous services						3,131	
Total average number of employees	5		11		3		
Total special services		19,800		16,280		9,191	
01 Total personal services		82,620		79,100		70,479	
Travel expenses:							
0601 Steam or electric railway fares		1,500		4,320		902	
0602 Fares by water		2,500		1,500		452	
0630 Per diem in lieu of subsistence (in travel status)		1,000		2,000		249	
0650 Sleeping-car fares, etc		200		900			
06 Total travel expenses		5,200		8,720		1,603	
Total		87,820		87,820		72,082	

Estimates of appropriations required for the service of the fiscal year ending June 30, 1927—Continued

General object (title of appropriation), date of acts, references to Statutes at Large, or to Revised Statutes, and estimated amount required for each detailed object	Total amount to be appropriated under each head of appropriation	Amount appropriated for the fiscal year ending June 30, 1926
FINANCE DEPARTMENT		
SUPPORT OF THE REGULAR ARMY		
Pay of the Army—		
Pay of Officers:		
For pay of officers of the line and staff [\$29,809,300] <i>\$29,715,400:</i> [Hereafter no commissioned officer of the Army, Navy, or Marine Corps shall be deprived of his rights to pay and allowances while serving on such duty as the President may direct in the coordination of the business of the Government, as now being conducted by him under the general supervision of the Director of the Bureau of the Budget: <i>Provided, That the number of officers detailed to this duty shall not at any time exceed twenty-six</i>] (acts June 4, 1920, vol. 41, p. 760, sec. 1; June 10, 1922, vol. 42, p. 625, secs. 1-16; Feb. 12, 1925, vol. 43, p. 895)-----	\$29,715,400.00	
For pay of officers, National Guard (same acts)-----	100.00	
For pay of warrant officers (acts July 9, 1918, vol. 40, p. 882, sec. 1; June 4, 1920, vol. 41, p. 761, sec. 1; June 10, 1922, vol. 42, p. 629, sec. 9; Feb. 12, 1925, vol. 43, p. 895)-----	1,801,680.00	
For aviation increase to commissioned and warrant officers of the Army (acts June 4, 1920, vol. 41, pp. 769, 785, secs. 13, 51; June 10, 1922, vol. 42, p. 632, sec. 20; Feb. 12, 1925, vol. 43, p. 895)-----	1,100,000.00	
For additional pay to officers for length of service [\$5,529,998] <i>\$6,010,118: Provided, That in computing for any purpose the length of service of any officer of the Army who was appointed to the United States Military Academy or the United States Naval Academy after August 24, 1912, the time spent at either Academy shall not be counted</i> (acts June 10, 1922, vol. 42, p. 625, sec. 1; Feb. 12, 1925, vol. 43, p. 895)-----	6,010,118.00	
Pay of enlisted men—		
For pay of enlisted men of the line and staff, not including the Philippine Scouts [\$51,090,846] <i>\$48,973,485: Provided, That the total authorized number of enlisted men, not including the Philippine Scouts, shall be one hundred and twenty-five thousand: [Provided further, That hereafter upon the presentation of satisfactory evidence as to his age and upon application for discharge by his parent or guardian presented to the Secretary of War within six months after the date of his enlistment, any man enlisted after July 1, 1925, in the Army under twenty-one years of age who has enlisted without the written consent of his parent or guardian, if any, shall be discharged with the form of discharge certificate and the travel and other allowances to which his service after enlistment shall entitle him]</i> (acts June 4, 1920, vol. 41, p. 761, sec. 1; June 10, 1922, vol. 42, p. 629, sec. 9; Feb. 12, 1925, vol. 43, p. 895)-----	48,973,485.00	
For pay of enlisted men of National Guard (same acts)-----	100.00	
For aviation increase to enlisted men of the Army [<i>Provided, That this appropriation shall not be available for increased pay on flying status to more than seven hundred enlisted men</i>] (acts June 4, 1920, vol. 41, p. 769, sec. 1; June 10, 1922, vol. 42, p. 632, sec. 20; Feb. 12, 1925, vol. 43, p. 895)-----	275,000.00	
For pay of the enlisted men of the Philippine Scouts [\$1,151,232] (acts Feb. 2, 1901, vol. 31, p. 757, sec. 1; Feb. 12, 1925, vol. 43, p. 895)-----	1,000,000.00	
For additional pay for length of service to enlisted men [\$2,500,000] (acts June 10, 1922, vol. 42, p. 632, sec. 16; Feb. 12, 1925, vol. 43, p. 895)-----	2,658,790.00	
Pay of persons with retired status—		
For pay of the officers on the retired list [\$6,600,000] (R. S., p. 218, secs. 1243, 1245; acts May 11, 1903, vol. 35, p. 103, sec. 1; June 10, 1922, vol. 42, p. 625, secs. 1, 17; Feb. 12, 1925, vol. 43, p. 895)-----	6,949,923.00	
For increased pay to retired officers on active duty (acts Nov. 3, 1893, vol. 28, p. 7, sec. 1; Apr. 23, 1904, vol. 33, p. 264, sec. 1; June 12, 1906, vol. 34, p. 245, sec. 1; June 10, 1922, vol. 42, p. 632, sec. 17; Feb. 12, 1925, vol. 43, p. 895)-----	214,470.00	
For pay of retired enlisted men [\$8,028,926] (acts Mar. 2, 1907, vol. 34, p. 1217, sec. 1; June 10, 1922, vol. 42, p. 625, secs. 9-17; Feb. 12, 1925, vol. 43, p. 895)-----	8,887,735.00	
For increased pay and allowances of retired enlisted men on active duty [\$10,080] (acts June 10, 1922, vol. 42, p. 632, sec. 17; Feb. 12, 1925, vol. 43, p. 895)-----	10,000.00	
For pay of retired pay clerks [\$10,125] (acts Mar. 3, 1911, vol. 36, p. 1044, sec. 1; Aug. 11, 1915, vol. 39, p. 493, sec. 1; June 27, 1918, vol. 40, p. 623, sec. 1; Feb. 12, 1925, vol. 43, p. 895)-----	7,500.00	
For pay of retired veterinarians (acts Mar. 3, 1911, vol. 36, p. 1042, sec. 1; Feb. 12, 1925, vol. 43, p. 895)-----	3,570.00	

Estimates of appropriations required for the service of the fiscal year ending June 30, 1927—Continued

General object (title of appropriation), date of acts, references to Statutes at Large, or to Revised statutes, and estimated amount required for each detailed object	Total amount to be appropriated under each head of appropriation	Amount appropriated for the fiscal year ending June 30, 1926
Pay of the Army—Continued.		
Pay of Army field clerks and civil-service messengers at headquarters of the several territorial departments, corps areas, Army and corps headquarters, territorial districts, tactical divisions and brigades, service schools, camps and ports of embarkation and debarkation:		
Army field clerks—		
Seven, at \$2,000 each (<i>act Feb. 12, 1925, vol. 43, p. 895</i>); thirty-two at \$1,800 each (<i>same act</i>); fifty-three, at \$1,600 each (<i>same act</i>); seventy, at \$1,400 each (<i>same act</i>); [sixty-two] fifty-three, at \$1,200 each (<i>same act</i>); sixty-five messengers, at [\$960] \$1,080 each (<i>same act</i>); in all [\$391,200]-----	\$388, 200. 00	
No clerk, messenger, or laborer at headquarters of tactical divisions, military departments, brigades, service schools, and office of the Chief of Staff shall be assigned to duty in any bureau of the War Department (<i>act Feb. 12, 1925, vol. 43, p. 895</i>).		
For pay and allowances of contract surgeons [\$41,100] (<i>acts Feb. 2, 1901, vol. 31, p. 752, sec. 1; June 10, 1922, vol. 42, p. 625, sec. 1; Feb. 12, 1925, vol. 43, p. 895</i>)-----	45, 457. 00	
For pay of nurses [\$722,380] (<i>acts July 9, 1918, vol. 40, p. 879, sec. 1; June 10, 1922, vol. 42, p. 631, sec. 13; Feb. 12, 1925, vol. 43, p. 895</i>)-----	726, 100. 00	
For pay of hospital matrons (<i>R. S., 1277; act Feb. 12, 1925, vol. 43, p. 895</i>)-----	960. 00	
For expenses of courts-martial, courts of inquiry, military commissions, retiring boards, and compensation of reporters and witnesses attending same, and expenses of taking depositions and securing other evidence for use before the same (<i>R. S., 1287; acts Aug. 24, 1912, vol. 37, p. 575; Feb. 12, 1925, vol. 43, p. 895</i>)-----	70, 000. 00	
For the apprehension, securing, and delivering of soldiers absent without leave and of deserters, including escaped military prisoners, and the expenses incident to their pursuit; and no greater sum than \$50 for each deserter or escaped military prisoner shall, in the discretion of the Secretary of War, be paid to any civil officer or citizen for such services and expenses; for a donation of \$10 to each prisoner discharged otherwise than honorably upon his release from confinement under court-martial sentence involving dishonorable discharge (<i>R. S. 1137; act Feb. 12, 1925, vol. 43, p. 900</i>)-----	166, 000. 00	
For rental allowances, including allowances for quarters for enlisted men on duty where public quarters are not available [\$6,200,000] (<i>acts June 10, 1922, vol. 42, p. 628, sec. 6; Feb. 12, 1925, vol. 43, p. 895</i>)-----	5, 961, 010. 00	
For subsistence allowances, [\$5,550,000] (<i>acts June 10, 1922, vol. 42, p. 628, sec. 5; Feb. 12, 1925, vol. 43, p. 895</i>)-----	5, 600, 000. 00	
For interest on soldiers' deposits, [\$100,000] (<i>R. S. 1306; act Feb. 12, 1925, vol. 43, p. 895</i>)-----	75, 000. 00	
For payment of exchange by officers serving in foreign countries and when specially authorized by the Secretary of War, by officers disbursing funds pertaining to the War Department when serving in Alaska, and all foreign money received shall be charged to and paid out by disbursing officers of the Army at the legal valuation fixed by the Secretary of the Treasury, [\$3,000] (<i>acts Aug. 29, 1916, vol. 39, p. 629, sec. 1; Feb. 12, 1925, vol. 43, p. 895</i>)-----	1, 000. 00	
For additional pay to officers below the grade of major required to be mounted and who furnish their own mounts [\$100,000] (<i>acts May 11, 1908, vol. 35, p. 108, sec. 1; Feb. 12, 1925, vol. 43, p. 895</i>)-----	175, 000. 00	
	\$120, 816, 598. 00	\$121, 304, 067. 00
<p>All the money hereinbefore appropriated for pay of the Army shall be disbursed and accounted for as pay of the Army and for that purpose shall constitute one fund: <i>Provided</i>, That under this provision no amount shall be used for the employment of any additional persons over the number for which the specific appropriations herein provide.</p> <p>None of the money appropriated in this act shall be used to pay any officer on the retired list of the Army who for himself or for others engages in the selling, contracting for the sale of, negotiating for the sale of, or furnishing to the Army or the War Department any supplies, materials, equipment, lands, buildings, plants, vessels, or munitions. None of the money appropriated in this act shall be paid to any officer on the retired list of the Army who, having been retired before reaching the age of sixty-four, is employed in the United States or its possessions by any individual, partnership, corporation, or association regularly or frequently engaged in making direct sales of any merchandise or material to the War Department or the Army (<i>act Feb. 12, 1925, vol. 43, p. 895</i>).</p>		

Estimates of appropriations required for the service of the fiscal year ending June 30, 1927—Continued

General object (title of appropriation), date of acts, references to Statutes at Large, or to Revised statutes, and estimated amount required for each detailed object				Total amount to be appropriated under each head of appropriation	Amount appropriated for the fiscal year ending June 30, 1926
Pay of the Army—Continued.					
	Estimated expenditures, 1927 appropriation	Estimated expenditures, 1926 appropriation	Expended and obligated, 1925		
0111 Contract surgeons.....	\$45,457	\$41,100	\$40,000		
0121 Pay of officers.....	29,715,400	29,809,300	30,125,000		
0121 Pay of officers, National Guard.....	100				
0121 Longevity increase, officers.....	6,010,118	6,000,000	5,986,120		
0121 Philippine scouts.....	1,000,000	1,151,232	966,752		
0121 Active duty, retired officers.....	214,470	214,470	196,470		
0122 Warrant officers.....	1,801,680	1,801,680	1,856,835		
0122 Aviation increase, officers.....	1,100,000	1,100,000	1,107,000		
0123 Pay of enlisted men.....	48,973,485	49,648,495	50,294,549		
0123 Pay, enlisted men, National Guard.....	100				
0123 Aviation increase, enlisted men.....	275,000	275,000	245,000		
0123 Longevity increase, enlisted men.....	2,658,790	2,700,000	2,679,000		
0123 Active duty, retired enlisted men.....	10,000	10,080	12,250		
0124 Nurses.....	726,100	722,380	691,000		
0124 Hospital matrons.....	960	960	420		
0125 Army field clerks and messengers.....	388,200	391,200	362,000		
0140 Rental allowances, officers and others.....	5,111,010	5,125,000	5,009,980		
0140 Rental allowance, enlisted men.....	850,000	850,000	976,000		
0140 Subsistence allowance.....	5,600,000	5,586,000	5,583,604		
0140 Pay for mounts.....	175,000	175,000	163,000		
0150 Courts martial, courts of inquiry, military commissions, etc.....	70,000	70,000	70,000		
01 Total personal services.....	104,725,870	105,671,897	106,364,980		
Special and miscellaneous current expenses:					
1328 Pay of exchange.....	1,000	1,000	1,950		
1340 Rewards for apprehension and delivery of deserters and escaped military prisoners.....	140,000				
1340 Rewards for apprehension and delivery of draft deserters.....	1,000				
13 Total special and miscellaneous current expenses.....	142,000	1,000	1,950		
20 Interest on soldiers' deposits.....	75,000	100,000	40,000		
Pensions, retirements, etc.:					
2111 Retired officers.....	6,949,923	6,912,573	6,908,337		
2111 Retired enlisted men.....	8,887,735	8,606,870	8,132,053		
2111 Retired pay clerks.....	7,500	8,157	8,157		
2111 Retired veterinarians.....	3,570	3,570	3,570		
21 Total pensions, retirements, etc.....	15,848,728	15,531,170	15,052,117		
2230 Donation of \$10 to discharged military prisoners.....	25,000				
Total.....	120,816,598	121,304,067	121,459,047		
Mileage of the Army—					
For mileage, reimbursement of actual traveling expenses, or per diem allowances in lieu thereof, as authorized by law, to commissioned officers, warrant officers, contract surgeons, expert accountant, Inspector General's Department, Army field clerks and field clerks of the Quartermaster Corps, when authorized by law, [and officers and other members of the military establishment named in this paragraph performing travel on Government-owned vessels for which no transportation fare is charged shall be entitled only to reimbursement of actual and necessary expenses incurred] (<i>acts June 12, 1906, vol. 34, p. 246, sec. 1; June 10, 1922, vol. 42, p. 631, sec. 12; Feb. 12, 1925, vol. 43, p. 895</i>)				\$775,000.00	\$800,000.00
	Estimated expenditures, 1927 appropriation	Estimated expenditures, 1926 appropriation	Expended and obligated, 1925		
06 Payment of mileage.....	\$775,000	\$800,000	\$879,015		
Finance Service—					
For compensation of clerks and other employees of the Finance Department [\$1,406,849] \$1,120,000: <i>Provided, That</i> [\$250,000], \$44,980 of this amount shall be available only for the compensation and traveling expenses of clerks and other employees engaged on work pertaining to the audit of World War contracts, and of this amount not to exceed [\$25,000], \$5,000 shall be available for personal services in the Office of the Chief of Finance, War Department (<i>acts June 4, 1920, vol. 41, p. 766; Feb. 12, 1925, vol. 43, p. 897</i>)				1,120,000.00	1,406,849.00

Estimates of appropriations required for the service of the fiscal year ending June 30, 1927—Continued

General object (title of appropriation), date of acts, references to Statutes at Large, or to Revised Statutes, and estimated amount required for each detailed object	Estimated expenditures, 1927 appropriation		Estimated expenditures, 1926 appropriation		Expended and obligated, 1925		Total amount to be appropriated under each head of appropriation	Amount appropriated for the fiscal year ending June 30, 1926
Finance Service—Continued.								
Departmental:								
Salaries—								
- Clerical, administrative, and fiscal service—								
Grade 4, \$1,680 to \$2,040; average, \$1,860—	Average—		Average—		Average—			
Clerks.....	No.	Salary	No.	Salary	No.	Salary		
Grade 3, \$1,500 to \$1,860; average, \$1,680—								
Assistant clerk.....			1	1,680	1	1,680		
Grade 2, \$1,320 to \$1,680; average, \$1,500—								
Junior clerks.....	1	\$1,680	2	1,500	2	1,500		
Junior stenographers.....			4	1,620	4	1,620		
Custodial service—								
Grade 3, \$1,020 to \$1,260; average, \$1,140—								
Messenger.....			1	1,020	1	1,020		
Total number of employees.....	1		11		12			
Total salaries.....		1,680.00		18,120.00		18,434.17		
Field service:								
Salaries and wages—								
Salary range, \$3,800 to \$5,000; average, \$4,400—								
Contract attorney.....	1	4,400	1	4,400	1	4,400		
Senior contract auditors.....	1	4,000	1	4,000	3	4,067		
Salary range, \$3,300 to \$3,900; average, \$3,600—								
Senior contract auditor.....					1	3,600		
Salary range, \$3,000 to \$3,600; average, \$3,300—								
Senior contract auditors.....	2	3,000	4	3,000	4	3,000		
Salary range, \$2,700 to \$3,300; average, \$3,000—								
Chief clerks.....	7	2,700	7	2,700	7	2,700		
Principal clerks.....	2	2,800	3	2,767	2	2,700		
Junior contract auditors.....	1	2,700	1	2,700	7	2,758		
Clerks.....	14	2,708	17	2,723	15	2,713		
Salary range, \$2,400 to \$3,000; average, \$2,700—								
Chief clerks.....	2	2,450	2	2,450	2	2,450		
Principal clerks.....	1	2,500	2	2,500	2	2,500		
Rate clerk.....	1	2,500	1	2,500	1	2,500		
Clerks.....	11	2,446	11	2,446	14	2,457		
Salary range, \$2,100 to \$2,700; average, \$2,400—								
Principal clerks.....	2	2,250	2	2,250	2	2,250		
Junior contract auditors.....			7	2,285	7	2,285		
Rate clerks.....	4	2,225	4	2,225	4	2,245		
Clerks.....	20	2,272	24	2,270	22	2,294		
Salary range, \$1,860 to \$2,400; average, \$2,100—								
Senior contract auditors.....			1	2,100	2	2,100		
Principal clerks.....	3	2,060	3	2,060	3	2,060		
Junior contract auditors.....	1	2,040	6	2,047	10	2,036		
Rate clerks.....	21	2,037	21	2,037	21	2,037		
Clerks.....	50	2,070	63	2,066	73	2,066		
Foreman of laborers.....	1	1,980	1	1,980	1	1,980		
Salary range, \$1,680 to \$2,040; average, \$1,860—								
Principal clerk.....	1	1,860	1	1,860	1	1,860		
Junior contract auditors.....			2	1,800	8	1,800		
Rate clerks.....	12	1,860	12	1,860	12	1,860		
Clerks.....	62	1,855	74	1,853	72	1,847		
Multigraph operator.....	1	1,860	1	1,860	1	1,860		
Salary range, \$1,500 to \$1,860; average, \$1,680—								
Junior contract auditors.....			1	1,640	5	1,638		
Addressograph operator.....	1	1,680	1	1,680	1	1,680		
Comptometer operator.....	1	1,620	1	1,620	1	1,620		
Clerks.....	140	1,675	170	1,673	165	1,669		
Salary range, \$1,320 to \$1,680; average, \$1,500—								
Addressograph operators.....	3	1,480	4	1,470	4	1,470		
Multigraph operator.....	1	1,500	1	1,500	1	1,500		
Comptometer operator.....	1	1,440	1	1,440	1	1,440		
Typewriter repairman.....	1	1,500	1	1,500	1	1,500		
Clerks.....	220	1,498	256	1,490	329	1,478		
Salary range, \$1,140 to \$1,500; average, \$1,320—								
Clerks.....	27	1,320	32	1,321	14	1,334		
Skilled laborers.....	2	1,380	2	1,380	2	1,380		
Messengers.....	5	1,200	5	1,200	3	1,200		
Laborer.....			1	1,220	1	1,220		
Salary range, \$1,020 to \$1,260; average, \$1,140—								
Clerks.....			1	1,140	4	1,110		
Messengers.....	4	1,095	5	1,104	5	1,092		
Salary range, \$900 to \$1,140; average, \$1,020—								
Clerk.....	1	1,020	1	1,020	1	1,020		
Messengers.....	7	1,020	7	1,020	8	1,012		
Unskilled laborers.....	2	1,020	2	1,020	2	1,020		
Salary range, \$780 to \$1,020; average, \$900—								
Clerks.....	2	900	2	900	2	900		
Salary range, \$600 to \$780; average, \$690—								
Clerks.....	2	690	2	690	2	690		

66010—25†—61

Estimates of appropriations required for the service of the fiscal year ending June 30, 1927—Continued

General object (title of appropriation), date of acts, references to Statutes at Large, or to Revised Statutes, and estimated amount required for each detailed object				Total amount to be appropriated under each head of appropriation	Amount appropriated for the fiscal year ending June 30, 1926
Finance Service—Continued.					
	Estimated expenditures, 1927 appropriation	Estimated expenditures, 1926 appropriation	Expended and obligated, 1925		
Field service—Continued.					
Salaries and wages—Continued.					
Salary range, \$420 to \$600; average, \$510—	Average— No. Salary	Average— No. Salary	Average— No. Salary		
Messenger	1 \$420	1 \$420	1 \$420		
Salary range, \$240 to \$420; average, \$330—					
Messenger	1 400	1 400	1 400		
Salary range, less than \$240—					
Messenger	1 180	1 180			
Director of welfare service	1 1	1 1	1 1		
Chairman, War Credits Board	1 1	1 1	1 1		
Assistant, War Credits Board	1 1	1 1	1 1		
Total number of employees	647	774	865		
Total salaries	1,112,320.00	1,336,479.00	1,477,754.28		
Difference between 1927 and 1926 is due to—					
Transfer of salaries to office, Chief of Finance				\$34,540	
Reduction in personnel				227,309	
Total decrease	261,849				
Travel expenses:					
0615 Transportation	2,000.00	9,000.00	10,088.25		
0616 Subsistence	4,000.00	18,250.00	20,490.48		
06 Total travel expenses	6,000.00	27,250.00	30,578.73		
Total	1,120,000.00	1,381,849.00	1,526,767.18		
Claims for Damages to and Loss of Private Property—					
For payment of claims not exceeding \$500 each in amount for damages to or loss of private property incident to the training, practice, operation, or maintenance of the Army that have accrued, or may hereafter accrue, from time to time, \$25,000: <i>Provided</i> , That settlement of such claims shall be made by the General Accounting Office, upon the approval and recommendation of the Secretary of War, where the amount of damages has been ascertained by the War Department, and payment thereof will be accepted by the owners of the property in full satisfaction of such damages (<i>act Feb. 12, 1925, vol. 43, p. 897</i>)				\$25,000.00	\$25,000.00
	Estimated expenditures, 1927 appropriation	Estimated expenditures, 1926 appropriation	Expended and obligated, 1925		
53 Claims for damages to and loss of private property	\$25,000	\$27,306	\$25,621		
Claims of Officers, Enlisted Men, and Nurses of the Army for Destruction of Private Property—					
For the payment of claims of officers, enlisted men, and nurses of the Army for private property lost, destroyed, captured, abandoned, or damaged in the military service of the United States, under the provisions of an act approved Mar. 4, 1921 (<i>act Feb. 12, 1925, vol. 43, p. 898</i>)				50,000.00	75,000.00
	Estimated expenditures, 1927 appropriation	Estimated expenditures, 1926 appropriation	Expended and obligated, 1925		
53 Destruction of private property	\$50,000	\$75,000	\$50,000		
Total, support of the Regular Army under Finance Department				122,786,598.00	123,610,916.00

Estimates of appropriations required for the service of the fiscal year ending June 30, 1927—Continued

General object (title of appropriation), date of acts, references to Statutes at Large, or to Revised Statutes, and estimated amount required for each detailed object				Total amount to be appropriated under each head of appropriation	Amount appropriated for the fiscal year ending June 30, 1926
DEPARTMENTAL					
Salaries, Office Chief of Finance— Salaries: For personal services in the District of Columbia in accordance with the classification act of 1923 (<i>act Feb. 12, 1925, vol. 43, p. 898</i>)				\$350, 820. 00	\$316, 280. 00
Departmental service:	Estimated expenditures, 1927 appropriation	Estimated expenditures, 1926 appropriation	Expended and obligated, 1925		
Salaries, office Chief of Finance—					
Professional and scientific service—					
Grade 4, \$3,800 to \$5,000; average, \$4,400—	Average— No. 1 Salary \$5,000	Average— No. 1 Salary \$5,000	Average— No. 1 Salary \$5,000		
Attorney (assistant to chief).....	1 3,600	1 3,600	1 3,500		
Clerical, administrative, and fiscal service—					
Grade 10, \$3,300 to \$3,900; average, \$3,600—					
Junior administrative officer (auditor).....	1 3,300	1 3,300	1 3,300		
Grade 9, \$3,000 to \$3,600; average, \$3,300—					
Senior administrative assistant (chief clerk).....	1 3,000	1 3,000	1 3,000		
Senior administrative assistant (chief of division).....			1 3,012		
Grade 7, \$2,400 to \$3,000; average, \$2,700—					
Junior administrative assistants (chiefs of division).....	8 2,625	7 2,614	5 2,700		
Grade 6, \$2,100 to \$2,700; average, \$2,400—					
Principal clerks (branch chiefs).....	10 2,240	9 2,244	12 1,830		
Grade 5, \$1,860 to \$2,400; average, \$2,100—					
Senior clerks.....	16 2,021	16 2,021	14 2,009		
Grade 4, \$1,680 to \$2,040; average, \$1,860—					
Clerks.....	26 1,846	25 1,838	25 1,829		
Grade 3, \$1,500 to \$1,860; average, \$1,680—					
Assistant clerks.....	79 1,615	61 1,639	66 1,623		
Senior stenographers.....	9 1,646	9 1,646	9 1,640		
Grade 2, \$1,320 to \$1,680; average, \$1,500—					
Junior clerks.....	33 1,480	33 1,480	31 1,496		
Junior stenographers.....	10 1,530	10 1,530	10 1,524		
Grade 1, \$1,140 to \$1,500; average, \$1,320—					
Underclerk.....	1 1,200	1 1,200	1 1,438		
Custodial service—					
Grade 3, \$1,020 to \$1,380; average, \$1,140—					
Messengers.....	4 1,065	4 1,065	4 1,050		
Total average number of employees.....	200	179	181		
Total salaries, departmental service.....	350, 820. 00	316, 280. 00	312, 389. 00		
The increase of \$34,540 over the amount appropriated for the fiscal year 1926 is required to cover the pay roll for personnel, consisting of 21 employees in tabulating section, Finance Office, United States Army, transferred to the Office Chief of Finance. A like amount has been deducted from "Finance service."					
TRUST FUND					
Pay of the Army, Deposit Fund— So much as may be necessary to pay back such deposits (soldiers' deposits) as may not be repaid on June 30, 1906, as shown by the books of the office of the Chief of Finance, said sum to be transferred in the Treasury Department from the pay of the Army to the credit of the deposit fund created by section 1305 of the Revised Statutes, as herein amended. That section 1305 of the Revised Statutes of the United States is hereby amended, to take effect July 1, 1906, and to read as follows: "Sec. 1305. Any enlisted man of the Army may deposit his savings, in sums not less than \$5, with any Army paymaster, who shall furnish him a deposit book, in which shall be entered the name of the paymaster and of the soldier, and the amount, date, and place of such deposit. The amount so deposited shall be accounted for in the same manner as other public funds, and shall be deposited in the Treasury of the United States and kept as a separate fund, known as pay of the Army deposit fund, repayment of which to the enlisted man on discharge from the service shall be made out of the fund created by said deposits, and shall not be subject to forfeiture by sentence of court-martial, but shall be forfeited by desertion, and shall not be permitted to be paid until final payment on discharge, or to the heirs or representatives of a deceased soldier, and that such deposits be exempt from liability for such soldier's debts: <i>Provided</i> , That the Government shall be liable for the amount deposited to the persons so depositing the same." (<i>Act June 12, 1906, vol. 34, pp. 245, 246, sec. 1</i>)				900, 000. 00	900, 000. 00
52 Repayment of deposits.....	\$900, 000. 00	\$900, 000. 00	\$1, 118, 151. 54		
Total under Finance Department.....				124, 037, 418. 00	124, 827, 196. 00

Estimates of appropriations required for the service of the fiscal year ending June 30, 1927—Continued

General object (title of appropriation), date of acts, references to Statutes at Large, or to Revised Statutes, and estimated amount required for each detailed object	Total amount to be appropriated under each head of appropriation	Amount appropriated for the fiscal year ending June 30, 1926
QUARTERMASTER CORPS		
SUPPORT OF THE REGULAR ARMY		
<i>Subsistence of the Army—</i>		
<p>Purchase of subsistence supplies: For issue as rations to troops, including retired enlisted men when ordered to active duty, civilian employees when entitled thereto, hospital matrons, applicants for enlistment while held under observation, general prisoners of war (including Indians held by the Army as prisoners, but for whose subsistence appropriation is not otherwise made), Indians employed by the Army as guides and scouts, and general prisoners at posts; for the subsistence of the masters, officers, crews, and employees of the vessels of the Army Transport Service; hot coffee for troops traveling when supplied with cooked or travel rations; meals for recruiting parties and applicants for enlistment while under observation; for sales to officers, including members of the Officers' Reserve Corps while on active duty, and enlisted men of the Army: <i>Provided</i>, That the sum of \$12,000 is authorized to be expended for supplying meals or furnishing commutation of rations to enlisted men of the Regular Army and the National Guard while competitors in the national rifle match: <i>Provided further</i>, That no competitor shall be entitled to commutation of rations in excess of \$1.50 per day, and when meals are furnished no greater expense than that sum per man per day for the period the contest is in progress shall be incurred. For payments: Of the regulation allowances of commutation in lieu of rations to enlisted men on furlough, enlisted men when stationed at places where rations in kind can not be economically issued, including retired enlisted men when ordered to active duty and when traveling on detached duty where it is impracticable to carry rations of any kind, enlisted men selected to contest for places or prizes in department and Army rifle competitions when traveling to and from places of contest, applicants for enlistment and general prisoners while traveling under orders. For payment of the regulation allowances of commutation in lieu of rations for enlisted men, applicants for enlistment while held under observation, civilian employees who are entitled to subsistence at public expense, and general prisoners while sick in hospitals, to be paid to the surgeon in charge; advertising; for providing prizes to be established by the Secretary of War for enlisted men of the Army who graduate from the Army schools for bakers and cooks, the total amount of such prizes at the various schools not to exceed \$900 per annum; and for other necessary expenses incident to the purchase, testing, care, preservation, issue, sale, and accounting for subsistence supplies for the Army; in all, \$12,935,000 <i>\$16,109,908.00</i>.</p> <p>None of the funds appropriated in this act shall be used for the payment of expenses of operating sales commissaries other than in Alaska, Philippine Islands, and China, at which the prices charged do not include the customary overhead costs of freight, handling, storage, and delivery, notwithstanding the provisions of the act of July 5, 1884.</p> <p>None of the funds appropriated in this act shall be used for payment of expenses of operating any utility of the War Department selling services or supplies at which the cost of the services or supplies so sold does not include all customary overhead costs of labor, rent, light, heat, and other expenses properly chargeable to the conduct of such utility (<i>R. S.</i>, p. 207; <i>acts Aug. 24, 1912, vol. 37, p. 591; Feb. 12, 1925, vol. 43, p. 898</i>)</p>		
	\$16, 109, 908. 00	\$12, 935, 000. 00

	Estimated expenditures, 1927 appropriation	Estimated expenditures, 1926 appropriation	Expended and obligated, 1925
Supplies and materials:			
0260 Rations for troops; retired enlisted men when ordered to active duty, civilian employees when entitled thereto, hospital matrons, applicants for enlistment while under observation; general prisoners of war, including Indians held by the Army as prisoners, but for whose subsistence appropriation is not otherwise made; Indians employed as guides and scouts, and general prisoners at posts, masters, officers, crews, and employees of the vessels of the Army	\$14, 048, 896	\$12, 804, 967	\$14, 342, 925
0260 Subsistence of masters, officers, crews, and employees of the vessels of the Army Transport Service	227, 450	227, 450	246, 780
0284 Prizes for school graduates		900	
02 Total supplies and materials	14, 276, 346	13, 033, 317	14, 589, 685
Subsistence and support of persons:			
0300 Hot coffee for troops when traveling, when supplied with cooked or travel rations (except recruits and recruiting parties)	2, 000	2, 000	2, 494
0300 Hot coffee for recruits while on travel status	6, 307	6, 307	6, 000
0300 Meals for recruiting parties (not including applicants for enlistment)	592, 980	596, 982	558, 751

Estimates of appropriations required for the service of the fiscal year ending June 30, 1927—Continued

General object (title of appropriation), date of acts, references to Statutes at Large, or to Revised Statutes, and estimated amount required for each detailed object				Total amount to be appropriated under each head of appropriation	Amount appropriated for the fiscal year ending June 30, 1926
<i>Subsistence of the Army—Continued.</i>					
	Estimated expenditures, 1927 appropriation	Estimated expenditures, 1926 appropriation	Expended and obligated, 1925		
Subsistence and support of persons—Con.					
0300 Meals for applicants for enlistment while under observation.....	\$54,750	\$47,964	\$20,000		
0340 Commutation of rations or meals (except for cadets of the Military Academy).....	1,747,105	1,416,430	2,325,403		
0340 Commutation of rations for cadets of the United States Military Academy.....			196,165		
03 Total subsistence and support of persons.....	2,403,142	2,069,683	3,108,813		
09 Advertising.....	200	200	46		
Special and miscellaneous current expenses:					
1380 Customs duties.....	5,000	5,000	7,000		
1380 Necessary expenses incident to the purchase, testing, care, preservation, issue, sale, and accounting for subsistence supplies.....	109,876	118,125	145,894		
13 Total special and miscellaneous current expenses.....	114,876	123,125	152,894		
Total.....	16,794,564	15,226,325	17,851,438		
Deduct on account unexpended balance of funds received from sales.....	205,000	2,291,325	3,214,620		
Total.....	16,589,564	12,935,000	14,636,818		
Deduct on account of excess subsistence stocks on hand June 30, 1926, based on an average ration cost of \$0.33 for the fiscal year 1926.....	479,656				
Net total.....	16,109,908	12,935,000	14,636,818		

Regular Supplies of the Army—

Regular supplies of the Army: Regular supplies of the Quartermaster Corps, including their care and protection; construction and repair of military reservation fences; stoves and heating apparatus required for the use of the Army for heating offices, hospitals, barracks and quarters, and recruiting stations, and United States disciplinary barracks; also ranges, stoves, coffee roasters, and appliances for cooking and serving food at posts in the field and when traveling, and repair and maintenance of such heating and cooking appliances [and the necessary power for the operation of moving-picture machines]; authorized issues of candles and matches; for furnishing heat and light for the authorized allowance of quarters for officers, enlisted men, warrant officers, and field clerks, including retired enlisted men when ordered to active duty, contract surgeons when stationed at and occupying public quarters at military posts, officers of the National Guard attending service and garrison schools, and for recruits, guards, hospitals, storehouses, offices, the buildings erected at private cost, in the operation of the act approved May 31, 1902, and buildings for a similar purpose on military reservations authorized by War Department regulations; for sale to officers, and including also fuel and engine supplies required in the operation of modern batteries at established posts; for post bakeries, including bake ovens and apparatus pertaining thereto and the repair thereof; for ice machines and their maintenance where required for the health and comfort of the troops, and for ice for issue to organizations of enlisted men and offices at such places as the Secretary of War may determine, and for preservation of stores; [materials for cleaning and preserving ordnance and ordnance stores except at establishments under the direct control of the Chief of Ordnance;] for cold storage; for the construction and maintenance of laundries at military posts in the United States and its island possessions; authorized issues of soap, toilet paper, and towels; for the necessary furniture, textbooks, paper, and equipment for the post schools and libraries, and for schools for noncommissioned officers; for the purchase and issue of instruments, office furniture, stationery, and other authorized articles for the use of officers' schools at the several military posts; for purchase of commercial newspapers, market reports, and so forth; for the tableware and mess furniture for kitchens and mess halls, each and all for the enlisted men, including recruits; for forage, salt, and vinegar for the horses, mules, oxen, and other draft and riding animals of the Quartermaster Corps at the several posts and stations and with the armies in the field, for the horses of the several regiments of Cavalry and batteries of Artillery and such companies of Infantry and Scouts as may be mounted, and for remounts and for the authorized number of officers' horses, including bedding for the animals; for seeds and implements required for the raising of forage at remount depots and on military reservations in the Hawaiian, [and] Philippine [Islands], and Panama Canal Departments; and for labor and expenses incident thereto, including,

Estimates of appropriations required for the service of the fiscal year ending June 30, 1927—Continued

General object (title of appropriation), date of acts, references to Statutes at Large, or to Revised Statutes, and estimated amount required for each detailed object	Total amount to be appropriated under each head of appropriation			Amount appropriated for the fiscal year ending June 30, 1926
Regular Supplies of the Army—Continued.				
when specifically authorized by the Secretary of War, the cost of irrigation; for the purchase of implements and hire of labor for the harvesting of natural hay on military reservations; for straw for soldiers' bedding, stationery, typewriters and exchange of same, including blank books and blank forms for the Army, certificates for discharged soldiers, and for printing department orders and reports [\$12,626,965], \$11,634,391, of which amount not exceeding \$8,500,000 shall be immediately available for the procurement of fuel for the service of the fiscal year 1927. (R. S., pp. 206, 221; act Feb. 12, 1925, vol. 43, p. 899)	\$11, 634, 391. 00			\$12, 626, 965. 00
	Estimated expenditures, 1927 appropriation	Estimated expenditures, 1926 appropriation	Expended and obligated, 1925	
Field service:				
Salaries and wages—	<i>Average—</i>	<i>Average—</i>	<i>Average—</i>	
Salary range, \$3,300 to \$3,900; average, \$3,600—	No. 1 Salary \$3,600	No. 1 Salary \$3,600	No. 1 Salary \$3,600	
Ice and refrigeration plant operator.....	1 3,000	1 3,000	1 3,000	
Salary range, \$3,000 to \$3,600; average, \$3,300—				
Ice and refrigeration plant operator.....	1 2,800	1 2,800	1 2,800	
Salary range, \$2,700 to \$3,300; average, \$3,000—				
Lighting-plant operators.....	2 2,730	2 2,730	2 2,730	
Heating-plant operators.....	5 2,700	5 2,700	5 2,700	
Ice and refrigeration-plant operator.....	1 2,700	1 2,700	1 2,700	
Electrician.....	1 2,700	1 2,700	1 2,688	
Salary range, \$2,400 to \$3,000; average, \$2,700—				
Linotype operator.....	1 2,640	1 2,640	1 2,640	
Foreman printer.....	3 2,520	3 2,520	3 2,520	
Heating-plant operators.....	8 2,450	8 2,450	8 2,354	
Ice and refrigeration plant operator.....	1 2,400	1 2,400	1 2,400	
Salary range, \$2,100 to \$2,700; average, \$2,400—				
Linotype operator.....	1 2,250	1 2,250	1 2,250	
Superintendent of plants.....	1 2,240	1 2,240	1 2,240	
Mechanic.....	1 2,240		1 2,240	
Steamfitters.....	3 2,180	3 2,180	3 2,180	
Heating-plant operators.....	12 2,150	12 2,150	12 2,004	
Elevator repairman.....	1 2,140	1 2,140	1 2,140	
Electricians.....	22 2,147	23 2,128	24 2,097	
Lighting-plant operators.....	1 2,100	2 2,100	3 2,146	
Linemen.....	1 2,100	1 2,100	1 1,920	
Printer.....	1 2,100	1 2,100	1 2,100	
Typewriter repairman.....	1 2,100	1 2,100	1 2,100	
Ice and refrigeration plant operators.....	6 2,060	6 2,060	6 2,060	
Salary range, \$1,860 to \$2,400; average, \$2,100—				
Foreman printer.....	1 2,040	1 2,040	1 2,040	
Pressman.....	1 2,040	1 2,040	1 2,040	
Linotype operators.....	3 2,040	3 2,040	3 2,040	
Printers.....	3 2,040	4 2,040	4 2,040	
General mechanics.....			4 2,025	
Typewriter repairmen.....	4 2,000	4 2,000	4 2,000	
Elevator mechanics.....		2 2,000	2 2,000	
Steamfitters.....	5 1,960	6 1,950	6 1,930	
Lighting-plant operators.....	3 1,860	3 1,920	3 1,860	
Heating-plant operators.....	20 1,914	20 1,914	25 1,927	
Electricians.....	29 1,910	29 1,910	29 1,910	
Ice and refrigeration plant operators.....	6 1,860	6 1,860	7 1,860	
Salary range, \$1,680 to \$2,040; average, \$1,860—				
Printers.....	1 1,800	2 1,845	2 1,845	
Foreman printer.....	1 1,820	1 1,820	1 1,820	
Lineman.....		1 1,800		
Pipefitters.....			2 1,800	
Typewriter repairmen.....	6 1,793	6 1,793	5 1,793	
Steamfitters.....	11 1,767	11 1,767	11 1,767	
Heating-plant operators.....	15 1,756	15 1,756	17 1,761	
Electricians.....	29 1,748	31 1,747	37 1,725	
Sheet-metal worker.....		1 1,740		
Heating-plant firemen.....	8 1,702	8 1,702	8 1,702	
Lighting-plant operators.....	4 1,680	4 1,680	5 1,692	
Mechanic.....	1 1,680	1 1,680		
Water tenders.....	3 1,680	3 1,680	3 1,680	
Ice and refrigeration plant operators.....	9 1,646	9 1,646	12 1,663	
Salary range, \$1,500 to \$1,860; average, \$1,680—				
Lineman.....		1 1,800	1 1,740	
Typewriter repairmen.....	2 1,640	2 1,640	2 1,640	
Linotype operator.....	1 1,640	1 1,640	1 1,640	
Printers.....	4 1,625	4 1,625	4 1,625	
Mechanics.....			2 1,590	
Heating-plant water tender.....	1 1,560	1 1,560	1 1,560	
Heating-plant operators.....	12 1,550	12 1,553	12 1,550	
Steamfitters.....	6 1,540	6 1,550	6 1,553	
Heating-plant firemen.....	35 1,542	35 1,542	35 1,542	
Electricians.....	8 1,545	10 1,542	14 1,534	
Elevator mechanic.....		1 1,500	1 1,500	
Elevator mechanic.....		1 1,500		
Heating-plant coal passers.....	9 1,500	9 1,500	9 1,500	
Lighting-plant operators.....	15 1,500	15 1,500	15 1,500	
Ice and refrigeration ice pullers.....	3 1,500	3 1,500	3 1,500	
Ice and refrigeration plant operators.....	6 1,450	6 1,450	5 1,450	
Salary range, \$1,320 to \$1,680; average, \$1,500—				
Pressman.....	1 1,440	1 1,440	1 1,440	
Press feeders.....	1 1,440	2 1,420	2 1,420	
Heating-plant firemen.....	24 1,370	24 1,411	24 1,370	
Electricians.....	3 1,400	3 1,400	3 1,326	
Clerks.....	2 1,380	2 1,380	2 1,380	
Steamfitters.....	1 1,320	2 1,380	2 1,380	
Ice and refrigeration plant operators.....	2 1,350	2 1,350	2 1,350	

Estimates of appropriations required for the service of the fiscal year ending June 30, 1927—Continued

General object (title of appropriation), date of acts, references to Statutes at Large, or to Revised Statutes, and estimated amount required for each detailed object				Total amount to be appropriated under each head of appropriation	Amount appropriated for the fiscal year ending June 30, 1926
<i>Regular Supplies of the Army—Continued.</i>					
Field service—Continued.					
Salaries and wages—Continued.					
Salary range, \$1,320 to \$1,680; average, \$1,500—Con.	Average—	Average—	Average—		
	No. Salary	No. Salary	No. Salary		
Ice and refrigeration ice pullers.....	2 \$1,320	2 \$1,320	2 \$1,320		
Laborer, heating plant.....	1 1,320	1 1,320	1 1,320		
Heating-plant operator.....	1 1,240	1 1,240	1 1,240		
Salary range, \$1,140 to \$1,500; average, \$1,320—					
Heating-plant coal passers.....	4 1,260	4 1,260	4 1,260		
Typewriter repairmen.....	4 1,245	4 1,245	4 1,245		
Proofreader.....	1 1,240	1 1,240	1 1,240		
Laborers, heating plant.....	6 1,233	6 1,233	8 1,285		
Heating-plant firemen.....	26 1,202	26 1,202	26 1,202		
Lighting-plant operator.....	1 1,140	1 1,140	1 1,080		
Ice and refrigeration plant operator.....	1 1,140	1 1,140	1 1,140		
Electrician.....	1 1,200	1 1,120			
Salary range, \$1,020 to \$1,260; average, \$1,140—					
Heating-plant firemen.....	22 1,077	22 1,077	22 1,077		
Ice and refrigeration plant operator.....	1 1,050	1 1,050	1 1,050		
Salary range, \$600 to \$1,140; average, \$1,020—					
Lighting-plant firemen.....	10 954	10 954	2 1,080		
Heating-plant firemen.....	10 954	10 954	9 960		
Coal passer.....	1 900	1 900	1 900		
Lighting-plant operator.....	1 900	1 900	1 900		
Mechanic.....	1 900	1 900			
Salary range, \$780 to \$1,020; average, \$900—					
Heating-plant fireman.....	1 840	1 840	1 840		
Foreman printer.....	1 840	1 840	1 840		
Copy holder.....	1 840	1 840	1 840		
Salary range, \$600 to \$780; average, \$660—					
Ice and refrigeration plant operators.....	6 700	6 700	6 700		
Lighting-plant operators.....	7 668	8 675	8 675		
Assistant foreman printer.....	1 660	1 660	1 660		
Electricians.....	4 645	4 645			
Heating-plant operators.....	3 600	3 600	3 600		
Pressman.....	1 600	1 600	1 600		
Salary range, \$420 to \$600; average, \$510—					
Heating-plant operator.....	1 560	1 560	1 560		
Composers.....	4 550	4 550	4 550		
Ice and refrigeration firemen.....	10 540	10 540	10 540		
Ice and refrigeration oilers.....	6 540	6 540	6 540		
Linemen.....	1 540	2 540	2 540		
Proofreader.....	1 500	1 500	1 500		
Ice and refrigeration plant operators.....	12 500	12 500	12 516		
Lighting-plant operators.....	20 495	19 492	18 497		
Heating-plant fireman.....	1 470	1 475	1 470		
Salary range, \$240 to \$420; average, \$330—					
Ice and refrigeration plant oilers.....	2 230	2 415	1 360		
Heating-plant firemen.....	4 360	4 360	4 360		
Lighting-plant operators.....	2 360	2 360	2 590		
Ice and refrigeration plant firemen.....	5 300	5 300	4 285		
Ice plant oilers.....		2 230			
Total average number of employees.....	544	567	593		
Total salaries and wages, field service.....	811,710	847,882	894,150		
The difference between 1927 and 1926 is due to decrease in force, \$36,172.					
Supplies and materials:					
0200 Stationery, including blank books and blank forms.....	100,000	100,000	51,484		
0200 Books for post schools and libraries, officers' and noncommissioned officers' schools.....		750	2,065		
0200 Stationery for post schools and libraries, officers' and noncommissioned officers' schools.....	150	150	329		
0220 Newspapers and periodicals, except for post libraries, and market reports.....	2,200	3,000	2,783		
0230 Illuminating supplies for oil lamps and lanterns.....	2,000	2,000	5,069		
0230 Fuel in kind.....	3,800,000	3,900,000	3,769,691		
0250 Forage, including salt, vinegar, and bedding.....	4,366,844	4,556,564	4,915,372		
0280 Candles and matches.....	9,000	13,000	7,082		
Electric wiring and fixtures in structures, transmission, distribution, and street lighting systems, installation of, when not otherwise provided for.....		101,587			
0280 Incandescent lamps and parts therefor.....	70,000	70,000	71,193		
0280 Appliances for handling and preparation of fuel.....	8,000	8,000	3,880		
Operating supplies for modern batteries, lighting and heating plants and ice and refrigerating plants.....	70,000	75,000	29,150		
0280 Ice for issue to offices and organizations.....	117,500	75,000	117,082		
0280 Implements, seeds, and other expenses for raising forage at remount depots and military reservations in Hawaii and Philippine Islands, exclusive of labor.....	25,000	25,000	55,100		
0280 Picket rope, blacksmiths and farriers tools for issue.....	5,000	5,000	2,684		
0280 Tools, carpenters' and saddlers' sets for issue to organizations.....	3,000	3,000	2,844		

Estimates of appropriations required for the service of the fiscal year ending June 30, 1927—Continued

General object (title of appropriation), date of acts, references to Statutes at Large, or to Revised Statutes, and estimated amount required for each detailed object				Total amount to be appropriated under each head of appropriation	Amount appropriated for the fiscal year ending June 30, 1926
<i>Regular Supplies of the Army—Continued.</i>					
	Estimated expenditures, 1927 appropriation	Estimated expenditures, 1926 appropriation	Expended and obligated, 1925		
Supplies and materials—Continued.					
0280 Cleaning and preserving materials.....		\$350,000	\$150,000		
0280 Soap, issue.....	\$80,000	65,000	115,725		
0280 Toilet paper, towels, and paper drinking cups for issue to offices.....	31,000	12,000	11,236		
02 Total supplies and materials.....	8,689,694	9,365,051	9,312,769		
06 Printing, including certificates for discharged soldiers.....	43,000	43,000	44,576		
Furnishing of heat, light, power, water, and electricity (service):					
1000 Heat.....	45,000	45,000	41,684		
1010 Electric current for light.....	774,000	830,000	774,910		
1020 Electric power service.....	181,000	187,000	180,963		
1030 Electric current for motion-picture machines.....		2,000	2,018		
10 Total furnishing of heat, light, power, water, and electricity (service).....	1,000,000	1,064,000	999,575		
Repairs and alterations:					
1200 Post bakeries, ice plants, and laundries, maintenance and repair of buildings.....	60,000	40,000	26,843		
1200 Heating apparatus (other than stoves), maintenance and repair in offices, barracks, quarters, and United States disciplinary barracks.....	242,487	300,000	337,969		
1250 Reservation fences, maintenance and repair.....	7,500	7,550	12,477		
1280 Coffee roasters, field ranges, rolling kitchens, bake ovens and apparatus, and appliances for cooking and serving food, maintenance and repair.....	17,500	17,500	27,849		
1280 Laundry machinery, repair of.....	9,300	30,000	21,069		
1280 Plant equipment, boiler and refrigeration.....	95,000	247,473	130,675		
1280 Electrical power equipment, including substations, maintenance and repair.....	45,000	65,000	34,077		
1290 Electric wiring and fixtures in structures, transmission, distribution, and street lighting systems (when not otherwise provided for), maintenance and repair.....	250,000	250,000	285,105		
1290 Gas distributing systems and apparatus, including piping in buildings, maintenance and repair.....	10,000	15,000	15,466		
12 Total repairs and alterations.....	736,787	972,523	891,530		
Special and miscellaneous current expenses:					
1350 Cold storage.....	28,900	28,900	24,055		
1375 Removal of garbage.....	10,800	9,000	9,879		
1380 Care and protection of regular supplies.....	50,000	50,000	53,397		
1380 Typewriters, exchange and repair of, except for branches whose appropriations provide therefor.....	10,000	15,000	9,564		
1380 Shoeing of horses and mules.....	140,000	25,000	29,244		
13 Total special and miscellaneous current expenses.....	239,700	127,900	126,139		
Equipment:					
3010 Ranges and cooking stoves and parts thereof.....	50,000	50,000	54,554		
3010 Coffee roasters, field ranges, rolling kitchens, bake ovens, and apparatus, and appliances for cooking and serving food, purchase of.....	10,000	1,000	7,364		
3010 Mess furniture and equipment, including tableware.....	25,000	10,000	651		
3010 Commissary chests and issue outfits.....	1,500	1,600			
3010 Office furniture and filing equipment, except for branches whose appropriations provide therefor.....	2,000	10,000	20,969		
3010 Furniture and equipment for post schools and libraries, officers' and noncommissioned officers' schools.....	5,000	1,000	680		
3050 Heating stoves and parts thereof.....	20,000	20,000	24,546		
3050 Heating apparatus (other than stoves), installation of in offices, barracks, quarters, and United States disciplinary barracks.....		4,009			
3057 Laundry machinery, purchase of.....			9,082		
30 Total equipment.....	113,500	106,609	118,266		
Reserve.....		100,000			
Total.....	11,634,391	12,626,965	12,387,005		

Estimates of appropriations required for the service of the fiscal year ending June 30, 1927—Continued

General object (title of appropriation), date of acts, references to Statutes at Large, or to Revised Statutes, and estimated amount required for each detailed object	Total amount to be appropriated under each head of appropriation	Amount appropriated for the fiscal year ending June 30, 1926
Clothing and Equipage— Clothing and equipage: For cloth, woollens, materials, and for the purchase and manufacture of clothing for the Army, including retired enlisted men when ordered to active duty, for issue and for sale; for payment of commutation of clothing due to warrant officers of the Mine Planter Service and to enlisted men; for altering and fitting clothing and washing and cleaning when necessary; for operation of laundries; for the authorized issues of laundry materials for use of general prisoners confined at military posts without pay or allowances, and for applicants for enlistment while held under observation; for equipment and repair of equipment of dry-cleaning plants, salvage and sorting storehouses, hat repairing shops, shoe repair shops, clothing repair shops, and garbage reduction works; for equipage, including authorized issues of toilet articles, barbers' and tailors' materials, for use of general prisoners confined at military posts without pay or allowances and applicants for enlistment while held under observation; issue of toilet kits to recruits upon their first enlistment, and issue of housewives to the Army; for expenses of packing and handling and similar necessities; for a suit of citizen's outer clothing and when necessary an overcoat, the cost of all not to exceed \$30, to be issued to each soldier discharged otherwise than honorably, to each enlisted man convicted by civil court for an offense resulting in confinement in a penitentiary or other civil prison, and to each enlisted man ordered interned by reason of the fact that he is an alien enemy, or, for the same reason, discharged without internment; for indemnity to officers and men of the Army for clothing and bedding, and so forth, destroyed since April 22, 1898, by order of medical officers of the Army for sanitary reasons (<i>R. S. p. 224, sec. 1296; p. 206, sec. 1133; act Feb. 12, 1925, vol. 43, p. 900</i>)	\$5, 101, 916. 00	\$6, 093, 186. 00

	Estimated expenditures, 1927 appropriation	Estimated expenditures, 1926 appropriation	Expended and obligated, 1925
Field service—			
Salaries and wages—			
Salary range, \$3,000 to \$3,600; average, \$3,300—			
Supervising inspector of textile equipment.....	No. 1 Salary \$3,600	No. 1 Salary \$3,600	No. 1 Salary \$3,600
Laundry superintendent.....	1 3,200	1 3,200	1 3,200
Salary range, \$2,700 to \$3,300; average, \$3,000—			
Laundry superintendents.....	3 3,000	13 2,990	13 2,990
Clothing designer.....	1 3,000	1 3,000	1 3,000
Supervising shoe inspector.....	1 3,000	1 3,000	1 3,000
Chief Textile Inspector.....	1 3,000	1 3,000	1 3,000
Salary range, \$2,400 to \$3,000; average, \$2,700—			
Chief musical instrument inspector.....	1 2,700	1 2,700	1 2,700
Inspector of textiles.....	1 2,500	1 2,500	1 2,500
Salary range, \$2,100 to \$2,700; average, \$2,400—			
Clerks.....		2 2,350	2 2,350
Laundry superintendents.....		13 2,400	13 2,400
Laundry operative.....		1 2,340	1 2,340
Superintendent of Labor and Warehousing.....		1 2,300	1 2,300
Inspector of clothing.....	1 2,300	1 2,300	1 2,300
Inspector of miscellaneous articles.....	1 2,300	1 2,300	1 2,300
Inspectors of textiles.....	2 2,250	2 2,250	2 2,250
Foreman shoemaker.....		1 2,240	1 2,240
Salary range, \$1,860 to \$2,400; average, \$2,100—			
Clerks.....		2 2,100	2 2,100
Inspector of miscellaneous articles.....	1 2,100	1 2,100	1 2,100
Inspectors of clothing.....	2 2,070	2 2,070	2 2,070
Inspectors of textiles.....	5 2,052	5 2,052	5 2,052
Superintendent of Salvage.....	1 2,100	1 2,100	1 2,100
Laundry operatives.....	5 1,992	14 2,018	14 2,018
Inspectors of shoes.....	11 2,000	11 2,000	11 2,000
Inspector of rubber.....	1 2,000	1 2,000	1 2,000
Salary range, \$1,680 to \$2,040; average, \$1,860—			
Foreman of packers.....		1 1,860	1 1,860
Clerks.....		4 1,860	4 1,860
Inspector of hats.....	1 1,860	1 1,860	1 1,860
Inspector of rubber.....	1 1,860	1 1,860	1 1,860
Inspector of textiles.....	1 1,860	1 1,860	1 1,860
Inspectors of clothing.....	7 1,860	7 1,860	7 1,860
Inspectors of miscellaneous articles.....	3 1,860	3 1,860	3 1,860
Inspectors of musical instruments.....	2 1,860	2 1,860	2 1,860
Laundry operatives.....	16 1,748	38 1,761	38 1,761
Assistant foreman tailor.....		1 1,840	1 1,840
Inspectors of shoes.....	2 1,850	2 1,850	2 1,850
Crane fireman.....		1 1,800	1 1,800
Nickel plater.....		1 1,800	1 1,800
Laundry superintendents.....		9½ 1,800	9½ 1,800
Foreman of laborers.....		1 1,740	1 1,740
Tailors.....		4 1,740	4 1,740
Shoemaker.....		1 1,740	1 1,740
Salary range, \$1,560 to \$1,860; average, \$1,680—			
Warehouseman.....		1 1,680	1 1,680
Storekeepers.....		2 1,680	2 1,680
Clerks.....		4 1,650	6 1,660
Receiver.....		1 1,680	1 1,680
Foremen of packers.....		2 1,680	1 1,680
Inspectors of clothing.....	4 1,680	4 1,680	5 1,672
Laundry operatives.....	1 1,600	20½ 1,607	20½ 1,607
Chiefs of watch.....		2 1,640	2 1,640
Motor mechanic.....		1 1,640	

Estimates of appropriations required for the service of the fiscal year ending June 30, 1927—Continued

General object (title of appropriation), date of acts, references to Statutes at Large, or to Revised Statutes, and estimated amount required for each detailed object				Total amount to be appropriated under each head of appropriation	Amount appropriated for the fiscal year ending June 30, 1926
<i>Clothing and Equipage—Continued.</i>					
	Estimated expenditures, 1927 appropriation	Estimated expenditures, 1926 appropriation	Expended and obligated, 1925		
Field service—Continued.					
Salaries and wages—Continued.					
Salary range, \$1,500 to \$1,860; average, \$1,680—Con.	Average— No. Salary	Average— No. Salary	Average— No. Salary		
Automobile mechanics.....	2	1,640	2	\$1,640	
Assistant foreman shoemaker.....	1	1,640	1	1,640	
Musical instrument mechanics.....	4	1,640	4	1,640	
Carpenter.....	1	1,590	1	1,590	
Salary range, \$1,320 to \$1,680; average, \$1,500—					
Clerks.....	17	1,458	17	1,458	
Checkers.....	4	1,425	5	1,452	
Salvage clerks.....	2	1,440	2	1,440	
Laundry operatives.....	8	\$1,423	74½	1,437	
Assistant chiefs of watch.....	6	1,440	8	1,440	
Warehousemen.....	7	1,440	7	1,440	
Gang foreman.....	1	1,440	1	1,440	
Sailmaker.....			1	1,440	
Foreman of laborers (salvage).....	1	1,440	1	1,440	
Assistant foreman of packers (salvage).....	1	1,440	1	1,440	
Salary range, \$1,140 to \$1,500; average, \$1,320—					
Storekeeper (musical instruments).....	1	1,320	1	1,320	
Clerks.....	28	1,273	24	1,279	
Comptometer operator.....	1	1,320	1	1,320	
Skilled laborer (salvage).....	1	1,320	1	1,320	
Laundry operatives.....	14	1,198	69½	1,320	
Watchmen.....	40	1,300	40	1,300	
Forewoman.....	1	1,260	1	1,260	
Warehousemen.....	4	1,260	4	1,260	
Checkers.....	6	1,260	6	1,260	
Packer.....			8	1,215	
Gang foreman.....	8	1,240	8	1,240	
Assistant foreman of packers.....	1	1,240	1	1,240	
Packer (salvage).....	1	1,240	1	1,240	
Salary range, \$1,020 to \$1,260; average, \$1,140—					
Clerks.....	5	1,120	5	1,120	
Checker.....	1	1,140	1	1,140	
Laundry operatives.....	79	1,075	79	1,075	
Salvage clerk.....			1	1,100	
Carpenter's helpers.....	2	1,096	2	1,096	
Electrician's helper.....	1	1,096	2	1,096	
Laborers.....	4	1,096	11	1,096	
Packers.....	147	1,096	147	1,096	
Unskilled laborers.....	9	1,096	9	1,096	
Unskilled laborers (salvage).....	9	1,080	9	1,080	
Salary range, \$900 to \$1,140; average, \$1,020—					
Seamstresses.....			2	1,020	
Laundry operatives.....	10	944	99½	974	
Salary range, \$780 to \$1,020; average, \$900—					
Examiners.....		9	9	900	
Laundry operatives.....		217½	217½	848	
Unskilled laborers.....		15	13	876	
Laborers (salvage).....		2	2	780	
Salary range, \$600 to \$780; average, \$690—					
Laundry operatives.....		350½	343½	702	
Tailor.....			1	750	
Tailors.....			5	600	
Laborers (salvage).....			5	600	
Salary range, \$420 to \$600; average, \$510—					
Laundry operatives.....		261½	261½	489	
Salary range, \$240 to \$420; average, \$330—					
Laundry operatives.....		137	137	611	
Salary range, \$150 to \$240; average, \$195—					
Laundry operatives.....		131	131	213	
Total average number of employees.....	108	1,935	1,983		
Total salaries and wages, field service.....	191,832	1,781,979	1,832,690		
The difference between 1927 and 1926 is due to elimination of 37 laundries and discontinuance of salvage activities.					
Payment of clothing allowance to enlisted men on discharge.....	1,500,000	1,350,000	1,381,627		
01 Total personal services, including clothing allowance.....	1,691,832	3,131,979	3,214,317		
Supplies and materials:					
0205 Issue of laundry materials for applicants for enlistment while under observation.....	100	250			
0205 Issue of laundry materials for general prisoners confined at posts without pay or allowances.....			50		
0240 Clothing for enlisted men, warrant officers, and Army Nurses, including raw materials for the manufacture of same.....	3,014,840	2,089,557	543,840		
0240 Citizens' outer clothing to cost not exceeding \$30 to be issued to soldiers, discharged otherwise than honorably.....	75,000	65,000	90,578		
0280 Toilet articles, barbers' and tailors' materials, including housewives and toilet kits.....		20,000	281		
0284 Marksmanship insignia.....		3,000	17,350		
02 Total supplies and materials.....	3,089,840	2,177,807	652,079		

Estimates of appropriations required for the service of the fiscal year ending June 30, 1927—Continued

General object (title of appropriation), date of acts, references to Statutes at Large, or to Revised Statutes, and estimated amount required for each detailed object				Total amount to be appropriated under each head of appropriation	Amount appropriated for the fiscal year ending June 30, 1926
<i>Clothing and Equipage—Continued.</i>					
	Estimated expenditures, 1927 appropriation	Estimated expenditures, 1926 appropriation	Expended and obligated, 1925		
Repairs and alterations:					
1290 Altering, fitting, cleaning, and repairing clothing, including purchase of tools, machinery, findings, etc.	\$22,200	\$30,000	\$22,988		
1290 Overhauling, cleaning, and repair of articles of textile and leather	20,000	15,000	22,888		
12 Total repairs and alterations	42,200	45,000	45,876		
Special and miscellaneous current expenses:					
1373 Supplies for operation of laundries, including work performed under contract	85,804	385,000	328,013		
1380 Experimental purposes	1,600	5,000	2,959		
1380 Packing and handling of clothing and equipage	39,000	50,000	38,133		
13 Total special and miscellaneous current expenses	126,404	440,000	369,105		
Equipment:					
3010 Textile equipment, such as tents, paulins, bed sheets, pillow cases, mattress covers, etc., including raw materials for the manufacture of same	90,200	20,000	136,840		
3030 Personal equipment, including raw materials for the manufacture of same		13,400	47,090		
3050 Miscellaneous articles of equipage not otherwise listed	28,300	50,000	39,249		
3050 Musical instruments, including spare parts, repairs, and sheet music for bands	33,040	65,000	71,863		
30 Total equipment	151,540	148,400	295,042		
Reserve		150,000			
Total	5,101,916	5,943,186	4,539,969		

Incidental Expenses of the Army—

Incidental expenses of the Army: Postage; hire of laborers in the Quartermaster Corps, including the care of officers' mounts when the same are furnished by the Government; compensation of clerks and other employees of the Quartermaster Corps, and clerks, foremen, watchmen, and organist for the United States disciplinary barracks, and incidental expenses of recruiting; [for the apprehension, securing, and delivering of deserters, including escaped military prisoners, and the expenses incident to their pursuit; and no greater sum than \$50 for each deserter or escaped military prisoner shall, in the discretion of the Secretary of War, be paid to any civil officer or citizen for such services and expenses; for a donation of \$10 to each prisoner discharged otherwise than honorably upon his release from confinement under court-martial sentence involving dishonorable discharge;] for the operation of coffee-roasting plants; for payment of entrance fees for Army rifle and pistol teams participating in competitions; for lecture fees at the Army Music School; and such additional expenditures as are necessary and authorized by law in the movements and operation of the Army and at military posts, and not expressly assigned to any other department, [\$4,100,891] \$3,929,600: [Provided, That expenditures heretofore made from, and obligations incurred against, appropriations for incidental expenses of the Army for entrance fees of Army rifle and pistol teams participating in small arms competitions are hereby authorized and validated:] (R. S. p. 207; act Feb. 12, 1925, vol. 43, p. 900) -----

\$3, 929, 600. 00

\$4, 100, 891. 00

	Estimated expenditures, 1927 appropriation	Estimated expenditures, 1926 appropriation	Expended and obligated, 1925
Departmental service:			
Salaries—			
Professional and scientific service—			
Grade 3, \$3,000 to \$3,600; average, \$3,300—	Average—	Average—	Average—
Associate patent examiner	No. 1 Salary \$3,100	No. 1 Salary \$3,100	No. 1 Salary \$3,000
Clerical, administrative, and fiscal service—			
Grade 9, \$3,000 to \$3,600; average, \$3,300—			
Investigator	1 3,300	1 3,300	1 3,600
Grade 8, \$2,700 to \$3,300; average, \$3,000—			
Assistant investigator	1 3,000	1 3,000	1 3,000
Grade 6, \$2,100 to \$2,700; average, \$2,400—			
Transportation, rate, and traffic auditors	2 2,400	2 2,400	2 2,200
Grade 5, \$1,800 to \$2,400; average, \$2,111.42—			
Senior office draftsman	1 2,000	1 2,000	1 2,300
Total average number of employees	5-1/2	6	6
Total salaries, departmental service	15,000	16,200	16,300

Estimates of appropriations required for the service of the fiscal year ending June 30, 1927—Continued

General object (title of appropriation), date of acts, references to Statutes at Large, or to Revised Statutes, and estimated amount required for each detailed object	Estimated expenditures, 1927 appropriation		Estimated expenditures, 1926 appropriation		Expended and obligated, 1925		Total amount to be appropriated under each head of appropriation	Amount appropriated for the fiscal year ending June 30, 1926
<i>Incidental Expenses of the Army—Continued.</i>								
Field service:								
Salaries and wages—	Average—		Average—		Average—			
Salary range, \$3,000 to \$3,600; average, \$3,300—	No.	Salary	No.	Salary	No.	Salary		
Executive assistant.....	1	\$3,600	1	\$3,600	1	\$3,600		
Inspector.....	1	3,000	1	3,000	1	3,000		
Clerks.....	2	3,000	2	3,000	1	3,000		
Salary range, \$2,700 to \$3,300; average, \$3,000—								
Clerks.....	14	2,750	14	2,750	12	2,766		
Inspectors.....	6	2,700	6	2,700	6	2,700		
Salary range, \$2,400 to \$3,000; average, \$2,700—								
Technical expert.....	1	2,600	1	2,600	1	2,600		
Chemists.....	4	2,400	4	2,400	4	2,400		
Chief inspector.....					1	2,800		
Clerks.....	53	2,467	55	2,465	50	2,471		
Warehousemen.....	2	2,500	2	2,500	2	2,500		
Inspectors.....	4	2,425	4	2,425	3	2,433		
Executive assisant.....	1	2,400	1	2,400	1	2,400		
Salary range, \$2,100 to \$2,700; average, \$2,400—								
Storekeeper.....	1	2,300	1	2,300	1	2,300		
Clerks.....	131	2,190	129	2,190	127	2,201		
Inspectors.....	6	2,133	6	2,133	10	2,140		
Executive assistant.....	1	2,100	1	2,100	1	2,100		
Warehousemen.....	3	2,133	3	2,133	4	2,150		
Salary range, \$1,860 to \$2,400; average, \$2,100—								
Clerks.....	145	1,938	143	1,938	158	1,935		
Superintendent of labor.....					1	2,240		
Investigators.....					2	1,860		
Inspectors.....	18	1,874	18	1,874	30	1,890		
Storekeepers.....	7	1,937	7	1,937	8	1,928		
Foreman, coffee roaster.....	1	1,860	1	1,860	1	1,860		
Foremen, warehousemen.....	4	1,860	4	1,860	3	1,860		
Foremen, packers.....	2	1,890	2	1,890	2	1,890		
Warehousemen.....	3	1,906	3	1,906	4	1,965		
Foreman of labor.....	1	1,920	1	1,920	1	1,920		
Butchers.....			3	1,920	1	1,920		
Chemist.....	1	2,000	1	2,000	1	2,000		
Salary range, \$1,680 to \$2,040; average, \$1,860—								
Storekeepers.....	9	1,710	8	1,710	14	1,709		
Clerks.....	205	1,723	208	1,724	227	1,725		
Mechanics.....	1	1,840	1	1,840	3	1,823		
Buyers.....					2	1,680		
Superintendent of labor.....	1	1,840	1	1,840	1	1,840		
Warehousemen.....	4	1,695	5	1,704	6	1,720		
Salary range, \$1,680 to \$2,040; average, \$1,860—								
Foremen, packer.....	6	1,727	6	1,727	7	1,729		
Battery men.....					2	1,740		
Foremen.....	4	1,740	4	1,740	7	1,740		
Inspectors.....	5	1,692	6	1,690	6	1,700		
Butchers.....			3	1,720	8	1,785		
Operators.....					1	1,680		
Foremen, laborers.....	4	1,740	2	1,740	2	1,740		
Investigator.....					1	1,740		
Warehouse foreman.....	1	1,740	1	1,740	2	1,740		
Checker.....					1	1,800		
Draftsman.....					1	1,740		
Packer.....	1	1,740	1	1,740	1	1,740		
Salary range, \$1,500 to \$1,860; average, \$1,680—								
Foremen of laborers.....					8	1,515		
Clerks.....	204	1,526	201	1,527	234	1,531		
Checkers.....	9	1,500	9	1,500	16	1,500		
Guards.....	9	1,546	9	1,546	6	1,570		
Driver.....					1	1,560		
Trainer.....					1	1,500		
Watchmen.....	5	1,600	6	1,600	4	1,680		
Skilled laborers.....	7	1,500	7	1,500	9	1,500		
Laboratory man.....					1	1,500		
Packers.....	15	1,612	16	1,608	15	1,612		
Foremen-packers.....	5	1,555	5	1,555	4	1,555		
Operator.....	1	1,500	1	1,500	2	1,500		
Mechanic.....					1	1,540		
Janitor.....			1	1,640	1	1,640		
Butchers.....			2	1,560	5	1,536		
Warehousemen.....					2	1,500		
Storekeepers.....	6	1,597	6	1,597	6	1,557		
Foreman.....	1	1,560	1	1,560	1	1,560		
Laborers.....	2	1,565	2	1,565	3	1,565		
Draftsman.....	1	1,560	1	1,560	1	1,560		
Salary range, \$1,320 to \$1,680; average, \$1,500—								
Checkers.....	9	1,440	7	1,440	23	1,426		
Packers.....	20	1,414	20	1,414	38	1,401		
Clerks.....	316	1,410	310	1,410	375	1,412		
Operators.....	3	1,440	2	1,440	14	1,397		
Foremen.....	12	1,430	10	1,430	7	1,440		
Laborers.....	40	1,398	40	1,398	55	1,404		
Storekeepers.....	17	1,410	16	1,410	21	1,397		
Watchmen.....	7	1,430	4	1,430	2	1,420		
Battery men.....	2	1,440	2	1,440	4	1,440		
Balemakers.....	2	1,336	2	1,336	4	1,336		
Nurses.....	2	1,440	2	1,440	2	1,440		
Blacksmith.....			1	1,440	1	1,440		
Butchers.....			3	1,440	4	1,440		

Estimates of appropriations required for the service of the fiscal year ending June 30, 1927—Continued

General object (title of appropriation), date of acts, references to Statutes at Large, or to Revised Statutes, and estimated amount required for each detailed object				Total amount to be appropriated under each head of appropriation		Amount appropriated for the fiscal year ending June 30, 1926	
Incidental Expenses of the Army—Continued.							
		Estimated expenditures, 1927 appropriation	Estimated expenditures, 1926 appropriation	Expended and obligated, 1925			
Field service—Continued.							
Salaries and wages—Continued.							
Salary range, \$1,320 to \$1,680; average, \$1,500—Con.							
Timekeeper	Average— No. 1	Salary \$1,440	Average— No. 1	Salary \$1,440	Average— No. 1	Salary \$1,440	
Warehousemen	7	1,380	2	1,380	3	1,400	
Translator					1	1,440	
Inspector	1	1,440	1	1,440			
Salary range, \$1,140 to \$1,500; average, \$1,320—							
Clerks	114	1,214	100	1,214	130	1,216	
Messengers	22	1,208	22	1,208	32	1,198	
Laborers	188	1,202	188	1,202	267	1,212	
Watchman, chief					1	1,460	
Watchmen	75	1,232	59	1,232	70	1,225	
Guards	73	1,282	73	1,282	91	1,273	
Foremen	6	1,200	3	1,200	6	1,190	
Janitors	12	1,180	12	1,180	14	1,187	
Marker	1	1,260	1	1,260	1	1,260	
Operators	5	1,236	5	1,236	6	1,230	
Checkers	17	1,239	14	1,239	14	1,239	
Packers	75	1,228	75	1,228	96	1,224	
Forage master	1	1,140	1	1,140	1	1,140	
Operators, mimeograph	2	1,200	2	1,200	2	1,170	
Storekeepers	7	1,212	7	1,212	7	1,212	
Labor foreman					1	1,260	
Salary range, \$1,020 to \$1,260; average, \$1,040—							
Laborers	214	1,078	137	1,078	200	1,083	
Porter	1	1,080	1	1,080	1	1,080	
Messengers	12	1,067	9	1,067	13	1,066	
Janitors	10	1,020	10	1,020	15	1,020	
Folders					2	1,023	
Trainers					2	1,020	
Watchmen	9	1,067	9	1,067	12	1,055	
Clerks	4	1,033	3	1,033	4	1,045	
Salary range, \$900 to \$1,140; average, \$1,020—							
Messengers	7	919	7	919	8	938	
Porters	1	960	1	960	8	960	
Laborers	95	953	88	953	96	953	
Charwoman					1	900	
Storekeeper	1	900	1	900	1	900	
Watchmen	33	960	33	960	39	960	
Janitors	4	960	4	960	4	960	
Warehouseman					1	960	
Clerks	2	960	2	960	4	930	
Salary range, \$780 to \$1,020; average, \$900—							
Laborers	140	789	144	789	198	786	
Janitors					4	858	
Watchmen	10	840	10	840	10	840	
Charwomen					4	840	
Checkers	3	780	3	780	1	780	
Clerks	8	780	8	780	5	792	
Foremen					9	840	
Janitresses	4	858	4	858	4	858	
Porteresses	6	840	6	840	8	840	
Salary range, \$600 to \$780; average, \$690—							
Charwomen	2	720	10	752	10	752	
Laborers	36	713	45	713	90	707	
Messenger	7	712	7	712	7	712	
Janitors	2	660	2	660	11	666	
Checkers	3	750	3	750	3	750	
Scavenger					12	600	
Salary range, \$600 to \$780; average, \$690—							
Clerks	3	600	3	600	3	600	
Storekeeper	1	720	1	720	1	720	
Foremen					2	600	
Overseer					1	600	
Translators					3	690	
Salary range, \$420 to \$600; average, \$510—							
Charwomen	12	576	12	576	12	576	
Laborers	45	504	49	504	91	496	
Clerks	51	496	56	500	55	501	
Salesmen	7	420	7	420	7	420	
Butcher	2	480	2	480	2	480	
Foremen	5	480	5	480	5	480	
Checkers	5	480	5	480	5	480	
Messenger					1	480	
Salary range, \$240 to \$420; average, \$330—							
Laborers	221	252	243	255	263	254	
Messengers	4	300	4	300	4	300	
Checkers	3	360	3	360	3	360	
Clerks	5	360	5	360	5	360	
Teachers					4	375	
Janitor			1	375	1	375	
Salary range, less than \$240—							
Laborers	18	164	18	164	22	153	
Messenger					1	188	
Per diem employees (temporary)—							
Average salary, \$1,160	18	1,160	71	1,160	84	1,160	
Total average number of employees							
Total salaries and wages, field service	2,971		2,944		3,707		
The difference between 1927 and 1926 is due to increase in force, \$53,662.		3,788,000		3,733,138		4,591,065	
Total personal services							
		3,803,000		3,749,338		4,607,365	
Postage							
		5,000		5,000		5,060	

Estimates of appropriations required for the service of the fiscal year ending June 30, 1927—Continued

General object (title of appropriation), date of acts, references to Statutes at Large, or to Revised Statutes, and estimated amount required for each detailed object				Total amount to be appropriated under each head of appropriation	Amount appropriated for the fiscal year ending June 30, 1926
Incidental Expenses of the Army—Continued.					
	Estimated expenditures, 1927 appropriation	Estimated expenditures, 1926 appropriation	Expended and obligated, 1926		
Special and miscellaneous current expenses:					
1340 Rewards for apprehension and delivery of deserters and escaped military prisoners.....		\$87,000	\$139,000		
1340 Rewards for apprehension and delivery of draft deserters.....		1,000	1,000		
1380 Incidental expenses of recruiting, not including rentals and lodgings.....	\$48,000	48,000	53,600		
1380 Additional expenditures as are necessary and authorized by law in the movement and operation of the Army, and at military posts and not expressly assigned to any other department.....	73,600	86,922	95,000		
13 Total special and miscellaneous current expenses.....	12,600	227,922	293,600		
22 Donation of \$10 to discharged military prisoners.....		20,000	20,000		
Reserve.....	3,929,600	103,631			
Total.....		4,100,891	4,921,025		
Army Transportation—					
<p>Army transportation: For transportation of the Army and its supplies, including retired enlisted men when ordered to active duty; of authorized baggage, including that of retired officers, warrant officers, and enlisted men when ordered to active duty and upon relief therefrom, and including packing and crating; of recruits and recruiting parties; of applicants for enlistment between recruiting stations and recruiting depots; of necessary agents and other employees, including per diem allowances in lieu of subsistence, not exceeding \$4 for those authorized to receive the per diem allowance; of dependents of officers and enlisted men as provided by law; of discharged prisoners, and persons discharged from Saint Elizabeths Hospital after transfer thereto from the military service, to their homes (or elsewhere as they may elect): <i>Provided</i>, That the cost in each case shall not be greater than to the place of last enlistment; of horse equipment; and of funds for the Army; for the operation and repair of boats and other vessels; for wharfage, tolls, and ferriages; for drayage and cartage; for the purchase, manufacture, maintenance, hire and repair of harness; for the purchase, hire, operation, maintenance, and repair of [harness,] wagons, carts, drays, other vehicles, and horse-drawn and motor-propelled passenger-carrying vehicles required for the transportation of troops and supplies and for official military and garrison purposes; for purchase and hire of draft and pack animals, including replacement of unserviceable animals; for travel allowances to officers and enlisted men on discharge; to officers of National Guard on discharge from Federal service as prescribed in the act of March 2, 1901; to enlisted men of National Guard on discharge from Federal service, as prescribed in amendatory Act of September 22, 1922; and to members of the National Guard who have been mustered into Federal service and discharged on account of physical disability; in all [\$15,814,000] <i>\$14,406,817, of which amount not exceeding \$2,000,000 shall be immediately available for the procurement and transportation of fuel for the service of the fiscal year 1927.</i></p> <p>No money appropriated by this act shall be expended for the hire, operation, maintenance, or repair of any motor-propelled vehicle which shall be employed wholly or in part for personal, social, or similar use, except such use as is prescribed by order for the transportation of Army personnel in connection with the recreational activities of the Army.</p> <p>[Not to exceed \$175,000 from the funds appropriated or made available in this act or from the unexpended balances of any other act may be used for the purchase or exchange of motor-propelled passenger or freight carrying vehicles for the Army other than those that are purchased solely for experimental purposes: <i>Provided</i>, That the sum paid for any passenger-carrying vehicle hereunder shall not exceed \$1,050, including the amount allowed on any vehicle exchanged in part payment therefor] (<i>R. S., p. 36, sec. 220; p. 206, secs. 1133-1135; act Feb. 12, 1925, vol. 43, p. 900</i>)</p>					
				\$14,406,817.00	\$15,814,000.00

Estimates of appropriations required for the service of the fiscal year ending June 30, 1927—Continued

General object (title of appropriation), date of acts, references to Statutes at Large, or to Revised Statutes, and estimated amount required for each detailed object	Estimated expenditures, 1927 appropriation		Estimated expenditures, 1926 appropriation		Expended and obligated, 1925	Total amount to be appropriated under each head of appropriation	Amount appropriated for the fiscal year ending June 30, 1926
Army Transportation—Continued.							
ANIMAL-DRAWN TRANSPORTATION							
Field service:							
Salaries and wages—	Average—		Average—		Average—		
Salary range, \$2,400 to \$3,000; average, \$2,700—	No.	Salary	No.	Salary	No.	Salary	
Chief packer.....	1	\$2,500	1	\$2,500	1	\$2,500	
Salary range, \$2,100 to \$2,700; average, \$2,400—							
Assistant chief packer.....	1	2,300	1	2,300	1	2,300	
Transportation agent.....	1	2,300	1	2,300	1	2,300	
Inspector of leather and harness.....	1	2,200	1	2,200	1	2,200	
Salary range, \$1,860 to \$2,400; average, \$2,100—							
Saddler.....	1	2,130	1	2,130	1	2,130	
Harness makers.....	2	2,040	2	2,040	2	2,040	
Superintendent of stables.....	1	2,040	1	2,040	1	2,040	
Warehouseman.....	1	2,040	1	2,040	1	2,040	
Superintendent of corrals.....	1	1,940	1	1,940	1	1,940	
Superintendent of transportation.....	1	1,860	1	1,860	1	1,860	
Salary range, \$1,500 to \$1,860; average, \$1,680—							
Harness makers.....	2	1,790	2	1,790	2	1,790	
Blacksmiths.....	4	1,755	4	1,755	4	1,755	
Horseshoers.....	4	1,755	4	1,755	4	1,755	
Wheelwrights.....	3	1,753	3	1,753	3	1,753	
Wagon masters.....	2	1,740	2	1,740	2	1,740	
Clerk.....			1	1,740			
Superintendents of transportation.....	2	1,660	2	1,660	2	1,660	
Corral boss.....	1	1,640	1	1,640	1	1,640	
Farrier.....	1	1,612	1	1,612	1	1,612	
Salary range, \$1,320 to \$1,680; average, \$1,500—							
Saddlers.....	4	1,605	4	1,605	4	1,605	
Harness maker.....	1	1,615	1	1,615	1	1,615	
Wagonmaster.....	1	1,600	1	1,600	1	1,600	
Teamster.....	1	1,600	1	1,600	1	1,600	
Wheelwrights.....	2	1,570	2	1,570	2	1,570	
Packmasters.....	7	1,560	7	1,560	7	1,560	
Trainmasters.....	2	1,540	2	1,540	2	1,540	
Blacksmiths.....	30	1,505	30	1,505	30	1,504	
Foragemasters.....	2	1,500	2	1,500	2	1,500	
Assistant corral boss.....	1	1,440	1	1,440	1	1,440	
Clerks.....	2	1,440	4	1,440	4	1,440	
Painter.....	1	1,440	1	1,440	1	1,440	
Horseshoers.....	10	1,428	10	1,428	10	1,428	
Cargadors.....	3	1,320	3	1,320	3	1,320	
Salary range, \$1,140 to \$1,500; average, \$1,320—							
Wagonmaster.....	1	1,440	1	1,440	1	1,440	
Stable foreman.....	1	1,440	1	1,440	1	1,440	
Saddlers.....	2	1,440	2	1,440	2	1,440	
Foreman of stables.....	1	1,400	1	1,400	1	1,400	
Wheelwrights.....	8	1,397	8	1,397	8	1,397	
Trainmasters.....	3	1,387	3	1,387	3	1,387	
Harness makers.....	2	1,340	2	1,340	1	1,340	
Blacksmiths.....	3	1,320	3	1,320	3	1,320	
Examiner of harness.....	1	1,320	1	1,320	1	1,320	
Teamsters.....	12	1,306	18	1,306	18	1,306	
Stablemen.....	4	1,260	4	1,260	4	1,260	
Laborer.....	1	1,219	15	1,219	15	1,219	
Assistant wagonmaster.....	1	1,140	1	1,140	1	1,140	
Scavenger.....			1	1,140	1	1,140	
Salary range, \$1,020 to \$1,260; average, \$1,140—							
Blacksmiths.....	4	1,205	4	1,205	4	1,205	
Foreman of stables.....	1	1,200	1	1,200	1	1,200	
Wagonmasters.....	4	1,200	4	1,200	4	1,200	
Saddler.....	1	1,200	1	1,200	1	1,200	
Messenger.....			1	1,200	1	1,200	
Laborers.....			13	1,181	13	1,181	
Teamsters.....	13	1,144	29	1,144	29	1,144	
Cooks.....	3	1,140	3	1,140	3	1,140	
Horseshoer.....	1	1,140	1	1,140	1	1,140	
Packers.....	30	1,140	30	1,140	30	1,140	
Stablemen.....	2	1,140	2	1,140	2	1,140	
Watchman.....	1	1,140	1	1,140	1	1,140	
Wheelwright.....	1	1,140	1	1,140	1	1,140	
Clerk.....			1	1,085	1	1,085	
Foragemaster.....	1	1,080	1	1,080	1	1,080	
Corral foreman.....	1	1,020	1	1,020	1	1,020	
Salary range, \$900 to \$1,140; average, \$1,020—							
Wheelwright.....	1	1,080	1	1,080	1	1,080	
Teamsters.....	2	1,070	8	1,070	8	1,070	
Laborers.....			7	960	8	974	
Range riders.....			2	960	2	960	
Saddler.....	1	960	1	960	1	960	
Salary range, \$780 to \$1,020; average, \$900—							
Wagonmasters.....	2	960	2	960	2	960	
Teamsters.....	55	918	81	918	81	918	
Stablemen.....	3	900	3	900	3	900	
Laborer.....			1	890	1	890	
Horseshoer.....	1	840	1	840	1	840	
Watchmen.....	2	840	2	840	2	840	
Typist.....	1	780	1	780	1	780	
Salary range, \$600 to \$780; average, \$690—							
Stablemen.....	3	720	3	720	3	720	
Wheelwright.....	1	720	1	720	1	720	
Teamsters.....	8	693	9	693	9	693	
Blacksmiths.....	4	630	4	630	4	630	

Estimates of appropriations required for the service of the fiscal year ending June 30, 1927—Continued

General object (title of appropriation), date of acts, references to Statutes at Large, or to Revised Statutes, and estimated amount required for each detailed object	Total amount to be appropriated under each head of appropriation		Amount appropriated for the fiscal year ending June 30, 1926
Army Transportation—Continued.			
	Estimated expenditures, 1927 appropriation	Estimated expenditures, 1926 appropriation	Expended and obligated, 1925
ANIMAL-DRAWN TRANSPORTATION—continued.			
Field service—Continued.			
Salaries and wages—Continued.			
Salary range, \$420 to \$600; average, \$510—	Average—	Average—	Average—
	No. Salary	No. Salary	No. Salary
Saddlers.....	2 \$510	2 \$510	2 \$510
Wheelwright.....	1 480	1 480	1 480
Cook.....	1 480	1 480	1 480
Blacksmith.....	1 450	1 450	1 450
Horseshoers.....	2 450	2 450	2 450
Teamsters.....	3 430	3 430	3 430
Laborer.....	1 420	1 420	1 420
Salary range, \$240 to \$420; average, \$330—			
Foreman assistants.....	2 390	2 390	2 390
Stableman.....	1 312	1 312	1 312
Messenger.....	1 300	1 300	1 300
Teamsters.....	56 299	56 299	56 299
Laborers.....	9 260	9 260	9 260
Salary range, \$90 to \$240; average, \$165—			
Teamsters.....	76 231	76 231	76 231
Total average number of employees.....	440	537 1/2	538 1/2
Total salaries and wages, field service.....	399,500	505,000	505,930
The difference between 1926 and 1927 is due to decrease in force, \$105,500.			
Draft and pack animals (hire).....		180	
Repairs and maintenance of animal-drawn vehicles and harness.....	50,860	50,280	92,345
Equipment:			
3001 Animal-drawn vehicles and spare parts, purchase of.....	29,920	12,620	3,891
3041 Draft and pack animals, purchase of, and expenses incident thereto.....			111,632
3053 Harness and horse equipment, purchase of.....	13,150	8,100	41,207
Total equipment.....	43,070	20,720	155,730
Reserve.....	493,430	64,020	
Total.....		640,200	755,005
WATER TRANSPORTATION			
Field service:			
Salaries and wages—			
Salary range, \$3,800 to \$5,000; average, \$4,400—			
Marine superintendent.....	2 3,975	2 3,975	2 3,975
Masters.....	6 3,960	6 3,960	6 3,960
Salary range, \$3,300 to \$3,900; average, \$3,600—			
Superintending engineers.....	3 3,600	3 3,600	3 3,600
Marine engineer.....	1 3,600		
Chief engineers.....	7 3,531	6 3,540	6 3,540
Masters.....	4 3,467	3 3,400	3 3,400
Salary range, \$3,000 to \$3,600; average, \$3,300—			
Masters.....	4 3,180	7 3,197	7 3,197
Engineers.....	3 3,180		
Chief engineers.....	2 3,060	5 3,096	5 3,096
Marine superintendent.....	1 3,000	1 3,000	1 3,000
Chief stevedore.....	1 3,000	1 3,000	1 3,000
Port steward.....	1 3,000	1 3,000	1 3,000
Salary range, \$2,700 to \$3,300; average, \$3,000—			
Masters.....	3 2,880	2 2,880	2 2,880
Mate.....	1 2,880		
Chief engineer.....	1 2,700	1 2,760	1 2,760
Chief clerks.....	1 2,800	2 2,750	2 2,750
Engineer.....	1 2,700		
Chief stevedore.....	1 2,700	1 2,700	1 2,700
Inspector of vessels and machinery.....	1 2,700	1 2,700	1 2,700
Salary range, \$2,400 to \$3,000; average, \$2,700—			
First officer.....		1 2,640	1 2,640
Chief engineers.....	9 2,500	2 2,520	2 2,520
Traffic clerk.....	1 2,500	1 2,500	1 2,500
Masters.....	14 2,489	14 2,477	14 2,477
Quartermaster agents.....	3 2,480		
Assistant engineers.....	2 2,430		
Engineers.....	6 2,420	8 2,407	8 2,407
Mate.....	1 2,400		
Quartermaster clerk.....	1 2,400		
Salary range, \$2,100 to \$2,700; average, \$2,400—			
Engineers.....	5 2,296	1 2,340	
Chief engineers.....		8 2,287	8 2,287
Field clerks.....		2 2,245	2 2,245
Foreman machinist.....	1 2,240	1 2,240	1 2,240
First officers.....	8 2,220	9 2,213	9 2,213
Assistant engineers.....	11 2,209	7 2,043	7 2,043
Masters.....	4 2,175	7 2,199	7 2,199
Mates.....	4 2,160	1 2,160	1 2,160
Clerks.....	5 2,160	1 2,100	1 2,100
Chief stewards.....	6 2,100	6 2,100	6 2,100
Ship's material classifier.....	1 2,100	1 2,100	1 2,100
Ship's dispatcher.....	1 2,100	1 2,100	1 2,100
Wharfinger.....		1 2,100	1 2,100

Estimates of appropriations required for the service of the fiscal year ending June 30, 1927—Continued

General object (title of appropriation), date of acts, references to Statutes at Large, or to Revised Statutes, and estimated amount required for each detailed object	Estimated expenditures, 1927 appropriation		Estimated expenditures, 1926 appropriation		Expended and obligated, 1925		Total amount to be appropriated under each head of appropriation	Amount appropriated for the fiscal year ending June 30, 1926
Army Transportation—continued								
WATER TRANSPORTATION—continued.								
Field service—Continued.								
Salaries and wages—Continued.								
Salary range, \$1,860 to \$2,400; average, \$2,100—								
Mates.....	No. 1	Average—Salary \$1,860	No. 4	Average—Salary \$2,040	No. 4	Average—Salary \$2,040		
First assistant engineers.....	1	2,040	2	2,040				
Master caretaker.....	1	2,040						
Masters.....	4	2,039	5	2,011	5	2,011		
Chief engineers.....	4	1,987	6	2,005	6	2,005		
Principal clerk.....	1	2,000	1	2,000	1	2,000		
Second assistant engineers.....	10	1,992	11	1,985	11	1,985		
Engineers.....	3	2,000	4	1,980	4	1,980		
Stevadore, chief.....	1	1,980						
Second officers.....	9	1,973	10	1,962	10	1,962		
Clerks.....	4	1,860	4	1,905	4	1,905		
Assistant engineers.....	2	1,890						
Draftsman.....	1	1,860	1	1,860	1	1,860		
Wharfinger.....	1	1,860	1	1,860	1	1,860		
Checker.....	1	1,860						
Quartermaster purveyor.....	1	1,860	1	1,860	1	1,860		
Salary range, \$1,680 to \$2,040; average, \$1,860—								
Masters.....	2	1,740	2	1,800	2	1,800		
Mates.....	3	1,780	1	1,800	1	1,800		
Engineers.....	2	1,800	3	1,800	3	1,800		
Deckhand.....	1	1,800						
Foreman checker.....	1	1,800						
Transportation checkers.....	2	1,770						
Third assistant engineers.....	17	1,761	17	1,761	17	1,761		
Third officers.....	16	1,755	15	1,756	15	1,756		
Marine engineer, gas.....	1	1,740						
Chief cooks.....	6	1,740						
Engineer.....			1	1,740	1	1,740		
First assistant engineers.....			2	1,740	2	1,740		
Assistant storekeepers.....			6	1,740	6	1,740		
Machinist.....	1	1,740	1	1,740	1	1,740		
Clerks.....	8	1,687	5	1,680	5	1,680		
Chief stewards.....	2	1,680	2	1,680	2	1,680		
Firemen.....	6	1,680						
Oilers.....	3	1,680						
Coal passer.....	1	1,680						
Record clerk.....	1	1,680						
Storekeeper.....	1	1,680						
Timekeeper.....	1	1,680						
Checker.....	1	1,680	1	1,680	1	1,680		
Baggage checker.....			1	1,680	1	1,680		
Assistant caretakers.....	2	1,680	2	1,680	2	1,680		
Salary range, \$1,500 to \$1,860; average, \$1,680—								
Firemen.....	6	1,610						
Mates.....	2	1,600						
Assistant engineers.....	3	1,600						
Laborer.....	1	1,570						
Foreman of laborers.....			1	1,570	1	1,570		
Engineers.....			2	1,560	2	1,560		
Checkers.....	5	1,560	3	1,560	3	1,560		
Typist.....	1	1,560						
Cook.....	1	1,560						
Plumbers.....			6	1,560	6	1,560		
Machinists.....			5	1,560	5	1,560		
Boilermakers.....			4	1,560	4	1,560		
Clerks.....	3	1,540	4	1,545	4	1,545		
Principal clerk.....			1	1,500	1	1,500		
Quartermaster clerks.....	8	1,500						
Clerk embalmers, quartermaster.....	6	1,500						
Typist-stenographer.....	1	1,500	1	1,500	1	1,500		
Cook-deck-hand.....	1	1,500						
Chief bakers.....	5	1,500	6	1,500	6	1,500		
Deckhands.....	24	1,500						
Oiler.....	1	1,500						
Seamen.....	1	1,500	1	1,500	1	1,500		
Salary range, \$1,320 to \$1,680; average \$1,500—								
Foreman.....			1	1,488	1	1,488		
Laborers.....	2	1,492	1	1,482	1	1,482		
Oilers.....	10	1,443						
Laborers, superintendent.....	1	1,440						
Steward, chief.....	1	1,440						
Chief engineer.....	1	1,440						
Captains.....	5	1,440						
Captains, scow.....	6	1,440						
Clerks.....	4	1,440	6	1,413	6	1,413		
Typist-stenographer.....	1	1,440	1	1,440	1	1,440		
Boatswain.....	1	1,440						
Seamen.....	6	1,440						
Clerk, record and file.....			1	1,440	1	1,440		
Checkers.....	2	1,390	1	1,440	1	1,440		
Deck hands.....	15	1,436						
Firemen.....	13	1,417						
Mates.....	1	1,350	3	1,400	3	1,400		
Cook.....	1	1,410						
Watchmen.....	2	1,380						
Engineer.....			1	1,380	1	1,380		
First assistant engineers.....			5	1,366	5	1,366		

Estimates of appropriations required for the service of the fiscal year ending June 30, 1927—Continued

General object (title of appropriation), date of acts, references to Statutes at Large, or to Revised Statutes, and estimated amount required for each detailed object	Total amount to be appropriated under each head of appropriation		Amount appropriated for the fiscal year ending June 30, 1926
Army Transportation—Continued.			
	Estimated expenditures, 1927 appropriation	Estimated expenditures, 1928 appropriation	Expended and obligated, 1925
WATER TRANSPORTATION—continued			
Field service—Continued.			
Salaries and wages—Continued.			
Salary range, \$1,140 to \$1,500; average, \$1,320—	Average—	Average—	Average—
	No. Salary	No. Salary	No. Salary
Stewards, second.....	6 \$1,260	6 \$1,260	6 \$1,260
Clerks.....	1 1,260	2 1,260	2 1,260
Watchmen.....	2 1,240	2 1,220	2 1,220
Engineers, refrigerating.....	7 1,200	7 1,200	7 1,200
Electricians.....	9 1,200	9 1,200	9 1,200
Superintendent of laborers.....	1 1,200	1 1,200	1 1,200
Butchers, first.....	6 1,200	6 1,200	6 1,200
Chief cooks.....	4 1,200	3 1,200	3 1,200
Messmen.....	1 1,200		
Others.....	3 1,200		
Laborers.....		16 1,179	16 1,179
Firemen.....	4 1,150		
Second cooks.....	6 1,140	7 1,140	7 1,140
Engineers, deck.....	6 1,140	6 1,140	6 1,140
Plumbers.....	6 1,140		
Machinists.....	5 1,140		
Boilermakers.....	4 1,140		
Messengers.....	2 1,140	2 1,140	
Checker.....	1 1,140	1 1,140	
Launch dispatcher.....	1 1,140	1 1,140	
Salary range, \$1,020 to \$1,260; average, \$1,140—			
Deckhands.....	7 1,094		
First officer.....	1 1,080		
First assistant engineer.....	1 1,080		
Machinist.....	1 1,080	1 1,080	1 1,080
Chief baker.....	1 1,080	1 1,080	1 1,080
Fireman.....	1 1,080		
Messenger.....	1 1,080		
Assistant electricians.....	7 1,046	7 1,046	7 1,046
Second bakers.....	6 1,020	6 1,020	6 1,020
Third cooks.....	7 1,020	3 1,020	3 1,020
Ship's cooks.....	6 1,020	6 1,020	6 1,020
Salary range, \$1,020 to \$1,260; average, \$1,140—			
Chief Army cooks.....	6 1,020	6 1,020	6 1,020
Third stewards.....	6 1,020		
Stewards, second cabin.....	6 1,020	6 1,020	6 1,020
Stewardesses.....		6 1,020	6 1,020
Clerks.....	2 1,020	2 1,020	2 1,020
Storekeepers.....	5 1,020		
Salary range, \$900 to \$1,140; average, \$1,020—			
Deck engineer.....	1 960	1 960	1 960
Carpenters.....	9 960	9 960	9 960
First butcher.....	1 960		
Launch operators or engineers.....	2 960		
Assistant refrigerating engineers.....	6 920	6 920	6 920
Cooks.....	14 917	9 933	9 933
Second assistant engineers.....		2 915	2 915
Second butchers.....	6 900	6 900	6 900
Second baker.....	1 900		
Boatswains.....	9 900	9 900	9 900
Typist.....	1 900	1 900	1 900
Machinist, assistant foreman.....	1 900	1 900	1 900
Third butchers.....	2 780		
Salary range, \$780 to \$1,020; average, \$900—			
Water tenders.....	37 870		
Others.....	49 870		
Second assistant engineer.....	1 840		
Masters-at-arms.....	12 840	12 840	12 840
Wheelmen, quartermaster.....	34 840	30 840	30 840
Yeomen.....	7 840	6 840	6 840
Pantrymen.....	6 840	6 840	6 840
Oiler.....	1 840		
Storekeepers.....	16 833	15 840	15 840
Masters.....	2 810	5 810	5 810
Deckhands.....	2 810		
Cooks.....	6 800	6 800	6 800
Firemen.....	92 795		
Yeomen.....	5 780		
Second pantrymen.....	6 780	6 780	6 780
Typists.....	2 780	1 780	1 780
Third-cabin stewards.....		6 780	6 780
Assistant storekeepers.....		3 780	3 780
Butchers, third.....		2 780	2 780
Salary range, \$600 to \$780; average, \$690—			
Sailors.....	144 750	145 750	145 750
Third bakers.....	6 720	6 720	6 720
Fourth bakers.....	6 720	6 720	6 720
Coal passers.....	48 720		
Pantrymen.....	8 720	3 720	3 720
Third pantrymen.....		6 720	6 720
Masters.....	2 720	2 720	2 720
Typist.....	1 720		
Wipers.....	21 690		
Chief engineers.....		10 677	10 677
Watchmen.....	9 673	9 670	9 670
Launch operators or engineers.....	2 660		
Fourth pantrymen.....	7 660	6 660	6 660
Stewards' yeomen.....		7 660	7 660
Copyist.....	1 660		
Stewardesses.....	7 660		
Scullions.....	13 660	3 660	3 660

Estimates of appropriations required for the service of the fiscal year ending June 30, 1927—Continued

General object (title of appropriation), date of acts, references to Statutes at Large, or to Revised Statutes, and estimated amount required for each detailed object

Total amount to be appropriated under each head of appropriation

Amount appropriated for the fiscal year ending June 30, 1926

Army Transportation—Continued.

	Estimated expenditures, 1927 appropriation	Estimated expenditures, 1926 appropriation	Expended and obligated, 1925
WATER TRANSPORTATION—continued			
Field service—Continued.			
Salaries and wages—Continued.			
Salary range, \$600 to \$780; average, \$690—Contd.	<i>Average—</i>	<i>Average—</i>	<i>Average—</i>
	No. Salary	No. Salary	No. Salary
Engineer-caretaker.....	1 600	1 600	1 600
Bathroom men.....	6 600	6 600	6 600
Dishwashers.....	13 600	13 600	13 600
Messmen.....	35 600	16 600	15 600
Waiters.....	140 600		
Salary range, \$420 to \$600; average, \$510—			
Copyist.....	1 540	1 540	1 540
Masters.....	2 540	2 540	2 540
Waiters.....	9 540		
Porters.....	6 540	6 540	6 540
Laborers.....	2 540		
Second officers' messmen.....		6 540	6 540
Petty officers' messmen.....		12 540	12 540
Typist.....		1 540	1 540
Checkers.....	1 540	14 466	14 466
Boatswains.....	2 510	2 537	2 537
Cook.....	1 480		
Messboys.....	31 480		
Launch operator.....	1 480		
Messenger.....	1 480	1 420	1 420
Laborers.....		20 470	20 470
Firemen.....	2 450		
Seamen.....	1 450	2 450	2 450
Oilers.....	3 420		
Salary range, \$240 to \$420; average, \$330—			
Bellboys.....	20 360	20 360	20 360
Copyist.....	1 360	1 360	1 360
Winchmen.....	2 360	32 387	32 387
Donkey men.....		1 360	1 360
Assistant cook.....	1 360		
Watchmen.....		2 300	2 300
Laborers.....	11 289	11 289	11 289
Firemen.....	20 276		
Boatswains.....	31 242	33 246	33 246
Seamen.....	5 240		
Salary range, \$60 to \$240—			
Laborers.....			231 235
Seamen.....	12 210		
Bakers.....	6 60	6 60	6 60
Per diem employees (temporary).....	133 725	704 781	476 956
Total average number of employees.....	1,632	1,646	1,642
Total salaries.....	1,673,890.00	1,621,760.00	1,569,194.85
The difference between 1927 and 1926 is due to increase in salaries, \$52,130.			
Supplies and materials:			
0230 Fuel for boats, including lighterage and loading of fuel.....	1,309,645.00	907,422.00	1,206,376.44
0280 Supplies (other than subsistence) for boats.....	210,976.00	206,300.00	252,814.16
02 Total supplies and materials.....	1,420,921.00	1,113,722.00	1,459,190.60
Rents:			
1115 Wharfage, rental of.....	28,000.00	28,000.00	23,369.00
1115 Hire of boats.....	4,300.00	4,300.00	2,569.00
11 Total rents.....	32,300.00	32,300.00	25,938.00
12 Repairs to boats.....	932,579.00	984,902.00	1,042,374.52
Special and miscellaneous current expenses:			
1380 Towage, Army transports.....	5,600.00	5,600.00	5,420.00
1380 Water for boats.....	13,419.00	13,300.00	12,071.18
1380 Laundry for Army transports.....	23,606.00	12,000.00	14,005.30
1380 Pilotage for Army transports.....	28,493.00	28,000.00	21,712.92
1380 Stevedoring for Army transports.....	349,000.00	367,000.00	324,917.65
1380 Removing ashes from Army transports.....	170.00	170.00	490.00
1380 Painting and cleaning Army transports.....	11,455.00	11,455.00	10,500.00
1380 Miscellaneous expenses.....	44,025.00	43,500.00	43,974.68
13 Total special and miscellaneous current expenses.....	475,768.00	481,025.00	433,081.73
Reserve.....		300,500.00	
Total.....	4,535,458.00	4,534,218.00	4,539,779.70
MOTOR TRANSPORTATION			
Field service:			
Salaries and wages—			
Salary range, \$5,200 to \$6,000; average, \$5,600—			
Engineer.....		1 5,100	1 5,100
Salary range, \$3,000 to \$3,600; average, \$3,300—			
Assistant.....		1 3,100	1 3,100
Salary range, \$2,700 to \$3,300; average, \$3,000—			
Clerks.....	1 2,700	2 2,700	2 2,700
Designer.....		1 2,700	1 2,700
Instructors.....		4 2,700	2 2,700
Spare parts expert.....	1 2,700	1 2,700	1 2,700

Estimates of appropriations required for the service of the fiscal year ending June 30, 1927—Continued

General object (title of appropriation), date of acts, references to Statutes at Large, or to Revised Statutes, and estimated amount required for each detailed object				Total amount to be appropriated under each head of appropriation	Amount appropriated for the fiscal year ending June 30, 1926
<i>Army Transportation—Continued.</i>					
	Estimated expenditures, 1927 appropriation	Estimated expenditures, 1926 appropriation	Expended and obligated, 1925		
MOTOR TRANSPORTATION—continued					
Field service—Continued.					
Salaries and wages—Continued.					
Salary range, \$2,400 to \$3,000; average, \$2,700—	<i>Average—</i>	<i>Average—</i>	<i>Average—</i>		
	<i>No. Salary</i>	<i>No. Salary</i>	<i>No. Salary</i>		
Engineer.....		1 \$2,520	1 \$2,600		
Instructors.....		2 2,500	5 2,514		
Carpenter.....		1 2,475			
Electrician.....		1 2,475			
Mechanics.....		3 2,475			
Designers.....		1 2,460	2 2,450		
Clerks.....	1 \$2,500		2 2,450		
Foreman.....		1 2,431	1 2,432		
Machinist.....		1 2,431	1 2,432		
Draftsman.....			1 2,400		
Salary range, \$2,100 to \$2,700; average, \$2,400—					
Designer.....		1 2,340			
Clerks.....	5 2,270	3 2,300	4 2,200		
Cost accountant.....		1 2,300	1 2,300		
Spare parts experts.....		2 2,300	2 2,300		
Instructor.....		1 2,280	1 2,300		
Electrician.....			1 2,278		
Draftsmen.....		2 2,270	1 2,200		
Foremen.....		10 2,150	10 2,120		
Machinist.....		2 2,100	2 2,100		
Mechanics.....		1 2,100	3 2,276		
Storekeepers.....			3 2,100		
Inspectors.....			4 2,100		
Salary range, \$1,860 to \$2,040; average, \$2,100—					
Ignition expert.....			1 2,040		
Inspectors.....	1 2,040	1 2,040	2 1,850		
Painters.....		2 2,040	2 2,040		
Parts list writer.....		1 2,040	1 2,040		
Storekeepers.....	6 2,040	6 2,040	6 1,950		
Trimmer.....		1 2,040	1 2,040		
Carpenter.....			1 2,000		
Truckmasters.....		2 1,680	2 2,040		
Clerks.....		6 1,965	12 1,940		
Foremen.....		11 1,957	12 1,957		
Mechanics.....		14 1,950	8 1,926		
Salary range, \$1,680 to \$2,040; average, \$1,860—					
Body finisher.....			1 1,800		
Carpenter.....		1 1,800			
Sheet metal worker.....		1 1,800	1 1,800		
Trimmer and upholsterer.....		1 1,800	1 1,800		
Clerks.....	18 1,800	10 1,793	11 1,773		
Storekeepers.....		5 1,793	3 1,740		
Mechanics.....		26 1,782	24 1,793		
Machinists.....		3 1,770	2 1,770		
Chauffeurs.....		1 1,740			
Foremen.....		2 1,740	2 1,740		
Spare parts experts.....	2 1,800		2 1,740		
Assistant.....			1 1,680		
Repairmen.....		2 1,680	2 1,680		
Salary range, \$1,500 to \$1,680; average, \$1,680—					
Crane operator.....		1 1,640	1 1,640		
Inspector.....		1 1,640			
Truckmasters.....		2 1,640	2 1,640		
Mechanics.....	1 1,620	14 1,620	15 1,580		
Packer.....	1 1,600	1 1,600	1 1,600		
Clerks.....	3 1,571	13 1,590	12 1,560		
Repairmen.....			3 1,590		
Storekeepers.....		5 1,580	3 1,560		
Chassis assembler.....		1 1,560			
Foreman.....			1 1,540		
Laborer.....		1 1,500	1 1,502		
Salary range, \$1,320 to \$1,680; average, \$1,500—					
Blue print operator.....		1 1,440	1 1,440		
Porter.....			1 1,440		
Stockmen.....		2 1,440	3 1,380		
Storekeeper.....	1 1,440	1 1,440	1 1,440		
Tractor operator.....		1 1,440	1 1,440		
Trimmers and upholsterers.....		2 1,440			
Warehousing and spare parts instructor.....		1 1,440			
Warehouse superintendent.....		1 1,440	1 1,440		
Clerks.....	15 1,410	35 1,410	42 1,385		
Foremen.....	2 1,263	2 1,380	1 1,340		
Chauffeurs.....		15 1,386	13 1,380		
Mechanics.....		12 1,380	10 1,410		
Laborers.....		1 1,320	3 1,346		
Salary range, \$1,140 to \$1,500; average, \$1,320—					
Mechanic helper.....		1 1,207	1 1,240		
Stockmen.....		3 1,260			
Packers.....	1 1,240	1 1,240	2 2,220		
Watchmen.....			3 1,240		
Messengers.....			2 1,230		
Clerks.....	6 1,320	6 1,220	6 1,220		
Chauffeurs.....	15 1,218	58 1,218	59 1,227		
Laborers.....		6 1,210	8 1,230		
Mechanics.....		4 1,200	4 1,220		
Tire repairman.....		1 1,200	1 1,200		
Checkers.....	1 1,240	3 1,190	2 1,250		
Guards.....			5 1,140		
Marker.....			1 1,140		
Foreman.....		1 1,140	1 1,140		

Estimates of appropriations required for the service of the fiscal year ending June 30, 1927—Continued

General object (title of appropriation), date of acts, references to Statutes at Large, or to Revised Statutes, and estimated amount required for each detailed object				Total amount to be appropriated under each head of appropriation	Amount appropriated for the fiscal year ending June 30, 1926
Army Transportation—Continued.					
	Estimated expenditures, 1927 appropriation	Estimated expenditures, 1926 appropriation	Expended and obligated, 1925		
MOTOR TRANSPORTATION—continued					
Field service—Continued.					
Salaries and wages—Continued.					
Salary range, \$1,020 to \$1,260; average, \$1,140—	Average—	Average—	Average—		
Mechanic assistants.....	No. Salary	No. Salary	No. Salary		
Painter.....	2 \$1,100	1 1,080	1 1,080		
Stock clerk.....	1 1,080	1 1,080	1 1,080		
Laborers.....	1 1,020	4 1,080	4 1,080		
Salary range, \$900 to \$1,140; average, \$1,020—					
Chauffeurs.....	2 960				
Janitor.....	1 960	1 960	1 960		
Mechanic.....	1 960	1 960	1 960		
Painter.....	1 960				
Stock clerk.....	1 960				
Laborers.....	9 947	6 930	6 930		
Salary range, \$780 to \$1,020; average, \$900—					
Clerk.....	1 840				
Laborers.....	2 834	1 840	1 840		
Messenger.....	1 800				
Salary range, \$420 to \$600; average, \$510—					
Laborers.....	2 557				
Salary range, \$240 to \$420; average, \$330—					
Chauffeur.....	1 200				
Total average number of employees.....	81	363	376		
Total salaries and wages, field service.....	\$131,219	580,000	619,038		
The difference between 1927 and 1926 is due to decrease in force.					
Supplies and materials:					
0233 Gasoline for operation of tactical vehicles.....	320,449	422,326	422,840		
0233 Gasoline for operation of all other vehicles.....	282,572	249,674	273,514		
Cleaning and preserving supplies.....	21,000	21,000	21,568		
02 Total supplies and materials.....	624,021	721,000	717,922		
Rents:					
1112 Motor trucks and passenger-carrying automobiles, hire of.....	300	300	300		
Repairs and alterations:					
1280 Bicycles, repair of.....		1,000	2,153		
1280 Repairs to motor vehicles.....	281,331	350,700	421,844		
1280 Motor transport shops, maintenance and repair.....		102,500	90,405		
12 Total repairs and alterations.....	281,331	454,200	514,402		
30 Motor vehicles, procurement of.....		125,000	50,000		
Reserve.....		227,000			
Total.....	1,035,871	1,852,500	1,901,662		
RAIL TRANSPORTATION					
Field service:					
Salaries and wages—					
Salary range, \$2,700 to \$3,300; average, \$3,000—					
Traffic expert.....	1 3,000	1 3,000	1 3,000		
Master mechanic.....	1 3,000	1 3,000	1 3,000		
Locomotive engineers.....	2 3,000	2 3,000	2 3,000		
Salary range, \$2,400 to \$3,000; average, \$2,700—					
Conductors.....	2 2,740	2 2,740	2 2,740		
Principal clerk.....	1 2,700	1 2,700	1 2,700		
Foreman engineer.....	1 2,700	1 2,700	1 2,700		
Salary range, \$2,100 to \$2,700; average, \$2,400—					
Principal clerks.....	8 2,400	8 2,400	8 2,400		
Master mechanic.....	1 2,400	1 2,400	1 2,400		
Rate clerk.....	1 2,400	1 2,400	1 2,240		
Traffic manager.....	1 2,300	1 2,300	1 2,300		
Transportation clerks.....	4 2,200	4 2,200	4 2,200		
Salary range, \$1,860 to \$2,400; average, \$2,100—					
Principal clerks.....	11 2,107	11 2,107	9 2,140		
Rate clerks.....	5 2,100	5 2,100	5 2,076		
Locomotive engineers.....	9 2,058	9 2,058	9 2,051		
Machinists.....	5 1,920	5 1,920	5 1,920		
Electrician.....	1 1,920	1 1,920	1 1,920		
Blacksmith.....	1 1,920	1 1,920	1 1,920		
Salary range, \$1,680 to \$2,040; average, \$1,860—					
Crane repairman.....			1 1,884		
Transportation clerks.....	5 1,868	5 1,868	5 1,868		
Crane engineers.....	9 1,864	9 1,864	8 1,888		
Mechanic.....	1 1,860	1 1,860	1 1,860		
Yardmasters.....	1 1,840	1 1,840	2 1,790		
Sawyer.....	1 1,800	1 1,800	1 1,800		
Conductor.....	1 1,800	1 1,800	1 1,800		
Rate clerks.....	3 1,780	3 1,780	2 1,770		
Clerks.....	24 1,744	24 1,744	20 1,832		
Salary range, \$1,500 to \$1,860; average, \$1,680—					
Checker.....			1 1,740		
Foreman laborers.....	4 1,695	4 1,695	4 1,695		
Cat repairmen.....	2 1,680	2 1,680	2 1,680		
Crane operator.....	1 1,680	1 1,680	1 1,680		
Transportation clerks.....	3 1,653	3 1,653	3 1,653		
Locomotive engineer.....	1 1,640	1 1,640	1 1,640		
Clerks.....	43 1,596	43 1,596	53 1,601		

Estimates of appropriations required for the service of the fiscal year ending June 30, 1927—Continued

General object (title of appropriation), date of acts, references to Statutes at Large, or to Revised Statutes, and estimated amount required for each detailed object				Total amount to be appropriated under each head of appropriation	Amount appropriated for the fiscal year ending June 30, 1926
Army Transportation—Continued.					
	Estimated expenditures, 1927 appropriation	Estimated expenditures, 1926 appropriation	Expended and obligated, 1925		
RAIL TRANSPORTATION—continued					
Field service—Continued.					
Salaries and wages—Continued.					
Salary range, \$1,320 to \$1,680; average, \$1,500—	<i>Average—</i>	<i>Average—</i>	<i>Average—</i>		
	No. Salary	No. Salary	No. Salary		
Stenographers.....	9 \$1,493	9 \$1,493	7 \$1,448		
Locomotive firemen.....	4 1,477	4 1,477	3 1,490		
Slingmen.....	4 1,470	4 1,470	5 1,456		
Hostlers.....	3 1,460	3 1,460	3 1,460		
Weighmaster.....	1 1,440	1 1,440	1 1,440		
Checkers.....	2 1,440	2 1,440	4 1,455		
Clerks.....	28½ 1,439	28½ 1,439	32 1,428		
Salary range, \$1,140 to \$1,500; average, \$1,320—					
Foremen laborers.....	3 1,400	3 1,400	4 1,410		
Crane engineers.....	4 1,395	4 1,395	5 1,404		
Laborers.....	2 1,378	2 1,378	3 1,276		
Typists.....	4 1,345	4 1,345	4 1,335		
Skilled laborers.....	3 1,293	3 1,293	3 1,360		
Clerks.....	8 1,255	8 1,255	9 1,265		
Salary range, \$1,020 to \$1,280; average, \$1,140—					
Messenger.....	1 1,200	1 1,200	1 1,200		
Blacksmith helper.....	1 1,200	1 1,200	1 1,200		
Hostlers.....	2 1,170	2 1,170	1 1,140		
Checker.....	1 1,140	1 1,140	1 1,140		
Laborers.....	40 1,124	40 1,124	25 1,094		
Fireman.....			1 1,080		
Foreman.....			1 1,040		
Packers.....			7 1,037		
Clerk.....	1 1,020	1 1,020			
Salary range, \$900 to \$1,140; average, \$1,020—					
Messengers.....	2 990	2 990	2 990		
Laborers.....	39½ 930	39½ 930	56 919		
Salary range, \$780 to \$1,020; average, \$900—					
Firemen.....	2 840	2 840	2 840		
Flagman.....	1 840	1 840	1 840		
Locomotive engineer.....			1 840		
Foremen.....	1 840	1 840	2 840		
Copyists.....			2 780		
Checkers.....	1 780	1 780	3 740		
Salary range, \$600 to \$780; average, \$690—					
Laborers.....	44½ 720	44½ 720	53 718		
Hostler helpers.....	2 720	2 720	2 720		
Checkers.....	2 720	2 720			
Messengers.....	2 690	2 690	2 690		
Engineers.....			4 672		
Capatazes.....			3 660		
Foremen.....	2 600	2 600	2 600		
Salary range, \$420 to \$600; average, \$510—					
Typists.....	2 540	2 540			
Messenger.....	1 540	1 540	1 540		
Firemen.....	4 495	4 495	4 494		
Quartermaster agent.....	1 480	1 480	1 480		
Brakeman.....	1 480	1 480	1 480		
Engineers.....	5 468	5 468			
Capatazes.....	2 450	2 450	2 540		
Watchman.....	1 420	1 420	1 420		
Salary range, \$240 to \$420; average, \$330—					
Assistant foremen.....	2 360	2 360			
Capataz.....	1 360	1 360			
Laborers.....	30 300	62 300	47½ 240		
Laborers.....	47 275	80 275	114 267		
Contract dock labor.....		16,000			
Total average number of employees.....	471½	536½	586½		
Total salaries and wages, field service.....	552,746	595,660	613,400		
The difference between 1927 and 1926 is due to decrease in force, \$42,914.					
Travel expenses:					
0600 Recruits, transportation of (including street-car tickets, tolls, and ferrages).....	1,332,390	1,330,505	813,798		
0600 Civilian employees, reimbursement of traveling expenses and per diem while traveling.....	40,000	40,000	63,210		
0600 Cadets, U. S. Military Academy, reimbursement of travel expenses.....			17,000		
0600 Travel allowance to discharged officers and enlisted men.....	2,240,000	2,115,000	904,539		
0600 Fare and sleeping accommodations, when authorized, of individual enlisted men furnished transportation, and for organizations (including officers traveling with troops).....	211,020	336,020	479,216		
0600 Applicants for enlistment, transportation of (including street-car tickets, tolls, and ferrages).....	218,000	218,000	136,463		
0600 Recruiting parties, transportation of (including street-car tickets, tolls, and ferrages).....	42,000	42,000	69,426		
0600 Dishonorably discharged soldiers and insane persons, transportation of.....	35,000	35,000	49,029		
0600 All authorized agents and employees of the Army, transportation of.....	30,000	30,000	26,321		
0600 Dependents of officers upon permanent change of station, transportation of.....	264,548	188,300	242,506		
0600 Street-car tickets, tolls, and ferrages (except for applicants for enlistment, recruits, and recruiting parties).....	16,740	16,000	36,967		

Estimates of appropriations required for the service of the fiscal year ending June 30, 1927—Continued

General object (title of appropriation), date of acts, references to Statutes at Large, or to Revised Statutes, and estimated amount required for each detailed object				Total amount to be appropriated under each head of appropriation	Amount appropriated for the fiscal year ending June 30, 1926
Army Transportation—Continued.					
	Estimated expenditures, 1927 appropriation	Estimated expenditures, 1926 appropriation	Expended and obligated, 1925		
Travel expenses—Continued.					
0600 Members of the Army Nurse Corps, transportation of, or reimbursement of travel expenses, and per diem while traveling	\$11,000	\$11,000	\$8,950		
0600 Fare of military prisoners and insane persons before release from an institution	25,000	42,000	32,457		
0600 Dependents of enlisted men upon permanent change of station, transportation of	29,400	29,400	24,968		
0600 Dependents of warrant officers upon permanent change of station, transportation of	9,000	9,000	7,432		
0600 Miscellaneous items in connection with transportation of persons			4,190		
06 Total travel expenses	4,494,088	4,442,125	2,918,470		
Transportation of things:					
0700 Baggage of members of Army Nurse Corps, transportation of	2,500	2,500	1,466		
0700 Baggage of officers, transportation of (including baggage of Army field clerks)	425,000	431,000	510,845		
0700 Baggage of enlisted men, transportation of (including baggage of warrant officers)	46,000	46,000	55,691		
0700 Baggage of civilian employees, transportation of	3,300	3,300	3,266		
0700 Baggage of field clerks, Quartermaster Corps	880	880	516		
0700 Impediments of organizations and property accompanying troops changing station, transportation of (including cost of transportation of records and colors of inactive organizations incident to Army reorganization)		49,400	39,470		
0700 Public animals with troops changing station, transportation of		5,000	13,282		
0700 Horses of officers changing station, transportation of (including fare of attendant, unless permanent change of station of attendant is involved)	31,000	37,800	32,452		
0700 Clothing and equipage, transportation of	225,000	253,000	202,315		
0700 Quartermaster stores, other, transportation of	1,000,000	1,019,340	1,146,332		
0700 Subsistence stores, transportation of	340,000	456,440	261,644		
0700 Horses for Cavalry, Artillery, Engineers, etc., transportation of	25,452	24,000	93,719		
0700 Horse equipment, transportation of	13,400	13,400	31,472		
0700 Ordnance, ordnance stores, and small arms, transportation of	345,000	338,000	453,040		
0700 Signal Corps stores, transportation of	65,000	70,200	52,240		
0700 Engineer Corps stores, transportation of	30,000	30,000	42,346		
0700 Medical Department supplies, transportation of	56,500	56,500	82,366		
0700 Aviation Service supplies, transportation of	200,000	200,000	248,022		
0700 Chemical Warfare Service supplies, transportation of	5,880	5,880	10,350		
0700 Funds of the Army, money accounts and finance records, transportation of	2,000	2,100	1,888		
0700 Fire-control equipment, transportation of	63	63			
0700 Coast Artillery supplies, transportation of	450	19,500			
0700 Drayage, cartage, and hauling for the Army	11,000	9,473	11,576		
0700 Packing and crating supplies and baggage	315,799	200,000	416,582		
0700 Submarine mine supplies, transportation of		2,100	1,011		
0700 Draft and pack animals, transportation of from place of purchase			8,526		
0700 Shipment of War Reserves	50,000	150,000			
07 Total transportation of things	3,194,224	3,425,876	3,720,415		
12 Railroad equipment, repairs and maintenance	100,000	107,680	130,698		
Reserve		215,741			
Total	8,341,058	8,787,082	7,382,982		

Estimates of appropriations required for the service of the fiscal year ending June 30, 1927—Continued

General object (title of appropriation), date of acts, references to Statutes at Large, or to Revised Statutes, and estimated amount required for each detailed object				Total amount to be appropriated under each head of appropriation	Amount appropriated for the fiscal year ending June 30, 1926																																																																																
<p>Horses for Cavalry, Artillery, Engineers, Etc.—</p> <p>For the purchase of horses within limits as to age, sex, and size to be prescribed by the Secretary of War for remounts for officers entitled to public mounts, for the United States Military Academy, and for such organizations and members of the military service as may be required to be mounted, and for all expenses incident to such purchases (including [\$150,000] \$130,000 for encouragement of the breeding of riding horses suitable for the Army, in cooperation with the Bureau of Animal Industry, Department of Agriculture, including the purchase of animals for breeding purposes and their maintenance), [\$500,000] \$430,165: <i>Provided</i>, That the number of horses purchased under this appropriation shall be limited to the actual needs of the mounted service, including reasonable provision for remounts. When practicable, horses shall be purchased in open market at all military posts or stations, when needed, within a maximum price to be fixed by the Secretary of War: <i>Provided further</i>, That no part of this appropriation shall be expended for the purchase of any horse below the standard set by Army Regulations for Cavalry and Artillery horses, except when purchased as remounts or for instruction of cadets at the United States Military Academy, except that not to exceed [\$3,000] \$100 of this appropriation shall be available for the purchase of native Chinese horses of specifications to be approved by the Secretary of War for the actual needs of the American Forces in China: <i>And provided further</i>, That no part of this appropriation shall be expended for polo ponies except for West Point Military Academy, and such ponies shall not be used at any other place: <i>And provided further</i>, That the Secretary of War may, in his discretion, and under such rules and regulations as he may prescribe, accept donations of animals for breeding and donations of money or other property to be used as prizes or awards at agricultural fairs, horse shows, and similar exhibitions, in order to encourage the breeding of riding horses suitable for Army purposes: <i>And provided further</i>, That the Secretary of War shall report annually to Congress, at the commencement of each session, a statement of all expenditures under this appropriation, and full particulars of means adopted and carried into effect for the encouragement of the breeding of riding horses suitable for the military service (<i>R. S.</i>, p. 206, sec. 1133; p. 221, sec. 1270; act Feb. 12, 1925, vol. 43, p. 901)-----</p>				\$430, 165. 00	\$500, 000. 00																																																																																
<table><tr><td></td><td>Estimated expenditures, 1927 appropriation</td><td>Estimated expenditures, 1926 appropriation</td><td>Expended and obligated, 1925</td></tr><tr><td>Field service:</td><td></td><td></td><td></td></tr><tr><td>Salaries and wages—</td><td></td><td></td><td></td></tr><tr><td>Salary range, \$3,800 to \$5,000; average, \$4,400—</td><td>Average— No. 1 Salary \$5, 100</td><td>Average— No. 1 Salary \$5, 100</td><td>Average— No. 1 Salary \$5, 100</td></tr><tr><td>Horse-breeding expert.....</td><td>1 2, 100</td><td>1 2, 100</td><td>1 2, 100</td></tr><tr><td>Salary range, \$1,860 to \$2,400; average, \$2,100—</td><td></td><td></td><td></td></tr><tr><td>Chief clerk.....</td><td>1 1, 860</td><td>1 1, 860</td><td>1 1, 860</td></tr><tr><td>Stenographer.....</td><td></td><td></td><td></td></tr><tr><td>Salary range, \$1,320 to \$1,680; average, \$1,500—</td><td></td><td></td><td></td></tr><tr><td>Stenographers.....</td><td>2 1, 380</td><td>2 1, 380</td><td>2 1, 380</td></tr><tr><td>Salary range, \$1,020 to \$1,260; average, \$1,140—</td><td></td><td></td><td></td></tr><tr><td>Stenographer.....</td><td>1 1, 200</td><td>1 1, 200</td><td>1 1, 200</td></tr><tr><td>Total average number of employees.....</td><td>6</td><td>6</td><td>6</td></tr><tr><td>Total salaries and wages, field service.....</td><td>13, 020</td><td>13, 020</td><td>13, 020</td></tr><tr><td>Equipment:</td><td></td><td></td><td></td></tr><tr><td>3040 Horses for Cavalry, Artillery, Signal Corps, Engineers, Infantry, Medical Department, and Indian Scouts, and for officers entitled to public mounts, purchase of, including expenses incident to purchase.....</td><td>300, 165</td><td>330, 000</td><td>850, 000</td></tr><tr><td>3040 Expenses incident to the encouragement of breeding of riding horses suitable for the Army, including cooperation with the Bureau of Animal Industry, Department of Agriculture, and for the purchase of animals for breeding purposes and their maintenance.....</td><td>116, 980</td><td>136, 980</td><td>136, 980</td></tr><tr><td>30 Total equipment.....</td><td>417, 145</td><td>466, 980</td><td>986, 980</td></tr><tr><td>Reserve.....</td><td></td><td>20, 000</td><td></td></tr><tr><td>Total.....</td><td>430, 165</td><td>500, 000</td><td>1, 000, 000</td></tr></table>					Estimated expenditures, 1927 appropriation	Estimated expenditures, 1926 appropriation	Expended and obligated, 1925	Field service:				Salaries and wages—				Salary range, \$3,800 to \$5,000; average, \$4,400—	Average— No. 1 Salary \$5, 100	Average— No. 1 Salary \$5, 100	Average— No. 1 Salary \$5, 100	Horse-breeding expert.....	1 2, 100	1 2, 100	1 2, 100	Salary range, \$1,860 to \$2,400; average, \$2,100—				Chief clerk.....	1 1, 860	1 1, 860	1 1, 860	Stenographer.....				Salary range, \$1,320 to \$1,680; average, \$1,500—				Stenographers.....	2 1, 380	2 1, 380	2 1, 380	Salary range, \$1,020 to \$1,260; average, \$1,140—				Stenographer.....	1 1, 200	1 1, 200	1 1, 200	Total average number of employees.....	6	6	6	Total salaries and wages, field service.....	13, 020	13, 020	13, 020	Equipment:				3040 Horses for Cavalry, Artillery, Signal Corps, Engineers, Infantry, Medical Department, and Indian Scouts, and for officers entitled to public mounts, purchase of, including expenses incident to purchase.....	300, 165	330, 000	850, 000	3040 Expenses incident to the encouragement of breeding of riding horses suitable for the Army, including cooperation with the Bureau of Animal Industry, Department of Agriculture, and for the purchase of animals for breeding purposes and their maintenance.....	116, 980	136, 980	136, 980	30 Total equipment.....	417, 145	466, 980	986, 980	Reserve.....		20, 000		Total.....	430, 165	500, 000	1, 000, 000		
	Estimated expenditures, 1927 appropriation	Estimated expenditures, 1926 appropriation	Expended and obligated, 1925																																																																																		
Field service:																																																																																					
Salaries and wages—																																																																																					
Salary range, \$3,800 to \$5,000; average, \$4,400—	Average— No. 1 Salary \$5, 100	Average— No. 1 Salary \$5, 100	Average— No. 1 Salary \$5, 100																																																																																		
Horse-breeding expert.....	1 2, 100	1 2, 100	1 2, 100																																																																																		
Salary range, \$1,860 to \$2,400; average, \$2,100—																																																																																					
Chief clerk.....	1 1, 860	1 1, 860	1 1, 860																																																																																		
Stenographer.....																																																																																					
Salary range, \$1,320 to \$1,680; average, \$1,500—																																																																																					
Stenographers.....	2 1, 380	2 1, 380	2 1, 380																																																																																		
Salary range, \$1,020 to \$1,260; average, \$1,140—																																																																																					
Stenographer.....	1 1, 200	1 1, 200	1 1, 200																																																																																		
Total average number of employees.....	6	6	6																																																																																		
Total salaries and wages, field service.....	13, 020	13, 020	13, 020																																																																																		
Equipment:																																																																																					
3040 Horses for Cavalry, Artillery, Signal Corps, Engineers, Infantry, Medical Department, and Indian Scouts, and for officers entitled to public mounts, purchase of, including expenses incident to purchase.....	300, 165	330, 000	850, 000																																																																																		
3040 Expenses incident to the encouragement of breeding of riding horses suitable for the Army, including cooperation with the Bureau of Animal Industry, Department of Agriculture, and for the purchase of animals for breeding purposes and their maintenance.....	116, 980	136, 980	136, 980																																																																																		
30 Total equipment.....	417, 145	466, 980	986, 980																																																																																		
Reserve.....		20, 000																																																																																			
Total.....	430, 165	500, 000	1, 000, 000																																																																																		
<p>Military Posts—</p> <p>For the construction and enlargement at military posts of such buildings as in the judgment of the Secretary of War may be necessary, including all appurtenances thereto (<i>acts June 5, 1920, vol. 41, p. 963; Feb. 12, 1925, vol. 43, p. 902</i>)-----</p>				100. 00	100. 00																																																																																

Estimates of appropriations required for the service of the fiscal year ending June 30, 1927—Continued

General object (title of appropriation), date of acts, references to Statutes at Large, or to Revised Statutes, and estimated amount required for each detailed object				Total amount to be appropriated under each head of appropriation	Amount appropriated for the fiscal year ending June 30, 1926
Military Posts—Continued.					
	Estimated expenditures, 1927 appropriation	Estimated expenditures, 1926 appropriation	Expended and obligated, 1925		
Structures and parts and nonstructural improvements to land:					
3211 Construction of barracks for one regiment of Infantry (less two battalions) at Fort Benning, Ga.			\$385,000		
3211 Improving heating system, Fort Sill, Okla.			43,332		
3211 Construction and enlargement of buildings at military posts	\$100				
32 Total structures and parts and nonstructural improvements to land	100		428,332		
Reserve		\$100			
Total	100	100	428,332		
<p>【Whenever in the opinion of the President, the lands and improvements or any portion of them of the military post or reservation at Fort Porter, New York, are no longer necessary for military purposes, he may, in his discretion, cause to be appraised and sold in one or more parts that portion of such real property to which the United States holds a fee simple title, under such regulations as to public notice and terms and conditions of sale as he may prescribe and the proceeds to be deposited in the Treasury: <i>Provided</i>, That not exceeding \$400,000 of the proceeds of such sale or sales is hereby appropriated for the construction of barracks and quarters or other buildings and utilities to accommodate a battalion of Infantry upon another Government-owned military post or reservation within the Second Corps Area: <i>Provided further</i>, That the provisions of section 1136 of the Revised Statutes shall not apply to the structures authorized herein: <i>Provided further</i>, That the President is authorized to reconvey to the State of New York such portions of the military post at Fort Porter that were originally donated by the State of New York, when, in his opinion, such land is no longer needed for military purposes.】</p> <p>Military Posts, Hawaiian Islands— For the construction and enlargement at military posts of such buildings as in the judgment of the Secretary of War may be necessary, including all appurtenances thereto (<i>acts Jan. 22, 1923, vol. 42, p. 1148; Feb. 12, 1925, vol. 43, p. 902</i>)</p>				\$100.00	\$100.00
	Estimated expenditures, 1927 appropriation	Estimated expenditures, 1926 appropriation	Expended and obligated, 1925		
Structures and parts and nonstructural improvements to land:					
3211 Construction and enlargement of buildings at military posts	\$100				
3213 Continuing construction of the Ku Tree Reservoir			\$150,000		
3213 Completion water supply project, Pearl Harbor naval station, Fort Kamehameha, and Ford Island			74,000		
32 Total structures and parts and nonstructural improvements to land	100		224,000		
Reserve		\$100			
Total	100	100	224,000		
<p>Military Posts, Panama Canal— For the construction and enlargement at military posts of such buildings as in the judgment of the Secretary of War may be necessary, including all appurtenances thereto (<i>acts Mar. 3, 1921, vol. 41, p. 1352; Feb. 12, 1925, vol. 43, p. 902</i>)</p>				100.00	100.00
	Estimated expenditures, 1927 appropriation	Estimated expenditures, 1926 appropriation	Expended and obligated, 1925		
32 Storage construction	\$100		\$557,850		
Reserve		\$100			
Total	100	100	557,850		

Estimates of appropriations required for the service of the fiscal year ending June 30, 1927—Continued

General object (title of appropriation), date of acts, references to Statutes at Large, or to Revised Statutes, and estimated amount required for each detailed object				Total amount to be appropriated under each head of appropriation	Amount appropriated for the fiscal year ending June 30, 1926
Barracks and Quarters—					
For construction, repair, and rental of barracks, quarters, stables, storehouses, magazines, administration and office buildings, sheds, shops, garages, reclamation plants, and other buildings necessary for the shelter of the Army and its property, including retired officers and enlisted men when ordered to active duty; for rental of grounds for military purposes, of recruiting stations, and of lodgings for recruits and applicants for enlistment; for repair of such furniture for Government-owned officers' quarters and officers' messes as may be approved by the Secretary of War; for wall lockers, refrigerators, screen doors, window screens, storm doors and sash, window shades, and flooring and framing for tents, [\$4,250,000] \$3,324,812: <i>Provided</i> , That this appropriation shall be available for rental of offices, garages, and stables for military attaches[: <i>Provided further</i> , That \$29,500, or so much thereof as may be necessary, shall be used for repairing buildings within the old fort at Fort Ontario, New York, and placing them in habitable condition: <i>Provided further</i> , That \$3,500 of this appropriation shall be available for the purchase of approximately forty-three and six-tenths acres of land opposite the Fort Reno, Oklahoma, pumping plant, to be used in an effort to straighten the course of the North Canadian River] (R. S. p. 206, sec. 1136; p. 211, sec. 1270; act Feb. 12, 1925, vol. 43, p. 903)				\$3, 324, 812. 00	\$4, 250, 000. 00
	Estimated expenditures, 1927 appropriation	Estimated expenditures, 1926 appropriation	Expended and obligated, 1925		
Field service:					
Salaries and wages—					
Salary range, \$3,800 to \$5,000; average, \$4,400—	<i>Average—</i>	<i>Average—</i>	<i>Average—</i>		
Hydraulic and sanitary engineer	No. Salary	No. Salary	No. Salary		
Civil engineer	1 3,800	1 3,800	1 3,800		
Salary range, \$3,300 to \$3,900; average, \$3,600—					
Structural engineer	1 3,600	1 3,600	1 3,600		
Consulting engineer	1 3,600	1 3,600	1 3,600		
Estimator, building material	1 3,600	1 3,600	1 3,600		
Technical assistant	1 3,600	1 3,600	1 3,600		
Superintendents, construction	2 3,600	2 3,600	2 3,450		
Architects	2 3,450	2 3,450	2 3,360		
Supervisory engineer	1 3,300	1 3,300	1 3,300		
Salary range, \$3,000 to \$3,600; average, \$3,300—					
Superintendents of construction	2 3,100	2 3,100	1 3,200		
Accountant	1 3,000	1 3,000	1 3,000		
Hydraulic and sanitary engineer	1 3,000	1 3,000	1 3,000		
Civil engineers	4 3,000	4 3,000	4 3,000		
Architects	2 3,000	2 3,000	2 3,000		
Supervising engineer	1 3,000	1 3,000	1 3,000		
Electrical inspector	1 3,000	1 3,000	1 3,000		
Mechanical engineer	1 3,000	1 3,000	1 3,000		
Fire-prevention engineer	1 3,000	1 3,000	1 3,000		
Electrical engineer	1 3,000	1 3,000	1 3,000		
Draftsman	1 3,000	1 3,000	1 3,000		
Carpenter	1 3,000	1 3,000	1 3,000		
Superintendents of construction	3 2,700	3 2,700	2 3,300		
Salary range, \$2,700 to \$3,300; average, \$3,000—					
Chief clerk	1 2,800	1 2,800	1 2,800		
Structural engineer	1 2,800	1 2,800	1 2,800		
Civil engineers	6 2,756	6 2,756	6 2,756		
Real estate expert	1 2,700	1 2,700	1 2,700		
Voucher clerk	1 2,700	1 2,700	1 2,700		
Superintendents of construction	2 2,700	2 2,700	1 2,700		
Supervisory engineer	1 2,700	1 2,700	1 2,700		
Mechanical engineer	1 2,700	1 2,700	1 2,700		
Fire-prevention engineer	1 2,700	1 2,700	2 2,700		
Draftsmen	9 2,700	9 2,700	9 2,700		
Superintendent of utilities	1 2,700	1 2,700	1 2,700		
Electrical engineer	1 2,700	1 2,700	1 2,700		
Salary range, \$2,400 to \$3,000; average, \$2,700—					
Superintendents of construction	2 2,640	2 2,640	2 2,620		
Transitman	1 2,640	1 2,640	1 2,640		
Carpenter	1 2,640	1 2,640	1 2,640		
Principal clerks	3 2,566	3 2,566	3 2,566		
Inspectors of construction	2 2,520	2 2,520	2 2,520		
Assistant building inspector	1 2,500	1 2,500	1 2,500		
Civil engineers	13 2,460	13 2,460	14 2,470		
Draftsmen	13 2,435	13 2,435	11 2,465		
Electrical engineers	5 2,420	5 2,420	6 2,417		
Executive assistant	1 2,400	1 2,400	1 2,400		
Technical assistant	1 2,400	1 2,400	1 2,400		
Chief building inspector	1 2,400	1 2,400	1 2,400		
Building inspectors	2 2,400	2 2,400	2 2,400		
Assistant engineer	1 2,400	1 2,400	1 2,400		
Superintendents of utilities	11 2,400	11 2,400	12 2,403		
Salary range, \$2,100 to \$2,700; average, \$2,400—					
Senior property clerk	1 2,640	1 2,640	1 2,640		
Architect	1 2,340	1 2,340	1 2,340		
Building inspector	1 2,320	1 2,320	1 2,320		
Elevator repairman	1 2,320	1 2,320	1 2,320		
Superintendents of utilities	4 2,235	4 2,235	4 2,235		
Carpenters	6 2,223	6 2,223	6 2,223		
Civil engineer	1 2,200	1 2,200	1 2,200		
Superintendent of construction	1 2,200	1 2,200	2 2,100		
Principal clerks	7 2,171	7 2,171	7 2,171		
Clerks	11 2,136	11 2,136	11 2,136		
Chief clerk	1 2,100	1 2,100	1 2,100		

Estimates of appropriations required for the service of the fiscal year ending June 30, 1927—Continued

General object (title of appropriation), date of acts, references to Statutes at Large, or to Revised Statutes, and estimated amount required for each detailed object

Total amount to be appropriated under each head of appropriation

Amount appropriated for the fiscal year ending June 30, 1926

Barracks and Quarters—Continued.

	Estimated expenditures, 1927 appropriation		Estimated expenditures, 1926 appropriation		Expended and obligated, 1925	
	No.	Average—Salary	No.	Average—Salary	No.	Average—Salary
Field service—Continued.						
Salaries and wages—Continued.						
Salary range, \$2,100 to \$2,700; average \$2,400—Con.						
Auditor	1	\$2,100	1	\$2,100	1	\$2,100
Voucher clerk	1	2,100	1	2,100	1	2,100
Draftsmen	1	2,100	1	2,100	3	2,220
Time inspectors	2	2,070	2	2,070	2	2,070
Salary range, \$1,860 to \$2,400; average, \$2,100—						
Burner and welder			1	2,040	1	2,040
Draftsman			1	2,040	1	2,040
Superintendent of construction			1	2,020	1	2,020
Superintendents of utilities	6	2,005	6	2,003	7	1,845
Painters	10	2,003	10	2,003	10	2,003
Principal clerk	1	2,000	1	2,000	1	2,000
Property clerk	1	2,000	1	2,000	1	2,000
Tinner	1	1,980	1	1,980	1	1,980
Carpenters	24	1,981	26	1,977	26	1,973
Sheet metal workers	3	1,960	3	1,960	5	1,968
Blacksmiths			3	1,960	3	1,960
Mechanics					3	1,946
Clerks	19	1,921	19	1,921	19	1,921
Law clerk	1	1,920	1	1,920	1	1,920
Cost clerk	1	1,920	1	1,920	1	1,920
Building inspectors	4	1,905	4	1,905	4	1,905
Chief clerk	1	1,860	1	1,860	1	1,860
Salary range, \$1,680 to \$2,040; average, \$1,860—						
Electrical mechanic			1	2,040	1	2,040
Pipefitter	1	1,840	1	1,840	1	1,840
Sawyer	1	1,800	1	1,800	1	1,800
Building inspector	1	1,800	1	1,800	1	1,800
Rodman	1	1,800	1	1,800	1	1,800
Ironworker			1	1,800	1	1,800
Tinners	4	1,785	4	1,785	4	1,785
Carpenters	68	1,783	76	1,755	68	1,751
Painters	27	1,783	27	1,753	27	1,753
Sheet metal workers	5	1,782	5	1,752	5	1,752
Chief clerks	2	1,740	2	1,740	2	1,740
Cost clerk	1	1,740	1	1,740	1	1,740
Chief material clerk	1	1,740	1	1,740	1	1,740
Principal clerks	5	1,730	5	1,730	5	1,760
Superintendents of construction					1	1,720
Clerks	28	1,714	28	1,714	31	1,716
Mechanics	2	1,710	2	1,710	2	1,710
Clerk-stenographers	2	1,680	2	1,680	2	1,680
Stenographer typist	1	1,680	1	1,680	1	1,680
Clerk-typist	1	1,680	1	1,680	1	1,680
Salary range, \$1,500 to \$1,680; average, \$1,580—						
Locksmiths	2	1,690	2	1,690	2	1,690
Masons	3	1,640	3	1,640	3	1,640
Assistant superintendent of construction	1	1,640	1	1,640	1	1,640
Tinners	6	1,616	6	1,616	6	1,610
Carpenters	55	1,600	55	1,600	54	1,600
Painters	24	1,596	24	1,596	24	1,617
Blacksmiths	2	1,565	2	1,596	6	1,595
Mechanics	2	1,565	2	1,565	2	1,565
Stenographer	1	1,560	1	1,560	1	1,560
Clerks	23	1,537	23	1,537	23	1,537
Clerk-stenographers	4	1,530	4	1,530	4	1,530
Storekeepers	2	1,530	2	1,530	2	1,530
Stenographer-typists	4	1,515	4	1,515	4	1,515
Clerk-typists	2	1,500	2	1,500	2	1,500
Typist	1	1,500	1	1,500	1	1,500
Draftsman	1	1,500	1	1,500	1	1,500
Storeman			1	1,500	1	1,500
Laborers			12	1,352	12	1,377
Salary range, \$1,320 to \$1,680; average, \$1,500—						
Stenographer-typists	2	1,440	2	1,440	2	1,440
Stenographers	4	1,440	4	1,440	4	1,440
Storekeeper	1	1,440	1	1,440	1	1,440
Draftsman	1	1,440	1	1,440	1	1,440
Tinner	1	1,440	1	1,440	1	1,440
Mason	1	1,440	1	1,440	1	1,440
Blacksmith	1	1,427	1	1,427	1	1,427
Clerks	52	1,423	52	1,423	54	1,423
Clerk-stenographers	6	1,420	6	1,420	6	1,420
Carpenters	16	1,414	16	1,414	16	1,388
Painters	7	1,400	7	1,400	7	1,400
Cost clerks	2	1,380	2	1,380	2	1,380
Typists	2	1,380	2	1,380	2	1,380
Mechanic and locksmith	1	1,380	1	1,380	1	1,380
Multigraph operator	1	1,320	1	1,320	1	1,320
Salary range, \$1,140 to \$1,500; average, \$1,320—						
Assistant superintendent of construction	1	1,500	1	1,500	1	1,500
Blue-print operator	1	1,260	1	1,260	1	1,260
Messenger	1	1,260	1	1,260	1	1,260
Tinner	1	1,240	1	1,240	1	1,240
Clerks	10	1,212	10	1,212	12	1,215
Painter	1	1,200	1	1,200	1	1,200
Carpenters	3	1,196	3	1,196	3	1,196
Laborers	10	1,254	17	1,182	17	1,172
Salary range, \$1,020 to \$1,260; average, \$1,140—						
Carpenter	1	1,160	1	1,160		
Concrete worker	1	1,098	1	1,098	1	1,098
Clerk	1	1,080	1	1,080	1	1,080
Janitor-chauffeur	1	1,080	1	1,080	1	1,080

Estimates of appropriations required for the service of the fiscal year ending June 30, 1927—Continued

General object (title of appropriation), date of acts, references to Statutes at Large, or to Revised Statutes, and estimated amount required for each detailed object				Total amount to be appropriated under each head of appropriation	Amount appropriated for the fiscal year ending June 30, 1926			
Barracks and Quarters—Continued.								
		Estimated expenditures, 1927 appropriation	Estimated expenditures, 1926 appropriation	Expended and obligated, 1925				
Field service—Continued.								
Salaries and wages—Continued.								
Salary range, \$1,020 to \$1,260; average, \$1,140—Con.								
Painters.....	Average— No.	Salary	Average— No.	Salary	Average— No.	Salary		
Laborers.....	2	\$1,050	2	\$1,050	2	\$1,050		
Messengers.....	10	1,044	10	1,044	10	1,044		
Carpenter's helpers.....	2	1,020	2	1,020	2	1,020		
	1	1,020			2	1,140		
Salary range, \$900 to \$1,140; average, \$1,020—								
Timekeeper.....	1	960	1	960	1	960		
Rodman.....	1	900	1	900	1	900		
Laborers.....	3	900	3	900	3	900		
Salary range, \$780 to \$1,020; average, \$900—								
Clerk.....					1	874		
Laborers.....	5	828	5	828	5	828		
Carpenter.....	1	780	1	780	1	724		
Salary range, \$610 to \$780; average, \$690—								
Tinner.....	1	720	1	720	1	760		
Laborers.....	2	720	2	720	2	754		
Carpenters.....	23	701	23	701	23	673		
Painters.....	7	668	7	668	7	668		
Chairman.....	1	660	1	660	1	660		
Masons.....	2	660	2	660	2	660		
Salary range, \$420 to \$620; average, \$510—								
Painter.....	1	570	1	570	1	570		
Metal worker.....	1	570	1	570	1	570		
Total average number of employees.....								
Total salaries and wages, field service.....		699	1,232,250	740	1,296,498	755	1,322,517	
The difference between 1927 and 1926 is due to decrease in force, \$64,248.								
Rents:								
1100 Rental of quarters, barracks, and buildings for occupation by troops, for use as stables, storehouses, offices, and all other military purposes.....						101,863	117,893	125,623
1100 Hire of recruiting stations and lodgings for recruits.....						82,250	82,250	73,374
1111 Rental of ground for cantonments, camp sites, and other military purposes.....						114,448	135,891	117,455
11 Total rents.....						298,561	336,034	316,452
12 Barracks, quarters, stables, storehouses, magazines, administration and office buildings, sheds, shops, reclamation plants; other buildings necessary for the shelter of troops, public animals, and stores; other public buildings at military posts; flooring and framing for tents; screen doors, window screens and shades, and storm doors and sash for barracks, offices and quarters, maintenance and repair.....						1,794,001	2,526,468	1,899,232
30 Furniture for public rooms of officers' messes and officers' quarters at military posts, wall lockers in permanent barracks, and refrigerators in barracks and quarters, purchase, maintenance and repair.....							41,000	64,380
Reserve.....							50,000	
Total.....						3,324,812	4,250,000	3,602,581

Barracks and Quarters, Philippine Islands—

Continuing the work of providing for the proper shelter and protection of officers and enlisted men of the Army of the United States lawfully on duty in the Philippine Islands, including repairs and payment of rents, the acquisition of title to building sites, and such additions to existing military reservations as may be necessary, and including also shelter for the animals and supplies and all other buildings necessary for post administration purposes, and for shelter and repair thereof, and rentals for United States troops in China, **[\$250,000] \$220,000: Provided,** That no part of the said sum shall be expended for the construction of quarters for officers of the Army except in case of emergency with the approval of the Secretary of War, in which case the total cost, including the heating and plumbing apparatus, wiring, and fixtures, shall not exceed in the case of quarters of a general officer the sum of \$8,000, of a colonel or officer above the rank of captain, \$6,000, and an officer of and below the rank of captain, \$4,000 (*acts June 4, 1920, vol. 41, p. 766; Feb. 12, 1925, vol. 43, p. 903*)

\$220,000.00

\$250,000.00

Estimates of appropriations required for the service of the fiscal year ending June 30, 1927—Continued

General object (title of appropriation), date of acts, references to Statutes at Large, or to Revised Statutes, and estimated amount required for each detailed object				Total amount to be appropriated under each head of appropriation	Amount appropriated for the fiscal year ending June 30, 1926
Barracks and Quarters, Philippine Islands—Continued.					
	Estimated expenditures, 1927 appropriation	Estimated expenditures, 1926 appropriation	Expended and obligated, 1925		
11 Rental of grounds for providing the proper shelter and protection for officers and enlisted men of the Army, and for animals and supplies, and all other buildings necessary for post administration purposes, including rentals for the United States troops in China.....	\$70,000	\$70,000	\$67,380		
12 Shelter and protection for officers and enlisted men, animals, and supplies, and all other buildings necessary for post administration purposes in the Philippine Islands, maintenance, operation and repair.....	150,000	175,000	301,209		
Reserve.....		5,000			
Total.....	220,000	250,000	368,589		
Transferred from previous fiscal years to fiscal year 1925.....	\$117,213				
Transferred to fiscal year 1926.....	48,624				
Total.....	68,589				
Water and Sewers at Military Posts—					
Water and sewers at military posts: For procuring and introducing water to buildings and premises at military posts and stations; for the installation and extension of plumbing within buildings where the same is not specifically provided for in other appropriations; for the purchase and repair of fire apparatus, including fire-alarm systems; for the disposal of sewage, and expenses incident thereto; for repairs to water and sewer systems and plumbing; and for hire of employees, [\$2,450,000] \$2,380,196: Provided, That not to exceed \$50,000 of this appropriation shall be expended for new construction work (act Feb. 12, 1925, vol. 43, p. 903)				\$2,380,196.00	\$2,450,000.00
	Estimated expenditures, 1927 appropriation	Estimated expenditures, 1926 appropriation	Expended and obligated, 1925		
Field service:					
Salaries and wages—	Average—	Average—	Average—		
Salary range, \$2,700 to \$3,300; average, \$3,000—	No. 2 Salary \$2,700	No. 2 Salary \$2,700	No. 2 Salary \$2,640		
Pumping-plant operators.....	2	2	2		
Salary range, \$2,400 to \$3,000; average, \$2,700—					
Plumber.....	1 2,500	1 2,500	1 2,440		
Pumping-plant operators.....	3 2,400	3 2,400	3 2,140		
Fire chiefs.....	4 2,400	4 2,400	4 2,355		
Salary range, \$2,100 to \$2,700; average, \$2,400—					
Fire marshal.....	1 2,300	1 2,300	1 2,240		
Plumbers.....	15 2,148	27 2,144	28 2,091		
Fire chiefs.....	7 2,128	8 2,142	8 2,085		
Pumping-plant operators.....	2 2,100	2 2,100	2 1,890		
Salary range, \$1,860 to \$2,400; average, \$2,100—					
Sprinkler mechanics.....	1 2,040	1 2,040	2 2,040		
Assistant fire chiefs.....			2 2,040		
Fire chiefs.....	8 1,980	8 1,980	9 1,866		
Sewage-disposal operator.....	1 1,960	1 1,960	1 1,800		
Plumbers.....	20 1,890	27 1,932	30 1,907		
Pumping-plant operators.....	8 1,927	8 1,927	8 1,905		
Fire-alarm inspector.....		1 1,860	1 1,860		
Assistant fire chief.....	1 1,860	1 1,860	1 1,860		
Salary range, \$1,680 to \$2,040; average, \$1,860—					
Fire chiefs.....	4 1,755	4 1,755	4 1,700		
Sewage-disposal operators.....	2 1,740	2 1,740	2 1,710		
Plumbers.....	53 1,721	62 1,726	67 1,711		
Pumping-plant operators.....	29 1,712	30 1,725	33 1,705		
Assistant fire chiefs.....	1 1,800	2 1,770	7 1,717		
Pumping-plant firemen.....	2 1,680	2 1,680	2 1,673		
Fire-alarm inspector.....			1 1,680		
Salary range, \$1,500 to \$1,860; average, \$1,680—					
Fire chiefs.....	3 1,620	3 1,620	4 1,535		
Sewage-disposal operators.....	4 1,585	4 1,585	5 1,476		
Plumbers.....	31 1,551	32 1,581	34 1,473		
Fire fighters.....	20 1,558	20 1,558	35 1,568		
Pumping-plant operators.....	20 1,527	20 1,527	27 1,518		
Fire-alarm inspectors.....	1 1,500	1 1,500	3 1,546		
Fire department chiefs.....	3 1,500	3 1,500	3 1,500		
Salary range, \$1,320 to \$1,680; average, \$1,500—					
Fire chiefs.....	2 1,680	2 1,680	3 1,566		
Pumping-plant firemen.....	1 1,440	1 1,440	2 1,420		
Plumbers.....	11 1,418	12 1,425	11 1,337		
Drivers.....	4 1,410	4 1,410	9 1,400		
Fire fighters.....	33 1,401	33 1,401	71 1,345		
Pumping-plant operators.....	9 1,373	9 1,373	13 1,329		
Sewage-disposal operators.....	10 1,350	10 1,350	13 1,181		
Laborers.....	5 1,344	5 1,344	5 1,162		

Estimates of appropriations required for the service of the fiscal year ending June 30, 1927—Continued

General object (title of appropriation), date of acts, references to Statutes at Large, or to Revised Statutes, and estimated amount required for each detailed object				Total amount to be appropriated under each head of appropriation	Amount appropriated for the fiscal year ending June 30, 1926
Water and Sewers at Military Posts—Continued.					
	Estimated expenditures, 1927 appropriation	Estimated expenditures, 1926 appropriation	Expended and obligated, 1925		
Field service—Continued.					
Salaries and wages—Continued.					
Salary range, \$1,140 to \$1,500; average, \$1,320—					
Fire chiefs.....	No. 2 Salary \$1,260	No. 2 Salary \$1,260	No. 2 Salary \$1,260		
Plumbers.....	5 1,212	5 1,212	4 1,128		
Sprinkler mechanic.....			1 1,200		
Laborers.....	5 1,188	5 1,188	5 1,140		
Pumping-plant operators.....	9 1,186	9 1,186	10 1,158		
Pumping-plant fireman.....	1 1,140	1 1,140	1 1,080		
Salary range, \$1,020 to \$1,260; average, \$1,140—					
Laborers.....	6 1,190	6 1,190	5 1,140		
Sewage-disposal operator.....	1 1,020	1 1,020	1 960		
Pumping-plant firemen.....	3 1,020	3 1,020	3 900		
Plumber.....	1 1,080	1 960	1 960		
Salary range, \$900 to \$1,140; average, \$1,020—					
Pumping-plant operators.....	5 972	5 972	3 960		
Laborers.....	5 912	5 910	5 845		
Salary range, \$780 to \$1,020; average, \$900—					
Laborers.....	2 810	2 810	2 760		
Salary range, \$600 to \$780; average, \$690—					
Sewage-disposal operators.....	3 720	3 720	3 580		
Plumbers.....	9 683	9 683	9 717		
Pumping-plant operators.....	5 648	5 648	5 600		
Salary range, \$420 to \$600; average, \$510—					
Pumping-plant operators.....	4 510	4 510	4 450		
Plumbers.....	6 490	6 490	8 480		
Pumping-plant firemen.....	3 420	3 420	3 420		
Pump tenders.....			2 420		
Salary range, \$240 to \$420; average, \$330—					
Pumping-plant operators.....	3 360	3 360	3 320		
Fire department chiefs.....	2 360	2 360	2 360		
Oilers.....	3 360	3 360	3 360		
Laborers.....	5 308	5 351	5 228		
Plumbers.....	2 315	2 315	2 315		
Coal passers.....	3 300	3 300	3 300		
Firemen.....	6 300	6 300	6 300		
Total average number of employees.....	421	455	569		
Total salaries and wages, field service.....	616,491	683,000	816,731		
The difference between 1927 and 1926 is due to decrease in force, \$66,509.					
02 Fuel for incinerators and pumping plants.....	450,000	450,000	331,790		
10 Water, purchase of, at military posts and stations.....	620,000	640,000	608,929		
Repairs and alterations:					
1220 Water and sewer systems, including chemicals for purification of water and sewage, and all plumbing in buildings where not specifically otherwise provided for, including all piping for sprinkler systems, maintenance and repair.....	608,705	562,000	404,737		
1280 Fire apparatus, including fire alarm systems, maintenance and repair.....	25,000	25,000	36,207		
1280 Incinerators and other apparatus for the disposal of sewage and garbage, maintenance and repair.....	15,000	15,000	5,682		
12 Total repairs and alterations.....	643,705	602,000	446,626		
30 Fire apparatus, including fire-alarm systems, installation.....	50,000	50,000	73,335		
Reserve.....		25,000			
Total.....	2,390,196	2,450,000	2,277,411		
Roads, Walks, Wharves, and Drainage—					
For the construction and repair by the Quartermaster Corps of roads, walks, and wharves; for the pay of employees; for the disposal of drainage; for dredging channels; and for care and improvement of grounds at military posts and stations, [\$849,381] \$709,381: <i>Provided</i> , That none of the funds appropriated or made available under this act shall be used for the permanent construction of any new roads, walks, or wharves connected with any of the National Army cantonments or National Guard camps (<i>acts June 4, 1920, vol 41, p. 766; Feb. 12, 1925, vol. 43, p. 903</i>).....					
				\$709,381.00	\$849,381.00

Estimates of appropriations required for the service of the fiscal year ending June 30, 1927—Continued

General object (title of appropriation), date of acts, references to Statutes at Large, or to Revised Statutes, and estimated amount required for each detailed object				Total amount to be appropriated under each head of appropriation	Amount appropriated for the fiscal year ending June 30, 1926
Roads, Walks, Wharves, and Drainage—Continued.					
	Estimated expenditures, 1927 appropriation	Estimated expenditures, 1926 appropriation	ended and stated, 1925		
Field service:					
Salaries and wages—	<i>Average—</i>	<i>Average—</i>	<i>Average—</i>		
Salary range, \$2,100 to \$2,700; average, \$2,400—	No. Salary	No. Salary	No. Salary		
Superintendent, road construction.....	1 \$2,100	1 \$2,100	1 \$2,100		
Railroad engineer (road roller).....	1 2,100	1 2,100	1 2,100		
Railroad trackman.....	1 2,100	1 2,100	1 2,025		
Salary range, \$1,860 to \$2,400; average, \$2,100—					
Craneman.....	1 2,040	1 2,040	1 2,040		
Caretaker.....	1 1,940	1 1,940	1 1,940		
Labor foreman.....	1 1,920	1 1,920	1 1,920		
Cable splicer.....	1 1,860	1 1,860	1 1,860		
Gardener.....	1 1,860	1 1,860	1 1,860		
Crusher engineer.....	1 1,860	1 1,860	1 1,860		
Salary range, \$1,680 to \$2,040; average, \$1,860—					
Track foreman.....	1 1,800	1 1,800	1 1,800		
Road foreman.....	2 1,800	2 1,800	2 1,800		
Caretakers.....	2 1,740	2 1,740	2 1,740		
Forester.....	1 1,680	1 1,680	1 1,680		
Mason.....	1 1,680	1 1,680	1 1,680		
Railroad engineer (road roller).....	1 1,680	1 1,680	1 1,680		
Section foremen.....	2 1,680	2 1,680	2 1,680		
Railroad trackman.....	1 1,680	1 1,680	1 1,680		
Laborers.....	2 1,680	3 1,773	3 1,773		
Gardener.....	1 1,640	1 1,640	1 1,680		
Salary range, \$1,500 to \$1,860; average, \$1,680—					
Railroad trackman.....	1 1,560	1 1,560	1 1,560		
Caretaker.....	1 1,500	1 1,500	1 1,500		
Railroad engineer (road roller).....	1 1,500	1 1,500	1 1,500		
Laborers.....	2 1,500	3 1,500	3 1,377		
Salary range, \$1,320 to \$1,680; average, \$1,500—					
Gardeners.....	8 1,407	8 1,407	9 1,407		
Caretakers.....	5 1,396	5 1,396	8 1,407		
Laborers.....	7 1,354	7 1,354	10 1,332		
Railroad trackman.....			6 1,353		
Salary range, \$1,140 to \$1,500; average, \$1,320—					
Gardeners.....	2 1,260	2 1,260	2 1,260		
Caretakers.....	9 1,230	9 1,230	14 1,211		
Laborers.....	25 1,195	27 1,195	31 1,182		
Railroad engineers (road roller).....		2 1,020	2 1,320		
Railroad trackmen.....			5 1,224		
Salary range, \$1,020 to \$1,260; average, \$1,140—					
Caretaker.....	1 1,080	1 1,080			
Laborers.....	13 1,067	14 1,064	21 1,074		
Gardener.....	1 1,020	1 1,020	1 1,020		
Salary range, \$900 to \$1,140; average, \$1,020—					
Laborers.....	14 947		14 966		
Caretakers.....	3 940	3 940	6 940		
Salary range, \$780 to \$1,020; average, \$900—					
Caretakers.....	3 820	3 820	3 820		
Salary range, \$600 to \$780, average, \$600—					
Caretaker.....	1 740	1 740			
Laborers.....	4 720	22 638	30 745		
Gardeners.....	2 600	2 600	2 600		
Railroad trackmen.....			3 620		
Stone crusher foremen.....	2 540	2 540	2 540		
Salary range, \$420 to \$600; average, \$510—					
Laborers.....			7 578		
Gardeners.....	4 547	4 547	4 547		
Railroad engineer (road roller).....	1 540	1 540	1 420		
Caretakers.....	2 480	2 480	2 480		
Railroad track repairmen.....			3 455		
Salary range, \$240 to \$420; average, \$330—					
Laborers.....	4 245	8 285			
Caretakers.....	3 256	3 256	3 256		
01 Total average number of employees.....	133	155	219		
Total salaries and wages, field service.....	150,000	171,118	244,693		
The difference between 1927 and 1926 is due to decrease in force, \$21,118.					
Repairs and alterations:					
1210 Dredging channels.....			33,000		
1210 Roads, walks, and drainage, including care and improvement of grounds at military posts and stations, maintenance and repair.....	307,381	461,263	274,082		
1210 Railroads, sidings, and switches (Quartermaster Corps only), maintenance and repair.....	112,000	112,000	130,876		
1240 Wharves (Quartermaster Corps only), maintenance and repair.....	140,000	90,000	118,570		
12 Total repairs and alterations.....	559,381	663,263	556,478		
Reserve.....		15,000			
Total.....	709,381	849,381	801,171		

Estimates of appropriations required for the service of the fiscal year ending June 30, 1927—Continued

General object (title of appropriation), date of acts, references to Statutes at Large, or to Revised Statutes, and estimated amount required for each detailed object				Total amount to be appropriated under each head of appropriation	Amount appropriated for the fiscal year ending June 30, 1926
Shooting Galleries and Ranges— For shelter, grounds, observation towers, shooting galleries, ranges for small-arms target practice, machine-gun practice, field, mobile, and railway artillery practice, repairs, and expenses incident thereto, including flour for paste for marking targets, hire of employees, such ranges and galleries to be open as far as practicable to the National Guard and organized rifle clubs under regulations to be prescribed by the Secretary of War (<i>act Feb. 12, 1925, vol. 43, p. 904</i>)-----				\$30,000.00	\$36,900.00
	Estimated expenditures, 1927 appropriation	Estimated expenditures, 1926 appropriation	Expended and obligated, 1925		
11 Rental of grounds for shooting galleries and ranges.....	\$5,245	\$8,500	\$2,625		
12 Shooting galleries and shelters, grounds, ranges for target practice, maintenance, and repair.....	24,755	27,400	34,624		
Reserve.....		1,000			
Total.....	30,000	36,900	37,249		
Rent of Buildings, Quartermaster Corps— For rent of buildings and parts of buildings in the District of Columbia for military purposes, \$32,982: <i>Provided, That this appropriation shall not be available if space is provided by the Public Buildings Commission in Government-owned buildings (act Feb. 12, 1925, vol. 43, p. 904)</i> -----				32,982.00	32,982.00
	Estimated expenditures, 1927 appropriation	Estimated expenditures, 1926 appropriation	Expended and obligated, 1925		
11 Rent of buildings in the District of Columbia for military purposes.....	\$32,982	\$32,982	\$58,595		
Sewerage System, Fort Monroe, Virginia— For repair and maintenance of wharf and apron of wharf, including all necessary labor and material therefor, fuel for waiting rooms; water, brooms, and shovels, \$20,280; for one-third of said sum, to be supplied by the United States (<i>act Feb. 12, 1925, vol. 43, p. 904</i>)-----				\$6,760.00	
For rakes, shovels, and brooms; repairs to roadway, pavements, macadam and asphalt block; repairs to street crossings; repairs to street drains, and labor for cleaning roads, \$8,469; for two-thirds of said sum, to be supplied by the United States (<i>same act</i>)-----				5,646.00	
For waste, oil, motor and pump repairs, sewer pipe, cement, brick, stone, supplies, and personal services, \$6,690; for two-thirds of said sum, to be supplied by the United States (<i>same act</i>)-----				4,460.00	
				16,866.00	16,866.00
	Estimated expenditures, 1927 appropriation	Estimated expenditures, 1926 appropriation	Expended and obligated, 1925		
Supplies and materials:					
0280 Maintenance and repair of wharf.....	\$6,760	\$6,760	\$7,064		
0280 Maintenance and repair of roads.....	5,646	5,646	5,379		
0280 Maintenance and repair of sewers.....	4,460	4,460	4,193		
02 Total supplies and materials.....	16,866	16,866	16,636		
Total.....	16,866	16,866	16,666		
Construction and Repair of Hospitals— For construction and repair of hospitals at military posts already established and occupied, including all expenditures for construction and repairs required at the Army and Navy Hospital at Hot Springs, Arkansas, and for the construction and repair of general hospitals and expenses incident thereto, and for additions needed to meet the requirements of increased garrisons, and for temporary hospitals in standing camps and cantonments; for the alteration of permanent buildings at posts for use as hospitals, construction and repair of temporary hospital buildings at permanent posts, construction and repair of temporary general hospitals, rental or purchase of grounds, and rental and alteration of buildings for use for hospital purposes in the District of Columbia and elsewhere, including necessary temporary quarters for hospital personnel, outbuildings, heating and laundry apparatus, plumbing, water and sewers, and electric work, cooking apparatus, and roads and walks for the same, \$440,000: <i>Provided, That no part of this appropriation shall be used for the construction of new hospitals (act Feb. 12, 1925, vol. 43, p. 904)</i> -----				440,000.00	440,000.00

Estimates of appropriations required for the service of the fiscal year ending June 30, 1927—Continued

General object (title of appropriation), date of acts, references to Statutes at Large, or to Revised Statutes, and estimated amount required for each detailed object				Total amount to be appropriated under each head of appropriation	Amount appropriated for the fiscal year ending June 30, 1926
<i>Construction and Repair of Hospitals—Continued.</i>					
	Estimated expenditures, 1927 appropriation	Estimated expenditures, 1926 appropriation	Expended and obligated, 1925		
Rents:					
1100 Rental of buildings.....	\$4,824	\$4,824	\$4,824		
1111 Rental of grounds.....	776	776	551		
11 Total rents.....	5,600	5,600	5,375		
Repairs and alterations:					
1200 Hospitals, including outbuildings and necessary quarters for hospital personnel, maintenance and repair.....	276,300	266,300	326,592		
1210 Roads and walks, maintenance and repair.....	55,000	55,000	54,426		
1220 Water and sewer systems, maintenance and repair.....	32,000	32,000	31,892		
1230 Heating apparatus, maintenance and repair.....	45,000	45,000	44,145		
1240 Laundry apparatus, maintenance and repair.....	100	100			
1250 Electric wiring and gas-distributing systems, maintenance and repair.....	16,000	16,000	16,253		
1260 Equipment, maintenance and repair.....	10,000	10,000	10,817		
12 Total repairs and alterations.....	434,400	424,400	484,125		
Reserve.....		10,000			
Total.....	440,000	440,000	489,500		
Appropriation for 1926 not asked for 1927 (land, Fort Bliss, Tex.).....					\$366,000.00
Total, support of the Regular Army under Quartermaster Corps.....				\$58,767,334.00	60,762,471.00

DEPARTMENTAL

Salaries, Office of the Quartermaster General—

Salaries: For personal services in the District of Columbia in accordance with the classification act of 1923 (*act Feb. 12, 1925, vol. 43, p. 904*).....

In addition to the foregoing employees appropriated for in the office of the Quartermaster General, the services of technical experts and such other services as the Secretary of War may deem necessary may be employed in the office of the Quartermaster General, to be paid from the appropriation for "Incidental expenses of the Army": *Provided*, That the entire expenditures for this purpose for the fiscal year [1926] 1927 shall not exceed [\$16,300] \$15,000, and there shall be included in the Budget for each fiscal year a statement of the number of persons so employed, their duties, and the amount paid to each.

	Estimated expenditures, 1927 appropriation	Estimated expenditures, 1926 appropriation	Expended and obligated, 1925		
Departmental service:					
Salaries—					
Professional and scientific service—					
Grade 5, \$5,200 to \$6,000; average, \$5,600—	Average—	Average—	Average—		
Senior engineer.....	No. Salary	No. Salary	No. Salary		
Grade 4, \$3,800 to \$5,000; average, \$4,400—	1 \$5,200	1 \$5,200			
Engineers.....	6 3,800	6 3,800	7 \$3,800		
Grade 3, \$3,000 to \$3,600; average, \$3,300—					
Associate engineer.....	1 3,000	1 3,000	1 3,000		
Subprofessional service—					
Grade 8, \$2,400 to \$3,000; average, \$2,700—					
Chief engineering draftsman.....	1 2,400	1 2,400			
Grade 6, \$1,860 to \$2,400; average, \$2,111—					
Senior architectural draftsmen.....	2 2,110	2 2,110	1 2,300		
Senior marine draftsman.....	1 1,860	1 1,860	1 1,860		
Grade 5, \$1,680 to \$2,040; average, \$1,860—					
Topographical draftsmen.....	3 1,860	3 1,860	3 1,860		
Architectural draftsmen.....	2 1,680	2 1,680	1 1,680		
Library assistant.....	1 1,740	1 1,740	1 1,680		
Grade 4, \$1,500 to \$1,860; average, \$1,680—					
Assistant social-service worker.....	1 1,500	1 1,500	1 1,500		
Assistant marine draftsman.....	1 1,500	1 1,500			
Grade 3, \$1,320 to \$1,680; average, \$1,500—					
Junior architectural draftsmen.....			2 1,680		
Junior mechanical draftsman.....			1 1,440		
Junior marine draftsman.....			1 1,440		
Clerical, administrative, and fiscal service—					
Grade 10, \$3,300 to \$3,900; average, \$3,600—					
Junior administrative officer.....	1 3,900	1 3,900	1 3,900		
Grade 9, \$3,000 to \$3,600; average, \$3,300—					
Senior administrative assistant.....	1 3,000	1 3,000	1 3,000		
Chief clerk.....					
Grade 7, \$2,400 to \$3,000; average, \$2,700—					
Junior administrative assistants.....	8 2,612	8 2,612	8 2,612		

66010-25†-63

Estimates of appropriations required for the service of the fiscal year ending June 30, 1927—Continued

General object (title of appropriation), date of acts, references to Statutes at Large, or to Revised Statutes, and estimated amount required for each detailed object				Total amount to be appropriated under each head of appropriation	Amount appropriated for the fiscal year ending June 30, 1926
<i>Salaries, Office of the Quartermaster General—Continued.</i>					
	Estimated expenditures, 1927 appropriation	Estimated expenditures, 1926 appropriation	Expended and obligated, 1925		
Departmental service—Continued.					
Salaries—Continued.					
Clerical, administrative, and fiscal service—Con.					
Grade 6, \$2,100 to \$2,700; average, \$2,400—					
Principal clerks	No. 17 Salary \$2,170	No. 17 Salary \$2,170	No. 15 Salary \$2,166		
Transportation, rate, and traffic clerks	4 2,200	4 2,200	4 2,200		
Grade 5, \$1,860 to \$2,400; average, \$2,111—					
Senior clerks	22 1,959	22 1,959	20 1,978		
Senior clerk-stenographers	2 2,030	2 2,030	2 1,980		
Senior office draftsmen	1 1,920	1 1,920	2 1,980		
Grade 4, \$1,680 to \$2,040; average, \$1,860—					
Clerks	39 1,769	39 1,769	41 1,778		
Clerk-stenographers	9 1,693	9 1,693	8 1,680		
Head operator, office devices	1 2,040	1 2,040	1 2,040		
Grade 3, \$1,500 to \$1,860; average, \$1,680—					
Assistant clerks	57 1,575	61 1,570	63 1,578		
Assistant clerk-stenographers	43 1,564	43 1,564	38 1,571		
Head typists	5 1,500	5 1,500	2 1,500		
Assistant office draftsman	1 1,500	1 1,500			
Grade 2, \$1,320 to \$1,680; average, \$1,500—					
Junior clerks	18 1,453	21 1,451	28 1,453		
Junior stenographers	2 1,440	2 1,440	2 1,440		
Junior clerk-stenographers	32 1,429	32 1,429	34 1,454		
Junior clerk-typists	17 1,443	17 1,443	18 1,440		
Senior typist	1 1,440	1 1,440	1 1,440		
Junior office draftsman	1 1,680	1 1,680	1 1,680		
Junior operator, office devices	1 1,440	1 1,440	1 1,440		
Grade 1, \$1,140 to \$1,500; average, \$1,320—					
Underclerks	2 1,200	3 1,180	7 1,371		
Junior typists	2 1,140	2 1,140	3 1,440		
Underclerk-typist	1 1,140	1 1,140			
Underoperators, office devices	11 1,298	11 1,298	11 1,287		
Custodial service—					
Grade 6, \$1,500 to \$1,860; average, \$1,680—					
Mechanic	1 1,560	1 1,560	1 1,500		
Grade 4, \$1,140 to \$1,500; average, \$1,320—					
Undermechanic	1 1,140	1 1,140	1 1,140		
Grade 3, \$1,020 to \$1,260; average, \$1,140—					
Messengers	16 1,042	16 1,042	16 1,031		
Grade 2, \$600 to \$1,140; average, \$1,020—					
Laborers	2 1,020	2 1,020	2 960		
Total average number of employees	339	347	352		
Total salaries, departmental service	573,420	584,520	586,280		
The difference between 1927 and 1926 is					
due to—					
Decrease in force					
Increase in salaries	\$11,460				
Net decrease	11,100				
Total under Quartermaster Corps				\$59,340,754.00	\$61,346,991.00
SIGNAL CORPS					
SUPPORT OF THE REGULAR ARMY					
<i>Signal Service of the Army—</i>					
Telegraph and telephone systems: Purchase, equipment, operation, and repair of military telegraph, telephone, radio, cable, and signaling systems; signal equipment and stores, heliographs, signal lanterns, flags, and other necessary instruments; wind vanes, barometers, anemometers, thermometers, and other meteorological instruments; photographic and cinematographic work performed for the Army by the Signal Corps; motor cycles, motor-driven and other vehicles for technical and official purposes in connection with the construction, operation, and maintenance of communication or signaling systems, and supplies for their operation and maintenance; professional and scientific books of reference, pamphlets, periodicals, newspapers, and maps for use of the Signal Corps and in the office of the Chief Signal Officer [and the Signal Corps School, Camp Alfred Vail, New Jersey]; telephone apparatus, including rental and payment for commercial, exchange, message, trunk-line, long-distance, and leased-line telephone service at or connecting any post, camp, cantonment, depot, arsenal, headquarters, hospital, aviation station, or other office or station of the Army, excepting local telephone service for the various bureaus of the War Department in the District of Columbia, and toll messages pertaining to the office of the Secretary of War; electric time service; the rental of commercial telegraph lines and equipment and their operation at or connecting any post, camp, cantonment, depot, arsenal, headquarters, hospital, aviation station, or other office or station of the Army, including payment for official individual telegraph messages transmitted over commercial lines; electrical installations and maintenance thereof at military posts, cantonments, camps, and stations of the Army,					

Estimates of appropriations required for the service of the fiscal year ending June 30, 1927—Continued

General object (title of appropriation), date of acts, references to Statutes at Large, or to Revised Statutes, and estimated amount required for each detailed object	Total amount to be appropriated under each head of appropriation	Amount appropriated for the fiscal year ending June 30, 1926
<p><i>Signal Service of the Army—Continued.</i></p> <p>fire-control and direction apparatus and material for Field Artillery; salaries of civilian employees, including those necessary as instructors at vocational schools; supplies, general repairs, reserve supplies, and other expenses connected with the collecting and transmitting of information for the Army by telegraph or otherwise; experimental investigation, research, purchase, and development or improvements in apparatus, and maintenance of signaling and accessories thereto, including patent rights and other rights thereto, including machines, instruments, and other equipment for laboratory and repair purposes; tuition, laboratory fees, and so forth, for Signal Corps officers detailed to civilian technical schools for the purpose of pursuing technical courses of instruction along Signal Corps lines; lease, alteration, and repair of such buildings required for storing or guarding Signal Corps supplies, equipment, and personnel when not otherwise provided for, including the land therefor, the introduction of water, electric light and power, sewerage, grading, roads and walks, and other equipment required: <i>Provided, That hereafter the head of any department or establishment of the Government, in his discretion, may transfer in advance to the Signal Corps of the Army, from appropriations available for the transmission of messages such amounts as may be necessary to defray the expense of transmitting messages turned over by him to that corps, including the payment of toll charges of commercial carriers, the leasing of facilities required for transmitting messages, and the installation and maintenance of such facilities, but not including the hiring of personnel (acts June 4, 1920, vol. 41, p. 768, sec. 13; Feb. 12, 1925, vol. 43, p. 905)</i> -----</p>	\$1, 908, 522. 00	\$1, 927, 970. 00

Estimates of appropriations required for the service of the fiscal year ending June 30, 1927—Continued

General object (title of appropriation), date of acts, references to Statutes at Large, or to Revised Statutes, and estimated amount required for each detailed object	Estimated expenditures, 1927 appropriation		Estimated expenditures, 1926 appropriation		Expended and obligated, 1925		Total amount to be appropriated under each head of appropriation	Amount appropriated for the fiscal year ending June 30, 1926
Signal Service of the Army—Continued.								
Field service—Continued.								
Salaries and wages—Continued.								
Salary range, \$2,100 to \$2,700; average, \$2,400—	Average—		Average—		Average—			
	No.	Salary	No.	Salary	No.	Salary		
Clerks.....	2	\$2,500	2	\$2,500	2	\$2,500		
Expert surveyor and meteorological mechanician.....	1	2,500	1	2,500	1	2,500		
Radio laboratory assistant.....	1	2,400	1	2,400	1	2,400		
Radio inspector.....	1	2,400	1	2,400	1	2,400		
Electrical assistant.....	1	2,400	1	2,400	1	2,400		
Developer and timer.....	1	2,400	1	2,400	1	2,400		
Chief clerks.....	7	2,357	7	2,357	7	2,357		
Radio instrument makers.....	2	2,340	2	2,340	2	2,340		
Telephone and telegraph engineers.....	2	2,320	2	2,320	2	2,320		
Draftsmen.....	3	2,300	3	2,300	3	2,300		
Machinist.....	1	2,300	1	2,300	1	2,300		
Salary range, \$1,860 to \$2,400; average, \$2,100—								
Cabinetmaker.....	1	2,240	1	2,240	1	2,240		
Electrical assistants.....	4	2,125	4	2,125	4	2,125		
Foreman carpenter.....	1	2,115	1	2,115	1	2,115		
Clerks.....	2	2,100	2	2,100	2	2,100		
Military storekeeper.....	1	2,100	1	2,100	1	2,100		
Photographic laboratory assistant.....	1	2,100	1	2,100	1	2,100		
Vaultkeeper.....	1	2,100	1	2,100	1	2,100		
Cable electrician.....	1	2,100	1	2,100	1	2,100		
Military radio equipment expert.....	1	2,100	1	2,100	1	2,100		
Chief telegrapher.....	1	2,100	1	2,100	1	2,100		
Draftsmen.....	6	2,083	6	2,083	6	2,083		
Storage battery repairman.....	1	2,040	1	2,040	1	2,040		
Plumber.....	1	2,040	1	2,040	1	2,040		
Radio laboratory assistant.....	1	2,040	1	2,040	1	2,040		
Cable splicer.....	1	2,040	1	2,040	1	2,040		
Salary range, \$1,680 to \$2,040; average, \$1,860—								
Clerks.....	4	1,860	4	1,860	4	1,860		
Draftsmen.....	2	1,860	2	1,860	2	1,860		
Military storekeepers.....	2	1,860	2	1,860	2	1,860		
Photographic laboratory assistants.....	2	1,860	2	1,860	2	1,860		
Meteorological instrument maker.....	1	1,860	1	1,860	1	1,860		
Carpenters.....	4	1,810	4	1,810	4	1,810		
Wireman.....	1	1,800	1	1,800	1	1,800		
Foreman laborer.....	1	1,800	1	1,800	1	1,800		
Salary range, \$1,500 to \$1,860; average, \$1,680—								
Packer.....	1	1,770	1	1,770	1	1,770		
Radio laboratory assistant.....	1	1,740	1	1,740	1	1,740		
Record and order clerk.....	1	1,740	1	1,740	1	1,740		
Radio repairmen.....	2	1,740	2	1,740	2	1,740		
Telegraphers.....	5	1,716	5	1,716	5	1,716		
Draftsman.....	1	1,680	1	1,680	1	1,680		
Foreman packers.....	2	1,680	2	1,680	2	1,680		
Title writer and index supervisor.....	1	1,680	1	1,680	1	1,680		
Clerks.....	22	1,677	24	1,677	24	1,677		
Cable splicer.....	1	1,640	1	1,640	1	1,640		
Military storekeepers.....	3	1,640	3	1,640	3	1,640		
Salary range, \$1,320 to \$1,680; average, \$1,500—								
Stockman.....	1	1,500	1	1,500	1	1,500		
Clerks.....	48	1,457	50	1,457	50	1,457		
Assistant plumber.....	1	1,440	1	1,440	1	1,440		
Packer.....	1	1,440	1	1,440	1	1,440		
Photostat operator.....	1	1,440	1	1,440	1	1,440		
Chief telephone operators.....	3	1,440	3	1,440	3	1,440		
Telephone operators.....	3	1,440	3	1,440	3	1,440		
Salary range, \$1,140 to \$1,500; average, \$1,320—								
Checker.....	1	1,380	1	1,380	1	1,380		
Packers.....	4	1,350	4	1,350	4	1,350		
Laborers.....	12	1,320	12	1,320	12	1,320		
Clerks.....	8	1,253	8	1,253	8	1,253		
Telephone operators.....	18	1,247	18	1,247	12	1,233		
Fireman-gardner.....	1	1,200	1	1,200	1	1,200		
Firemen.....	12	1,200	12	1,200	12	1,200		
Foreman fireman.....	1	1,200	1	1,200	1	1,200		
Salary range, \$1,020 to \$1,260; average, \$1,140—								
Messengers.....	4	1,140	4	1,140	4	1,140		
Laborer.....	1	1,140	1	1,140	1	1,140		
Telephone operators.....	3	1,140	3	1,140	3	1,140		
Firemen.....	3	1,080	3	1,080	3	1,080		
Salary range, \$900 to \$1,140; average, \$1,020—								
Messengers.....	3	1,080	3	1,080	3	1,080		
Janitor.....	1	1,020	1	1,020	1	1,020		
Telephone operators.....	18	1,007	18	1,007	13	997		
Salary range, \$780 to \$1,020; average, \$900—								
Messenger.....	1	900	1	900	1	900		
Storekeeper.....	1	900	1	900	1	900		
Telephone operators.....	10	888	10	888	10	888		
Salary range, \$600 to \$780; average, \$690—								
Telephone operators.....	6	760	6	760	6	760		
Carpenter.....	1	750	1	750	1	750		
Draftsman.....	1	626	1	626	1	626		
Cable and telephone repairman and cable splicer.....	1	626	1	626	1	626		
Salary range, \$420 to \$600; average, \$510—								
Charwoman.....	1	600	1	600	1	600		
Stock record clerk.....	1	480	1	480	1	480		
Telephone operators.....	8	465	8	465	8	465		
Carpenter and cabinet maker.....	1	450	1	450	1	450		
Storehouseman.....	1	420	1	420	1	420		

Estimates of appropriations required for the service of the fiscal year ending June 30, 1927—Continued

General object (title of appropriation), date of acts, references to Statutes at Large, or to Revised Statutes, and estimated amount required for each detailed object				Total amount to be appropriated under each head of appropriation	Amount appropriated for the fiscal year ending June 30, 1926
<i>Signal Service of the Army—Continued.</i>					
	Estimated expenditures, 1927 appropriation	Estimated expenditures, 1926 appropriation	Expended and obligated, 1925		
Field service—Continued.					
Salaries and wages—Continued.					
Salary range, \$420 to \$600; average, \$510—Cont'd.					
Machinist and saddler.....	No. 1 \$420	No. 1 \$420	No. 1 \$420		
Driver.....	1 360	1 360	1 360		
Total average number of employees.....	337	341	323		
Total salaries and wages, field service.....	645,000.00	660,000.00	654,761.00		
Deduct expenditures for personal services included in objects named below.....	73,881.00	73,881.00	103,782.00		
Net salaries and wages, field service.....	571,119.00	576,119.00	550,979.00		
01 Total personal services.....	586,119.00	591,119.00	570,979.00		
The difference between 1927 and 1926 is due to decrease in force, \$5,000.					
Supplies and materials:					
0201 Stationery for Signal Corps schools.....	2,000.00	2,000.00	1,977.00		
0202 Office supplies for Signal Corps schools.....	4,000.00	4,000.00	3,525.00		
0203 Drafting.....	1,600.00	1,600.00	1,677.00		
0204 Photographic.....	34,000.00	34,000.00	34,973.00		
0204 Photostat.....	5,000.00	8,000.00	5,553.00		
0221 Laboratory.....	3,660.00	3,800.00	3,455.00		
0221 Meteorological.....	17,900.00	20,900.00	14,545.00		
0222 Periodicals and pamphlets.....	600.00	1,000.00	558.00		
0222 Training.....	5,651.00	5,651.00	11,474.00		
0236 Gasoline and oils, Signal Corps vehicles.....	7,000.00	7,000.00	6,559.00		
0236 Gasoline and oils, Signal Corps equipment.....	1,000.00	1,000.00	945.00		
0250 Pigeon feed.....	2,000.00	3,045.00	1,962.00		
0282 Radio.....	31,740.00	37,280.00	23,033.00		
0282 Visual signal.....	500.00	4,500.00			
0282 Telephone and telegraph.....	6,500.00	6,000.00	8,366.00		
0282 Miscellaneous.....	17,800.00	17,800.00	16,246.00		
0282 Incandescent lamps (Camp Vail).....	475.00	475.00	374.00		
0282 Radio systems.....	5,000.00	5,000.00	11,507.00		
0282 Telephone and telegraph systems.....	4,345.00	4,345.00	12,924.00		
0282 Radio supplies for boats.....	2,575.00	2,575.00			
0282 Mechanics, engineers and electricians.....	9,000.00	10,000.00	9,263.00		
0284 Repair shops.....	5,500.00	5,500.00	4,100.00		
0284 Packing and crating.....	11,500.00	19,500.00	11,682.00		
0286 Hydrogen gas.....	3,000.00	4,000.00	1,220.00		
02 Total supplies and materials.....	182,346.00	208,971.00	185,918.00		
Communication service:					
0500 Cablegrams.....	10,000.00	10,000.00	9,091.00		
0500 Radiograms.....	5,000.00	5,000.00	3,400.00		
0500 Telegraph service.....	35,016.00	35,016.00	33,700.00		
0500 Rental telegraph lines and equipment.....	9,984.00	9,984.00	9,984.00		
0510 Telephone service.....	178,052.00	230,000.00	241,820.00		
05 Total communication service.....	236,052.00	290,000.00	297,995.00		
Light, power, and water:					
1020 Electric power.....	22,000.00	22,000.00	19,682.00		
1030 Light (Camp Vail).....	9,200.00	9,200.00	8,359.00		
1040 Water (Camp Vail).....	4,300.00	7,300.00	6,660.00		
1080 Gas (Camp Vail).....	625.00	625.00	488.00		
10 Total light, power, and water.....	36,125.00	39,125.00	35,189.00		
Repairs and alterations:					
1200 Buildings (Camp Vail).....	16,350.00	16,350.00	14,803.00		
1210 Improvements to grounds (Camp Vail).....	1,225.00	1,225.00	1,164.00		
1210 Roads and walks (Camp Vail).....	2,700.00	2,700.00	2,386.00		
1220 Water and sewer system (Camp Vail).....	4,800.00	4,800.00	3,036.00		
1260 Radio systems.....	40,000.00	40,000.00	26,169.00		
1260 Telephone and telegraph systems.....	95,655.00	95,655.00	106,126.00		
1280 Radio equipment (organization).....	75,000.00	75,000.00	78,590.00		
1280 Telephone and telegraph equipment.....	10,400.00	10,000.00	12,336.00		
1280 Photographic equipment.....	1,500.00	1,500.00	674.00		
1280 Meteorological equipment.....	2,000.00	2,000.00	1,797.00		
1280 Scientific and technical apparatus.....	1,200.00	1,200.00	1,184.00		
1280 Radio equipment for boats.....	2,500.00	2,500.00	970.00		
1280 Electric light system (Camp Vail).....	3,000.00	3,000.00	3,441.00		
1280 Heating system (Camp Vail).....	1,600.00	1,600.00	1,356.00		
1280 Typewriters.....	100.00	100.00	66.00		
1280 Fire apparatus (Camp Vail).....	725.00	725.00	3,933.00		
1280 Office and depot equipment.....	5,000.00	6,000.00	5,844.00		
12 Total repairs and alterations.....	263,755.00	264,355.00	263,875.00		
Special and miscellaneous current expenses:					
1300 Royalties on patents.....	7,200.00	7,200.00	7,200.00		
1310 Patent fees.....	1,000.00	1,000.00	600.00		
1376 Clock regulation service.....	1,000.00	1,000.00	844.00		
1381 Experimental and development work.....	77,550.00	78,970.00	88,890.00		
13 Total special and miscellaneous expenses.....	86,750.00	86,170.00	97,534.00		
22 Tuition of officers.....	1,645.00	1,645.00	1,645.00		

Estimates of appropriations required for the service of the fiscal year ending June 30, 1927—Continued

General object (title of appropriation), date of acts, references to Statutes at Large, or to Revised Statutes, and estimated amount required for each detailed object	Total amount to be appropriated under each head of appropriation			Amount appropriated for the fiscal year ending June 30, 1926
<i>Signal Service of the Army—Continued.</i>				
	Estimated expenditures, 1927 appropriation	Estimated expenditures, 1926 appropriation	Expended and obligated, 1925	
Equipment:				
3010 Office for Signal Corps school and laboratory.	\$500.00	\$500.00	\$411.00	
3021 Books and maps	2,000.00	3,000.00	1,720.00	
3022 Scientific and technical	1,700.00	1,700.00	1,615.00	
3022 Laboratory	2,560.00	3,000.00	3,028.00	
3022 Photographic	4,500.00	4,500.00	3,044.00	
3022 Photostat	1,800.00	4,800.00	1,205.00	
3022 Meteorological	9,100.00	9,100.00	10,929.00	
3039 Reel carts, wire carts, and accessories	10,000.00	10,000.00	10,371.00	
3039 Pigeon equipment (organization)	150.00	150.00	140.00	
3039 Pigeon service equipment	2,000.00	1,955.00	2,500.00	
3039 Radio (organization)	414,400.00	335,000.00	334,609.00	
3039 Visual signal	2,000.00	2,000.00		
3039 Telegraph (organization)	1,640.00	3,500.00	1,649.00	
3039 Telephone (organization)	10,000.00	12,000.00	21,834.00	
3039 Tool chests and tools (organization)	1,000.00	3,000.00		
3039 Shop equipment	5,000.00	5,000.00	3,467.00	
3039 Radio equipment for boats	4,925.00	4,925.00	9,132.00	
3039 Training	6,155.00	6,155.00	6,940.00	
3039 Miscellaneous	7,200.00	7,200.00	4,579.00	
3053 Telegraph typewriters	2,100.00	2,100.00		
30 Total equipment	488,730.00	419,585.00	417,173.00	
Nonstructural improvements:				
3212 Construction radio systems	12,000.00	12,000.00	35,497.00	
3212 Construction telephone and telegraph systems	15,000.00	15,000.00	9,587.00	
32 Total nonstructural improvements	27,000.00	27,000.00	45,084.00	
Total	1,908,522.00	1,927,970.00	1,915,392.24	

FORTIFICATIONS

Maintenance of Fire-Control Installations—

For operation and maintenance of fire-control installations at seacoast defenses (act Feb. 12, 1925, vol. 43, p. 905)

\$140,576.00

\$144,576.00

	Estimated expenditures, 1927 appropriation	Estimated expenditures, 1926 appropriation	Expended and obligated, 1925
Departmental service:			
Salaries—			
Professional and scientific service—			
Grade 3, \$3,000 to \$3,600; average, \$3,300—			
Associate engineers.	Average— No. 2 Salary \$3,000	Average— No. 2 Salary \$3,000	Average— No. 1½ Salary \$3,000
Grade 2, \$2,400 to \$3,000; average, \$2,700—	1 2,400	1 2,400	1 2,400
Assistant engineer.			
Subprofessional service—			
Grade 5, \$1,680 to \$2,040; average, \$1,360—			
Clerk (draftsman).	1 2,040	1 2,040	1 2,040
Clerical, administrative, and fiscal service—			
Grade 6, \$2,100 to \$2,700; average, \$2,400—			
Principal clerk.			1 2,100
Grade 4, \$1,680 to \$2,040; average, \$1,860—			
Clerks.			1½ 1,860
Grade 3, \$1,500 to \$1,860; average, \$1,680—			
Assistant clerks.	2 1,680	2 1,680	2 1,680
Grade 2, \$1,320 to \$1,680; average, \$1,500—			
Junior clerks.	2 1,560	2 1,560	3¾ 1,560
Grade 1, \$1,140 to \$1,500; average, \$1,320—			
Underclerks.		1½ 1,440	1 1,440
Custodial service—			
Grade 3, \$1,020 to \$1,260; average, \$1,140—			
Messenger.	1½ 1,020	1½ 1,020	
Total average number of employees.	8½	10½	10¾
Total salaries, departmental service.	18,000	20,000	20,000
The difference between 1927 and 1926 is due to decrease in force, \$2,000.			
Field service:			
Salaries and wages—			
Salary range, \$2,700 to \$3,300; average, \$3,000—			
Cable engineer.	1 3,100	1 3,100	1 3,100
Salary range, \$2,400 to \$3,000; average, \$2,700—			
Clerk.	1 2,500	1 2,500	1 2,500
Salary range, \$1,860 to \$2,400; average, \$2,100—			
Electrical machinist.	1 2,240	1 2,240	1 2,240
Shop inspector.	1 2,040	1 2,040	1 2,040
Storage battery repairman.	1 2,000	1 2,000	1 2,000
Salary range, \$1,500 to \$1,860; average, \$1,680—			
Foreman packer.	1 1,770	1 1,770	1 1,770
Clerk.	1 1,680	1 1,680	1 1,680
Clerk, assistant.	1 1,680	1 1,680	1 1,680
Inspector-buyer.	1 1,500	1 1,500	1 1,500

Estimates of appropriations required for the service of the fiscal year ending June 30, 1927—Continued

General object (title of appropriation), date of acts, references to Statutes at Large, or to Revised Statutes, and estimated amount required for each detailed object				Total amount to be appropriated under each head of appropriation	Amount appropriated for the fiscal year ending June 30, 1926
Maintenance of Fire Control Installations—Continued.					
	Estimated expenditures, 1927 appropriation	Estimated expenditures, 1926 appropriation	Expended and obligated, 1925		
Field service—Continued.					
Salaries and wages—Continued					
Salary range, \$1,140 to \$1,500; average, \$1,320—	Average—	Average—	Average—		
Foreman cable seaman.....	No. 1 Salary \$1,440	No. 1 Salary \$1,440	No. 1 Salary \$1,440		
Clerks.....	3 1/2 1,416	5 1,416	5 1,416		
Packers.....	4 1,340	4 1,340	4 1,340		
Cable seamen.....	2 1,260	2 1,260	2 1,260		
Total average number of employees.....	19 1/2	21	21		
Total salaries and wages, field service.....	33,060	35,060	35,060		
01 Total personal services.....	51,060	55,060	55,060		
The difference between 1927 and 1926 is due to decrease in force, \$4,000.					
Supplies and materials:					
0221 Meteorological.....	500	500			
0236 Gasoline and oils.....	250	250			
0282 Radio systems.....	1,200	1,200			
0282 Telephone, telegraph and cable systems.....	2,500	2,500	2,444		
0286 Hydrogen gas.....	100	100	33		
0296 Paints and painters' supplies.....	250	250			
02 Total supplies and materials.....	4,800	4,800	2,477		
1020 Electric power.....	1,000	1,000	984		
Repairs and alterations:					
1260 Radio systems.....	800	800	112		
1260 Telephone and telegraph systems.....	45,000	45,000	49,245		
1260 Fire control signal system.....	6,466	6,466	5,903		
1280 Meteorological.....	500	500			
12 Total repairs and alterations.....	52,766	52,766	55,260		
Equipment:					
3053 Cables and accessories.....	30,000	30,000	26,808		
3039 Tool chests and tools.....	600	600	24		
3039 Miscellaneous tools.....	350	350	20		
30 Total equipment.....	30,950	30,950	26,852		
Total.....	140,576	144,576	140,633		

Maintenance of Fire-Control Installations, Insular Possessions—

For operation and maintenance of fire-control installations at seacoast defenses, insular possessions (act Feb. 12, 1925, vol. 43, p. 906)-----

\$26,000.00

\$26,000.00

	Estimated expenditures, 1927 appropriation	Estimated expenditures, 1926 appropriation	Expended and obligated, 1925		
Field service:					
Salaries and wages—					
Salary range, \$2,700 to \$3,300; average \$3,000—	Average—	Average—	Average—		
Assistant electrical engineer.....	No. 1 Salary \$3,000	No. 1 Salary \$3,000	No. 1 Salary \$3,000		
Salary range, \$2,400 to \$3,000; average, \$2,700—					
Telephone plant engineer.....	1 2,700	1 2,700	1 2,700		
Salary range, \$600 to \$780; average, \$690—					
Cable and telephone repairman and cable splicer.....	1 626	1 626	1 626		
Cable splicers.....	2 626	2 626	2 626		
Total average number of employees.....	5	5	5		
01 Total salaries and wages, field services.....	9,040	8,040	8,040		
Supplies and materials:					
0221 Meteorological.....	50	50			
0236 Gasoline and oils.....	50	50			
0282 Radio systems.....	500	500			
0282 Telephone and telegraph systems.....	1,500	1,500			
0286 Hydrogen gas.....	50	50			
0296 Paints and painters' supplies.....	50	50			
02 Total supplies and materials.....	2,200	2,200			
1020 Electric power.....	150	150			
Repairs and alterations:					
1260 Radio systems.....	500	500			
1260 Telephone and telegraph systems.....	3,500	3,500	2,510		
1260 Fire-control signal systems.....	2,160	2,160			
1280 Meteorological.....	150	150			
12 Total repairs and alterations.....	6,310	6,310	2,510		
Equipment:					
3053 Cables and accessories.....	9,000	9,000	15,550		
3039 Tool chests and tools.....	150	150			
3039 Miscellaneous tools.....	150	150			
30 Total equipment.....	9,300	9,300	15,550		
Total.....	26,000	26,000	26,100		

Estimates of appropriations required for the service of the fiscal year ending June 30, 1927—Continued

General object (title of appropriation), date of acts, references to Statutes at Large, or to Revised Statutes, and estimated amount required for each detailed object				Total amount to be appropriated under each head of appropriation	Amount appropriated for the fiscal year ending June 30, 1926
Maintenance of Fire-Control Installations, Panama Canal— For operation and maintenance of fire-control installations at seacoast defenses, Panama Canal (<i>act Feb. 12, 1925, vol. 43, p. 906</i>)				\$10, 000. 00	\$10, 000. 00
	Estimated expenditures, 1927 appropriation	Estimated expenditures, 1926 appropriation	Expended and obligated, 1925		
Field service:					
Salaries and wages—	Average—	Average—	Average—		
Salary range, \$2,400 to \$3,000; average, \$2,700—	No. 1 Salary \$2,700	No. 1 Salary \$2,700	No. 1 Salary \$2,700		
Electrical assistant	1 1,000	1 1,000	1 1,000		
Salary range, \$900 to \$1,140; average, \$1,020—					
Laborer	1 1,000	1 1,000	1 1,000		
Total average number of employees	2	2	2		
01 Total salaries and wages, field service	3,960	3,960	3,960		
Supplies and materials:					
0221 Meteorological	10	10			
0236 Gasoline and oils	10	10			
0282 Radio systems	200	200			
0282 Telephone and telegraph systems	500	500	1,661		
0286 Hydrogen gas	10	10			
0296 Paints and painters' supplies	10	10			
02 Total supplies and materials	740	740	1,661		
1020 Electric power	50	50			
Repairs and alterations:					
1260 Radio systems	200	200			
1260 Telephone and telegraph systems	1,100	1,100	1,542		
1260 Fire control signal systems	800	800			
1280 Meteorological	50	50			
12 Total repairs and alterations	2,150	2,150	1,542		
Equipment:					
3053 Cables and accessories	3,000	3,000	3,325		
3039 Tool chests and tools	50	50			
3039 Miscellaneous tools	50	50			
30 Total equipment	3,100	3,100	3,325		
Total	10,000	10,000	10,488		
Total, fortifications under Signal Corps				176, 578. 00	180, 576. 00
Total, military under Signal Corps				2, 085, 098. 00	2, 108, 546. 00
DEPARTMENTAL					
Salaries, Signal Office—					
Salaries: For personal services in the District of Columbia in accordance with the classification act of 1923 (<i>act Feb. 12, 1925, vol. 43, p. 906</i>)				56, 965. 00	57, 000. 00
The services of skilled draftsmen and such other services as the Secretary of War may deem necessary may be employed only in the Signal Office to carry into effect the various appropriations for fortifications and other works of defense, and for the Signal Service of the Army, to be paid from such appropriations, in addition to the foregoing employees appropriated for in the Signal Office: <i>Provided</i> , That the entire expenditures for this purpose for the fiscal year [1926] 1927 shall not exceed [\$35,000] \$33,000, and the Secretary of War shall each year in the Budget report to Congress the number of persons so employed, their duties, and the amount paid to each.					
	Estimated expenditures, 1927 appropriation	Estimated expenditures, 1926 appropriation	Expended and obligated, 1925		
Departmental service:					
Salaries—					
Clerical, administrative, and fiscal service—	Average—	Average—	Average—		
Grade 8, \$2,700 to \$3,300; average, \$3,000—	No. 1 Salary \$2,700	No. 1 Salary \$2,700	No. 1 Salary \$2,700		
Administrative assistant	1 2,100	1 2,100	1 2,100		
Grade 6, \$2,100 to \$2,700; average, \$2,400—					
Principal clerks	1 2,100	1 2,100	1 2,100		
Grade 5, \$1,680 to \$2,400; average, \$2,100—					
Senior clerk	1 2,100	1 2,100	1 2,100		
Grade 4, \$1,680 to \$2,040; average, \$1,860—					
Clerks	7 1,885	7 1,885	7 1,870		
Grade 3, \$1,500 to \$1,860; average, \$1,680—					
Clerks	8 1,747	8 1,747	8 1,740		
Grade 2, \$1,320 to \$1,680; average, \$1,500—					
Clerks	12 1,540	12 1,540	9 1,512		
Grade 1, \$1,140 to \$1,500; average, \$1,320—					
Clerk	1 1,440	1 1,440	1 1,440		
Custodial service—					
Grade 3, \$1,020 to \$1,260; average, \$1,140—					
Messengers	2 1,068	2 1,068	2 1,056		
Grade 2, \$900 to \$1,140; average, \$1,020—					
Laborer					
Grade 1, \$600 to \$780; average, \$690—					
Junior messenger	1 720	1 720	1 720		
01 Total number of employees	34 1/2	34 1/2	34 1/2		
Total salaries, departmental service	56, 965	56, 965	57, 540		
Total under Signal Corps				2, 142, 063. 00	2, 165, 546. 00

Estimates of appropriations required for the service of the fiscal year ending June 30, 1927—Continued

General object (title of appropriation), date of acts, references to Statutes at Large, or to Revised Statutes, and estimated amount required for each detailed object	Total amount to be appropriated under each head of appropriation	Amount appropriated for the fiscal year ending June 30, 1926
<p style="text-align: center;">AIR SERVICE</p> <p><i>Air Service, Army—</i></p> <p>For creating, maintaining, and operating at established flying schools and balloon schools courses of instruction for officers, students, and enlisted men, including cost of equipment and supplies necessary for instruction, purchase of tools, equipment, materials, machines, textbooks, books of reference, scientific and professional papers, instruments and materials for theoretical and practical instruction; for maintenance, repair, storage, and operation of airships, war balloons, and other aerial machines, including instruments, materials, gas plants, hangars, and repair shops, and appliances of every sort and description necessary for the operation, construction, or equipment of all types of aircraft, and all necessary spare parts and equipment connected therewith and the establishment of landing and take-off runways; for purchase of supplies for securing, developing, printing, and reproducing photographs in connection with aerial photography; improvement, equipment, maintenance, and operation of plants for testing and experimental work, and procuring and introducing water, electric light and power, gas and sewerage, including maintenance, operation, and repair of such utilities at such plants; [for the acquisition of land or interest in land by purchase, lease, or condemnation where necessary to explore for, procure, or reserve helium gas, and also for the purchase, manufacture, construction, maintenance, and operation of plants for the production thereof and experimentation therewith] <i>for the procurement of helium gas</i>; salaries and wages of civilian employees as may be necessary, and payment of their traveling and other necessary expenses as authorized by existing law; transportation of materials in connection with consolidation of Air Service activities; experimental investigation and purchase and development of new types of aircraft, accessories thereto, and aviation engines, including [licenses for patents and design rights thereto, and] plans, drawings, and specifications thereof, <i>and the purchase of letters patent, applications for letters patent, licenses under letters patent and applications for letters patent</i>; for the purchase, manufacture, and construction of airships, balloons, and other aerial machines, including instruments, gas plants, hangars, and repair shops, and appliances of every sort and description necessary for the operation, construction, or equipment of all types of aircraft, and all necessary spare parts and equipment connected therewith; for the marking of military airways where the purchase of land is not involved; for the purchase, manufacture, and issue of special clothing, wearing apparel, and similar equipment for aviation purposes; for all necessary expenses connected with the sale or disposal of surplus or obsolete aeronautical equipment, and the rental of buildings, and other facilities for the handling or storage of such equipment; for the services of such consulting engineers at experimental stations of the Air Service as the Secretary of War may deem necessary, including necessary traveling expenses; purchase of special apparatus and appliances, repairs and replacements of same used in connection with special scientific medical research in the Air Service; for maintenance and operation of such Air Service printing plants outside of the District of Columbia as may be authorized in accordance with law; for publications, station libraries, special furniture, supplies and equipment for offices, shops, and laboratories; for special services, including the salvaging of wrecked aircraft, [\$14,700,000] \$15,050,000: Provided, That not to exceed [\$2,690,000] \$2,540,000 from this appropriation may be expended for pay and expenses of civilian employees other than those employed in experimental and research work; not exceeding [\$500,000] may be expended for experimentation, conservation, and production of helium; [\$250,000] <i>for the procurement of helium from the Bureau of Mines, which may be transferred in advance, in amounts as required, to that bureau</i>; not exceeding [\$2,730,000] \$2,200,000 may be expended for experimental and research work with airplanes or lighter-than-air craft and their equipment, including the pay of necessary civilian employees; not exceeding [\$400,000] \$200,000 may be expended for the production of lighter-than-air equipment; not exceeding \$300,000 may be expended for improvement of stations, hangars, and gas plants for the Regular Army and for such other markings and fuel supply stations and temporary shelter as may be necessary; not less than [\$4,400,000] \$6,754,000 shall be expended for the production and purchase of new airplanes and their equipment, spare parts, and accessories, <i>of which amount not to exceed \$2,150,000 shall be available for the payment of obligations incurred under the contract authorization for these purposes carried in the War Department appropriation act for the fiscal year 1926, approved February 12, 1925</i>; not more than [\$4,000] \$6,000 may be expended for settlement of claims (not exceeding \$250 each) for damages to persons and private property resulting from the operation of aircraft at home and abroad when each claim is substantiated by a survey report of a board of officers appointed by the commanding officer of the nearest aviation post and approved by the Chief of Air Service and the Secretary of War; not less than \$50,000 of this amount shall be used for the conduct of airplane bombing tests</p>		

Estimates of appropriations required for the service of the fiscal year ending June 30, 1927—Continued

General object (title of appropriation), date of acts, references to Statutes at Large, or to Revised Statutes, and estimated amount required for each detailed object	Total amount to be appropriated under each head of appropriation	Amount appropriated for the fiscal year ending June 30, 1926
<p>Air Service, Army—Continued.</p> <p>against obsolete vessels moving under their own power: <i>Provided</i>, That the Secretary of the Navy and the United States Shipping Board or the United States Shipping Board Emergency Fleet Corporation are hereby directed to transfer to the War Department for this purpose not to exceed two obsolete naval craft and two obsolete Shipping Board or United States Shipping Board Emergency Fleet Corporation vessels, respectively, of such types as may be designated by the President, for the purpose set forth herein; and not exceeding \$500,000 shall be available immediately toward the transfer of the testing and experimental plant of the Air Service now located at McCook Field, Dayton, Ohio, and the reestablishment thereof on a permanent site in the same vicinity, including the preparation of grounds, construction of buildings, installation of roadways and utilities, and all other expenses of whatever character connected with this project, provided that such a site, satisfactory to the Secretary of War and on terms approved by him, is provided for this purpose without cost to the Government: <i>Provided further</i>, That the limitations contained in sections 1136 and 3734 of the Revised Statutes shall not apply to the work connected with this project: <i>And provided further</i>, That no part of said sum of \$500,000 shall be expended for buildings or improvements on land not owned in fee simple by the United States; <i>Provided further</i>, That section 3648, Revised Statutes, shall not apply to subscriptions for foreign and professional newspapers and periodicals to be paid for from this appropriation: <i>Provided further</i>, That none of the funds appropriated under this title shall be used for the purpose of giving exhibition flights to the public other than those under the control and direction of the War Department, and if such flights are given by Army personnel upon other than Government fields a bond of indemnity, in such sum as the Secretary of War may require for damages to person or property, shall be furnished the Government by the parties desiring the exhibition: <i>Provided further</i>, That in addition to the amount herein appropriated and specified for expenditure for the production and purchase of new airplanes and their equipment, spare parts, and accessories, the Chief of the Air Service, when authorized by the Secretary of War, may enter into contracts for the production and purchase of new airplanes and their equipment, spare parts, and accessories to an amount not in excess of [\$2,150,000] \$3,000,000, and his action in so doing shall be deemed a contractual obligation of the Federal Government for the payment of the cost thereof. [Authorization as herein granted for the acquisition of land or interest in land by purchase, lease, or condemnation where necessary to explore for, procure, or reserve helium gas, and also for the purchase, manufacture, construction, maintenance, and operation of plants for the production thereof and experiments therewith is likewise hereby granted to the Navy Department.]</p> <p>The sum of [\$203,255.95] \$11,575 of the appropriation for the Air Service for the fiscal year [1923] 1924 contained in the "Act making appropriations for the military and nonmilitary activities of the War Department for the fiscal year ending June 30, [1923] 1924, and for other purposes," approved [June 30, 1922] March 2, 1923, shall remain available until June 30, [1926] 1927, for the payment of obligations incurred under contracts executed prior to July 1, [1923] 1924 (acts May 10, 1920, vol. 41, p. 594, sec. 2; June 4, 1920, vol. 41, p. 768, sec. 13a; Feb. 12, 1925, vol. 43, p. 907)</p>	\$15,050,000.00	\$14,700,000.00

	Estimated expenditures, 1927 appropriation	Estimated expenditures, 1926 appropriation	Expended and obligated, 1925
Departmental service:			
Salaries—			
Professional and scientific service—			
Grade 3, \$3,000 to \$3,600; average, \$3,300—			
Associate engineers	Average— No. 2 Salary \$3,600	Average— No. 3 Salary \$3,000	Average— No. 1½ Salary \$3,000
Associate patent examiners	1 3,000	2 3,000	1½ 3,000
Grade 2, \$2,400 to \$3,000; average, \$2,700—			
Assistant engineer			½ 2,400
Subprofessional service—			
Grade 8, \$1,850 to \$2,400; average, \$2,130—			
Senior laboratory mechanic	1 2,300	1 2,300	1 2,300
Senior engineering draftsman	1 2,300	1 2,300	1 2,300
Grade 5, \$1,680 to \$2,040; average, \$1,860—			
Engineering draftsmen	3 1,860	3 1,860	3 1,860
Clerical, administrative, and fiscal service—			
Grade 11, \$3,900 to \$5,000; average, \$4,400—			
Assistant accountant and auditor	1 4,000	1 4,000	1 4,000
Grade 9, \$3,000 to \$3,600; average, \$3,300—			
Senior administrative assistants	3 3,150	4 3,150	1½ 3,300
Grade 8, \$2,700 to \$3,300; average, \$3,000—			
Administrative assistant	1 3,000	1 3,000	1 3,000
Grade 7, \$2,400 to \$3,000; average, \$2,700—			
Junior administrative assistants	4 2,700	4 2,700	6½ 2,748

Estimates of appropriations required for the service of the fiscal year ending June 30, 1927—Continued

General object (title of appropriation), date of acts, references to Statutes at Large, or to Revised Statutes, and estimated amount required for each detailed object	Estimated expenditures, 1927 appropriation		Estimated expenditures, 1926 appropriation		Expended and obligated, 1925		Total amount to be appropriated under each head of appropriation	Amount appropriated for the fiscal year ending June 30, 1926
Air Service, Army—Continued.								
Departmental service—Continued.								
Salaries—Continued.								
Clerical, administrative, and fiscal—Continued.								
Grade 6, \$2,100 to \$2,700; average, \$2,400—								
Principal clerks.....	3	\$2,633	3	\$2,633	3	\$2,600		
Business specialist.....	1	2,700	1	2,700	1	2,700		
Transportation rate and traffic auditor.....	1	2,300	1	2,300	1	2,300		
Grade 5, \$1,860 to \$2,400; average, \$2,130—								
Senior accounting and auditing assistant.....	1	2,400	1	2,400	1	2,400		
Senior clerk.....	1	2,300	1	2,300	1	2,300		
Grade 4, \$1,680 to \$2,040; average, \$1,860—								
Clerk.....	1	2,040	1	2,040	1	2,040		
Transportation rate and traffic clerk.....	1	1,740	1	1,740	1	1,740		
Grade 3, \$1,500 to \$1,860; average, \$1,680—								
Assistant clerks.....	1	1,680	1	1,680	2	1,770		
Assistant photographer.....	1	1,500	1	1,500	1	1,500		
Total average number of employees.....	28		31		32			
Total salaries, departmental service.....		70,000		80,000		77,289		
The difference between 1927 and 1926 is due to decrease in force, \$10,000.								
Field service:								
Salaries and wages—								
Salary range, \$5,200 to \$6,000; average, \$5,600—								
Legal assistant.....	1	5,800	1	5,800	1	5,800		
Cost accountant.....	1	5,200	1	5,200	1	5,200		
Salary range, \$3,800 to \$5,000; average, \$4,400—								
Parachute engineer.....			1	4,800	1	4,800		
Architectural engineer.....	1	5,000	1	5,000	1	5,000		
Aeronautical engineers.....	6	4,600	5	4,600	6 ¹ / ₂	4,657		
Mechanical engineers.....	2	4,300	3	4,420	4	4,650		
Material testing engineer.....	1	4,600	1	4,600	1	4,600		
Planning engineer.....	1	4,200	1	4,200	1	4,200		
Radio engineer.....	1	4,000	1	4,000	1	4,000		
Physicist.....			1	4,000	1	4,000		
Salary range, \$3,300 to \$3,900; average, \$3,600—								
Aeronautical engineers.....	5	3,675	4	3,592	5	3,600		
Associate aeronautical engineers.....	4	3,525	5	3,483	6	3,483		
Associate mechanical engineers.....	2	3,550	1	3,600	1	3,600		
Technologists.....	2	3,800	2	3,800	2	3,800		
Metallurgist.....	1	3,800	1	3,800	1	3,800		
Patent expert.....	1	3,800	1	3,800	1	3,800		
Senior purchasing agent.....			1	3,600	1	3,600		
Factory superintendent.....	1	3,600	1	3,600	1	3,600		
Structural engineer.....	1	3,800	1	3,800	1	3,800		
General foremen.....			2	3,567	2 ¹ / ₂	3,567		
Production supervisors.....	1	3,600	2	3,550	2	3,550		
Salary range, \$3,000 to \$3,600; average, \$3,300—								
Aero mechanical engineers.....			1	3,550	1 ¹ / ₂	3,550		
Associate aero engineers.....	5	3,220	7	3,114	9 ¹ / ₂	3,226		
Civilian assistant to executive officer.....			1	3,400	1	3,400		
Division superintendent of airways.....			1	3,400	1	3,400		
Test pilots.....			1	3,350	1 ¹ / ₂	3,350		
Architectural engineer.....					1	3,300		
General foremen.....	3	3,333	2	3,350	2	3,350		
Technical editor (aero).....	1	3,400	1	3,400	1	3,400		
Senior cost accountant.....					1	3,200		
Associate electrical engineers.....	1	3,200	1	3,200	2	3,200		
Expert airship mechanic.....	1	3,300	1	3,300	1	3,300		
Superintendent of maintenance.....			1	3,200	1	3,200		
Assistant technologist.....			1	3,200	1	3,200		
Inspectors of airplanes and engines.....	2	3,100	2	3,100	3	3,100		
Associate mechanical engineers.....	1	3,200	3	3,167	3	3,167		
Salary range \$2,700 to \$3,300; average, \$3,000—								
Inspectors of airplanes and engines.....	4	2,900	7	2,909	7	2,909		
Aeronautical mechanical engineers.....	2	2,800	3	2,866	3	2,866		
Assistants to chief of technical branch.....	3	2,800	3	2,800	4	2,800		
Aeronautical engineers.....	4	2,850	3	2,800	3	2,800		
Senior instructors.....	2	2,700	3	2,733	3	2,733		
Aero designers.....	7	3,029	8	3,004	8 ¹ / ₂	3,004		
Assistant mechanical engineers.....	5	3,000	6	3,000	7	3,028		
Foremen.....	3	3,000	3	2,965	4	2,965		
Purchasing agent.....	1	3,000						
Associate engineers.....	2	3,000	1	3,000	2	3,000		
Assistant metallurgist.....	1	3,000	1	3,000	1	3,000		
Assistant physicist.....	1	3,000	1	3,000	1	3,000		
Chief storekeeper.....	1	3,000	1	3,000	1	3,000		
Salary range \$2,400 to \$3,000; average, \$2,700—								
Assistant instructors.....	2	2,450	2	2,450	2 ¹ / ₂	2,533		
Technical assistants.....	4	2,495	4	2,495	5	2,490		
Inspectors.....	20	2,490	17	2,487	17	2,487		
Foremen.....	12	2,717	10	2,749	12	2,749		
Machinists.....	2	2,720	2	2,720	2	2,720		
Assistant mechanical engineers.....	11	2,782	14	2,657	14 ¹ / ₂	2,657		
Materials testing engineers.....	1	2,600	1	2,500	1 ¹ / ₂	2,500		
Aviation mechanical engineer.....	1	2,800	1	2,800	1	2,800		
Tool expert.....	1	2,620	1	2,620	1	2,620		
Warehouse superintendent.....	1	2,400	1	2,400	1	2,400		
Chief clerks.....	3	2,433	3	2,433	3	2,433		
Chief draftsman.....	1	2,700	1	2,700	1	2,700		
Physiologists.....	2	2,550	2	2,550	2	2,550		
Psychologists.....	1	2,400	1	2,400	1 ¹ / ₂	2,400		
Riggers.....	2	2,370	2	2,370	2	2,370		

Estimates of appropriations required for the service of the fiscal year ending June 30, 1927—Continued

General object (title of appropriation), date of acts, references to Statutes at Large, or to Revised Statutes, and estimated amount required for each detailed object	Total amount to be appropriated under each head of appropriation			Amount appropriated for the fiscal year ending June 30, 1926
Air Service, Army—Continued.				
	Estimated expenditures, 1927 appropriation	Estimated expenditures, 1926 appropriation	Expended and obligated, 1925	
Field service—Continued.				
Salaries and wages—Continued.				
Salary range, \$2,400 to \$3,000; average, \$2,700—Con.	<i>Average—</i>	<i>Average—</i>	<i>Average—</i>	
	No. Salary	No. Salary	No. Salary	
Assistant aero engineers	8 \$2,663	13 \$2,797	13 1/2	\$2,797
Patent specification writer	1 2,640	1 2,640	1	2,640
Photographers	2 2,800	3 2,667	3	2,667
Production estimators	2 2,620	2 2,713	3	2,713
Mechanics	9 2,625	12 2,631	13 1/2	2,631
Supervisors	2 2,631	3 2,708	3 1/2	2,708
Junior radio engineer	1 2,600	1 2,600	1	2,600
Assistant aero chemists	3 2,700	2 2,700	3	2,700
Senior clerk, accounting		1 2,700	1	2,700
Aero designers	10 2,730	14 2,687	15 1/2	2,687
Draftsmen	2 2,750	2 2,750	2	2,750
Employment manager	1 2,800	1 2,800	1	2,800
Assistant electrical engineers	2 2,750	2 2,750	2	2,750
Oxygen engineer	1 2,800	1 2,800	1	2,800
Technical editor (aero)			1 1/2	2,700
Traffic manager	1 2,800	1 2,800	1	2,800
Salary range \$2,100 to \$2,700; average, \$2,400—				
Instructors	19 2,250	19 2,260	21 1/2	2,255
Inspectors	33 2,250	42 2,337	42 1/2	2,337
Aviation mechanics	13 2,262	13 2,267	13 1/2	2,267
Technical assistants	3 2,175	3 2,175	4	2,175
Clerks	21 2,323	23 2,323	24	2,323
Assistant chemist	1 2,200	1 2,200	1	2,200
Draftsmen	25 2,368	11 2,460	13 1/2	2,452
Superintendent of storeroom	1 2,340	1 2,340	1	2,340
Mechanists	2 2,370	2 2,370	2	2,370
Mechanics	10 2,402	10 2,402	11	2,402
Tool expert	1 2,070	1 2,070	1	2,070
Foremen	5 2,400	5 2,406	6	2,406
Commodity supervisor	1 2,200	1 2,200	1	2,200
Motor mechanics	2 2,370	2 2,370	2	2,370
Chief engineer	1 2,220	1 2,220	1	2,220
Editorial assistants	1 2,400	3 2,275	4	2,275
Linotype operator	1 2,400	1 2,400	1	2,400
Aero instrument makers	8 2,288	8 2,261	9	2,261
Assistant wood technologist	1 2,400	1 2,400	1	2,400
Assistant aero engineers	10 2,430	3 2,450	3 1/2	2,450
Assistant architectural engineer	1 2,400	1 2,400	1	2,400
Assistant instrument engineers	1 2,400	1 2,250	1 1/2	2,250
Junior mechanical engineers	4 2,375	3 2,367	3	2,367
Junior purchasing agents		2 2,300	2	2,300
Foremen	1 2,400	8 2,518	9	2,518
Junior cost accountants		1 2,350	1 1/2	2,350
Photographers	2 2,400	1 2,400	1	2,400
Watchmakers		2 2,420	2	2,420
Salary range, \$1,860 to \$2,400; average, \$2,130—				
Foremen	14 2,200	16 2,101	17 1/2	2,101
Mechanists	56 2,160	60 2,106	61	2,106
Mechanics	91 2,200	94 2,129	95 1/2	2,140
Airplane mechanics	35 2,140	40 2,083	40 1/2	2,083
Motor mechanics	15 2,010	17 1,959	17	1,959
Pressman		1 2,200	1	2,200
Laboratory workers	4 2,070	4 2,067	5	2,067
Draftsmen	14 2,172	27 2,160	27 1/2	2,160
Clerks	28 1,990	29 1,990	30 1/2	1,990
Assistant physiologists	2 2,000	2 1,987	2 1/2	1,987
Translators	2 2,150	2 2,150	2	2,150
Storekeepers	4 2,060	4 2,060	4 1/2	2,060
Inspectors	16 2,075	16 2,068	16	2,068
Commodity supervisors	11 1,913	11 1,913	11	1,913
Chief operator, gas plant	1 2,040	1 2,040	1	2,040
Technical assistants	11 1,927	12 1,927	12	1,927
Stenographer	1 1,920	1 1,920	1	1,920
Chief plant protection		1 2,200	1	2,200
Photographers	2 2,150	3 2,200	3	2,200
Blue-print operators		3 2,000	3	2,000
Garage superintendent	1 2,100	1 2,100	1	2,100
Flight test observers		3 2,267	3	2,267
Aero instrument worker			1 1/2	2,059
Junior chemists		2 1,980	2	1,980
Compositor	1 2,040	1 2,040	1	2,040
Junior aero engineers	5 2,100	8 2,030	9 1/2	2,030
Junior mechanical engineers	1 2,100	2 2,040	2 1/2	2,040
Junior electrical engineer	1 2,100	1 2,100	1	2,100
Salary range, \$1,680 to \$2,040; average, \$1,860—				
Clerks	26 1,830	28 1,842	30 1/2	1,828
Mechanics	119 1,900	128 1,847	130 1/2	1,823
Gas plant operator	1 1,860	1 1,860	1	1,860
Photographer	1 1,860	1 1,860	1	1,830
Senior storekeepers	14 1,750	15 1,784	16	1,784
Airplane mechanics	85 1,900	96 1,849	96 1/2	1,817
Stenographers	9 1,760	10 1,782	11 1/2	1,782
Aero computer	1 1,860	1 1,860	1	1,860
Mechanists	12 1,878	13 1,878	14 1/2	1,878
Instrument makers	2 1,740	3 1,720	3	1,720
Motor mechanics	43 1,846	46 1,846	48	1,810
Inspector	1 1,920	1 1,920	1	1,920
Foremen	10 1,845	11 1,860	11	1,860
Draftsman			1 1/2	1,680
Translator			1 1/2	1,800
Purchasing agents	1 1,740	2 1,740	2	1,740

Estimates of appropriations required for the service of the fiscal year ending June 30, 1927—Continued

General object (title of appropriation), date of acts, references to Statutes at Large, or to Revised Statutes, and estimated amount required for each detailed object	Estimated expenditures, 1927 appropriation		Estimated expenditures, 1926 appropriation		Expended and obligated, 1925		Total amount to be appropriated under each head of appropriation	Amount appropriated for the fiscal year ending June 30, 1926
Air Service, Army—Continued.								
Field service—Continued.								
Salaries and wages—Continued.								
Salary range, \$1,680 to \$2,040; average, \$1,860—Con.	Average—		Average—		Average—			
	No.	Salary	No.	Salary	No.	Salary		
Truckmaster.....	1	\$1,800	1	\$1,800	1	\$1,800		
Technical assistants.....	11	1,700	13	1,713	14	1,713		
Commodity supervisors.....	2	1,710	2	1,710	2	1,710		
Office appliance operator.....	1	1,680	1	1,680	1	1,680		
Sergeants of guard.....	4	1,700	4	1,765	4	1,765		
Salary range, \$1,580 to \$1,860; average, \$1,680—								
Librarians.....	1	1,680	2	1,680	3	1,680		
Clerks.....	43	1,612	49	1,609	51½	1,603		
Stenographers.....	25	1,650	26	1,647	26½	1,641		
Typists.....	3	1,640	3	1,640	3	1,640		
Motor mechanics.....	20	1,740	22	1,687	22½	1,644		
Airplane mechanics.....	31	1,780	32	1,726	32½	1,683		
Mechanics.....	61	1,780	63	1,718	63½	1,675		
Radio operators.....	2	1,681	3	1,680	3	1,680		
Instrument repairmen.....	3	1,700	3	1,640	3	1,640		
Assistant foremen.....	5	1,640	5	1,640	6	1,640		
Storekeepers.....	8	1,658	9	1,658	10	1,658		
Junior commodity supervisors.....	12	1,570	12	1,570	12	1,570		
Camera repairman.....	1	1,600	1	1,560	1	1,560		
Stock keepers.....	5	1,670	5	1,664	5	1,664		
Truckmaster.....	1	1,620	1	1,620	1	1,620		
Checkers.....	5	1,690	5	1,689	5	1,689		
Inspector.....	1	1,740	1	1,740	1	1,740		
Chief of guards.....	1	1,740	1	1,740	1	1,740		
Packers.....	3	1,543	3	1,543	3½	1,543		
Machinists.....	4	1,700	4	1,693	4	1,650		
Registered nurse.....	1	1,680	1	1,680	1	1,680		
Laborer, skilled.....	1	1,551	1	1,551	1	1,551		
Computer, aero.....	1	1,700	1	1,680	1	1,680		
Tractor driver.....	1	1,602	1	1,602	1	1,602		
Truckmasters.....	2	1,710	2	1,710	2	1,710		
Plant protection.....	2	1,770	2	1,770	2	1,770		
Office appliance operators.....	3	1,630	3	1,627	3	1,627		
Salary range, \$1,360 to \$1,680; average, \$1,520—								
Clerks.....	54	1,440	59	1,442	62½	1,438		
Stenographers.....	56	1,470	61	1,484	63½	1,484		
Typists.....	16	1,425	18	1,487	19½	1,425		
Mechanics.....	18	1,560	19	1,528	19½	1,466		
Motor transport dispatch.....	1	1,440	1	1,440	1	1,440		
Aviation mechanics.....	19	1,560	19	1,520	20½	1,458		
Motor mechanics.....	4	1,440	5	1,450	5½	1,450		
Laborers.....	5	1,360	5	1,367	4½	1,367		
Commodity supervisors.....	2	1,380	2	1,380	2	1,380		
Assistant storekeepers.....	7	1,460	8	1,498	9½	1,498		
Firemen, stationary boiler.....	21	1,440	23	1,440	24½	1,440		
Guards.....	45	1,450	50	1,456	52	1,461		
Packers.....	5	1,440	5	1,440	5	1,440		
Junior commodity supervisors.....	4	1,428	5	1,440	6	1,440		
Timekeeper.....	1	1,440	1	1,440	1	1,440		
Mechanic's helpers.....	10	1,446	11	1,470	12	1,470		
Office appliance operators.....	2	1,440	2	1,440	2½	1,440		
Chauffeurs.....	9	1,360	11	1,389	12½	1,389		
Machinist.....	1	1,440	1	1,440	1½	1,440		
Foremen.....	2	1,440	2	1,440	2	1,440		
Fire fighters.....	10	1,470	10	1,495	10½	1,495		
Junior storekeepers.....	5	1,480	6	1,493	7½	1,493		
Truck drivers.....	8	1,490	8	1,500	10	1,500		
Checkers.....	4	1,560	4	1,575	4	1,575		
Laborator aids.....	2	1,320	3	1,348	3½	1,348		
Draftsmen.....	2	1,400	2	1,410	2	1,410		
Salary range, \$1,140 to \$1,500; average, \$1,320—								
Clerks.....	45	1,350	49	1,352	51½	1,348		
Stenographers.....	16	1,320	18	1,321	19½	1,321		
Typists.....	33	1,265	38	1,269	38½	1,269		
Guards.....	40	1,240	45	1,231	45	1,231		
Janitor.....	1	1,200	1	1,200	1	1,200		
Mechanics.....	2	1,320	2	1,320	1½	1,230		
Machinist.....	1	1,320	1	1,320	1	1,263		
Airplane mechanics.....	7	1,320	8	1,332	9	1,263		
Motor mechanics.....	2	1,320	2	1,320	2	1,263		
Mechanic's helpers.....	32	1,350	34	1,350	38½	1,275		
Laborers.....	85	1,320	89	1,320	92½	1,260		
Assistant foremen.....	6	1,340	6	1,342	6½	1,342		
Assistant storekeepers.....	15	1,260	15	1,270	15	1,270		
Truck drivers.....	4	1,270	4	1,277	4½	1,277		
Packers.....	4	1,300	5	1,309	5	1,309		
Chauffeurs.....	1	1,320	2	1,320	3	1,320		
Assistant draftsman.....	1	1,320	1	1,320	1	1,320		
Office appliance operators.....	3	1,300	4	1,300	5½	1,300		
Chauffeurs.....	2	1,320	2	1,320	2½	1,320		
Janitors.....	2	1,320	2	1,324	2	1,324		
Assistant welfare workers.....	1	1,290	1	1,290	2	1,290		
Seamstresses.....	2	1,290	2	1,290	2	1,290		
Salary range, \$1,020 to \$1,260; average, \$1,140—								
Clerks.....	5	1,140	5	1,131	6	1,131		
Guards.....	2	1,080	2	1,080	2	1,080		
Messengers.....	2	1,080	2	1,086	2	1,086		
Laborers.....	95	1,080	96	1,080	102½	1,035		
Junior commodity supervisor.....	1	1,033	1	1,033	1	1,033		
Assistant storekeepers.....	19	1,033	22	1,033	23	1,033		
Janitors.....	22	1,076	25	1,076	26½	1,076		

Estimates of appropriations required for the service of the fiscal year ending June 30, 1927—Continued

General object (title of appropriation), date of acts, references to Statutes at Large, or to Revised Statutes, and estimated amount required for each detailed object				Total amount to be appropriated under each head of appropriation	Amount appropriated for the fiscal year ending June 30, 1926
<i>Air Service, Army—Continued.</i>					
	Estimated expenditures, 1927 appropriation	Estimated expenditures, 1926 appropriation	Expended and obligated, 1925		
Field service—Continued.					
Salaries and wages—Continued					
Salary range, \$1,020 to \$1,260; average, \$1,140—Con.	Average— No. Salary	Average— No. Salary	Average— No. Salary		
Mechanic's helpers.....	6 \$1,100	7 \$1,071	7 1/2 \$1,071		
Checker.....	1 960	1 960	1 1/2 960		
Typists.....	6 1,140	6 1,140	6 1/2 1,140		
Assistant draftsmen.....	10 1,200	11 1,165	12 1,165		
Office appliance operators.....	3 1,140	3 1,140	2 1/2 1,140		
Junior telephone operators.....	2 1,160	2 1,160	2 1,160		
Salary range, \$900 to \$1,140; average, \$1,020—					
Guard.....	1 960	1 960	1 960		
Assistant storekeepers.....	1 940	1 940	3 940		
Telephone operator.....	1 960	1 960	1 960		
Clerks.....	2 900	2 900	2 900		
Laborers.....	48 950	52 936	56 1/2 936		
Mechanic's helpers.....	3 1,020	3 1,020	2 1/2 1,020		
Junior storekeepers.....	2 990	2 990	2 990		
Typist.....	1 1,020	1 1,020	1 1,020		
Janitor.....	1 960	1 960	1 960		
Laundress.....	1 1,000	1 1,000	1 1,000		
Office-appliance operator.....	1 1,080	1 1,080	1 1,080		
Salary range, \$780 to \$1,020; average, \$900					
Watchmen.....	1 900	1 900	1 900		
Janitors.....	3 880	3 880	3 880		
Messengers.....	2 860	3 860	3 860		
Laborers.....	43 840	47 815	50 1/2 811		
Typist.....	1 900	1 900	1 900		
Junior telephone operator.....	1 930	1 930	1 1/2 930		
Press feeders.....	2 960	2 960	2 960		
Salary range, \$600 to \$780; average, \$690—					
Typists.....	2 675	2 675	2 675		
Translators.....	2 675	2 675	1 1/2 675		
Mechanics.....	8 720	9 720	10 1/2 720		
Charwomen.....	1 780	1 780	1 780		
Clerks.....	1 690	1 690	1 690		
Messengers.....	9 620	10 622	11 1/2 622		
Laborers.....	1 680	1 680	1 1/2 680		
Assistant draftsman.....	1 700	1 700	1 700		
Salary range, \$420 to \$600; average, \$510—					
Clerks.....	4 538	5 538	5 538		
Typists.....	3 567	4 567	4 567		
Mechanics.....	2 540	2 540	2 540		
Assistant storekeeper.....	1 490	1 490	1 490		
Salary range, \$180 to \$420; average, \$300—					
Clerk.....	1 180	1 180	1 180		
Messenger boys.....	4 180	5 180	5 180		
Per diem employees (temporary).....	86 87,000	95 97,470	99 1/2 101,584		
Total average number of employees.....	2,302	2,509	2,662 1/2		
Total salaries and wages, field service.....	3,936,054	4,306,054	4,561,374		
The difference between 1927 and 1926 is due to decrease in force, \$370,000.					
01 Total personal services.....	4,006,054	4,386,054	4,638,663		
Supplies and materials:					
0200 Photographic and office supplies.....	123,226	128,720	134,268		
0220 Scientific and educational supplies.....	5,740	5,740	5,778		
0230 Fuel.....	708,519	893,019	750,099		
0240 Wearing apparel and sewing supplies.....	8,300	15,000	15,157		
0290 Sundry supplies.....	153,596	175,437	182,638		
0290 Materials (not specifically allocated, etc.).....	29,776	31,876	30,988		
02 Total supplies and materials.....	1,029,157	1,239,792	1,118,928		
05 Telegraph service.....			26		
06 Travel expenses.....	107,000	117,000	130,053		
07 Transportation of things (service).....	237,051	238,951	145,725		
08 Printing and binding.....		8,000	7,898		
10 Furnishing of electric power and water.....	26,700	34,956	45,200		
11 Rent of buildings.....			454		
12 Repairs and alterations.....	1,289,109	1,372,109	1,317,131		
13 Special and miscellaneous expenses.....	914,900	1,235,900	1,456,905		
Equipment:					
3010 Furniture, furnishings, and fixtures.....	10,440	10,440	11,604		
3020 Educational and scientific equipment.....	47,954	267,954	285,549		
3030 Aircraft, engines, accessories, and tools.....	6,804,700	4,717,909	4,377,489		
3050 Machinery and life-saving equipment.....	238,935	231,935	219,958		
30 Total equipment.....	7,102,029	5,228,238	4,894,600		
32 Hangars, gas plants, and runways.....	332,000	835,000	344,215		
33 Settlement of damages by aircraft.....	6,000	4,000	2,600		
Total.....	15,050,000	14,700,000	14,102,398		

¹ Includes \$2,150,000 cash appropriation to meet obligations incurred in fiscal year 1926 under contract authorization for procurement of airplanes included in the act appropriating funds for that fiscal year.

² In addition to the estimated cash expenditure for this item for the fiscal year 1926, there is a contract authorization proviso for procurement of airplanes in the sum of \$2,150,000.

Estimates of appropriations required for the service of the fiscal year ending June 30, 1927—Continued

General object (title of appropriation), date of acts, references to Statutes at Large, or to Revised Statutes, and estimated amount required for each detailed object				Total amount to be appropriated under each head of appropriation	Amount appropriated for the fiscal year ending June 30, 1926
DEPARTMENTAL					
Salaries, Office of Chief of Air Service— Salaries: For personal services in the District of Columbia in accordance with the classification act of 1923 (<i>act Feb. 12, 1925, vol. 43, p. 908</i>)— The services of legal assistant, aeronautical engineers, skilled draftsmen, and such technical and other services as the Secretary of War may deem necessary, may be employed only in the office of the Chief of Air Service to carry into effect the various appropriations for aeronautical purposes, to be paid from such appropriations, in addition to the foregoing employees appropriated for in the office of the Chief of Air Service: <i>Provided</i> , That the entire expenditure for this purpose for the fiscal year [1926] 1927 shall not exceed [\$80,000] \$70,000, and the Secretary of War shall each year in the Budget report to Congress the number of persons so employed, their duties, and the amount paid to each (<i>acts June 4, 1920, vol. 41, p. 768, sec. 13a; Feb. 12, 1925, vol. 43, p. 907</i>).				\$206, 694. 00	\$211, 191. 00
	Estimated expenditures, 1927 appropriation	Estimated expenditures, 1926 appropriation	* Expended and obligated, 1925		
Departmental service:					
Salaries—					
Clerical, administrative and fiscal service—					
Grade 9, \$3,000 to \$3,600; average, \$3,300—	<i>Average—</i>	<i>Average—</i>	<i>Average—</i>		
Senior administrative assistant (chief clerk)	No. Salary	No. Salary	No. Salary		
Grade 7, \$2,400 to \$3,000; average, \$2,700—	1 3,000	1 3,000	1 3,000		
Junior administrative assistant	1 2,700	1 2,700	1 2,700		
Grade 6, \$2,100 to \$2,700; average, \$2,400—					
Principal clerks	4 2,400	4 2,400	4 2,400		
Grade 5, \$1,800 to \$2,400; average, \$2,100—					
Senior clerks	4 1,980	4 1,980	4 1,980		
Grade 4, \$1,680 to \$2,040; average, \$1,860—					
Clerks	5 1,824	5 1,824	5 1,824		
Clerk-stenographers	7 1,886	7 1,886	7 1,886		
Grade 3, \$1,500 to \$1,860; average, \$1,680—					
Assistant clerks	16 1,653	16 1,653	16 1,653		
Assistant clerk-stenographers	29 1,626	29 1,626	29 1,626		
Grade 2, \$1,320 to \$1,680; average, \$1,500—					
Junior clerks	18 1,507	18 1,507	18 1,507		
Junior clerk-typists	5 1,356	5 1,356	5 1,356		
Junior clerk-stenographers	22 1,373	26 1,373	26 1,373		
Grade 1, \$1,140 to \$1,500; average, \$1,320—					
Underclerks	2 1,320	2 1,320	2 1,320		
Underoperator, office devices	1 1,200	1 1,200	1 1,200		
Undertypists	2 1,140	2 1,140	2 1,140		
Subprofessional service—					
Grade 4, \$1,500 to \$1,860; average, \$1,680—					
Assistant social service worker	1 1,680	1 1,680	1 1,680		
Junior library assistants	4 1,590	4 1,590	4 1,590		
Grade 3, \$1,320 to \$1,680; average, \$1,500—					
Under library assistant	1 1,320	1 1,320	1 1,320		
Custodial service—					
Grade 3, \$1,020 to \$1,260; average, \$1,140—					
Messengers	6 1,040	6 1,040	6 1,040		
Total average number of employees	129	132	133		
Total salaries, departmental service	206, 694	211, 191	210, 480		
The difference between 1927 and 1926 is due to—					
Decrease in salaries	\$378				
Decrease in force	4, 119				
	4, 497				
Total under Air Service				15, 256, 694. 00	14, 911, 191. 00

Estimates of appropriations required for the service of the fiscal year ending June 30, 1927—Continued

General object (title of appropriation), date of acts, references to Statutes at Large, or to Revised Statutes, and estimated amount required for each detailed object	Total amount to be appropriated under each head of appropriation	Amount appropriated for the fiscal year ending June 30, 1926
MEDICAL DEPARTMENT		
SUPPORT OF THE REGULAR ARMY		
Medical and Hospital Department— For the manufacture and purchase of medical and hospital supplies, including disinfectants, for military posts, camps, hospitals, hospital ships and transports, for laundry work for enlisted men and Army nurses while patients in a hospital, and supplies required for mosquito destruction in and about military posts in the Canal Zone; for the purchase of veterinary supplies and hire of veterinary surgeons; for expenses of medical supply depots; for medical care and treatment not otherwise provided for, including care and subsistence in private hospitals of officers, enlisted men, and civilian employees of the Army, of applicants for enlistment, and of prisoners of war and other persons in military custody or confinement, when entitled thereto by law, regulation, or contract: <i>Provided</i> , That this shall not apply to officers and enlisted men who are treated in private hospitals or by civilian physicians while on furlough; for the proper care and treatment of epidemic and contagious diseases in the Army or at military posts or stations, including measures to prevent the spread thereof, and the payment of reasonable damages not otherwise provided for, for bedding and clothing injured or destroyed in such prevention; for the pay of male and female nurses, not including the Army Nurse Corps, and of cooks and other civilians employed for the proper care of sick officers and soldiers, under such regulations fixing their number, qualifications, assignments, pay, and allowances as shall have been or shall be prescribed by the Secretary of War; for the pay of civilian physicians employed to examine physically applicants for enlistment and enlisted men and to render other professional services from time to time under proper authority; for the pay of other employees of the Medical Department; for tuition of officers of the Medical Department, including the Army Nurse Corps, under section 127a of the Army reorganization act approved June 4, 1920; for the payment of express companies and local transfers employed directly by the Medical Department for the transportation of medical and hospital supplies, including bidders' samples and water for analysis; for supplies for use in teaching the art of cooking to the enlisted force of the Medical Department; for the supply of the Army and Navy Hospital at Hot Springs, Arkansas; for advertising, laundry, and all other necessary miscellaneous expenses of the Medical Department: <i>Provided</i> , That no part of this appropriation shall be used for payment of any expense connected with the publication of the Medical and Surgical History of the War with Germany (<i>acts June 4, 1920, vol. 41, p. 785, sec. 127a; Feb. 12, 1925, vol. 43, p. 908</i>)	\$1, 197, 011. 00	\$1, 033, 633. 00

	Estimated expenditures, 1927 appropriation		Estimated expenditures, 1926 appropriation		Expended and obligated, 1925
	Average—		Average—		Average—
	No.	Salary	No.	Salary	No. Salary
Field service:					
Salaries and wages—					
Salary range, \$3,900 to \$5,000; average, \$4,400—					
Chemist.....	1	\$3,300	1	\$3,300	1 3,300
Salary range, \$3,300 to \$3,900; average, \$3,600—					
Chemist.....	1	3,300	1	3,300	1 3,300
Salary range, \$2,700 to \$3,300; average, \$3,000—					
Sanitary inspector.....	1	2,700	1	2,700	1 2,700
Salary range, \$2,400 to \$3,000; average, \$2,700—					
Clerk.....	1	2,700	1	2,700	1 2,700
Instructor.....	1	2,700	1	2,700	1 2,700
Toxicologist.....	1	2,700	1	2,700	1 2,700
Salary range, \$2,100 to \$2,700; average, \$2,400—					
Chemist.....	1	2,600	1	2,600	1 2,600
Electrician.....	1	2,500	1	2,500	1 2,500
Clerks.....	5	2,260	5	2,260	4 2,250
Salary range, \$1,860 to \$2,400; average, \$2,100—					
Clerks.....	4	2,155	4	2,155	5 2,184
Laundry operatives.....	2	2,100	1	2,100	1 2,100
Salary range, \$1,680 to \$2,040; average, \$1,860—					
Mechanic.....	1	2,040	1	2,040	1 2,040
Inspector of surgical instruments.....	1	2,000	1	2,000	1 2,000
Carpenters.....	2	1,940	2	1,940	2 1,940
Dental mechanic.....	1	1,840	1	1,840	2 1,860
Laborers, superintendent of.....	1	1,840	1	1,840	1 1,840
Plumber.....	1	1,840	1	1,840	1 1,840
Clerks.....	5	1,812	5	1,824	6 1,860
Laundry operative.....	1	1,800	1	1,800	1 1,800
Storekeeper.....	1	1,680	1	1,680	1 1,680
Salary range, \$1,500 to \$1,860; average, \$1,680—					
Buyer.....	1	1,800	1	1,800	1 1,800
Painter, foreman.....	1	1,740	1	1,740	1 1,740
Instructor.....	3	1,740	3	1,740	3 1,740
Packers.....	1	1,680	2	1,740	2 1,740
Inspectors of medical supplies.....	1	1,640	1	1,640	1 1,640
Gardener.....	1	1,640	1	1,640	1 1,640
Engineer.....	1	1,640	1	1,640	1 1,640
Clerks.....	34	1,629	38	1,615	40 1,623

Estimates of appropriations required for the service of the fiscal year ending June 30, 1927—Continued

General object (title of appropriation), date of acts, references to Statutes at Large, or to Revised Statutes, and estimated amount required for each detailed object

Total amount to be appropriated under each head of appropriation

Amount appropriated for the fiscal year ending June 30, 1926

Medical and Hospital Department—Continued.

	Estimated expenditures, 1927 appropriation		Estimated expenditures, 1926 appropriation		Expended and obligated, 1925	
Field service—Continued.						
Salaries and wages—Continued.						
Salary range, \$1,500 to \$1,880; average, \$1,680—Con.	Average—		Average—		Average—	
	No.	Salary	No.	Salary	No.	Salary
Draftsman.....	1	\$1,800	1	\$1,800	1	\$1,800
Laundry operatives.....	4	1,575	4	1,575	4	1,575
Carpenter.....	1	1,560	1	1,560	2	1,600
Inspector of surgical instruments.....			1	1,560		
Laborer, foreman.....	2	1,560	2	1,560	2	1,560
Storekeeper, military.....					1	1,500
Salary range, \$1,320 to \$1,680; average, \$1,500—						
Instructor.....	1	1,680	1	1,680	1	1,680
Laboratory helper.....					1	1,680
Warehousemen.....	1	1,500	1½	1,590	2	1,590
Clerks.....	30	1,444	29	1,463	35	1,464
Dietitian, head.....					1½	1,440
Mechanic.....	1	1,440	1	1,440		
Storekeepers.....	2	1,410	2	1,410	2	1,410
Dietitian.....	2	1,380	2	1,380	1½	1,390
Warehouse foremen.....	1	1,380	1	1,380	1	1,390
Packer.....	22	1,375	21	1,377	22	1,375
Laundry operatives.....	3	1,320	3	1,320	4	1,340
Salary range, \$1,140 to \$1,500; average, \$1,320—						
Carpenters.....	2	1,350	2	1,290	2	1,290
Laborer, foreman.....	1	1,340	1	1,340	1	1,340
Clerks.....	4	1,290	5	1,296	4	1,335
Checker.....	1	1,200	1	1,200	1	1,200
Salary range, \$1,020 to \$1,260; average, \$1,140—						
Laboratory attendant.....	1	1,200	1	1,200	1	1,200
Laborers.....	26	1,186	27½	1,271	31	1,247
Laundry operatives.....	9	1,140	9	1,140	9	1,140
Messengers.....	2	1,200	2	1,200	3	1,110
Salary range, \$900 to \$1,140; average, \$1,020—						
Clerk.....	1	1,080	1	1,080	1	1,080
Elevator operator.....	1	1,020	1	1,020	1	1,020
Laundry operatives.....	16	949	12	935	12	935
Painters.....	3	1,020			6	1,020
Laborers.....	22	987	21	997	24½	995
Salary range, \$780 to \$1,020; average, \$900—						
Cooks, nurses' quarters.....	6	870	6	870	5	864
Mason.....	1	870	1	870	1	870
Laborer, foreman.....	5	860	5	862	5	862
Laundry operatives.....	58	799	59	803	58	805
Salary range, \$600 to \$780; average, \$690—						
Clerk.....	1	780	1	780	1	780
Cooks, nurses' quarters.....			6	740	6	750
Laundry operatives.....	1	720	1	720		
Laborer, foreman.....	2	708	2	720	2	720
Cooks.....			1	690	2	705
Attendants, nurses' quarters.....	3	680	3	680	5	684
Messenger girls.....	2	675	2	675	2	675
Packers.....	2	660	2	660	2	660
Watchman.....	1	660				
Salary range, \$420 to \$600; average, \$510—						
Seamstress.....	1	576	1	576		
Laborer, foreman.....					1	576
Cooks, nurses' quarters.....			8	539	8	539
Mosquito catchers.....	17	521	17	521	19	519
Attendants, nurses' quarters.....	12	513	11	507	12	503
Ward attendants.....	2	510	3	500	3	500
Laborers.....	57	491	57	492	58	495
Carpenter.....	1	480	1	480	1	480
Cook.....	1	480	1	480	1	480
Kitchen helper.....					1	480
Laundry operatives.....	11	480	10	480	10	480
Messenger.....	1	480	1	480	1	480
Salary range, \$240 to \$420; average, \$330—						
Attendants, nurses' quarters.....			3	360		
Ward attendant.....	1	360	1	360	1	360
Laborers.....	3	340	4	300	4	330
Seamstress.....	1	288	1	288	1	288
Student nurses.....					154	280
Painter.....	1	270	1	270	1	270
Cooks.....	2	240	3	292	3	292
Less than \$240—						
Cook.....			1	210	1	210
Dietitians, junior.....	5	180	5	180	5	180
Reconstruction aids, O. T., junior.....	5	180	5	180	5	180
Reconstruction aids, P. T., junior.....	7½	180	7½	180	7½	180
Nurses' aids.....	4	180	4	180	4	180
Kitchen helpers.....	2	180				
Laborers.....			12	159	10	179
Ward attendants.....	2	150				
Seamstresses.....	3	138	3	148	3	148
Student nurses.....	150	127	150	127		
Maids.....	3	120	3	144	6	132
House boys.....			2	114	4	147
Total average number of employees.....	803½		633½		673½	
Total salaries and wages, field service.....		470,762.00		498,500.00		559,428.00
The difference between 1927 and 1926 is due to decrease in force, \$27,738.						
Deduct for reimbursements from Veterans' Bureau and Navy.....		50,290.00		63,500.00		68,200.00
01 Net amount, "Medical and Hospital Department".....		420,472.00		435,000.00		491,228.00

Estimates of appropriations required for the service of the fiscal year ending June 30, 1927—Continued

General object (title of appropriation), date of acts, references to Statutes at Large, or to Revised Statutes, and estimated amount required for each detailed object				Total amount to be appropriated under each head of appropriation	Amount appropriated for the fiscal year ending June 30, 1926
<i>Medical and Hospital Department—Continued.</i>					
	Estimated expenditures, 1927 appropriation	Estimated expenditures, 1926 appropriation	Expended and obligated, 1926		
Supplies and materials:					
0200 Stationery and office supplies.....	\$18,000.00	\$18,000.00	\$23,803.05		
Deduct reimbursements from Veterans' Bureau and Navy.....	9,000.00	9,000.00	9,803.05		
Net amount, Medical and Hospital Department.....	9,000.00	9,000.00	14,000.00		
0210 Medical and hospital supplies.....	522,863.98	545,863.98	273,119.35		
Deduct reimbursements from Veterans' Bureau and Navy.....	374,210.00	351,000.00	211,441.76		
Net amount, Medical and Hospital Department.....	148,653.98	194,863.98	61,677.59		
0220 Scientific and educational supplies.....	12,890.00	12,890.00	27,970.33		
Deduct reimbursements from Veterans' Bureau and Navy.....			12,825.71		
Net amount, Medical and Hospital Department.....	12,890.00	12,890.00	15,144.62		
2030 Fuel.....	4,025.00	4,025.00	5,414.73		
Deduct reimbursements from Veterans' Bureau and Navy.....			236.84		
Net amount, Medical and Hospital Department.....	4,025.00	4,025.00	5,177.89		
2050 Forage and other supplies for animals.....	1,350.00	1,350.00	2,499.12		
Deduct reimbursements from Veterans' Bureau and Navy.....			167.09		
Net amount, Medical and Hospital Department.....	1,350.00	1,350.00	2,332.03		
0280 Sundry supplies.....	15,695.00	15,695.00	27,627.68		
Deduct reimbursement from Veterans' Bureau and Navy.....			27,627.68		
Net amount, Medical and Hospital Department.....	15,695.00	15,695.00			
02 Total supplies and materials, Medical and Hospital Department.....	191,613.98	237,823.98	98,332.13		
07 Transportation of things (service).....	1,500.00	1,500.00	851.74		
Deduct reimbursements from Veterans' Bureau and Navy.....			52.48		
Net amount, Medical and Hospital Department.....	1,500.00	1,500.00	799.26		
10 Furnishing of power.....	15,200.00	15,200.00	20,415.44		
Deduct reimbursements from Veterans' Bureau and Navy.....			10,293.01		
Net amount, Medical and Hospital Department.....	15,200.00	15,200.00	10,122.43		
12 Repairs and alterations.....	35,000.00	35,000.00	29,252.89		
Deduct reimbursements from Veterans' Bureau and Navy.....			10,683.75		
Net amount, Medical and Hospital Department.....	35,000.00	35,000.00	18,569.14		
Special and miscellaneous current expenses:					
1381 Experimental and development work.....			1,792.78		
1373 Laundry.....	357,406.00	120,600.00	126,526.86		
1377 Medical and surgical care and treatment.....	90,000.00	86,218.00	84,085.28		
13 Total special and miscellaneous current expenses.....	447,406.00	206,818.00	212,404.92		
Deduct reimbursements from Veterans' Bureau and Navy.....			30,273.73		
Net total special and miscellaneous current expenses, Medical and Hospital Department.....	447,406.00	206,818.00	182,131.19		
22 Tuition of officers and nurses.....	3,000.00	3,000.00	3,200.00		
Equipment:					
3010 Furniture, furnishings, and fixtures.....	12,193.49	12,193.49	18,037.59		
Deduct reimbursements from Veterans' Bureau and Navy.....	2,000.00	2,000.00	9,000.00		
Net amount, Medical and Hospital Department.....	10,193.49	10,193.49	9,037.59		
3020 Educational, scientific, and recreational equipment.....	41,606.54	53,678.54	53,000.03		
Deduct reimbursements from Veterans' Bureau and Navy.....	28,744.71	9,344.71	10,461.48		
Net amount, Medical and Hospital Department.....	12,861.83	44,333.83	42,538.55		

Estimates of appropriations required for the service of the fiscal year ending June 30, 1927—Continued

General object (title of appropriation), date of acts, references to Statutes at Large, or to Revised Statutes, and estimated amount required for each detailed object				Total amount to be appropriated under each head of appropriation	Amount appropriated for the fiscal year ending June 30, 1926
Medical and Hospital Department—Continued.					
	Estimated expenditures, 1927 appropriation	Estimated expenditures, 1926 appropriation	Expended and obligated, 1925		
Equipment—Continued.					
3050 Hospital equipment.....	\$100,363.70	\$114,763.70	¹ \$373,727.97		
Deduct reimbursements from Veterans' Bureau and Navy.....	40,600.00	70,000.00	192,531.74		
Net amount, Medical and Hospital Department.....	59,763.70	44,763.70	180,196.23		
30 Total equipment, Medical and Hospital Department.....	82,819.02	99,291.02	231,772.37		
Total, Medical and Hospital Department.....	1,197,011.00	1,033,633.00	1,036,154.52		
¹ This sum includes hospital supplies as distinguished from hospital equipment, and which now appear under new purpose number 4754 under item 0210, supplies and materials, for both 1926 and 1927.					
Hospital Care, Canal Zone Garrisons—					
For paying the Panama Canal such reasonable charges, exclusive of subsistence, as may be approved by the Secretary of War for caring in its hospitals for officers, enlisted men, military prisoners, and civilian employees of the Army admitted thereto upon the request of proper military authority: <i>Provided</i> , That the subsistence of the said patients, except commissioned officers, shall be paid to said hospitals out of the appropriation for subsistence of the Army at the rates provided therein for commutation of rations for enlisted patients in general hospitals (<i>act Feb. 12, 1925, vol. 43, p. 909</i>).....				\$40,000.00	\$40,000.00
	Estimated expenditures, 1927 appropriation	Estimated expenditures, 1926 appropriation	Expended and obligated, 1925		
13 Special and miscellaneous current expenses, medical and hospital services.....	\$40,000	\$40,000	\$35,000		
Army Medical Museum—					
For Army Medical Museum, preservation of specimens, and the preparation and purchase of new specimens (<i>act Feb. 12, 1925, vol. 43, p. 909</i>).....				7,500.00	7,500.00
	Estimated expenditures, 1927 appropriation	Estimated expenditures, 1926 appropriation	Expended and obligated, 1925		
Supplies and materials:					
0200 Stationery and office supplies.....	\$2,300.00	\$2,300.00	\$677.01		
0220 Scientific and educational supplies.....	1,000.00	1,000.00	80.95		
0280 Supplies not listed specifically.....	500.00	500.00	552.72		
02 Total supplies and materials.....	3,800.00	3,800.00	1,310.68		
07 Transportation of things (service).....	150.00	150.00	11.67		
12 Repairs and alterations.....	550.00	550.00	323.79		
Equipment:					
3020 Educational, scientific, and recreational equipment.....	2,200.00	2,200.00	3,184.93		
3050 Equipment not otherwise listed.....	800.00	800.00	2,494.30		
30 Total equipment.....	3,000.00	3,000.00	5,689.23		
Total.....	7,500.00	7,500.00	7,335.37		
Library, Surgeon General's Office—					
For the library of the Surgeon General's Office, including the purchase of the necessary books of reference and periodicals (<i>act Feb. 12, 1925, vol. 43, p. 909</i>).....				19,500.00	20,000.00

Estimates of appropriations required for the service of the fiscal year ending June 30, 1927—Continued

General object (title of appropriation), date of acts, references to Statutes at Large, or to Revised Statutes, and estimated amount required for each detailed object				Total amount to be appropriated under each head of appropriation	Amount appropriated for the fiscal year ending June 30, 1926
<i>Library, Surgeon General's Office—Continued.</i>					
	Estimated expenditures, 1927 appropriation	Estimated expenditures, 1926 appropriation	Expended and obligated, 1925		
02 Supplies and materials.....	\$400.00	\$300.00	\$919.43		
07 Transportation of things (service).....	400.00	400.00	175.65		
12 Repairs and alterations.....	100.00	100.00	602.28		
Equipment:					
3010 Furniture, furnishings, and fixtures.....	600.00	750.00	1,161.72		
3020 Educational, scientific, and recreational.....	18,000.00	18,450.00	17,107.57		
Total.....	18,600.00	19,200.00	18,269.29		
Total.....	19,500.00	20,000.00	19,966.65		
Total, support of the Regular Army under Medical Department.....				\$1,264,011.00	\$1,101,133.00
DEPARTMENTAL					
<i>Salaries, Office of Surgeon General—</i> Salaries: For personal services in the District of Columbia in accordance with the classification act of 1923 (<i>act Feb. 12, 1925, vol. 43, p. 910</i>).....				264,347.00	268,284.00
	Estimated expenditures, 1927 appropriation	Estimated expenditures, 1926 appropriation	Expended and obligated, 1925		
Departmental service:					
Salaries—					
Clerical, administrative, and fiscal service—					
Grade 10, \$3,300 to \$3,900; average, \$3,600—					
Junior administrative officer (executive assistant and chief clerk).....	Average— No. 1 Salary \$3,500	Average— No. 1 Salary \$3,500	Average— No. 1 Salary \$3,391		
Grade 8, \$2,700 to \$3,300; average, \$3,000—					
Administrative assistant (assistant to the chief clerk).....	1 2,700	1 2,700	1 2,700		
Grade 7, \$2,400 to \$3,300; average, \$2,700—					
Junior administrative assistants (principal clerks of division).....	3 2,567	3 2,567	3 2,477		
Grade 6, \$2,100 to \$2,700; average, \$2,400—					
Principal clerks (chiefs of section).....	5 2,160	5 2,160	4½ 2,130		
Grade 5, \$1,860 to \$2,400; average, \$2,111—					
Senior clerks.....	6 2,060	6 2,060	6 2,057		
Senior translator.....	1 2,100	1 2,100	1 2,100		
Senior photographer.....	1 2,000	1 2,000	1 1,922		
Grade 4, \$1,680 to \$2,040; average, \$1,860—					
Clerks.....	6 1,860	6 1,890	6 1,868		
Clerk-stenographers.....	4 1,815	4 1,815	4 1,815		
Grade 3, \$1,500 to \$1,860; average, \$1,680—					
Assistant clerks.....	24 1,580	24 1,590	23½ 1,583		
Assistant clerk-stenographers.....	19 1,680	19 1,690	19½ 1,669		
Grade 2, \$1,320 to \$1,680; average, \$1,500—					
Junior clerks.....	15 1,464	16 1,463	16 1,446		
Senior typists.....	7 1,389	8 1,380	3½ 1,413		
Junior clerk-typists.....	14 1,466	14 1,466	14½ 1,465		
Junior clerk-stenographers.....	6 1,400	6 1,400	6½ 1,440		
Junior operator office devices (multigraph operator).....	1 1,440	1 1,440	1 1,440		
Grade 1, \$1,140 to \$1,500; average, \$1,320—					
Underclerks.....	3 1,180	3 1,180	4½ 1,120		
Underclerk-typists.....	1 1,440	1 1,440	5½ 1,307		
Professional and scientific service—					
Grade 3, \$3,000 to \$3,600; average, \$3,300—					
Associate librarian (principal assistant librarian).....	1 3,000	1 3,000	1 3,000		
Grade 2, \$2,400 to \$3,000; average, \$2,700—					
Assistant librarian.....	1 2,400	1 2,400	1 2,400		
Grade 1, \$1,860 to \$2,400; average, \$2,111—					
Junior librarian.....	1 1,860	1 1,860	½ 1,928		
Junior scientist (entomologist).....			½ 1,810		
Subprofessional service—					
Grade 7, \$2,100 to \$2,700; average, \$2,400—					
Principal engineering draftsman (architectural draftsman).....	1 2,100	1 2,100	1 2,100		
Grade 6, \$1,860 to \$2,400; average, \$2,111—					
Senior medical technicians (1 microscopist; 1 pathologist).....	2 2,100	2 2,100	2 2,100		
Senior scientific illustrator (anatomical artist).....	1 1,860	1 1,860	1 1,860		
Senior scientific aid (entomologist).....	1 1,860	1 1,860			
Senior library assistants (assistant librarian).....	1 2,100	1 2,100	1½ 2,200		
Grade 5, \$1,680 to \$2,040; average, \$1,860—					
Library assistants.....	2 1,860	2 1,860	2 1,860		
Grade 4, \$1,500 to \$1,860; average, \$1,680—					
Junior library assistants.....	5 1,608	5 1,608	3½ 1,633		
Grade 3, \$1,320 to \$1,680; average, \$1,500—					
Under library assistants.....	8 1,416	8 1,416	5½ 1,435		
Custodial service—					
Grade 6, \$1,500 to \$1,860; average, \$1,680—					
Mechanics (1 engineer; 1 carpenter).....	2 1,560	2 1,560	2 1,560		
Grade 4, \$1,140 to \$1,500; average, \$1,320—					
Head messenger.....	1 1,260	1 1,260	1 1,195		

Estimates of appropriations required for the service of the fiscal year ending June 30, 1927—Continued

General object (title of appropriation), date of acts, references to Statutes at Large, or to Revised Statutes, and estimated amount required for each detailed object				Total amount to be appropriated under each head of appropriation	Amount appropriated for the fiscal year ending June 30, 1926
<i>Salaries, Office of Surgeon General—Continued.</i>					
	Estimated expenditures, 1927 appropriation	Estimated expenditures, 1926 appropriation	Expended and obligated, 1926		
Departmental service—Continued.					
Salaries—Continued.					
Custodial service—Continued.					
Grade 3, \$1,020 to \$1,260; average, \$1,140—	Average—	Average—	Average—		
Messengers.....	No. Salary	No. Salary	No. Salary		
Minor mechanics (1 chauffeur; 3 firemen).....	6 \$1,037	7 \$1,037	7 \$1,033		
Guards (watchmen).....	4 1,050	4 1,050	4 1,038		
Grade 2 (full time) \$900 to \$1,140; average, \$1,020—	3 1,020	3 1,020	3 1,006		
Junior laborers.....	6 900	6 900	5½ 904		
Grade 2 (part-time charwomen) 40 cents an hour—					
Junior laborers.....	4 376	4 376	4 368		
Total average number of employees.....	168	171	170½		
01 Total salaries, departmental service.....	264,347	268,144	264,644		
The difference between 1927 and 1926 is due to decrease in force, \$3,797.					
Total under Medical Department.....				\$1, 528, 358. 00	\$1, 369, 417. 00
BUREAU OF INSULAR AFFAIRS					
SUPPORT OF THE REGULAR ARMY					
<i>Care of Insane Filipino Soldiers—</i>					
For care, maintenance, and treatment at asylums in the Philippine Islands of insane natives of the Philippine Islands, conformable to the act of Congress approved May 11, 1908 (<i>act Feb. 12, 1925, vol. 43, p. 910</i>).....				900. 00	900. 00
	Estimated expenditures, 1927 appropriation	Estimated expenditures, 1926 appropriation	Expended and obligated, 1926		
13 Care of insane Filipino soldiers.....	\$900. 00	\$900. 00	\$301. 40		
<i>Care of Insane Porto Rican Soldiers—</i>					
For care, maintenance, and treatment in asylums in Porto Rico of insane Porto Rican soldiers of the Forty-second and Sixty-fifth Regiments of Infantry (<i>act Feb. 12, 1925, vol. 43, p. 910</i>).....				50. 00	50. 00
	Estimated expenditures, 1927 appropriation	Estimated expenditures, 1926 appropriation	Expended and obligated, 1926		
13 Care of insane Porto Rican soldiers.....	\$50	\$50			
Total, support of the Regular Army under Bureau of Insular Affairs.....				950. 00	950. 00
DEPARTMENTAL					
<i>Salaries, Bureau of Insular Affairs—</i>					
Salaries: For personal services in the District of Columbia in accordance with the classification act of 1923 (<i>act Feb. 12, 1925, vol. 43, p. 910</i>).....				80, 280. 00	80, 280. 00

Estimates of appropriations required for the service of the fiscal year ending June 30, 1927—Continued

General object (title of appropriation), date of acts, references to Statutes at Large, or to Revised Statutes, and estimated amount required for each detailed object				Total amount to be appropriated under each head of appropriation	Amount appropriated for the fiscal year ending June 30, 1926
Salaries, Bureau of Insular Affairs—Continued.					
	Estimated expenditures, 1927 appropriation	Estimated expenditures, 1926 appropriation	Expended and obligated, 1925		
Departmental service:					
Salaries—					
Subprofessional service—					
Grade 5, \$1,680 to \$2,040; average, \$1,860—	Average— No. Salary	Average— No. Salary	Average— No. Salary		
Library assistant.....	1 \$2,040	1 \$2,040	1 \$2,040		
Grade 3, \$1,320 to \$1,680; average, \$1,500—					
Under library assistant.....	1 1,380	1 1,380	1 1,320		
Clerical, administrative, and fiscal service—					
Grade 9, \$3,000 to \$3,600; average, \$3,300—					
Senior administrative assistants.....	2 3,300	2 3,300	2 3,000		
Grade 7, \$2,400 to \$3,000; average, \$2,700—					
Junior administrative assistants.....	2 2,500	2 2,500	2 2,400		
Grade 6, \$2,100 to \$2,700; average, \$2,400—					
Principal clerk.....	1 2,200	1 2,200	1 2,100		
Grade 5, \$1,800 to \$2,400; average, \$2,100—					
Senior clerks.....	4 2,130	4 2,130	3 2,020		
Grade 4, \$1,680 to \$2,040; average, \$1,860—					
Clerks.....	6 1,980	6 1,980	8 1,905		
Grade 3, \$1,500 to \$1,860; average, \$1,680—					
Assistant translator.....	1 1,860	1 1,860	1 1,860		
Assistant clerks.....	5 1,764	5 1,764	7 1,706		
Assistant clerk-stenographers.....	8 1,605	8 1,605	6 1,560		
Grade 2, \$1,320 to \$1,680; average, \$1,500—					
Junior stenographers.....	5 1,500	5 1,500	2 1,440		
Junior clerks.....	4 1,470	4 1,470	6 1,400		
Junior clerk-stenographer.....	1 1,440	1 1,440	2 1,320		
Custodial service—					
Grade 3, \$900 to \$1,260; average, \$1,080—					
Messengers.....	4 1,080	4 1,080	4 1,065		
Total number of employees.....	45	45	46		
Total salaries, departmental service.....	80,280	80,280	76,167		
Total under Bureau of Insular Affairs.....				\$81,230.00	\$81,230.00
CORPS OF ENGINEERS					
SUPPORT OF THE REGULAR ARMY					
Engineer Depots—					
For incidental expenses for the depots, including fuel, lights, chemicals, stationery, hardware, machinery, pay of civilian clerks, mechanics, laborers, and other employees; for lumber and materials and for labor for packing and crating engineer supplies; repairs of, and for materials to repair, public buildings, machinery, and instruments, and for unforeseen expenses (<i>act Feb. 12, 1925, vol. 43, p. 910</i>).....				90,000.00	97,210.00
	Estimated expenditures, 1927 appropriation	Estimated expenditures, 1926 appropriation	Expended and obligated, 1925		
Departmental service:					
Salaries—					
Professional and scientific service—					
Grade 3, \$3,000 to \$3,600; average, \$3,300—	Average— No. Salary	Average— No. Salary	Average— No. Salary		
Associate engineer (mechanical engineer).....			☆ \$3,000		
Clerical, administrative, and fiscal service—					
Grade 7, \$2,400 to \$3,000; average, \$2,700—					
Junior administrative assistant (chief of division).....			☆ 2,500		
Grade 5, \$1,860 to \$2,400; average, \$2,111.42—					
Senior clerk (clerk).....			☆ 2,100		
Grade 3, \$1,500 to \$1,860; average, \$1,680—					
Clerk.....	2 \$1,500	2 \$1,500	☆ 1,500		
Grade 2, \$1,320 to \$1,680; average, \$1,500—					
Junior clerk (clerk).....			☆ 1,440		
Custodial service—					
Grade 3, \$1,020 to \$1,260; average, \$1,140—					
Messenger.....			☆ 1,080		
Total average number of employees.....	2	2	1☆		
Total salaries, departmental service.....	3,000.00	3,000.00	2,998.34		
Field service:					
Salaries and wages—					
Salary range, \$2,400 to \$3,000; average, \$2,700—					
Instrument maker.....	1 2,700.00	1 2,700.00	1 2,700.00		
Salary range, \$2,100 to \$2,700; average, \$2,400—					
Overseer.....	1 2,340.00	1 2,340.00	1 2,340.00		
Chief clerk.....	1 2,300.00	1 2,300.00	1 2,100.00		
Storekeeper-clerk.....			1 2,100.00		
Storekeeper.....	1 2,100.00	1 2,100.00	1 2,100.00		
Salary range, \$1,860 to \$2,400; average, \$2,130—					
Foreman.....	1 2,040.00	1 2,040.00	1 2,040.00		
Stock clerk.....	1 1,860.00	1 1,860.00	1 1,860.00		

Estimates of appropriations required for the service of the fiscal year ending June 30, 1927—Continued

General object (title of appropriation), date of acts, references to Statutes at Large, or to Revised Statutes, and estimated amount required for each detailed object	Estimated expenditures, 1927 appropriation		Estimated expenditures, 1926 appropriation		Expended and obligated, 1925		Total amount to be appropriated under each head of appropriation	Amount appropriated for the fiscal year ending June 30, 1926
<i>Engineer Depots—Continued.</i>								
Field service—Continued.	Average—		Average—		Average—			
Salaries and wages—Continued.	No.	Salary	No.	Salary	No.	Salary		
Salary range, \$1,500 to \$1,800; average, \$1,680—								
Stenographer.....	1	\$1,800.00	1	\$1,800.00	1	\$1,800.00		
Instrument maker.....	1	1,800.00	1	1,800.00	1	1,800.00		
Checkers.....	2	1,710.00	2	1,710.00	1	1,680.00		
Packers.....	3	1,700.00	3	1,700.00	3	1,680.00		
Foreman.....	1	1,740.00	1	1,740.00	1	1,740.00		
Assistant storekeeper.....	1	1,680.00	1	1,680.00	1	1,680.00		
Carpenter.....	1	1,640.00	1	1,640.00	1	1,640.00		
Clerk-stenographer.....	1	1,560.00	1	1,560.00	1	1,560.00		
Clerks.....	5	1,632.00	5	1,632.00	4	1,574.24		
Salary range, \$1,320 to \$1,680; average, \$1,500—								
Storekeeper.....	1	1,440.00	1	1,440.00	1	1,168.00		
Typists.....	2	1,440.00	2	1,440.00	2	1,440.00		
Stenographers.....	2	1,410.00	2	1,410.00	2	1,380.00		
Skilled laborers.....	2	1,440.00	2	1,440.00	2	1,440.00		
Packer.....	1	1,440.00	1	1,440.00	1	1,440.00		
Checker.....	1	1,440.00	1	1,440.00	1	1,440.00		
Carpenter.....	1	1,440.00	1	1,440.00	1	1,440.00		
Laborers.....	2	1,380.00	2	1,380.00	1	1,377.14		
Salary range, \$1,020 to \$1,260; average, \$1,140—								
Packer.....	1	1,260.00	1	1,260.00	1	1,260.00		
Handy men.....	3	1,100.00	3	1,100.00	4	1,080.00		
Salary range, \$780 to \$1,020; average, \$900—								
Foreman.....	1	888.00	1	888.00	1	888.00		
Mechanic.....	1	864.00	1	864.00	1	864.00		
Clerk.....	1	780.00	1	780.00	1	780.00		
Salary range, \$600 to \$780; average, \$690—								
Watchmen.....	2	720.00						
Carpenter.....	1	720.00	1	720.00				
Salary range, \$420 to \$600; average, \$510—								
Laborers.....	8	540.00	7	540.00	7	540.00		
Salary range, \$240 to \$420; average, \$330—								
Laborers.....	5	304.00	4	300.00	4	300.00		
Temporary labor, per diem employees.....	5	1,006.00	7	1,035.00	9	1,023.00		
Total average number of employees.....	62		61		62			
Total salaries and wages, field service.....		78,127.00		79,472.00		81,067.18		
Difference between 1927 and 1926 is due to decrease in force, \$1,345.								
01 Total personal services.....		81,127.00		82,472.00		84,065.52		
Supplies and materials:								
0200 Stationery and office supplies.....		560.00		600.00		1,273.50		
0201 Other stationery.....						66.18		
0230 Fuel.....		880.00		1,200.00		413.90		
0270 Powder, projectiles, explosives, etc.....		175.00		100.00				
0280 Sundry supplies.....		4,543.00		4,938.00		4,675.41		
0290 Materials.....						287.80		
02 Total supplies and materials.....		6,158.00		6,838.00		6,716.79		
10 Furnishing of power.....		5.00		5.00		1.28		
12 Repairs and alterations.....		2,000.00		7,300.00		7,968.93		
13 Special and miscellaneous current expenses.....						441.91		
Equipment:								
3010 Furniture, furnishings, and fixtures.....		50.00		50.00		136.19		
3050 Other equipment.....		660.00		375.00		738.02		
30 Total equipment.....		710.00		425.00		874.21		
Reserve.....				170.00				
Total.....		90,000.00		97,210.00		100,068.64		
By reimbursement.....						4,761.94		
Net expenditure.....						95,306.70		
Total.....		90,000.00		97,210.00		100,068.64		

Estimates of appropriations required for the service of the fiscal year ending June 30, 1927—Continued

General object (title of appropriation), date of acts, references to Statutes at Large, or to Revised Statutes, and estimated amount required for each detailed object	Total amount to be appropriated under each head of appropriation	Amount appropriated for the fiscal year ending June 30, 1926
Engineer School— For equipment and maintenance of the Engineer School, including purchase and repair of instruments, machinery, implements, models, boats, and materials for the use of the school and to provide means for the theoretical and practical instruction of Engineer officers and troops in their special duties as sappers and miners; for land mining, pontoniering, and signaling; for purchase and binding of scientific and professional works, papers, and periodicals treating on military engineering and scientific subjects; for textbooks and books of reference for the library of the United States Engineer School; for incidental expenses of the school, including chemicals, stationery, hardware, machinery, and boats; for pay of civilian clerks, draftsmen, electricians, mechanics, and laborers; for compensation of civilian lecturers and for payment of tuition fees of not to exceed fifty student officers at civil technical institutions in addition to the 2 per centum of commissioned officers authorized to attend technical, professional, and other educational institutions as provided for in section 127a of the National Defense Act of June 3, 1916, as amended by the act of June 4, 1920; for unforeseen expenses; and for travel expenses of officers on journeys approved by the Secretary of War and made for the purpose of instruction: <i>Provided</i> , That the traveling expenses herein provided for shall be in lieu of mileage and other allowances; and for other absolutely necessary expenses: <i>Provided further</i> , That section 3648, Revised Statutes, shall not apply to subscriptions for foreign and professional newspapers and periodicals to be paid for from this appropriation (<i>act Feb. 12, 1925, vol. 43, p. 910</i>)	\$29,835.00	\$26,000.00

	Estimated expenditures, 1927 appropriation	Estimated expenditures, 1926 appropriation	Expended and obligated 1925
Field service:			
Salaries and wages—	<i>Average—</i>	<i>Average—</i>	<i>Average—</i>
Salary range, \$2,100 to \$2,700; average, \$2,400—	<i>No. 1 Salary \$2,300</i>	<i>No. 1 Salary \$2,300</i>	<i>No. 1 Salary \$2,300</i>
Librarian.....	1 1,740	1 1,740	1 1,740
Salary range, \$1,500 to \$1,800; average, \$1,680—			
Assistant librarian.....	1 1,560	1 1,560	1 1,560
Clerk.....	3 1,600	3 1,600	2½ 1,560
Clerk-typists.....			
Salary range, \$1,320 to \$1,680; average, \$1,500—			
Clerk-typist.....	1 1,400	2 1,400	1½ 1,400
Temporary labor, per diem employees.....			1½ 1,240
Pay of civilian lecturer (special).....	50	50	75
Total average number of employees.....	6	8	7½
Total salaries and wages, field service.....	10,290.00	13,250.00	13,099.30
The difference between 1927 and 1926 is due to decrease in force, \$2,960.			
Supplies and materials:			
0200 Stationery and office supplies.....	1,940.00	2,125.00	1,942.12
0201 Other stationery.....			604.34
0220 Scientific and educational supplies.....	350.00	350.00	305.88
0230 Fuel (petroleum and oils).....	175.00	200.00	225.98
0280 Sundry supplies.....	1,535.00	1,700.00	1,716.12
0290 Materials.....	1,000.00	1,200.00	921.14
02 Total supplies and materials.....	5,000.00	5,575.00	5,715.58
06 Travel expenses.....	1,950.00	2,650.00	2,175.03
07 Transportation of things (service).....			4.70
Printing and binding:			
0800 Binding of professional and scientific works.....	200.00	200.00	
0820 Stenographic work, typewriting, multigraphing, and mimeographing (job work).....	100.00	100.00	154.40
0830 Photographing and making photographs and prints.....	150.00	150.00	
08 Total printing and binding.....	450.00	450.00	154.40
10 Furnishing of electricity (service).....	1,300.00	1,500.00	1,222.61
12 Repairs and alterations.....	1,600.00	1,600.00	332.42
13 Special and miscellaneous expenses.....			34.91
2240 Grants, subsidies, and contributions (tuition).....	8,000.00	2,000.00	2,893.00
Equipment:			
3010 Furniture, furnishings, and fixtures.....	270.00	300.00	125.23
3020 Educational, scientific, and recreational equipment.....	575.00	725.00	3,222.67
3030 War equipment.....			45.80
3050 Other equipment.....	400.00	450.00	1,374.31
30 Total equipment.....	1,245.00	1,475.00	4,768.01
Total.....	29,835.00	28,500.00	30,399.96
Net total.....	29,835.00	26,000.00	26,061.09

¹ The appropriation "Engineer School" is to bear all expenses of trades schools which were formerly paid from the appropriation "Engineer operations in the field." For the purpose of comparison the allotment for this purpose for 1926 and expenditures for 1925 are included in the totals for those years.

² Includes \$2,500 from "Engineer operations in the field."

³ Includes expenditures of \$3,488.87 under "Engineer operations in the field."

Estimates of appropriations required for the service of the fiscal year ending June 30, 1927—Continued

General object (title of appropriation), date of acts, references to Statutes at Large, or to Revised Statutes, and estimated amount required for each detailed object	Total amount to be appropriated under each head of appropriation			Amount appropriated for the fiscal year ending June 30, 1926
Engineer Equipment of Troops— For pontoon material, tools, instruments, supplies, and appliances required for use in the engineer equipment of troops, for military surveys, and for engineer operations in the field, including the purchase, maintenance, operation, and repair of the necessary motor cycles; the purchase and preparation of engineer manuals and for a reserve supply of above equipment (act Feb. 12, 1925, vol. 43, p. 911)				\$62, 305. 00
	Estimated expenditures, 1927 appropriation	Estimated expenditures, 1926 appropriation	Expended and obligated, 1925	
Departmental service:				
Salaries—				
Professional and scientific service—				
Grade 4, \$3,800 to \$5,000; average, \$4,400—	Average—	Average—	Average—	
Engineer (railroad equipment expert)	No. 1 Salary \$4, 000	No. 1 Salary \$4, 000	No. 1 Salary \$4, 000	
Grade 3, \$3,000 to \$3,600; average, \$3,300—				
Associate engineer (assistant engineer)			1 3, 300	
Associate engineer (electrical engineer)			1 3, 000	
Associate engineer (mechanical engineer)			1 3, 000	
Clerical, administrative, and fiscal service—				
Grade 7, \$2,400 to \$3,000; average, \$2,700—				
Junior administrative assistant (chief of division)	1 2, 500	1 2, 500	1 2, 500	
Grade 6, \$2,100 to \$2,700; average, \$2,400—				
Principal clerk (chief of division)			1 2, 500	
Principal clerk (clerk)			1 2, 300	
Grade 5, \$1,860 to \$2,400; average, \$2,111.42—				
Senior clerk (clerk)	1 2, 100	1 2, 100	1 2, 100	
Grade 4, \$1,680 to \$2,040; average, \$1,860—				
Clerk			1 1, 680	
Grade 3, \$1,500 to \$1,860; average, \$1,680—				
Clerk			1 1, 500	
Grade 2, \$1,320 to \$1,680; average, \$1,500—				
Junior clerks	1 1, 500	1 1, 500	1 1, 440	
Custodial service—				
Grade 5, \$1,320 to \$1,680; average, \$1,500—				
Junior mechanic (carpenter)			1 1, 440	
Grade 3, \$1,020 to \$1,260; average, \$1,140—				
Messenger			1 1, 080	
Grade 2, \$900 to \$1,140; average, \$1,020—				
Junior laborer			1 960	
Total average number of employees	4 11, 170. 00	4 11, 170. 00	6 13, 826. 99	
Total salaries, departmental service				
Field service:				
Salaries and wages—				
Salary range \$3,000 to \$3,600; average, \$3,300—				
Chief draftsman	1 3, 000	1 3, 000	1 2, 900	
Salary range \$2,400 to \$3,000; average, \$2,700—				
Draftsman	2 2, 500	2 2, 500	2 2, 500	
Salary range \$2,100 to \$2,700; average, \$2,400—				
Draftsman	1 2, 300	1 2, 300	1 2, 220	
Carpenter	1 2, 120	1 2, 120	1 2, 120	
Salary range \$1,860 to \$2,400; average, \$2,130—				
Blacksmith	1 2, 020	1 2, 020	1 2, 020	
Carpenter	1 1, 940	1 1, 940	1 1, 940	
Salary range \$1,500 to \$1,860; average, \$1,680—				
Painter	1 1, 820	1 1, 820	1 1, 820	
Salary range \$1,320 to \$1,680; average, \$1,500—				
Clerk-typist	1 1, 440	1 1, 440	1 1, 440	
Temporary labor—per diem			1 1, 260	
Total average number of employees	9	9	9 19, 468. 93	
Total salaries and wages, field service	19, 640. 00	19, 640. 00		
01 Total personal services	30, 810. 00	30, 810. 00	33, 295. 92	
Supplies and materials:				
0200 Stationary and office supplies	6, 625. 00	6, 625. 00	8, 879. 19	
0230 Fuel (coal, petroleum, and oils)	200. 00	200. 00	85. 75	
0280 Sundry supplies	11, 915. 00	11, 915. 00	10, 244. 99	
0290 Materials			7, 329. 65	
Total supplies and materials	18, 740. 00	18, 740. 00	26, 539. 58	
Furnishing of heat, light, power, water, and electricity (service):				
1000 Furnishing of heat	40. 00	40. 00		
1030 Furnishing of electricity	410. 00	410. 00	262. 07	
10 Total furnishing of heat, electricity, etc.	450. 00	450. 00	262. 07	
Repairs and alterations:				
1240 Bridges, viaducts, piers, and wharves			2, 220. 00	
1280 Machinery and equipment	760. 00	760. 00	827. 79	
12 Total repairs and alterations	760. 00	760. 00	2, 747. 79	
13 Special and miscellaneous current expenses			44. 23	
Equipment:				
3010 Furniture, furnishings, and fixtures			176. 29	
3020 Educational, scientific, and recreational equipment	3, 820. 00	3, 820. 00	985. 73	

Estimates of appropriations required for the service of the fiscal year ending June 30, 1927—Continued

General object (title of appropriation), date of acts, references to Statutes at Large, or to Revised Statutes, and estimated amount required for each detailed object				Total amount to be appropriated under each head of appropriation	Amount appropriated for the fiscal year ending June 30, 1926
Engineer Equipment of Troops—Continued.					
	Estimated expenditures, 1927 appropriation	Estimated expenditures, 1926 appropriation	Expended and obligated, 1925		
Equipment—Continued.					
3030 War equipment.....	\$400.00	\$400.00	\$5,125.09		
3050 Other equipment.....	7,325.00	7,325.00	15,610.42		
30 Total equipment.....	11,545.00	11,545.00	21,797.53		
3200 Structures for military defense.....			4,048.90		
Total.....	62,305.00	62,305.00	88,736.02		
By reimbursement.....			25,829.20		
Net total.....	62,305.00	62,305.00	62,906.82		
Civilian Assistants to Engineer Officers— For services of surveyors, survey parties, draftsmen, photographers, master laborers, clerks, and other employees to Engineer officers on the staffs of division, corps, and department commanders] (act Feb. 12, 1925, vol. 43, p. 911)					\$46,620.00
NOTE— This item has been combined with "Engineer operations in the field."					
Engineer Operations in the Field— For expenses incident to military engineer operations in the field, including the purchase of material and a reserve of material for such operations, the rental of storehouses within and outside of the District of Columbia, the operation, maintenance, and repair of horse-drawn and motor-propelled passenger-carrying vehicles, for services of surveyors, survey parties, draftsmen, photographers, master laborers, clerks, and other employees to Engineer officers on the staffs of division, corps area, and department commanders, and such expenses as are ordinarily provided for under appropriations for "Engineer depots," ["Civilian assistants to Engineer officers"] and "Military surveys and maps"; [\$75,735] \$74,000: Provided, That when to the interest of the Government, funds appropriated under this head may be used for the purchase of options on materials for use in engineer operations in the field: <i>Provided further</i> , That so much of this appropriation as is necessary to provide facilities for engineer training of troops may be expended for military construction work of a temporary character at camps and cantonments and at training areas, for training purposes only (act Feb. 12, 1925, vol. 43, p. 910).				\$74,000.00	75,735.00
	Estimated expenditures, 1927 appropriation	Estimated expenditures, 1926 appropriation	Expended and obligated, 1925		
Departmental service:					
Salaries—					
Professional and scientific service—	Average—	Average—	Average—		
Grade 3, \$3,000 to \$3,600; average, \$3,300—	No. 1 Salary \$3,100.00	No. 1 Salary \$3,100.00	No. 1 Salary \$3,042.85		
Associate engineer (mechanical engineer).....					
Clerical, administrative and fiscal service—					
Grade 7, \$2,400 to \$3,000; average, \$2,700—					
Junior administrative assistant (chief of division).....			2,500.00		
Grade 5, \$1,860 to \$2,400; average, \$2,111.42—					
Senior clerk (clerk).....			2,100.00		
Grade 2, \$1,320 to \$1,680; average, \$1,500—					
Junior clerk (clerk).....			1,440.00		
Custodial service—					
Grade 3, \$1,020 to \$1,260; average, \$1,140—					
Messenger.....			1,080.00		
Grade 2, \$800 to \$1,140; average, \$1,020—					
Junior laborer.....			960.00		
Total average number of employees.....	1	1	1		
Total salaries, departmental service.....	3,100.00	3,100.00	2,979.17		
Field service:					
Total average number of employees.....	28	35	34		
Total salaries and wages, field service (see consolidated statement).....	49,280.00	61,670.00	61,448.08		
01 Total personal services.....	52,380.00	64,770.00	64,427.25		
Supplies and materials:					
0200 Stationery and office supplies.....	4,960.00	5,545.00	6,376.51		
0201 Other stationery.....			61.10		
0220 Scientific and educational supplies.....	80.00	80.00	35.16		
0230 Fuel (petroleum and oils).....	900.00	1,500.00	4,255.39		
0270 Powder, projectiles, etc.....	500.00	250.00			
0280 Sundry supplies.....	3,195.00	2,645.00	6,057.99		
0290 Materials.....	9,765.00	7,625.00	5,935.70		
02 Total supplies and materials.....	19,400.00	17,645.00	22,721.85		

Estimates of appropriations required for the service of the fiscal year ending June 30, 1927—Continued

General object (title of appropriation), date of acts, references to Statutes at Large, or to Revised Statutes, and estimated amount required for each detailed object				Total amount to be appropriated under each head of appropriation	Amount appropriated for the fiscal year ending June 30, 1926
Engineer Operations in the Field—Continued.					
	Estimated expenditures, 1927 appropriation	Estimated expenditures, 1926 appropriation	Expended and obligated, 1925		
05 Communication service: Other communications.....	\$10. 00	\$10. 00	-----		
07 Transportation of things (service).....	30. 00	30. 00	\$16. 27		
10 Furnishing of electricity (service).....	240. 00	240. 00	226. 68		
12 Repairs and alterations.....	670. 00	670. 00	2, 825. 78		
13 Special and miscellaneous current expenses.....	35. 00	135. 00	1, 638. 53		
Equipment:					
3010 Furniture, furnishings, and fixtures.....		30. 00	33. 85		
3020 Educational equipment.....	1, 015. 00	1, 105. 00	1, 514. 66		
3030 War equipment.....			45. 80		
3050 Other equipment.....	160. 00	160. 00	1, 894. 28		
30 Total equipment.....	1, 175. 00	1, 295. 00	3, 488. 59		
Structures and parts, and nonstructural improvements to land (includes fixed equipment):					
3200 Structures for military defense.....			2. 25		
3210 Other structures.....	60. 00	60. 00	-----		
32 Total structures and parts, etc.....	60. 00	60. 00	2. 25		
Total.....	74, 000. 00	84, 855. 00	95, 347. 20		
Amount expended by trade school.....			3, 488. 87		
Net.....	74, 000. 00	84, 855. 00	91, 858. 33		
Military Surveys and Maps—					
For the execution of topographic and other surveys, the securing of such extra topographic data as may be required, and the preparation and printing of maps required for military purposes, and for research and development of surveying by means of aerial photography and in field reproduction methods, to be immediately available and remain available until December 31, [1926] 1927, [\$52,600] \$80,000: Provided, That the Secretary of War is authorized to secure the assistance, wherever practicable, of the United States Geological Survey, the Coast and Geodetic Survey, or other mapping agencies of the Government in this work and to allot funds therefor to them from this appropriation (act Feb. 12, 1925, vol. 43, p. 911).....				\$80, 000. 00	\$52, 600. 00
	Estimated expenditures, 1927 appropriation	Estimated expenditures, 1926 appropriation	Expended and obligated, 1925		
Departmental service:					
Salaries—					
Subprofessional service—	Average—	Average—	Average—		
Grade 7, \$2,100 to \$2,700; average, \$2,400—	No. Salary	No. Salary	No. Salary		
Principal engineering draftsman.....	1 \$2,400. 00	1 \$2,400. 00	1 \$2,400. 00		
Grade 5, \$1,680 to \$2,040; average, \$1,860—					
Engineer draftsman.....	1 \$1,740. 00	1 \$1,740. 00	1 1,740. 00		
Clerical, administrative, and fiscal service—					
Grade 5, \$1,860 to \$2,400; average, \$2,111.42—					
Senior office draftsman.....			1 2,300. 00		
Total average number of employees.....	1 750. 00	1 750. 00	1 709. 17		
Total salaries, departmental service.....					
Field service:					
Total salaries and wages, field service (see consolidated schedule).....	132, 869. 20	135, 489. 20	114, 953. 00		
Deduct expenditures for personal services in objects named below.....	4, 000. 00	2, 000. 00	-----		
Net salaries and wages, field service.....	128, 869. 20	133, 489. 20	114, 953. 00		
01 Total personal services.....	129, 619. 20	134, 239. 20	115, 662. 17		
Supplies and materials:					
0200 Stationery and office supplies.....	80. 00	80. 00	195. 05		
0203 Drafting and artist supplies.....	45. 00	685. 00	660. 17		
0204 Photographic supplies.....	95. 00	835. 00	650. 00		
0220 Scientific and educational supplies.....		2, 000. 00	-----		
0233 Fuel.....	500. 00	500. 00	200. 00		
0282 Lithographic materials.....	51, 000. 00		-----		
0284 Supplies for manufacturing purposes.....		7, 000. 00	10, 037. 71		
0290 Materials.....		3, 157. 70	2, 079. 00		
0299 Special and miscellaneous materials (map purchases, etc.).....	6, 820. 00	1, 920. 00	14, 374. 42		
02 Total supplies and materials.....	58, 540. 00	16, 177. 70	28, 196. 35		

Estimates of appropriations required for the service of the fiscal year ending June 30, 1927—Continued.

General object (title of appropriation), date of acts, references to Statutes at Large, or to Revised Statutes, and estimated amount required for each detailed object				Total amount to be appropriated under each head of appropriation	Amount appropriated for the fiscal year ending June 30, 1926
<i>Military Surveys and Maps—Continued.</i>					
	Estimated expenditures, 1927 appropriation	Estimated expenditures, 1926 appropriation	Expended and obligated, 1926		
07 Transportation, water transportation, launches.....	\$4,500.00	\$3,500.00	-----		
08 Lithography, reproduction of maps.....	9,000.00	3,750.00	\$515.95		
10 Furnishing of heat, light, and power.....	1,500.00	-----	-----		
11 Rents (camp sites).....	500.00	500.00	100.00		
Repairs and alterations:					
1200 Buildings.....	2,500.00	-----	1,387.16		
1290 Repair of instruments.....	500.00	500.00	150.00		
12 Total repairs and alterations.....	3,000.00	500.00	1,537.16		
Special and miscellaneous current expenses:					
1327 Contingencies.....	-----	2,000.00	-----		
1370 Special and miscellaneous services, surveys.....	-----	500.00	-----		
1380 Special and miscellaneous expenses (reimbursement of Geological Survey, Geographic Index).....	10,750.00	15,500.00	14,200.00		
13 Total special and miscellaneous current expenses.....	10,750.00	18,000.00	14,200.00		
Equipment:					
3020 Technical supplies, films, etc.....	2,500.00	2,000.00	300.00		
3050 Materials for triangulation.....	1,500.00	1,000.00	100.00		
3051 Light and power.....	-----	-----	679.42		
3052 Production equipment (lithographic, etc.).....	15,000.00	6,000.00	20,278.35		
30 Total equipment.....	19,000.00	9,000.00	21,357.77		
Total.....	236,409.20	185,666.90	181,569.40		
By reimbursement.....	156,409.20	98,566.90	104,997.23		
Expenditures from Military surveys and maps, Dec. 31, 1924.....	80,000.00	87,100.00	76,572.17		
Reserve.....	-----	500.00	595.00		
Total.....	80,000.00	87,600.00	75,977.17		

Consolidated statement of field employees under "Military surveys and maps," "Engineer operations in the field"

	Estimated expenditures, 1927 appropriation	Estimated expenditures, 1926 appropriation	Expended and obligated, 1925
Field service:			
Salaries and wages—			
Salary range, \$2,700 to \$3,300; average, \$3,000—			
Topographic engineer.....	1 \$3,000.00	1 \$3,000.00	1 \$3,000.00
Assistant engineer.....	1 3,000.00	1 3,000.00	1 3,000.00
Superintendent.....	1 3,000.00	1 3,000.00	1 3,000.00
Foreman.....	1 2,973.48	1 2,973.48	1 2,973.48
Junior engineer.....	1 2,700.00	1 2,700.00	1 2,700.00
Draftsman.....	1 2,700.00	1 2,700.00	1 2,600.00
Salary range \$2,400 to \$3,000; average, \$2,700—			
Steam engineer.....	1 2,600.00	1 2,600.00	1 2,600.00
Chief draftsman.....	1 2,400.00	1 2,400.00	1 2,400.00
Draftsmen.....	4 2,400.00	4 2,400.00	4 2,400.00
Junior engineers.....	2 2,400.00	2 2,400.00	2 2,400.00
Clerk.....	1 2,400.00	1 2,400.00	1 2,400.00
Accountant.....	1 2,400.00	1 2,400.00	1 2,300.00
Salary range, \$2,100 to \$2,700; average, \$2,400—			
Clerks.....	2 2,300.00	2 2,300.00	2 2,300.00
Draftsmen.....	12 2,125.00	13 2,138.00	11 2,109.00
Engraver.....	1 2,199.96	1 2,199.96	1 2,199.96
Lithographer.....	1 2,190.99	1 2,190.99	1 2,190.99
Topographic draftsmen.....	2 2,100.00	2 2,100.00	2 2,100.00
Pressmen.....	4 2,100.00	4 2,100.00	4 2,100.00
Map modelers.....	2 2,100.00	2 2,100.00	2 2,100.00
Photographer, wet plate.....	1 2,100.00	1 2,100.00	1 2,100.00
Topographical draftsman.....	1 2,000.00	1 2,000.00	1 2,000.00
Salary range, \$1,860 to \$2,400; average, \$2,100—			
Transferrers.....	3 1,967.56	3 1,967.56	4 1,825.53
Engraver.....	1 1,980.00	1 1,890.00	1 1,999.92
Clerk-draftsman.....	1 1,920.00	1 1,890.00	1 1,980.00
Topographic draftsman.....	1 1,920.00	1 1,890.00	1 1,270.00
Acting chief clerk.....	1 1,920.00	1 1,920.00	1 1,860.00
Clerks.....	3 1,913.00	3 1,913.00	3 1,820.00
Pressmen.....	2 1,815.39	2 1,815.39	3 1,850.26
Map mounter.....	1 1,920.00	1 1,920.00	1 1,920.00
Junior engineer.....	1 1,860.00	1 1,860.00	1 1,860.00
Photographer.....	1 1,860.00	1 1,860.00	1 1,860.00
Draftsmen.....	4 1,860.00	4 1,860.00	2 1,860.00
Salary range, \$1,680 to \$2,040; average, \$1,860—			
Draftsman.....	1 1,740.00	1 1,740.00	1 1,800.00
Topographic draftsman.....	1 1,740.00	1 1,740.00	1 1,740.00

Estimates of appropriations required for the service of the fiscal year ending June 30, 1927—Continued

General object (title of appropriation), date of acts, references to Statutes at Large, or to Revised Statutes, and estimated amount required for each detailed object				Total amount to be appropriated under each head of appropriation	Amount appropriated for the fiscal year ending June 30, 1926
<i>Consolidated statement of field employees under "Military surveys and maps," "Engineer operations in the field"—Continued</i>					
	Estimated expenditures, 1927 appropriation	Estimated expenditures, 1926 appropriation	Expended and obligated, 1925		
Field service—Continued.					
Salaries and wages—Continued.					
Salary range, \$1,500 to \$1,860; average, \$1,680—	<i>Average—</i>	<i>Average—</i>	<i>Average—</i>		
	<i>No. Salary</i>	<i>No. Salary</i>	<i>No. Salary</i>		
Photographer, wet plate.....	1 \$1,680.00	1 \$1,680.00	1 \$1,680.00		
Negative cutters.....	3 1,640.00	3 1,640.00	3 1,640.00		
Clerk.....	1 1,560.00	1 1,560.00	1 1,560.00		
Photographer, dry plate.....	1 1,560.00	1 1,560.00	1 1,560.00		
Salary range, \$1,320 to \$1,680; average, \$1,500—					
Map mounter.....	1 1,500.00	1 1,500.00	1 1,500.00		
Carpenter.....	1 1,440.00	1 1,440.00	1 1,440.00		
Handy man.....	1 1,440.00	1 1,440.00	1 1,440.00		
Draftsmen.....	2 1,320.00	2 1,320.00	2 1,572.00		
Negative cutter.....	1 1,320.00	1 1,320.00	1 1,320.00		
Salary range, \$1,140 to \$1,500; average, \$1,320—					
Press feeders.....	6 1,283.23	6 1,283.23	6 1,283.23		
Clerk.....	1 1,260.00	1 1,260.00	1 1,260.00		
Compositor.....	1 1,200.00	1 1,200.00	1 1,200.00		
Laborers.....	18 1,140.00	18 1,140.00	18 1,140.00		
Packmaster.....	1 1,240.00	1 1,240.00			
Salary range, \$1,020 to \$1,260; average, \$1,140—					
Draftsman.....	1 1,020.00	1 1,020.00	1 1,020.00		
Salary range, \$780 to \$1,020; average, \$900—					
Draftsman.....	5 828.00	5 828.00	4 854.00		
Clerk.....	1 840.00	1 840.00	1 840.00		
Salary range, \$600 to \$780; average, \$690—					
Lithographer.....	1 660.00	1 660.00	1 660.00		
Photographer.....	1 660.00	1 660.00	1 660.00		
Salary range, \$240 to \$420; average, \$330—					
Native guides and cargadores.....	16 240.00	25 240.00			
Temporary labor, per diem.....	1 900.00	1 900.00	1 920.00		
Total average number of employees.....	119 1/2	134	102		
Total salaries and wages, field service.....	182,149.20	197,159.20	176,401.08		
By reimbursement.....	96,066.90	96,066.90	87,212.43		
By allotment.....	86,082.30	101,092.30	89,188.65		
Engineer operations in the field.....	49,280.00	61,670.00	61,448.08		
Military surveys and maps.....	132,869.20	135,489.20	114,953.00		
01 Total, personal services.....	182,149.20	197,159.20	176,401.08		
The difference between 1927 and 1926 is due to decrease in force, \$15,010.					
Total, support of the Regular Army under Corps of Engineers.....				\$336,140.00	\$360,470.00
FORTIFICATIONS IN THE UNITED STATES					
Plans for Fortifications—					
For the preparation of plans for fortifications and other work of defense (act Feb. 12, 1925, vol. 43, p. 911).....				7,000.00	10,000.00
	Estimated expenditures, 1927 appropriation	Estimated expenditures, 1926 appropriation	Expended and obligated, 1925		
Departmental service:					
Salaries—					
Professional and scientific service—	<i>Average—</i>	<i>Average—</i>	<i>Average—</i>		
	<i>No. Salary</i>	<i>No. Salary</i>	<i>No. Salary</i>		
Grade 3, \$3,000 to \$3,600; average, \$3,300—					
Associate engineer.....	1 3,300.00	1 3,300.00	1 3,300.00		
Subprofessional service—					
Grade 6, \$1,860 to \$2,400; average, \$2,111.44—					
Senior engineering draftsman.....	1 2,160.00	1 2,160.00			
Grade 5, \$1,680 to \$2,040; average, \$1,860—					
Engineering draftsman.....	1 1,860.00				
Clerical, administrative, and fiscal service—					
Grade 3, \$1,500 to \$1,860; average, \$1,680—					
Assistant clerk.....			1 1,680.00		
Grade 1, \$1,140 to \$1,500; average, \$1,320—					
Underclerk.....			1 1,440.00		
Total average number of employees.....	2	1	1 1/2		
Total salaries, departmental service.....	3,720	1,860	2,800		
The difference between 1927 and 1926 is due to increase, \$1,860, deducted from appropriation "Searchlights and electrical installations at sea-coast fortifications."					

Estimates of appropriations required for the service of the fiscal year ending June 30, 1927—Continued

General object (title of appropriation), date of acts, references to Statutes at Large, or to Revised Statutes, and estimated amount required for each detailed object				Total amount to be appropriated under each head of appropriation	Amount appropriated for the fiscal year ending June 30, 1926
<i>Plans for Fortifications—Continued.</i>					
	Estimated expenditures, 1927 appropriation	Estimated expenditures, 1926 appropriation	Expended and obligated, 1925		
Field service:					
Salaries and wages—					
Included in consolidated schedules.....		\$4, 115. 00	\$3, 044. 22		
01 Total personal services.....	\$3, 720. 00	5, 975. 00	5, 844. 22		
02 Stationery and office supplies.....		110. 00	24. 79		
05 Communication service.....		660. 00	819. 45		
06 Travel expenses.....		20. 00			
07 Transportation of things.....					
Printing and binding, etc.:					
0810 Lithographing, engraving, etc.....	3, 280. 00	3, 215. 00	3, 225. 00		
0830 Photographing, etc.....		10. 00	5. 32		
08 Total, printing and binding, etc.....	3, 280. 00	3, 225. 00	3, 230. 32		
13 Special and miscellaneous current expenses.....			6. 93		
Total.....	7, 000. 00	10, 000. 00	9, 925. 71		
<i>Gun and Mortar Batteries—</i>					
For construction of gun and mortar batteries (<i>act Feb. 12, 1925, vol. 43, p. 911</i>).....				\$100. 00	\$25, 000. 00
	Estimated expenditures, 1927 appropriation	Estimated expenditures, 1926 appropriation	Expended and obligated, 1925		
Field service:					
Salaries and wages—					
Included in consolidated schedules.....		\$9, 450. 00	\$363. 65		
Deduct expenditures for personal services included in objects named below.....		7, 000. 00	166. 43		
01 Net salaries and wages, field service.....		2, 450. 00	197. 22		
Supplies and materials:					
0200 Stationery and office supplies.....		60. 00			
0230 Fuel.....		48. 00			
0250 Sundry supplies.....		20. 00			
0290 Materials.....	\$100. 00	20. 00			
02 Total supplies and materials.....	100. 00	148. 00			
05 Telephone service.....			1. 00		
06 Travel expenses.....		120. 00			
07 Transportation of things (service).....		232. 00			
Repairs and alterations:					
1260 Nonstructural improvements.....		200. 00			
1280 Machinery and equipment.....		450. 00			
12 Total repairs and alterations.....		650. 00			
32 Emplacements for seacoast armaments.....		21, 400. 00	172. 59		
Total.....	100. 00	25, 000. 00	370. 81		
<i>Searchlights and Electrical Installations at Seacoast Fortifications—</i>					
For the installation and replacement of electric light and power plants at seacoast fortifications in the United States, and the purchase and installation of searchlights for seacoast defenses in the United States (<i>act Feb. 12, 1925, vol. 43, p. 911</i>).....				69, 100. 00	33, 100. 00

Estimates of appropriations required for the service of the fiscal year ending June 30, 1927—Continued

General object (title of appropriation), date of acts, references to Statutes at Large, or to Revised Statutes, and estimated amount required for each detailed object

Total amount to be appropriated under each head of appropriation

Amount appropriated for the fiscal year ending June 30, 1926

Searchlights and Electrical Installations at Seacoast Fortifications—Continued.

	Estimated expenditures, 1927 appropriation	Estimated expenditures, 1926 appropriation	Expended and obligated, 1925
Departmental service:			
Salaries—			
Professional and scientific service—			
Grade 4, \$3,800 to \$5,000; average, \$4,400—	<i>Average—</i>	<i>Average—</i>	<i>Average—</i>
Engineer.....	<i>No. Salary</i>	<i>No. Salary</i>	<i>No. Salary</i>
Grade 3, \$3,000 to \$3,600; average, \$3,300—			☆ \$3,800
Associate engineer.....			☆ 3,150
Associate engineer (electrical engineer).....			☆ 3,000
Subprofessional service—			
Grade 5, \$1,680 to \$2,040; average, \$1,860—			
Engineering draftsman.....		1 \$1,860	☆ 1,860
Total average number of employees.....		1	☆
Total salaries, departmental service.....		1,860.00	☆ 1,819.17
The difference between 1927 and 1926 is due to decrease added to appropriation "Plans for fortifications."			
Field service:			
Salaries and wages—			
Included in consolidated schedules.....	\$15,840.00	15,840.00	15,971.67
01 Total personal services.....	15,840.00	17,700.00	17,790.84
Supplies and materials:			
0200 Stationery and office supplies.....			5.85
0230 Fuel.....	600.00	600.00	660.00
0280 Sundry supplies.....	600.00	600.00	600.00
02 Total supplies and materials.....	1,200.00	1,200.00	1,265.85
06 Travel expenses.....			59.00
08 Photographing and making photographs and prints.....			5.80
10 Furnishing of power.....	300.00	300.00	300.00
Equipment:			
3022 Scientific equipment.....	300.00	300.00	300.00
3039 Sundry war equipment.....	51,460.00	13,900.00	11,868.51
30 Total equipment.....	51,760.00	13,900.00	12,168.51
Total.....	69,100.00	33,100.00	31,590.00

Preservation and Repair of Fortifications—

For protection, preservation, and repair of fortifications for which there may be no special appropriation available, and of structures for the submarine mine defense of the United States and for maintaining channels for access to submarine mine wharves (*act Feb. 12, 1925, vol. 43, p. 912*)

\$200,000.00

\$273,744.00

	Estimated expenditures, 1927 appropriation	Estimated expenditures, 1926 appropriation	Expended and obligated, 1925
Departmental service:			
Salaries—			
Professional and scientific service—			
Grade 4, \$3,800 to \$5,000; average, \$4,400—	<i>Average—</i>	<i>Average—</i>	<i>Average—</i>
Engineer.....	<i>No. Salary</i>	<i>No. Salary</i>	<i>No. Salary</i>
Grade 3, \$3,000 to \$3,600; average, \$3,300—	1 \$3,800	1 \$3,800	1☆ \$3,079
Associate engineer.....			☆ 3,000
Associate engineer (electrical engineer).....	1 3,000	1 3,000	1☆ 2,400
Grade 2, \$2,400 to \$3,000; average, \$2,700—	1 2,500	1 2,500	1☆ 2,400
Assistant engineer.....			
Subprofessional service—			
Grade 7, \$2,100 to \$2,700; average, \$2,400—			
Principal engineering draftsman.....	1 2,400	1 2,400	☆ 2,400
Grade 5, \$1,680 to \$2,040; average, \$1,860—			
Engineering draftsman.....	☆ 1,740	☆ 1,740	1☆ 1,800
Grade 3, \$1,320 to \$1,680; average, \$1,500—			
Junior engineering draftsman.....	1 1,680	1 1,680	☆ 1,680
Clerical, administrative, and fiscal service—			
Grade 6, \$2,100 to \$2,700; average, \$2,400—			
Principal clerk (section chief).....		1 2,100	☆ 2,400
Grade 5, \$1,860 to \$2,400; average, \$2,111.42—			
Senior office draftsman.....			☆ 2,300
Senior clerk.....			☆ 2,100
Grade 4, \$1,680 to \$2,040; average, \$1,860—			
Office draftsman.....			☆ 1,860
Clerk.....			☆ 1,860
Clerk-stenographer.....	1 1,740	1 1,740	
Grade 3, \$1,500 to \$1,900; average, \$1,680—			
Assistant clerk.....			☆ 1,560
Grade 2, \$1,320 to \$1,680; average, \$1,500—			
Junior clerk.....			☆ 1,440
Grade 1, \$1,140 to \$1,500; average, \$1,320—			
Underclerk.....	1 1,440	1 1,440	☆ 1,440

Estimates of appropriations required for the service of the fiscal year ending June 30, 1927—Continued

General object (title of appropriation), date of acts, references to Statutes at Large, or to Revised Statutes, and estimated amount required for each detailed object				Total amount to be appropriated under each head of appropriation	Amount appropriated for the fiscal year ending June 30, 1926
Preservation and Repair of Fortifications—Continued.					
	Estimated expenditures, 1927 appropriation	Estimated expenditures, 1926 appropriation	Expended and obligated, 1925		
Departmental service—Continued.					
Salaries—Continued.					
Custodial service—					
Grade 5, \$1,320 to \$1,680; average, \$1,500—	Average— No. Salary	Average— No. Salary	Average— No. Salary		
Junior mechanic.....			☆ \$1,440		
Grade 4, \$1,140 to \$1,500; average, \$1,320—					
Undermechanic.....			☆ 1,260		
Grade 3, \$1,020 to \$1,260; average, \$1,140—					
Messenger.....	1 \$1,080	1 \$1,080	†† 1,063		
Total average number of employees.....	8½	9½	10½		
Total salaries, departmental service.....	18,620.00	20,720.00	20,737.98		
Difference between 1927 and 1926 is due to decrease in force, \$2,100.					
Field service:					
Salaries and wages—					
Included in consolidated schedules.....	131,296.00	169,561.34	193,492.10		
Deduct expenditures for personal services included in objects named below.....	89,401.34	127,715.34	150,454.42		
Net salaries and wages, field service.....	41,894.66	41,846.00	43,037.68		
01 Total personal services.....	60,514.66	62,568.00	63,775.66		
Supplies and materials:					
0200 Stationery and office supplies.....	150.00	250.00	207.86		
0230 Fuel.....	700.00	1,000.00	882.59		
0280 Sundry supplies.....	900.00	1,300.00	1,026.00		
0290 Materials.....	1,000.00	1,500.00	1,210.27		
02 Total supplies and materials.....	2,750.00	4,050.00	3,336.72		
03 Subsistence.....	40.00	40.00	112.40		
Communication service:					
0500 Telegraph service.....	5.00	5.00	5.52		
0510 Telephone service.....	100.00	100.00	100.76		
05 Total communication service.....	105.00	105.00	106.28		
Travel expenses:					
0600 Commercial transportation.....	300.00	400.00	501.59		
0601 Steam or electric railway fares.....	60.00	60.00	65.58		
0610 Local transportation.....	350.00	500.00	499.66		
0630 Per diem.....	200.00	300.00	442.70		
0640 Furnishings of food and lodging.....	130.00	130.00	147.84		
06 Total travel expenses.....	1,040.00	1,390.00	1,657.37		
07 Transportation of things.....	150.00	200.00	200.70		
08 Photographing and making photographs.....	300.00	360.00	359.02		
Repairs and alterations:					
1200 Buildings.....	5,000.00	7,500.00	7,473.95		
1210 Excavations, embankments, etc.....	50.00	50.00	40.00		
1240 Wharves.....			490.00		
1270 Structures for military defense.....	100,110.34	140,563.00	127,073.73		
1280 Machinery and equipment.....	500.00	850.00	875.74		
1290 Special and miscellaneous.....	10,000.00	17,000.00	16,349.41		
12 Total repairs and alterations.....	115,660.34	165,963.00	152,377.83		
Equipment:					
3010 Furniture, furnishings, and fixtures.....	50.00	50.00	28.00		
3020 Scientific equipment.....	20.00	20.00	11.92		
3050 Other equipment.....	1,000.00	1,500.00	1,032.30		
30 Total equipment.....	1,070.00	1,570.00	1,072.22		
Structures and parts:					
3200 Structures for military defense.....	14,000.00	20,000.00	28,263.31		
3222 Sodding and top soiling.....	2,870.00	5,000.00	4,850.40		
3226 Special and miscellaneous.....	1,500.00	2,500.00	6,301.49		
32 Total structures and parts.....	18,370.00	27,500.00	39,415.20		
Reserve.....		10,000.00			
Total.....	200,000.00	273,744.00	262,313.40		
Supplies for Seacoast Defenses—					
For maintenance and repair of searchlights and electric light and power equipment for seacoast fortifications, and for tools, electrical and other supplies and appliances to be used in their operation, including the purchase of reserve lights (<i>act Feb. 12, 1925, vol. 43, p. 912</i>).....				\$60,000.00	\$68,655.00

Estimates of appropriations required for the service of the fiscal year ending June 30, 1927—Continued

General object (title of appropriation), date of acts, references to Statutes at Large, or to Revised Statutes, and estimated amount required for each detailed object

Total amount to be appropriated under each head of appropriation

Amount appropriated for the fiscal year ending June 30, 1926

Supplies for Seacoast Defenses—Continued.

	Estimated expenditures, 1927 appropriation	Estimated expenditures, 1926 appropriation	Expended and obligated, 1925
Departmental service:			
Salaries—			
Professional and scientific service—			
Grade 3, \$3,000 to \$3,600; average, \$3,300—			
Associate engineers	Average— No. Salary	Average— No. Salary	Average— No. Salary
Grade 2, \$2,400 to \$3,000; average, \$2,700—	2 \$3,150	2 \$3,150	2 \$3,000
Assistant engineer			2 2,400
Subprofessional service—			
Grade 7, \$2,100 to \$2,700; average, \$2,400—			
Principal engineering draftsman			2 2,400
Grade 5, \$1,680 to \$2,040; average, \$1,860—			
Engineering draftsman			2 1,800
Grade 3, \$1,320 to \$1,680; average, \$1,500—			
Junior engineering draftsman			2 1,680
Clerical, administrative, and fiscal service—			
Grade 6, \$2,100 to \$2,700; average, \$2,400—			
Principal clerk			2 2,100
Grade 5, \$1,860 to \$2,400; average, \$2,111.42—			
Senior office draftsman			2 2,400
Senior clerk			2 1,860
Grade 4, \$1,680 to \$2,040; average, \$1,860—			
Office draftsman			2 1,860
Clerk	1 \$1,740	1 1,740	2 1,740
Grade 3, \$1,500 to \$1,860; average, \$1,680—			
Assistant clerks	1 1,620	2 1,620	1 1,557
Grade 2, \$1,320 to \$1,680; average, \$1,500—			
Junior clerk	2 1,440	2 1,440	2 1,440
Grade 1, \$1,140 to \$1,500; average, \$1,320—			
Underclerk			2 1,440
Custodial service—			
Grade 5, \$1,320 to \$1,680; average, \$1,500—			
Junior mechanic			2 1,440
Grade 4, \$1,140 to \$1,500; average, \$1,320—			
Undermechanic			2 1,260
Grade 3, \$1,020 to \$1,260; average, \$1,140—			
Messenger			2 1,180
Total average number of employees	24 1/2	54 1/2	74 1/2
Total salaries, departmental service	4,680.00	12,600.00	12,990.83
The difference between 1927 and 1926 is due to decrease in force, \$7,920.			
Field service:			
Salaries and wages—			
Included in consolidated schedules	15,565.66	13,801.66	19,232.40
Deduct expenditures for personal services included in objects named below	5,680.00	3,514.00	10,026.54
Net salaries and wages, field service	9,885.66	10,287.66	9,205.86
01 Total personal services	14,565.66	22,887.66	22,196.69
Supplies and materials:			
0200 Stationery and office supplies	69.00	69.00	58.80
0230 Fuel	37.00	37.00	13.31
0280 Sundry supplies	4,410.00	4,399.00	3,298.16
0290 Materials	29,806.00	28,746.00	15,576.24
02 Total supplies and materials	34,322.00	33,251.00	18,746.51
05 Communication service (telephone)	30.00	30.00	27.25
06 Travel expenses	105.00	9.00	375.04
07 Transportation of things	11.00	11.00	12.22
Repairs and alterations:			
1270 Structures for military defense	7,058.00	5,558.00	13,122.86
1280 Machinery and equipment	3,495.00	3,495.00	4,616.52
1290 Special and miscellaneous repairs and alterations	50.00	50.00	412.38
12 Total repairs and alterations	10,603.00	9,103.00	18,151.76
30 Sundry war equipment	363.34	363.34	187.75
Reserve		3,000.00	
Total	60,000.00	68,655.00	58,697.22

Estimates of appropriations required for the service of the fiscal year ending June 30, 1927—Continued

General object (title of appropriation), date of acts, references to Statutes at Large, or to Revised Statutes, and estimated amount required for each detailed object	Total amount to be appropriated under each head of appropriation		Amount appropriated for the fiscal year ending June 30, 1926
Consolidated schedule of field employees paid from appropriations, "Plans for fortifications, United States," "Gun and mortar batteries, United States," "Searchlights and electrical installations, United States," "Preservation and repair of fortifications, United States," and "Supplies for seacoast defenses, United States"			
	Estimated expenditures, 1927 appropriation	Estimated expenditures, 1926 appropriation	Expended and obligated, 1925
Field service:			
Salaries and wages—	Average—	Average—	Average—
Salary range, \$3,800 to \$5,000; average, \$4,400—	No. Salary	No. Salary	No. Salary
Assistant engineer.....	1 \$3,800.00	1 \$3,800.00	
Salary range, \$3,300 to \$3,900; average, \$3,600—			1 \$3,600.00
Assistant engineer.....			
Salary range, \$3,000 to \$3,600; average, \$3,300—			
Assistant engineer.....	1 3,600.00		
Assistant engineer.....	1 3,300.00	1 3,300.00	1 3,300.00
Assistant engineer.....			1 3,100.00
Assistant engineers.....	2 3,000.00	2 3,000.00	1 3,000.00
Assistant engineers.....	2 3,050.00	2 3,050.00	
Junior engineers.....	1 3,000.00	1 3,000.00	
Chief clerk.....	1 3,000.00		
Salary range, \$2,700 to \$3,300; average, \$3,000—			
Assistant engineers.....	1 3,000.00	1 3,000.00	
Assistant engineers.....			2 2,800.00
Assistant engineer.....			1 2,700.00
Electrical engineers.....	2 2,850.00	2 2,850.00	2 2,800.00
Junior engineers.....	1 2,700.00	1 2,700.00	1 2,700.00
Chief clerk.....		1 2,700.00	1 2,700.00
Salary range, \$2,400 to \$3,000; average, \$2,700—			
Assistant engineer.....	1 2,800.00	1 2,800.00	1 3,000.00
Assistant engineer.....	1 3,000.00		1 2,800.00
Junior engineer.....			1 2,700.00
Junior engineer.....		1 2,400.00	
Salary range, \$2,100 to \$2,700; average, \$2,400—			
Clerk.....	1 2,200.00	1 2,133.33	1 2,133.33
Junior engineer.....			1 2,400.00
Junior engineer.....			1 2,100.00
Carpenter.....	1 2,347.50	1 2,347.50	1 2,347.50
Engineman.....	1 2,347.50	1 2,347.50	1 2,288.03
Expert electrician.....	1 2,420.00	1 2,420.00	1 2,420.00
Overseer.....			1 2,340.00
Clerk.....	1 2,200.00	1 2,200.00	1 2,150.00
Electrician.....	1 2,128.00	1 2,128.00	1 2,128.00
Superintendent.....	1 2,400.00	1 2,400.00	1 2,400.00
Draftsman.....	1 2,100.00	1 2,100.00	
Salary range, \$1,860 to \$2,400; average, \$2,100—			
Superintendent.....			1 2,200.00
Clerks.....	2 2,100.00	2 2,100.00	2 2,100.00
Clerks.....			2 2,010.00
Draftsman.....	1 1,920.00	1 1,920.00	1 1,860.00
Machinist.....	1 2,000.00	1 2,000.00	1 2,000.00
Inspector.....	1 2,040.00	1 2,040.00	1 2,040.00
Master.....			1 2,160.00
Engineman.....			1 2,076.76
Painter.....	1 2,191.00	1 2,191.00	1 2,272.00
Electrician.....	1 2,034.50	1 2,034.50	1 1,993.81
Electricians.....	3 2,000.00	3 2,000.00	2 2,000.00
Carpenter.....	1 2,191.00	1 2,191.00	1 2,272.00
Blacksmith.....	1 1,870.00	1 1,870.00	1 1,870.00
Foreman.....	1 2,340.00	1 2,340.00	1 2,340.00
Foremen.....	1 2,040.00	1 2,040.00	2 2,040.00
Carpenters.....	2 2,000.00	2 2,000.00	2 1,970.00
Handy man.....		1 1,878.00	
Salary range, \$1,680 to \$2,040; average, \$1,860—			
Clerk.....			1 1,860.00
Clerk.....			1 1,800.00
Painter's helper.....	1 1,821.66	1 1,821.66	1 1,782.53
Drill man.....	1 1,806.00	1 1,806.00	1 1,806.00
Enginemen.....	1 1,800.00	1 1,800.00	1 1,800.00
Engineman.....	1 1,740.00	1 1,740.00	1 1,740.00
Engineman.....	1 1,721.50	1 1,721.50	1 1,721.50
Electricians.....	3 1,800.00	3 1,800.00	
Electricians.....			3 1,785.00
Handy man.....			1 1,743.50
Handy man.....	1 1,680.00	1 1,680.00	1 1,680.00
Foremen.....	2 1,860.00	1 1,860.00	1 1,860.00
Foremen.....	2 1,740.00	2 1,740.00	3 1,740.00
Foreman.....	1 1,680.00	1 1,680.00	
Machinist.....	1 1,888.00	1 1,888.00	1 1,867.00
Draftsman.....	1 1,680.00	1 1,680.00	
Draftsman.....		1 1,690.00	
Inspector.....	1 1,740.00	1 1,740.00	1 1,740.00
Painter.....	1 1,680.00	1 1,680.00	1 1,680.00
Rigger.....	1 1,721.50	1 1,721.50	1 1,685.50
Overseer.....	1 2,040.00	1 1,800.00	1 1,800.00
Expert mechanics.....	2 1,920.00	2 1,920.00	1 1,920.00
Foreman.....	1 1,860.00	1 1,860.00	1 1,860.00
Draftsman.....	1 1,740.00	1 1,740.00	1 1,740.00
Salary range, \$1,500 to \$1,860; average, \$1,680—			
Engineman.....	1 1,599.96	1 1,599.96	1 1,599.96
Engineman.....	1 1,620.00	1 1,620.00	1 1,620.00
Engineman.....	1 1,680.00	1 1,680.00	1 1,680.00
Clerk.....	1 1,740.00	1 1,740.00	1 1,740.00
Surveyor.....			1 1,860.00
Carpenter.....	1 1,680.00	1 1,680.00	1 1,575.00
Draftsman.....			1 1,680.00

Estimates of appropriations required for the service of the fiscal year ending June 30, 1927—Continued

General object (title of appropriation), date of acts, references to Statutes at Large, or to Revised Statutes, and estimated amount required for each detailed object				Total amount to be appropriated under each head of appropriation	Amount appropriated for the fiscal year ending June 30, 1926
<i>Consolidated schedule of field employees paid from appropriations, etc.—Continued.</i>					
	Estimated expenditures, 1927 appropriation	Estimated expenditures, 1926 appropriation	Expended and obligated, 1925		
Field service—Continued.					
Salaries and wages—Continued.					
Salary range, \$1,500 to \$1,880; average, \$1,680—Con.					
Foremen	No. 2 \$1,716.00	Average—No. 2 \$1,716.00	Average—No. 1 1/2 \$1,716.00		
Foreman	1 1,500.00	1 1,500.00	1 1,500.00		
Laborers	1 1,593.00	1 1,593.00	2 1,605.00		
Laborer	1 1,500.00	1 1,500.00	1 1,500.00		
Electrician	1 1,580.00	1 1,580.00	1 1,580.00		
Checker	1 1,620.00	1 1,560.00	1 1,460.00		
Engineman	1 1,520.00	1 1,580.00	1 1,580.00		
Salary range, \$1,320 to \$1,680; average, \$1,500—					
Clerk			1 1,320.00		
Clerk			1 1,440.00		
Clerk			1 1,500.00		
Foremen	1 1,440.00	1 1,440.00	1 1,440.00		
Messenger	1 1,440.00	1 1,380.00	1 1,320.00		
Laborers	1 1,565.00	1 1,565.00	1 1,565.00		
Laborers	1 1,408.50	1 1,408.50	1 1,376.41		
Laborers	3 1,404.00	3 1,404.00	2 1,404.00		
Handy man			1 1,565.00		
Carpenter	1 1,470.00	1 1,470.00	1 1,430.00		
Carpenter	1 1,440.00	1 1,440.00	1 1,440.00		
Draftsman	1 1,380.00	1 1,380.00	1 1,380.00		
Skilled laborers	3 1,393.33	3 1,393.33	3 1,393.33		
Salary range, \$1,140 to \$1,500; average, \$1,320—					
Clerk	1 1,380.00	1 1,380.00	1 1,326.00		
Handy man	1 1,252.00	1 1,252.00	1 1,383.27		
Laborers	2 1,252.00	7 1,252.00	1 1,252.00		
Watchman	1 1,200.00	1 1,200.00	1 1,200.00		
Salary range, \$1,020 to \$1,260; average, \$1,140—					
Laborer	1 1,020.00	1 1,020.00	1 1,020.00		
Laborer	1 1,100.00	1 1,100.00			
Handy man	1 1,080.00		1 1,080.00		
Carpenter	1 1,140.00	1 1,140.00			
Salary range, \$900 to \$1,140; average, \$1,020—					
Watchmen	1 1,020.00	1 1,020.00	1 1,020.00		
Cook			1 1,080.00		
Deckhand			1 900.00		
Laborers	10 994.00				
Laborers	4 950.00	4 950.00	13 1,100.00		
Handy men	1 960.00	1 960.00	2 960.00		
Salary range, \$780 to \$1,020; average, \$900—					
Caretaker			1 900.00		
Waiter			1 840.00		
Deckhand			1 840.00		
Salary range, \$600 to \$780; average, \$690—					
Laborers	5 625.00	5 625.00	6 690.00		
Salary range, \$420 to \$600; average, \$510—					
Caretakers	2 120.00	2 120.00	2 120.00		
Temporary employees	20 707.53	50 636.43	67 853.74		
Total average number of employees	129 1/2	155 1/2	185 1/2		
01 Total salaries and wages, field service	203,015.66	212,768.00	248,542.02		
Allocation of salaries and wages to appropriations, field service:					
Plans for fortifications		4,115.00	3,044.22		
Gun and mortar batteries		9,450.00	363.65		
Searchlights and electrical installations	15,840.00	15,840.00	15,971.67		
Preservation and repair of fortifications	131,296.00	169,561.34	193,492.10		
Supplies for seacoast defenses	15,565.66	13,801.66	19,232.40		
Other appropriations			16,437.98		
01 Total salaries and wages, field service	162,701.66	212,768.00	248,542.02		
The difference between 1927 and 1926 is due to decrease in force, \$50,066.34.					
Appropriation, 1926, not asked for 1927 (sea walls and embankments)					\$525.00
Total, fortifications in United States under Corps of Engineers				\$336,200.00	411,024.00
FORTIFICATIONS, INSULAR POSSESSIONS					
<i>Plans for Fortifications, Insular Possessions—</i>					
For preparation of plans for fortifications and other works of defense in the insular possessions (act Feb. 12, 1925, vol. 43, p. 912)				2,000.00	2,000.00
	Estimated expenditures, 1927 appropriation	Estimated expenditures, 1926 appropriation	Expended and obligated, 1925		
Field service:					
01 Salaries and wages included in consolidated schedules	\$1,950.00	\$1,950.00	\$4,156.25		
02 Stationery and office supplies	50.00	50.00	23.75		
Total	2,000.00	2,000.00	4,180.00		

Estimates of appropriations required for the service of the fiscal year ending June 30, 1927—Continued

General object (title of appropriation), date of acts, references to Statutes at Large, or to Revised Statutes, and estimated amount required for each detailed object				Total amount to be appropriated under each head of appropriation	Amount appropriated for the fiscal year ending June 30, 1926
<i>Searchlights and Electrical Installations, Territory of Hawaii—</i> For the installation and replacement of electric light and power plants and the purchase and installation of searchlights at the seacoast fortifications of the Hawaiian Islands (<i>act Feb. 12, 1925, vol. 43, p. 912</i>)				\$100. 00	\$24, 000. 00
	Estimated expenditures, 1927 appropriation	Estimated expenditures, 1926 appropriation	Expended and obligated, 1925		
Field service:					
01 Salaries and wages included in consolidated schedules			\$1, 012. 59		
07 Transportation of things (service)			30. 00		
02 Supplies and materials	\$100. 00				
30 Sundry war equipment		\$24, 000. 00	10, 000. 00		
32 Searchlights structures			1, 110. 00		
Total	100. 00	24, 000. 00	11, 140. 00		
<i>Preservation and Repair of Fortifications, Insular Possessions—</i> For protection, preservation, repair of fortifications, including structures for submarine mine defense, for which there may be no special appropriation available, and for maintaining channels for access to submarine mine wharves, in the Insular Possessions (<i>act Feb. 12, 1925, vol. 43, p. 912</i>)				50, 000. 00	73, 595. 00
	Estimated expenditures, 1927 appropriation	Estimated expenditures, 1926 appropriation	Expended and obligated, 1925		
Field service:					
Salaries and wages—					
Included in consolidated schedules	\$29, 072. 25	\$45, 814. 00	\$33, 906. 01		
Deduct expenditures for personal services included in objects named below	22, 222. 25	34, 944. 00	26, 911. 31		
01 Net salaries and wages, field service	6, 850. 00	10, 870. 00	6, 994. 70		
Supplies and materials:					
0200 Stationery and office supplies	100. 00	100. 00	56. 87		
0280 Sundry supplies	1, 000. 00	1, 100. 00	394. 09		
0290 Materials	3, 500. 00	3, 900. 00	4, 321. 20		
02 Total supplies and materials	4, 600. 00	5, 100. 00	4, 772. 16		
05 Communication service	62. 00	62. 00	21. 85		
Travel expenses:					
0630 Per diem in lieu of subsistence	50. 00	50. 00	66. 98		
0640 Furnishing of food and lodging	450. 00	450. 00	331. 80		
06 Total travel expenses	500. 00	500. 00	398. 78		
10 Furnishing of water and electricity	300. 00	300. 00	291. 08		
Repairs and alterations:					
1200 Buildings	800. 00	1, 000. 00	443. 22		
1240 Bridges, viaducts, piers and wharves	4, 000. 00	5, 000. 00	3, 663. 83		
1270 Structures for military defense	32, 278. 00	50, 153. 00	36, 509. 31		
1290 Machinery and equipment	300. 00	300. 00	64. 68		
12 Total repairs and alterations	37, 378. 00	56, 453. 00	40, 681. 04		
13 Special and miscellaneous current expenses	10. 00	10. 00	7. 50		
Equipment:					
3010 Furniture, furnishings, and fixtures	100. 00	100. 00	61. 60		
3050 Other equipment	200. 00	200. 00	118. 60		
30 Total equipment	300. 00	300. 00	180. 20		
Total	50, 000. 00	73, 595. 00	53, 347. 31		
<i>Supplies for Seacoast Defenses, Insular Possessions—</i> For maintenance and repair of searchlights and electric light and power equipment for seacoast fortifications and for tools, electrical and other supplies and appliances to be used in their operation, in the insular possessions (<i>act Feb. 12, 1925, vol. 43, p. 912</i>)				34, 000. 00	34, 000. 00

Estimates of appropriations required for the service of the fiscal year ending June 30, 1927—Continued

General object (title of appropriation), date of acts, references to Statutes at Large, or to Revised Statutes, and estimated amount required for each detailed object				Total amount to be appropriated under each head of appropriation	Amount appropriated for the fiscal year ending June 30, 1926
<i>Supplies for Seacoast Defenses, Insular Possessions—Continued.</i>					
	Estimated expenditures, 1927 appropriation	Estimated expenditures, 1926 appropriation	Expended and obligated, 1925		
Field service:					
Salaries and wages—					
Included in consolidated schedules.....	\$12,000.00	\$12,000.00	\$12,438.73		
Deduct expenditures for personal services included in objects named below.....	6,250.00	6,250.00	6,758.40		
Net salaries and wages, field service.....	5,750.00	5,750.00	5,680.33		
C1 Total personal services.....	5,750.00	5,750.00	5,680.33		
Supplies and materials:					
0200 Stationery and office supplies.....	100.00	100.00	67.40		
0280 Sundry supplies.....	17,000.00	14,675.00	18,126.94		
0290 Materials, etc.....	800.00	800.00	803.19		
02 Total supplies and materials.....	17,900.00	15,575.00	18,997.53		
05 Communication service.....	85.00	85.00	57.05		
Travel expenses:					
0630 Per diem in lieu of subsistence.....	60.00	60.00	64.25		
0640 Furnishing of food and lodging.....	90.00	90.00	66.55		
06 Total travel expenses.....	150.00	150.00	120.80		
07 Transportation of things (freight, etc.).....	10.00	10.00	5.93		
10 Furnishing of water.....	5.00	5.00	5.50		
Repairs and alterations:					
1200 Buildings.....	1,500.00	1,600.00	1,233.73		
1280 Machinery and equipment.....	8,445.00	10,670.00	9,518.33		
12 Total repairs and alterations.....	9,945.00	12,270.00	10,752.06		
13 Special and miscellaneous current expenses.....	5.00	5.00	7.50		
Equipment:					
3010 Furniture, furnishings, and fixtures.....	60.00	60.00	57.27		
3050 Other equipment.....	90.00	90.00	83.15		
30 Total equipment.....	150.00	150.00	140.42		
Total.....	34,000.00	34,000.00	35,767.12		
<i>Seacoast Batteries, Territory of Hawaii—</i>					
For construction of seacoast batteries in the Hawaiian Islands (<i>act Mar. 2, 1923, vol. 42, p. 1402; submitted</i>).....				\$15,000.00	
	Estimated expenditures, 1927 appropriation				
Field service:					
Salaries and wages—					
Included in consolidated schedules.....	\$1,200				
Deduct expenditures for personal services included in objects named below.....					
Net salaries and wages, field service.....	1,200				
01 Total personal services.....	1,200				
06 Travel expenses.....	300				
07 Transportation of things (service).....	500				
10 Furnishing of water.....	100				
Structures and parts:					
3201 Emplacements for seacoast armaments.....	11,000				
3209 Special and miscellaneous military structures.....	1,900				
32 Total structures and parts.....	12,900				
Total.....	15,000				

Estimates of appropriations required for the service of the fiscal year ending June 30, 1927—Continued

General object (title of appropriation), date of acts, references to Statutes at Large, or to Revised Statutes, and estimated amount required for each detailed object				Total amount to be appropriated under each head of appropriation	Amount appropriated for the fiscal year ending June 30, 1926
<i>Consolidated schedule of field employees, Territory of Hawaii, paid from appropriations: "Plans for fortifications, insular possessions," "Preservation and repair of fortifications, insular possessions," "Supplies for seacoast defenses, insular possessions," and "Search lights and electrical installations, Territory of Hawaii"</i>					
	Estimated expenditures, 1927 appropriation	Estimated expenditures, 1926 appropriation	Expended and obligated, 1925		
Field service:					
Salaries and wages—					
Salary range, \$3,300 to \$3,900; average, \$3,600—	Average—	Average—	Average—		
Assistant engineer.....	No. 1 Salary \$3,300	No. 1 Salary \$3,300	No. 1 Salary \$3,300		
Salary range, \$1,860 to \$2,400; average, \$2,100—					
Electrician.....	1 2,100	1 2,100	1 2,040		
Foreman.....	1 2,040	1 2,040	1 2,040		
Salary range, \$1,680 to \$2,040; average, \$1,860—					
Surveyman.....			1 1,860		
Salary range, \$1,320 to \$1,680; average, \$1,500—					
Storekeeper.....	1 1,500	1 1,500	1 1,500		
Engineman.....	1 1,440	1 1,440	1 1,440		
Salary range, \$1,140 to \$1,500; average, \$1,320—					
Chauffeur.....	1 1,320	1 1,320	1 1,200		
Engineman.....	1 1,200	1 1,200	1 1,200		
Salary range, \$1,020 to \$1,260; average, \$1,140—					
Laborers.....	1½ 1,080		2 1,080		
Temporary employees.....		4 1,080	3½ 1,080		
Total average number of employees.....	8½	10½	13		
Total salaries and wages, field service.....	16,450.00	16,450.00	19,807.00		
Allocation of salaries and wages to appropriations:					
"Plans for fortifications, insular possessions".....	1,150.00	1,150.00	2,656.25		
"Preservation and repair of fortifications, insular possessions".....	11,300.00	11,300.00	9,561.06		
"Supplies for seacoast defense, insular possessions".....	4,000.00	4,000.00	1,116.03		
"Searchlights and electrical installations, Territory of Hawaii".....			1,012.59		
"Contingent expenses, seacoast fortifications".....			5,461.97		
Total salaries and wages, field service.....	16,450.00	16,450.00	19,807.90		
<i>Consolidated schedule of field employees, Philippine Islands, paid from appropriations: "Plans for fortifications, insular possessions;" "Preservation and repair of fortifications, insular possessions;" and "Supplies for seacoast defenses, insular possessions"</i>					
	Estimated expenditures, 1927 appropriation	Estimated expenditures, 1926 appropriation	Expended and obligated, 1925		
Field service:					
Salaries and wages—					
Salary range, \$3,300 to \$3,900; average, \$3,600—	Average—	Average—	Average—		
Assistant engineer.....	No. 1 Salary \$3,600.00	No. 1 Salary \$3,600.00	No. 1 Salary \$3,600.00		
Salary range, \$2,700 to \$3,300; average, \$3,000—					
Chief clerk.....	1 2,800.00	1 2,800.00	1 2,800.00		
Salary range, \$2,100 to \$2,700; average, \$2,400—					
Clerk.....	1 2,400.00	1 2,400.00	1 2,400.00		
Foreman carpenter.....	1 2,520.00	1 2,520.00	1 2,520.00		
Foreman.....	1 2,400.00	1 2,400.00	1 2,400.00		
Salary range, \$1,860 to \$2,400; average, \$2,130—					
Clerks.....	2 1,920.00	2 1,920.00	2 1,920.00		
Salary range, \$900 to \$1,140; average, \$1,020—					
Clerks.....	2 1,020.00	2 1,020.00	2 1,020.00		
Draftsman.....	1 1,020.00	1 1,020.00	1 1,020.00		
Timekeeper.....	1 900.00	1 900.00	1 900.00		
Janitor.....	1 900.00	1 900.00	1 900.00		
Salary range, \$420 to \$600; average, \$510—					
Janitor.....	1 556.00	1 556.00	1 556.00		
Fireman.....	1 596.25	1 596.25	1 500.00		
Per diem employees (temporary).....	50 360.00	55 359.05	35 391.19		
Total average number of employees.....	64	69	49		
Total salaries and wages, field service.....	41,572.25	43,314.00	37,167.65		
The difference between 1927 and 1926 is due to decrease in force, \$1,741.75.					
Allocation of salaries and wages to appropriations:					
"Plans for fortifications, insular possessions".....	800.00	800.00	1,500.00		
"Preservation and repair of fortifications, insular possessions".....	32,772.25	34,514.00	24,344.95		
"Supplies for seacoast defenses, insular possessions".....	8,000.00	8,000.00	11,322.70		
Total salaries and wages, field service.....	41,572.25	43,314.00	37,167.65		
Total, fortifications in insular possessions under Corps of Engineers.....				\$101, 100.00	\$133, 595.00

Estimates of appropriations required for the service of the fiscal year ending June 30, 1927—Continued

General object (title of appropriation), date of acts, references to Statutes at Large, or to Revised Statutes, and estimated amount required for each detailed object				Total amount to be appropriated under each head of appropriation	Amount appropriated for the fiscal year ending June 30, 1926
FORTIFICATIONS, PANAMA CANAL					
Plans for Fortifications, Panama Canal—					
For preparation of plans for fortifications and other works of defense, including surveys for roads, Canal Zone (<i>act Feb. 12, 1925, vol. 43, p. 912</i>)				\$3,000.00	\$4,400.00
	Estimated expenditures, 1927 appropriation	Estimated expenditures, 1926 appropriation	Expended and obligated, 1925		
Field service:					
01 Salaries and wages, included in consolidated schedules	\$2,625.00	\$3,805.00	\$2,561.65		
Supplies and materials:					
0201 Stationery	50.00	75.00	67.50		
0203 Drafting and artists' supplies	100.00	160.00	126.70		
02 Total supplies and materials	150.00	235.00	194.20		
07 Local transportation	225.00	300.00	244.15		
Total	3,000.00	4,400.00	3,000.00		
Seacoast Batteries, Panama Canal—					
For the construction of seacoast batteries on the Canal Zone for defense of the Panama Canal (<i>act Feb. 12, 1925, vol. 43, p. 912</i>)				100,000.00	133,950.00
	Estimated expenditures, 1927 appropriation	Estimated expenditures, 1926 appropriation	Expended and obligated, 1925		
Field service:					
Salaries and wages—					
Included in consolidated schedules	\$27,000.00	\$60,000.00	\$106,168.00		
Deduct expenditures for personal services included in objects named below	24,500.00	55,000.00	93,918.00		
01 Net salaries and wages, field service	2,500.00	5,000.00	12,250.00		
Supplies and materials:					
0201 Stationery	25.00	50.00	160.00		
0202 Sundry office supplies	10.00	15.00	37.50		
0203 Drafting supplies	40.00	60.00	182.00		
0211 Drugs			16.00		
0282 Mechanic supplies	100.00	100.00	168.75		
02 Total supplies and materials	175.00	225.00	564.25		
03 Furnishing of food	2,500.00	3,900.00	10,390.00		
05 Telephone service	150.00	190.00	410.20		
Transportation:					
0700 Freight and incidental charges	500.00	150.00	1,582.50		
0730 Local transportation (truckage, etc.)	300.00	675.00	1,037.40		
0750 Towage (of barges)	500.00	900.00	1,500.00		
07 Total transportation	1,300.00	1,725.00	4,119.90		
11 Rent of barges			1,500.00		
Equipment:					
3051 Electric generators and motors	45,000.00				
3053 Floating equipment			4,400.00		
30 Total equipment	45,000.00		4,400.00		
Structures and parts, etc.:					
3201 Emplacements for seacoast armaments		22,910.00	188,884.65		
3203 Searchlight structures			23,310.00		
3207 Special and miscellaneous structures	48,375.00	100,000.00	26,631.00		
32 Total structures and parts	48,375.00	122,910.00	238,825.65		
Total	100,000.00	133,950.00	272,460.00		
Searchlights and Electrical Installations, Panama Canal—					
For the installation and replacement of electric light and power plants, and the purchase and installation of searchlights for the seacoast fortifications on the Canal Zone (<i>act Feb. 12, 1925, vol. 43, p. 912</i>)				24,000.00	24,000.00
	Estimated expenditures, 1927 appropriation	Estimated expenditures, 1926 appropriation	Expended and obligated, 1925		
30 Sundry war equipment	\$24,000	\$24,000	\$50,000		

Estimates of appropriations required for the service of the fiscal year ending June 30, 1927—Continued

General object (title of appropriation), date of acts, references to Statutes at Large, or to Revised Statutes, and estimated amount required for each detailed object				Total amount to be appropriated under each head of appropriation	Amount appropriated for the fiscal year ending June 30, 1926
Preservation and Repair of Fortifications, Panama Canal— For protection, preservation, and repair of fortifications of the Panama Canal, for which there may be no special appropriation available, including structures erected for submarine mine defense, and for maintaining channels for access to submarine mine wharves (<i>act Feb. 12, 1925, vol. 43, p. 912</i>)				\$40,000.00	\$50,770.00
	Estimated expenditures, 1927 appropriation	Estimated expenditures, 1926 appropriation	Expended and obligated, 1925		
Field service:					
Salaries and wages—					
Included in consolidated schedules	\$18,000.00	\$22,500.00	\$18,196.56		
Deduct expenditures for personal services included in objects named below	16,000.00	20,500.00	16,346.56		
01 Net salaries and wages, field service	2,000.00	2,000.00	1,850.00		
02 Stationery and office supplies	100.00	100.00	115.48		
05 Telephone service	125.00	125.00	121.80		
Transportation:					
0700 Freight and incidental charges	450.00	475.00	309.20		
0730 Local transportation	400.00	400.00	220.50		
07 Total transportation	850.00	875.00	529.70		
12 Repairs (structures for military defense)	36,925.00	47,670.00	37,358.22		
Total	40,000.00	50,770.00	39,975.20		
Supplies for Seacoast Defenses, Panama Canal— For maintenance and repair of searchlights and electric light and power equipment for fortifications and for tools, electrical and other supplies, and appliances to be used in their operation (<i>act Feb. 12, 1925, vol. 43, p. 912</i>)				25,000.00	30,000.00
	Estimated expenditures, 1927 appropriation	Estimated expenditures, 1926 appropriation	Expended and obligated, 1925		
Field service:					
Salaries and wages—					
Included in consolidated schedules	\$4,300.00	\$4,300.00	\$3,045.30		
Deduct expenditures for personal services included in objects named below	3,650.00	3,650.00	2,706.97		
01 Net salaries and wages, field service	650.00	650.00	338.33		
Supplies and materials:					
0200 Stationery and office supplies	20.00	20.00	16.40		
0290 Materials	16,000.00	18,800.00	18,800.00		
02 Total supplies and materials	16,020.00	18,820.00	18,816.40		
Transportation:					
0700 Freight and incidental charges	260.00	260.00	246.70		
0730 Local transportation of things	100.00	100.00	69.20		
07 Total transportation	360.00	360.00	315.90		
12 Repairs and alterations, machinery and equipment	7,970.00	10,170.00	10,529.37		
Total	25,000.00	30,000.00	30,000.00		
Total, fortifications, Panama Canal, under Corps of Engineers				192,000.00	243,120.00
Total, fortifications, under Corps of Engineers				629,300.00	787,739.00
Total, military, under Corps of Engineers				965,440.00	1,148,209.00

Estimates of appropriations required for the service of the fiscal year ending June 30, 1927—Continued

General object (title of appropriation), date of acts, references to Statutes at Large, or to Revised Statutes, and estimated amount required for each detailed object				Total amount to be appropriated under each head of appropriation	Amount appropriated for the fiscal year ending June 30, 1926
DEPARTMENTAL					
Salaries, Office of Chief of Engineers—					
Salaries: For personal services in the District of Columbia in accordance with the classification act of 1923 (<i>act Feb. 12, 1925, vol. 43, p. 912</i>)				\$118, 000. 00	\$118, 000. 00
The services of skilled draftsmen, civil engineers, and such other services as the Secretary of War may deem necessary may be employed only in the office of the Chief of Engineers, to carry into effect the various appropriations for rivers and harbors, surveys, preparation for and the consideration of river and harbor estimates and bills, fortifications, engineer equipment of troops, engineer operations in the field, and other military purposes, to be paid from such appropriations: <i>Provided</i> , That the expenditures on this account for the fiscal year [1926] 1927 shall not exceed [\$160,000] \$150,000; the Secretary of War shall each year, in the Budget, report to Congress the number of persons so employed, their duties, and the amount paid to each. (<i>Acts Aug. 5, 1882, vol. 22, p. 240; June 17, 1910, vol. 36, p. 503; Feb. 12, 1925, vol. 43, p. 912.</i>)					
	Estimated expenditures, 1927 appropriation	Estimated expenditures, 1926 appropriation	Expended and obligated, 1925		
Departmental service:					
Salaries—					
Professional and scientific service—	Average—	Average—	Average—		
Grade 1, \$1,860 to \$2,400; average, \$2,100—	No. Salary	No. Salary	No. Salary		
Junior attorneys (law clerks).....	3 \$1,860	3 \$1,860	2 \$1,860		
Subprofessional service—					
Grade 5, \$1,680 to \$2,040; average, \$1,860—					
Library assistant (librarian).....	1 1,740	1 1,680	1 1,680		
Clerical, administrative, and fiscal service—					
Grade 10, \$3,300 to \$3,900; average, \$3,600—					
Administrative officer (chief clerk).....	1 3,300	1 3,300	1 3,027		
Grade 7, \$2,400 to \$3,000; average, \$2,700—					
Principal clerk (chief of section).....	1 2,400	1 2,400	1 2,212		
Grade 5, \$1,860 to \$2,400; average, \$2,111.42—					
Senior clerks (chiefs of section).....	3 2,240	3 2,233	2½ 2,169		
Grade 4, \$1,680 to \$2,040; average, \$1,860—					
Clerks.....	12 1,860	12 1,860	11½ 1,849		
Accounting and auditing assistants.....	2 2,040	2 2,040	2 2,040		
Clerk-stenographers.....	1 1,860	1 1,860	2 1,860		
Grade 3, \$1,500 to \$1,860; average, \$1,680—					
Assistant clerks.....	10 1,740	10 1,740	10 1,716		
Assistant clerk-stenographers.....	8 1,720	8 1,717	8 1,703		
Grade 2, \$1,320 to \$1,680; average, \$1,500—					
Junior clerk-stenographers.....	8 1,460	8 1,455	8½ 1,427		
Junior clerk-typists.....	13 1,400	13 1,408	13½ 1,411		
Grade 1, \$1,140 to \$1,500; average, \$1,320—					
Underclerk typists.....	2 1,245	3 1,280	3 1,380		
Custodial service—					
Grade 3, \$1,020 to \$1,260; average, \$1,140—					
Messengers.....	5 1,102	5 1,092	5 1,061		
Grade 2, \$900 to \$1,140; average, \$1,020—					
Junior laborer.....	1 960		1 900		
Total average number of employees.....	71	71	73½		
01 Total salaries, departmental service.....	118, 000	118, 000	119, 693		
Total under Corps of Engineers.....				1, 083, 440. 00	1, 266, 209. 00
ORDNANCE DEPARTMENT					
SUPPORT OF THE REGULAR ARMY					
Ordnance Service—					
For the current expenses of the Ordnance Department in connection with purchasing, receiving, storing, and issuing ordnance and ordnance stores, comprising police and office duties, rents, tolls, fuel, light, water, and advertising, stationery, typewriting and adding machines, including their exchange, and office furniture, tools, and instruments of service; for incidental expenses of the Ordnance service and those attending practical trials and tests of ordnance small arms, and other ordnance stores; for instruction purposes; for publications for libraries of the Ordnance Department, including the Ordnance office; subscriptions to periodicals, which may be paid for in advance; and payment for mechanical labor in the office of the Chief of Ordnance; and for maintenance, repair, and operation of motor-propelled or horse-drawn passenger-carrying vehicles (<i>act Feb. 12, 1925, vol. 43, p. 913</i>)				1, 066, 500. 00	1, 185, 000. 00

Estimates of appropriations required for the service of the fiscal year ending June 30, 1927—Continued

General object (title of appropriation), date of acts, references to Statutes at Large, or to Revised Statutes, and estimated amount required for each detailed object				Total amount to be appropriated under each head of appropriation	Amount appropriated for the fiscal year ending June 30, 1926
Ordinance Service—Continued.					
	Estimated expenditures, 1927 appropriation	Estimated expenditures, 1926 appropriation	Expended and obligated, 1925		
Salaries, departmental (mechanical labor).....	\$10,080	\$10,060	\$10,520		
Salaries, field service.....	397,500	432,500	433,440		
Salaries, field service, technical.....			2,500		
Wages, civilian employees, field service.....	180,000	185,000	188,077		
Field service.....	232,420	232,420	235,463		
	820,000	860,000	870,000		
Deduct for personal services included in objects named below (field service).....	232,420	232,420	235,463		
01 Total personal services.....	587,580	627,580	634,537		
Supplies and materials:					
0202 Sundry, office, procurement of.....	11,000	13,000	14,084		
0203 Drafting and artists', procurement of.....	300	300	199		
0204 Photostatic, procurement of.....	2,000	3,000	2,291		
0205 Cleaning and preserving, procurement of.....	500	500	887		
0205 Toilet paper and paper drinking cups, procurement of.....	50	50	41		
0205 Towels for office, procurement of.....	100	100	114		
0201 Printed forms and letterheads for War Department.....	1,500	1,500	1,201		
0201 Stationery, other than letterheads, War Department.....	3,000	4,000	3,478		
0222 Magazines for educational purposes, procurement of.....	350	350	1,316		
0222 Magazines for library purposes, procurement of.....	2,000	2,000	2,276		
0231 Coal, coke, etc., procurement of.....	25,000	29,000	29,281		
0233 Gasoline, oil, etc., procurement of.....	1,000	1,000	508		
0236 Gasoline and oil for motor vehicles, procurement of.....	14,000	18,000	18,898		
0284 Ice, not otherwise listed, procurement of.....	150	150	847		
0284 Packing and crating, procurement of.....	8,500	8,500	6,020		
0284 Fire apparatus, fire-alarm and sprinkler system, etc.....	3,000	3,000	3,012		
0284 Supplies, not listed specifically.....	2,000	5,000	5,659		
02 Total supplies and materials.....	74,450	89,450	90,112		
Subsistence and care of animals and storage and care of vehicles (service):					
0460 Vehicles, motor-driven, storage and care of.....	600	600	500		
0470 Animal shoeing, clipping, and cleaning (service).....	200	200	129		
04 Total subsistence and care of animals, etc.....	800	800	629		
05 Communication service (telephone service).....	1,500	1,500	1,424		
Travel expenses:					
0600 Civilian employees.....	4,500	5,500	2,512		
0610 Street car tickets, etc.....	100	100	20		
0620 Officers (except Organized Reserves).....	10,000	13,000	18,731		
06 Total travel expenses.....	14,600	18,600	21,263		
Transportation of things (service):					
0700 Baggage of civilian employees.....	600	600	500		
0700 Ordnance materials.....	8,000	11,000	11,158		
0720 Parcel-post delivery.....	75	75	670		
0730 Drayage, cartage, and hauling.....	440	440	428		
07 Total transportation of things (service).....	9,115	12,115	12,756		
Printing and binding:					
0800 Printing and binding (job work).....	200	200	161		
0830 Photographing and making photographs and prints (job work).....	1,000	1,000	1,284		
08 Total printing and binding.....	1,200	1,200	1,445		
Furnishing of heat, light, power, water, and electricity (service):					
1000 Furnishing of heat.....	9,000	9,000	8,735		
1010 Furnishing of light.....	18,000	18,000	18,471		
1020 Furnishing of power, electric.....	7,000	7,000	7,795		
1040 Furnishing of water.....	12,000	12,000	11,186		
10 Total furnishing of heat, light, power, etc. (service).....	46,000	46,000	46,187		
Rents:					
1101 Offices and office buildings.....	4,850	4,850	4,972		
1104 Buildings and structures, etc.....	500	500	438		
1111 Grounds.....	1,000	1,000	1,018		
11 Total rents.....	6,350	6,350	6,428		
Repairs and alterations:					
1280 Office and depot equipment.....	500	500	850		
1280 Typewriters.....	500	500	234		
1280 Vehicles, animal-drawn (not passenger).....	300	300	154		
1280 Vehicles, motor-driven (not passenger).....	15,000	20,000	21,781		
1280 Vehicles, motor-driven, passenger.....	16,000	22,000	22,581		
1280 Not listed specifically.....	5,000	10,000	13,080		
12 Total repairs and alterations.....	37,300	53,300	58,670		

Estimates of appropriations required for the service of the fiscal year ending June 30, 1927—Continued

General object (title of appropriation), date of acts, references to Statutes at Large, or to Revised Statutes, and estimated amount required for each detailed object

Total amount to be appropriated under each head of appropriation

Amount appropriated for the fiscal year ending June 30, 1926

Ordnance Service—Continued.

	Estimated expenditures, 1927 appropriation	Estimated expenditures, 1926 appropriation	Expended and obligated, 1925
Special and miscellaneous current expenses:			
1378 Packing and crating (service).....	\$2,500	\$2,500	\$2,000
1380 Ordnance and ordnance stores, receiving and issuing of.....	258,180	294,680	295,862
13 Total special and miscellaneous current expenses.....	260,680	297,180	297,862
22 Grants, subsidies and contributions (tuition, officers, payment of).....	12,000	14,000	11,320
Equipment:			
3002 Motor-driven passenger-carrying vehicles.....	125	125	125
3000 Office furniture, desks, etc.....	7,000	7,000	5,806
3017 Typewriters, procurement of.....	100	100	60
3021 Books (scientific, professional, law, reference), journals, pamphlets, manuscripts, atlases, photographs, maps, plans, etc., for libraries, reference and educational purposes, procurement of.....	4,000	4,000	3,703
3022 Moving-picture outfits, films, etc.....	200	200	1,780
3031 Fuel, preparation, and handling appliances, procurement of.....	200	200	216
3053 Vehicles, animal-drawn.....	100	100	105
3054 Fire-preventing equipment.....	1,200	1,200	1,179
3059 Tools not otherwise listed, procurement of.....	1,000	1,000	329
3059 Not otherwise listed.....	1,000	3,000	3,072
30 Total equipment.....	14,925	16,925	16,575
Unobligated balance.....			792
Total.....	1,066,500	1,185,000	1,200,000

Ordnance Stores, Ammunition—

For the development, manufacture, purchase, and maintenance of airplane bombs, pyrotechnics, grenades, ammunition for small arms, targets, and accessories for bomb, small arms, and machine-gun target practice; and ammunition for military salutes at Government establishments and institutions to which the issues of arms for salutes are authorized (*act Feb. 12, 1925, vol. 43, p. 913*)

\$2,801,135.00

\$1,000,000.00

	Estimated expenditures, 1927 appropriation	Estimated expenditures, 1926 appropriation	Expended and obligated, 1925
Departmental service.....	\$40,000	\$38,000	\$38,700
Field service.....	1,735,000	625,000	625,000
Deduct for personal services included in objects named below (field).....	1,775,000	663,000	663,700
1,735,000	625,000	625,000	
01 Total personal services.....	40,000	38,000	38,700
Supplies and materials:			
0204 Photostatic supplies.....	250	250	250
0205 Care and preservation of ammunition.....	24,500	4,500	
0270 Ammunition: Powder, projectiles, explosives, etc.....	380,850	531,750	476,500
0270 Ammunition for target practice.....	2,087,535	182,000	190,024
02 Total supplies and materials.....	2,493,135	718,500	666,774
Travel expenses:			
0600 Civilian employees.....	1,000	1,000	500
0620 Officers.....	2,000	2,000	2,000
06 Total travel expenses.....	3,000	3,000	2,500
07 Transportation (ordnance materials).....	10,000	7,000	6,000
12 Repairs and alterations (war equipment).....	5,000	5,000	5,200
Special and miscellaneous current expenses:			
1381 Experimental and development work.....	145,000	140,000	145,000
1381 Testing and proving work.....	30,000	27,000	74,000
13 Total special and miscellaneous current expenses.....	175,000	167,000	219,000
Equipment:			
3039 Arms, targets, accessories, etc.....	75,000	57,000	50,000
3052 Machinery, not otherwise listed.....		4,500	5,000
30 Total equipment.....	75,000	61,500	55,000
Work for other departments.....			8,000
Deduct for credits to appropriation (work for other departments).....			8,000
Unobligated balance.....			6,826
Total.....	2,801,135	1,000,000	1,000,000

Estimates of appropriations required for the service of the fiscal year ending June 30, 1927—Continued

General object (title of appropriation), date of acts, references to Statutes at Large, or to Revised Statutes, and estimated amount required for each detailed object				Total amount to be appropriated under each head of appropriation	Amount appropriated for the fiscal year ending June 30, 1926
Manufacture of Arms— For manufacturing, repairing, procuring, and issuing arms at the national armories (<i>act Feb. 12, 1925, vol. 43, p. 913</i>)				\$300, 000. 00	\$389, 000. 00
	Estimated expenditures, 1927 appropriation	Estimated expenditures, 1926 appropriation	Expended and obligated, 1925		
Departmental service.....	\$14, 000	\$13, 000	\$13, 000		
Field service.....	195, 000	240, 000	240, 000		
	209, 000	253, 000	253, 000		
Deduct for personal services included in objects named below (field).....	195, 000	240, 000	240, 000		
01 Total personal services.....	14, 000	13, 000	13, 000		
02 Supplies and materials (photostatic supplies).....	1, 000	800	1, 250		
Travel expenses:					
0600 Civilian employees.....	250	250	250		
0620 Officers.....	1, 000	1, 000	1, 250		
06 Total travel expenses.....	1, 250	1, 250	1, 500		
07 Transportation (ordnance materials).....	2, 000	1, 500	1, 500		
12 Repairs and alterations (war equipment).....	116, 000	82, 000	81, 150		
Special and miscellaneous current expenses:					
1380 Receiving and issuing ordnance and ordnance stores.....	15, 000	15, 000	15, 000		
1381 Experimental and development work.....	7, 000	7, 000	19, 250		
1381 Testing and proving work.....	32, 000	32, 500	36, 000		
13 Total special and miscellaneous current expenses.....	54, 000	54, 500	70, 250		
Equipment:					
3039 Rifles, side arms, etc.....	111, 750	235, 950	219, 250		
Work for other departments.....			10, 000		
Deduct for credits to be received for work for other departments.....			10, 000		
Unobligated balance.....			1, 100		
Total.....	300, 000	389, 000	389, 000		
Ordnance Stores and Supplies— For overhauling, cleaning, repairing, and preserving ordnance and ordnance stores in the hands of troops and at the arsenals, posts, and depots, [except material for cleaning and preserving at places other than establishments under the direct control of the Chief of Ordnance] for purchase and manufacture of ordnance stores to fill requisitions of troops, <i>including materials for cleaning and preserving ordnance and ordnance stores</i> (<i>act Feb. 12, 1925, vol. 43, p. 913</i>)				595, 000. 00	120, 000. 00
	Estimated expenditures, 1927 appropriation	Estimated expenditures, 1926 appropriation	Expended and obligated, 1925		
Departmental service.....	\$4, 000	\$1, 000	\$4, 500		
Field service.....	200, 000	75, 000	75, 000		
	204, 000	76, 000	79, 500		
Deduct for personal services included in objects named below (field).....	200, 000	75, 000	75, 000		
01 Total personal services.....	4, 000	1, 000	4, 500		
Supplies and materials:					
0205 Paint for projectiles (maintenance).....	55, 000	30, 000			
0205 Cleaning and preserving materials.....	448, 000				
02 Total supplies and materials.....	503, 000	30, 000			
Travel expenses:					
0600 Civilian employees.....	500	250	250		
0620 Officers.....	500	250	250		
06 Total travel expenses.....	1, 000	500	500		
07 Transportation (ordnance materials).....	2, 000	600	600		
12 Repairs and alterations (war equipment).....	31, 000	34, 900	82, 795		
13 Special and miscellaneous current expenses (experimental and development work).....	11, 000	11, 000	3, 900		
Equipment:					
3039 Rifles, side arms, etc.....	23, 000	42, 000	24, 700		
3059 Tools, etc.....	20, 000				
30 Total equipment.....	43, 000	42, 000	24, 700		
Unobligated balance.....			3, 005		
Total.....	595, 000	120, 000	120, 000		

Estimates of appropriations required for the service of the fiscal year ending June 30, 1927—Continued

General object (title of appropriation), date of acts, references to Statutes at Large, or to Revised Statutes, and estimated amount required for each detailed object				Total amount to be appropriated under each head of appropriation	Amount appropriated for the fiscal year ending June 30, 1926
Automatic Rifles— For the purchase, manufacture, test, repair, and maintenance of automatic machine rifles, or other automatic or semiautomatic guns, including their mounts, sights, and equipments, and the machinery necessary for their manufacture, to remain available until June 30, [1927] 1928 (act Feb. 12, 1925, vol. 43, p. 913).....				\$363, 000. 00	\$188, 000. 00
	Estimated expenditures, 1927 appropriation	Estimated expenditures, 1926 appropriation	Expended and obligated, 1925		
Departmental service.....	\$14, 000	\$7, 000	\$10, 000		
Field service.....	240, 000	124, 000	125, 000		
	254, 000	131, 000	135, 000		
Deduct for personal services included in objects named below (field).....	240, 000	124, 000	125, 000		
01 Total personal services.....	14, 000	7, 000	10, 000		
Travel expenses:					
0600 Civilian employees.....	250	250	200		
0620 Officers.....	750	750	1, 300		
06 Total travel expenses.....	1, 000	1, 000	1, 500		
07 Transportation (ordnance materials).....	1, 000	900	1, 000		
12 Repairs and alterations (war equipment).....	62, 000	57, 100	77, 700		
Special and miscellaneous current expenses:					
1381 Experimental and development work.....	73, 000	74, 000	34, 100		
1381 Testing and proving work.....		3, 000	4, 750		
13 Total special and miscellaneous current expenses.....	73, 000	77, 000	38, 850		
Equipment:					
3031 Cannon, machine guns, and accessories.....	212, 000	45, 000	76, 401		
3052 Manufacturing accessories—jigs, dies, etc.....			1, 750		
30 Total equipment.....	212, 000	45, 000	78, 151		
Unobligated balance.....			799		
Total.....	363, 000	188, 000	208, 000		
Tanks— For the purchase, manufacture, test, maintenance, and repair of tanks and other self-propelled armored vehicles, to remain available until June 30, [1927] 1928 (act Feb. 12, 1925, vol. 43, p. 913).....				264, 000. 00	214, 400. 00
	Estimated expenditures, 1927 appropriation	Estimated expenditures, 1926 appropriation	Expended and obligated, 1925		
Departmental service.....	\$25, 000	\$25, 000	\$25, 000		
Field service.....	180, 000	140, 000	120, 000		
	205, 000	165, 000	145, 000		
Deduct for personal services included in objects named below (field).....	180, 000	140, 000	120, 000		
01 Total personal services.....	25, 000	25, 000	25, 000		
Supplies and materials:					
0204 Photostatic supplies.....	1, 500	1, 500	1, 500		
Travel expenses:					
0600 Civilian employees.....	1, 500	1, 200	1, 450		
0620 Officers.....	800	800	750		
06 Total travel expenses.....	2, 300	2, 000	2, 200		
07 Transportation (ordnance materials).....	3, 000	2, 000	2, 000		
12 Repairs and alterations (war equipment).....	133, 200	90, 100	59, 966		
Special and miscellaneous current expenses:					
1381 Experimental and development work.....	99, 000	83, 800	74, 000		
1381 Testing and proving work.....		10, 000	6, 800		
13 Total special and miscellaneous current expenses.....	99, 000	93, 800	80, 800		
Unobligated balance.....			4, 514		
Total.....	264, 000	214, 400	176, 000		

Estimates of appropriations required for the service of the fiscal year ending June 30, 1927—Continued

General object (title of appropriation), date of acts, references to Statutes at Large, or to Revised Statutes, and estimated amount required for each detailed object				Total amount to be appropriated under each head of appropriation	Amount appropriated for the fiscal year ending June 30, 1926
Field Artillery Armament— For purchase, manufacture, and test of mountain, field, and siege cannon, including their carriages, sights, implements, equipments, and the machinery necessary for their manufacture [\$635,000] (<i>act Feb. 12, 1925, vol. 43, p. 913</i>) -----				\$535, 000. 00	
	Estimated expenditures, 1927 appropriation	Estimated expenditures, 1926 appropriation	Expended and obligated, 1925		
Departmental service.....	\$50, 000	\$55, 000	\$51, 704		
Field service.....	380, 000	500, 000	500, 000		
	410, 000	555, 000	551, 704		
Deduct for personal services included in objects named below (field).....	360, 000	500, 000	500, 000		
01 Total personal services.....	50, 000	55, 000	51, 704		
02 Supplies and materials (photostatic supplies).....	3, 000	3, 000	4, 500		
Travel expenses:					
0600 Civilian employees.....	2, 000	3, 000	3, 000		
0620 Officers.....	2, 000	2, 000	2, 000		
06 Total travel expenses.....	4, 000	5, 000	5, 000		
07 Transportation (ordnance materials).....	4, 000	5, 000	5, 000		
Special and miscellaneous current expenses:					
1381 Experimental and development work.....	429, 000	524, 000	523, 688		
1381 Testing and proving work.....	45, 000	43, 000	53, 400		
13 Total special and miscellaneous current expenses.....	474, 000	567, 000	577, 088		
Unobligated balance.....			1, 708		
Total.....	535, 000	635, 000	645, 000		
For purchase, manufacture, maintenance, and test of ammunition for mountain, field, and siege cannon, including the necessary experiments in connection therewith, the machinery necessary for its manufacture, and the necessary storage facilities (<i>act Feb. 12, 1925, vol. 43, p. 914</i>) -----				386, 000. 00	
	Estimated expenditures, 1927 appropriation	Estimated expenditures, 1926 appropriation	Expended and obligated, 1925		
Departmental service.....	\$20, 000	\$18, 000	\$18, 000		
Field service.....	270, 000	250, 000	240, 000		
	290, 000	268, 000	258, 000		
Deduct for personal services included in objects named below (field).....	270, 000	250, 000	240, 000		
01 Total personal services.....	20, 000	18, 000	18, 000		
Supplies and materials:					
0204 Photostatic supplies.....	300	250	250		
0205 Care and preservation of ammunition.....	80, 200	94, 500			
0270 Ammunition: Powder, projectiles, explosives, etc.....	83, 000	68, 500	161, 020		
02 Total supplies and materials.....	163, 500	163, 250	161, 270		
Travel expenses:					
0600 Civilian employees.....	3, 000	3, 000	3, 000		
0620 Officers.....	2, 000	2, 000	2, 000		
06 Total travel expenses.....	5, 000	5, 000	5, 000		
07 Transportation (ordnance material).....	7, 500	7, 000	6, 000		
Special and miscellaneous current expenses:					
1381 Experimental and development work.....	168, 000	160, 750	95, 600		
1381 Testing and proving work.....	22, 000	32, 000	78, 200		
13 Total special and miscellaneous current expenses.....	190, 000	192, 750	173, 800		
Unobligated balance.....			1, 930		
Total.....	386, 000	386, 000	366, 000		

Estimates of appropriations required for the service of the fiscal year ending June 30, 1927—Continued

General object (title of appropriation), date of acts, references to Statutes at Large, or to Revised Statutes, and estimated amount required for each detailed object				Total amount to be appropriated under each head of appropriation	Amount appropriated for the fiscal year ending June 30, 1926
Field Artillery Armament—Continued. For alteration and maintenance of the mobile artillery, including the purchase and manufacture of machinery, tools, and materials necessary for the work and the expenses of the mechanics engaged thereon [\$600,000] (act Feb. 12, 1925, vol. 43, p. 914) -----				\$550, 000. 00	
	Estimated expenditures, 1927 appropriation	Estimated expenditures, 1926 appropriation	Expended and obligated, 1925		
Departmental service.....	\$25, 000	\$23, 000	\$21, 000		
Field service.....	495, 000	500, 000	500, 000		
	520, 000	523, 000	521, 000		
Deduct for personal services included in objects named below (field).....	495, 000	500, 000	500, 000		
01 Total personal services.....	25, 000	23, 000	21, 000		
02 Supplies and materials (photostatic supplies).....	3, 000	3, 000	3, 500		
Travel expenses:					
0600 Civilian employees.....	1, 000	1, 000	400		
0620 Officers.....	500	500	1, 200		
06 Total travel expenses.....	1, 500	1, 500	1, 600		
07 Transportation (ordnance materials).....	2, 500	2, 500	2, 500		
12 Repairs and alterations (war equipment).....	518, 000	570, 000	566, 523		
Unobligated balance.....			4, 877		
Total.....	550, 000	600, 000	600, 000		
For purchase, manufacture, and test of subcaliber guns, ammunition, and other accessories for mountain, field, and siege artillery practice, including the machinery necessary for their manufacture [\$70,000] (act Feb. 12, 1925, vol. 43, p. 914) -----				167, 000. 00	
	Estimated expenditures, 1927 appropriation	Estimated expenditures, 1926 appropriation	Expended and obligated, 1925	\$1, 638, 000. 00	\$1, 691, 000. 00
Departmental service.....	\$4, 000				
Field service.....	112, 000	\$40, 000	\$40, 000		
	116, 000	40, 000	40, 000		
Deduct for personal services included in objects named below (field).....	112, 000	40, 000	40, 000		
01 Total personal services.....	4, 000				
02 Supplies and materials (ammunition for target practice).....	136, 500	55, 750	49, 015		
Travel expenses:					
0600 Civilian employees.....	250				
0620 Officers.....	250				
06 Total travel expenses.....	500				
07 Transportation (ordnance materials).....	7, 000	250	250		
12 Repairs and alterations (war equipment).....	6, 000	6, 000	6, 500		
13 Special and miscellaneous current expenses (testing and proving work).....	5, 000		250		
30 Equipment (arms, targets, accessories, etc.).....	8, 000	8, 000	3, 750		
Unobligated balance.....			235		
Total.....	167, 000	70, 000	60, 000		

Estimates of appropriations required for the service of the fiscal year ending June 30, 1927—Continued

General object (title of appropriation), date of acts, references to Statutes at Large, or to Revised Statutes, and estimated amount required for each detailed object				Total amount to be appropriated under each head of appropriation	Amount appropriated for the fiscal year ending June 30, 1926
Proving Grounds, Army—					
For current expenses of the ordnance proving grounds comprising the maintenance of rail and water transportation, repairs, alterations, accessories, and service of employees incidental to testing and proving ordnance and ordnance material, hire of assistants for the Ordnance board, purchase of instruments and articles required for testing and experimental work, building and repairing butts and targets, clearing and grading ranges (act Feb. 12, 1925, vol. 43, p. 914)				\$171, 000. 00	\$190, 000. 00
	Estimated expenditures, 1927 appropriation	Estimated expenditures, 1926 appropriation	Expended and obligated, 1925		
Salaries, other than departmental	\$10, 000	\$10, 000	\$10, 000		
Field service	105, 000	110, 000	110, 000		
	115, 000	120, 000	120, 000		
Deduct for personal services included in objects named below (field)	105, 000	110, 000	110, 000		
01 Total personal services	10, 000	10, 000	10, 000		
Travel expenses:					
0600 Civilian employees	50	50	100		
0620 Officers	50	50	100		
06 Total travel expenses	100	100	200		
07 Transportation (ordnance materials)	3, 000	3, 000	3, 000		
Repairs and alterations:					
1210 Roads, walks, and drainage	10, 000	10, 000	10, 000		
1280 Railroads, sidings, and switches	14, 500	14, 500	18, 400		
12 Total repairs and alterations	24, 500	24, 500	28, 400		
13 Special and miscellaneous current expenses (testing and proving work)	118, 400	137, 400	120, 000		
30 Equipment (tools, appliances, etc.)	10, 000	10, 000	24, 384		
32 Structures and parts, etc. (boomproof protection)	5, 000	5, 000	4, 000		
Unobligated balance			6		
Total	171, 000	190, 000	190, 000		
Rock Island Bridge, Rock Island, Ill.—					
For operating, repair, and preservation of Rock Island bridges and viaduct, and maintenance and repair of the arsenal street connecting the bridges (act Feb. 12, 1925, vol. 43, p. 914)				30, 000. 00	43, 150. 00
	Estimated expenditures, 1927 appropriation	Estimated expenditures, 1926 appropriation	Expended and obligated, 1925		
01 Personal services (field service)	\$24, 300	\$33, 650	\$24, 300		
12 Repairs and alterations (bridges)	5, 700	9, 500	5, 700		
Total	30, 000	43, 150	30, 000		
Testing machines—					
For necessary professional and skilled labor, purchase of materials, tools, and appliances for operating the testing machines, for investigative test and tests of material in connection with the manufacturing work of the Ordnance Department and for instruments and materials for operating the chemical laboratory in connection therewith, and for maintenance of the establishment (act Feb. 12, 1925, vol. 43, p. 914)				20, 000. 00	25, 000. 00
	Estimated expenditures, 1927 appropriation	Estimated expenditures, 1926 appropriation	Expended and obligated, 1925		
01 Field service	\$15, 000	\$15, 000	\$15, 000		
	15, 000	15, 000	15, 000		
Deduct for personal services included in objects named below (field)	15, 000	15, 000	15, 000		
06 Travel expenses (civilian employees)	75	75			
Special and miscellaneous current expenses:					
1381 Experimental and development work	18, 300	23, 300	23, 375		
1381 Testing and proving work	125	125	125		
13 Total special and miscellaneous current expenses	18, 425	23, 425	23, 500		
30 Equipment (laboratory apparatus)	1, 500	1, 500	1, 500		
Total	20, 000	25, 000	25, 000		

Estimates of appropriations required for the service of the fiscal year ending June 30, 1927—Continued

General object (title of appropriation), date of acts, references to Statutes at Large, or to Revised Statutes, and estimated amount required for each detailed object				Total amount to be appropriated under each head of appropriation	Amount appropriated for the fiscal year ending June 30, 1926
Repairs of Arsenals— For repairs and improvements of arsenals and depots, and to meet such unforeseen expenditures as accidents or other contingencies during the year may render necessary, including machinery for manufacturing purposes in the arsenals (<i>act Feb. 12, 1925, vol. 43, p. 914</i>)				\$607, 500. 00	\$675, 000. 00
	Estimated expenditures, 1927 appropriation	Estimated expenditures, 1926 appropriation	Expended and obligated, 1925		
01 Field service	\$460, 000	\$500, 000	\$450, 000		
	460, 000	500, 000	450, 000		
Deduct for personal services included in objects named below (field)	460, 000	500, 000	450, 000		
07 Transportation (ordnance materials)	300	250	200		
10 Heat, light, power, water, and electricity (service)	42, 000	45, 000	43, 700		
Repairs and alterations:					
1200 Officers' quarters	40, 000	40, 000	34, 445		
1200 Enlisted men's quarters	50, 000	50, 000	44, 458		
1200 Permanent buildings	162, 700	204, 750	174, 413		
1200 Temporary buildings	55, 000	55, 000	42, 742		
1210 Roads, grounds, walks, etc	102, 500	125, 000	119, 764		
1210 Railroad trackage, etc	65, 000	65, 000	58, 575		
1220 Water and sewers	38, 000	38, 000	35, 050		
1240 Docks and wharves	12, 000	12, 000	11, 800		
1280 Machinery and equipment	40, 000	40, 000	34, 295		
12 Total repairs and alterations	565, 200	629, 750	555, 542		
Unobligated balance			558		
Total	607, 500	675, 000	600, 000		
Gauges, Dies, and Jigs for Manufacture— For the development and procurement of gauges, dies, jigs, and other special aids and appliances, including specifications and detailed drawings, to carry out the purpose of section 123 of the National Defense Act, approved June 3, 1916, as amended by the act approved June 4, 1920 (<i>act Feb. 12, 1925, vol. 43, p. 914</i>)				50, 000. 00	50, 000. 00
	Estimated expenditures, 1927 appropriation	Estimated expenditures, 1926 appropriation	Expended and obligated, 1925		
01 Personal services (field service)	\$28, 060	\$28, 060	\$28, 060		
06 Travel expenses (civilian employees)	1, 500	1, 500	3, 000		
30 Equipment (manufacturing accessories, including jigs, etc.)	20, 440	20, 440	18, 500		
Unobligated balance			440		
Total	50, 000	50, 000	50, 000		
Total, support of the Regular Army under Ordnance Department				7, 906, 135. 00	5, 770, 550. 00

Estimates of appropriations required for the service of the fiscal year ending June 30, 1927—Continued

General object (title of appropriation), date of acts, references to Statutes at Large, or to Revised Statutes, and estimated amount required for each detailed object				Total amount to be appropriated under each head of appropriation	Amount appropriated for the fiscal year ending June 30, 1926
FORTIFICATIONS					
Armament of Fortifications—					
For purchase, manufacture, and test of seacoast cannon for coast defense, including their carriages, sights, implements, equipments, and the machinery necessary for their manufacture [\$407,000] (act Feb. 12, 1925, vol. 43, p. 914)-----				\$357, 000. 00	
	Estimated expenditures, 1927 appropriation	Estimated expenditures, 1926 appropriation	Expended and obligated, 1925		
Departmental service.....	\$20, 000	\$25, 000	\$25, 000		
Field service.....	200, 000	250, 000	250, 000		
Total.....	220, 000	275, 000	275, 000		
Deduct for personal services included in objects named below (field).....	200, 000	250, 000	250, 000		
01 Total personal services.....	20, 000	25, 000	25, 000		
02 Supplies and materials (photostatic supplies).....	1, 000	1, 400	1, 500		
Travel expenses:					
0600 Civilian employees.....	750	1, 000	1, 000		
0620 Officers.....	500	1, 000	1, 000		
06 Total travel expenses.....	1, 250	2, 000	2, 000		
07 Transportation (ordnance materials).....	8, 000	8, 000	8, 000		
Special and miscellaneous current expenses:					
1381 Experimental and development work.....	60, 000	15, 500	70, 000		
1381 Testing and proving work.....		19, 500	25, 000		
13 Total special and miscellaneous current expenses.....	60, 000	35, 000	95, 000		
20 Equipment (carriages for cannon, including accessories and parts).....	250, 750	335, 600	275, 500		
Total.....	357, 000	407, 000	407, 000		
For purchase, manufacture, and test of ammunition for seacoast cannon, and for modernizing projectiles on hand, including the necessary experiments in connection therewith, and the machinery necessary for its manufacture [\$180,000] (act Feb. 12, 1925, vol. 43, p. 914)-----				150, 000. 00	
	Estimated expenditures, 1927 appropriation	Estimated expenditures, 1926 appropriation	Expended and obligated, 1925		
Departmental.....	\$10, 000	\$10, 000	\$10, 200		
Field service.....	100, 000	120, 000	120, 000		
Total.....	110, 000	130, 000	130, 200		
Deduct from personal services included in objects named below (field).....	100, 000	120, 000	120, 000		
01 Total personal services.....	10, 000	10, 000	10, 200		
Supplies and materials:					
0204 Photostatic supplies.....	800	800	1, 250		
0270 Ammunition, powder, projectiles, explosives, etc.....		51, 000	55, 000		
02 Total supplies and materials.....	800	51, 800	56, 250		
Travel expenses:					
0600 Civilian employees.....	500	600	500		
0620 Officers.....	500	400	500		
06 Total travel expenses.....	1, 000	1, 000	1, 000		
07 Transportation (ordnance materials).....	5, 000	5, 000	5, 000		
Special and miscellaneous current expenses:					
1381 Experimental and development work.....	113, 200	92, 200	92, 337		
1381 Testing and proving work.....	20, 000	20, 000	15, 000		
13 Total special and miscellaneous current expenses.....	133, 200	112, 200	107, 337		
Unobligated balance.....			213		
Total.....	150, 000	180, 000	180, 000		

Estimates of appropriations required for the service of the fiscal year ending June 30, 1927—Continued

General object (title of appropriation), date of acts, references to Statutes at Large, or to Revised Statutes, and estimated amount required for each detailed object				Total amount to be appropriated under each head of appropriation	Amount appropriated for the fiscal year ending June 30, 1926
Armament of Fortifications—Continued.					
For purchase, manufacture, and test of subcaliber guns, ammunition, and other accessories for seacoast artillery practice, including the machinery necessary for their manufacture [\$50,000] (<i>act Feb. 12, 1925, vol. 43, p. 915</i>) -----				\$276, 872. 00	
	Estimated expenditures, 1927 appropriation	Estimated expenditures, 1926 appropriation	Expended and obligated, 1925		
Departmental service.....	\$6, 000				
Field service.....	170, 000	\$30, 000	\$30, 000		
Total.....	176, 000	30, 000	30, 000		
Deduct for personal services included in objects named below (field).....	170, 000	30, 000	30, 000		
01 Total personal services.....	6, 000				
02 Supplies and materials (ammunition for target practice).....	231, 372	24, 900	19, 000		
Travel expenses:					
0600 Civilian employees.....	300				
0620 Officers.....	200				
06 Total travel expenses.....	500				
07 Transportation (ordnance materials).....	10, 000	100	75		
12 Repairs and alterations (war equipment).....	9, 000	10, 000	9, 781		
30 Equipment (arms, targets, accessories, etc.).....	20, 000	15, 000	19, 000		
Unobligated balance.....			2, 144		
Total.....	276, 872	50, 000	50, 000		
For alteration and maintenance of Seacoast Artillery, including the purchase and manufacture of machinery, tools, materials necessary for the work, and expenses of civilian mechanics [\$300,000] (<i>act Feb. 12, 1925, vol. 43, p. 915</i>) -----				200, 000. 00	
	Estimated expenditures, 1927 appropriation	Estimated expenditures, 1926 appropriation	Expended and obligated, 1925	\$983, 872. 00	\$937, 000. 00
Departmental service.....	\$15, 000	\$20, 000	\$20, 500		
Field service.....	150, 000	225, 000	225, 000		
Total.....	165, 000	245, 000	245, 500		
Deduct for personal services included in objects named below (field).....	150, 000	225, 000	225, 000		
01 Total personal services.....	15, 000	20, 000	20, 500		
02 Supplies and materials (photostatic supplies).....	2, 000	2, 000	2, 000		
Travel expenses:					
0600 Civilian employees.....	1, 000	1, 500	1, 500		
0620 Officers.....	500	500	500		
06 Travel expenses.....	1, 500	2, 000	2, 000		
07 Transportation (ordnance materials).....	1, 800	1, 800	1, 700		
12 Repairs and alterations (war equipment).....	179, 700	274, 200	273, 291		
Unobligated balance.....			509		
Total.....	200, 000	300, 000	300, 000		

Estimates of appropriations required for the service of the fiscal year ending June 30, 1927—Continued

General object (title of appropriation), date of acts, references to Statutes at Large, or to Revised Statutes, and estimated amount required for each detailed object				Total amount to be appropriated under each head of appropriation	Amount appropriated for the fiscal year ending June 30, 1926
Armament of Fortifications, Insular Possessions—					
For purchase, manufacture, and test of ammunition for seacoast cannon, including the necessary experiments in connection therewith, and the machinery necessary for its manufacture [\$236,600] (<i>act Feb. 12, 1925, vol. 43, p. 915</i>)-----				\$158, 100. 00	
	Estimated expenditures, 1927 appropriation	Estimated expenditures, 1926 appropriation	Expended and obligated, 1925		
Departmental service.....		\$9, 000	\$12, 000		
Field service.....	\$100, 000	175, 000	350, 000		
Total.....	100, 000	184, 000	362, 000		
Deduct for personal services included in objects named below (field).....	100, 000	175, 000	350, 000		
01 Total personal services.....		9, 000	12, 000		
02 Supplies and materials: Ammunition—powder, projectiles, explosives, etc.....	158, 100	224, 500	481, 409		
06 Travel expenses (civilian employees).....		100	100		
07 Transportation (ordnance materials).....		2, 000	3, 000		
13 Special and miscellaneous current expenses (experimental and development work).....		1, 000	2, 000		
Unobligated balance.....			1, 491		
Total.....	158, 100	236, 600	500, 000		
For alteration and maintenance of the seacoast artillery, including the purchase and manufacture of machinery, tools, and materials necessary for the work, and expenses of the civilian mechanics [\$80,000] (<i>act Feb. 12, 1925, vol. 43, p. 915</i>)-----				75, 000. 00	
	Estimated expenditures, 1927 appropriation	Estimated expenditures, 1926 appropriation	Expended and obligated, 1925	\$233, 100. 00	\$316, 600. 00
Departmental service.....	\$2, 000	\$2, 000	\$2, 500		
Field service.....	50, 000	50, 000	50, 000		
Total.....	52, 000	52, 000	52, 500		
Deduct for personal services included in objects named below (field).....	50, 000	50, 000	50, 000		
01 Total personal services.....	2, 000	2, 000	2, 500		
Travel expenses:					
0600 Civilian employees.....	1, 000	1, 000	3, 500		
0620 Officers.....	500	500	500		
06 Total travel expenses.....	1, 500	1, 500	4, 000		
07 Transportation (ordnance materials).....	1, 000	800	800		
12 Repairs and alterations (war equipment).....	70, 500	75, 700	69, 746		
Unobligated balance.....			2, 954		
Total.....	75, 000	80, 000	80, 000		
Armament of Fortifications, Panama Canal—					
For purchase, manufacture, and test of seacoast cannon for coast defense, including their carriages, sights, implements, equipments, and the machinery necessary for their manufacture [\$100,000] (<i>act Feb. 12, 1925, vol. 43, p. 915</i>)-----				55, 100. 00	
	Estimated expenditures, 1927 appropriation	Estimated expenditures, 1926 appropriation	Expended and obligated, 1925		
Departmental service.....		\$5, 000	\$5, 000		
Field service.....	\$45, 000	65, 000	95, 000		
Total.....	45, 000	70, 000	100, 000		
Deduct for personal services included in objects named below (field).....	45, 000	65, 000	95, 000		
01 Total personal services.....		5, 000	5, 000		
Travel expenses:					
0600 Civilian employees.....		200	300		
0620 Officers.....		200	200		
06 Total travel expenses.....		400	500		
07 Transportation (ordnance materials).....		2, 000	2, 000		
30 Equipment (machine guns, cannon, and accessories).....	55, 100	92, 600	142, 500		
Total.....	55, 100	100, 000	160, 000		

Estimates of appropriations required for the service of the fiscal year ending June 30, 1927—Continued

General object (title of appropriation), date of acts, references to Statutes at Large, or to Revised Statutes, and estimated amount required for each detailed object				Total amount to be appropriated under each head of appropriation	Amount appropriated for the fiscal year ending June 30, 1926
Armament of Fortifications, Panama Canal—Continued.					
For the purchase, manufacture, and test of ammunition for seacoast and land defense cannon, including the necessary experiments in connection therewith, and the machinery necessary for its manufacture [\$200,000] (act Feb. 12, 1925, vol. 43, p. 915)-----				\$95, 350. 00	
	Estimated expenditures, 1927 appropriation	Estimated expenditures, 1926 appropriation	Expended and obligated, 1925		
Departmental service-----		\$8, 000	\$5, 600		
Field service-----	\$80, 000	125, 000	125, 000		
Total-----	80, 000	133, 000	130, 600		
Deduct for personal services included in objects named below (field)-----	80, 000	125, 000	125, 000		
01 Total personal services-----		8, 000	5, 600		
02 Supplies and materials: Ammunition—powder, projectiles, explosives, etc.-----	95, 350	191, 300	193, 186		
Travel expenses:					
0600 Civilian employees-----		200	200		
0620 Officers-----		200	200		
06 Total travel expenses-----		400	400		
07 Transportation (ordnance materials)-----		300	300		
Unobligated balance-----			514		
Total-----	95, 350	200, 000	200, 000		
For the alteration and maintenance and installation of the seacoast artillery, including the purchase and manufacture of machinery, tools, and materials necessary for the work, and expenses of civilian mechanics [\$60,000] (act Feb. 12, 1925, vol. 43, p. 915)-----				50, 000. 00	
	Estimated expenditures, 1927 appropriation	Estimated expenditures, 1926 appropriation	Expended and obligated, 1925	\$200, 450. 00	\$360, 000. 00
Departmental service-----	\$1, 000	\$1, 000	\$1, 000		
Field service-----	35, 000	35, 000	35, 000		
Total-----	36, 000	36, 000	36, 000		
Deduct for personal services included in objects named below (field)-----	35, 000	35, 000	35, 000		
01 Total personal services-----	1, 000	1, 000	1, 000		
Travel expenses:					
0600 Civilian employees-----	800	800	800		
0620 Officers-----	200	200	200		
06 Total travel expenses-----	1, 000	1, 000	1, 000		
07 Transportation (ordnance materials)-----	200	200	200		
12 Repairs and alterations (war equipment)-----	47, 800	57, 800	57, 491		
Unobligated balance-----			309		
Total-----	50, 000	60, 000	60, 000		
Total, fortifications, under the Ordnance Department-----				1, 417, 422. 00	1, 613, 600. 00
Total, military, under Ordnance Department-----				9, 323, 557. 00	7, 384, 150. 00

Estimates of appropriations required for the service of the fiscal year ending June 30, 1927—Continued

General object (title of appropriation), date of acts, references to Statutes at Large, or to Revised Statutes, and estimated amount required for each detailed object				Total amount to be appropriated under each head of appropriation	Amount appropriated for the fiscal year ending June 30, 1926
DEPARTMENTAL					
Salaries, Office of the Chief of Ordnance—					
Salaries: For personal services in the District of Columbia in accordance with the classification act of 1923 (<i>act Feb. 12, 1925, vol. 43, p. 915</i>)-----				\$158, 770. 00	\$159, 652. 00
	Estimated expenditures, 1927 appropriation	Estimated expenditures, 1926 appropriation	Expended and obligated, 1925		
Departmental service:					
Salaries—					
Clerical, administrative, and fiscal service—	<i>Average—</i>	<i>Average—</i>	<i>Average—</i>		
Grade 9, \$3,000 to \$3,600; average, \$3,300—	No. 1 Salary \$3,000	No. 1 Salary \$3,000	No. 1 Salary \$3,000		
Senior administrative assistant (chief clerk)-----	4 2,200	4 2,200	4 2,200		
Grade 5, \$1,860 to \$2,400; average, \$2,100—					
Senior clerks-----	4 1,995	4 1,995	4 1,995		
Grade 4, \$1,680 to \$2,040; average, \$1,860—					
Clerks-----	10 1,878	10 1,878	10 1,878		
Clerk-stenographers-----					
Grade 3, \$1,500 to \$1,860; average, \$1,680—					
Assistant clerks-----	11 1,713	11 1,713	10½ 1,711		
Assistant clerk-stenographers-----	13 1,694	13 1,694	12½ 1,703		
Grade 2, \$1,320 to \$1,680; average, \$1,500—					
Junior clerks-----	7 1,543	7 1,543	7 1,543		
Senior typists-----	3 1,440	3 1,440	3 1,440		
Junior stenographers-----	2 1,380	2 1,380	2 1,380		
Junior clerk-typists-----	10 1,464	10 1,464	10½ 1,463		
Junior clerk-stenographers-----	21 1,457	21 1,457	22½ 1,442		
Grade 1, \$1,140 to \$1,500; average, \$1,320—					
Underclerks-----	4 1,395	4 1,395	3½ 1,394		
Underclerk-typists-----	3 1,320	3 1,320	3 1,320		
Subprofessional service—					
Grade 5, \$1,680 to \$2,040; average, \$1,680—					
Library assistant-----	1 1,680	1 1,680	1 1,680		
Grade 4, \$1,500 to \$1,860; average, \$1,680—					
Assistant social worker-----	1 1,860	1 1,860	1 1,860		
Custodial service—					
Grade 3, \$1,020 to \$1,260; average, \$1,140—					
Messengers-----	3 1,050	4 1,050	4 1,050		
Total average number of employees-----	98	99	100½		
Total salaries, departmental service-----	158, 770	159, 820	162, 040		
Difference between 1927 and 1926 is due to decrease in force, \$1,050.					

The services of skilled draftsmen and such other services as the Secretary of War may deem necessary may be employed only in the office of the Chief of Ordnance to carry into effect the various appropriations for the armament of fortifications and for the arming and equipping of the National Guard, to be paid from such appropriations: *Provided*, That the entire expenditures for this purpose for the fiscal year [1926] 1927 shall not exceed [\$260,000] \$250,000, and the Secretary of War shall each year, in the Budget, report to Congress the number of persons so employed, their duties, and the amount paid to each (*act Feb. 12, 1925, vol. 43, p. 915*).

	Estimated expenditures, 1927 appropriation	Estimated expenditures, 1926 appropriation	Expended and obligated, 1925		
Allotment roll (lump-sum authorization):					
Salaries—					
Professional and scientific service—	<i>Average—</i>	<i>Average—</i>	<i>Average—</i>		
Grade 5, \$5,200 to \$6,000; average, \$5,600—	No. 6 Salary \$5,167	No. 6 Salary \$5,167	No. 6 Salary \$5,167		
Senior engineers-----	9 3,889	9 3,889	9 3,889		
Grade 4, \$3,800 to \$5,000; average, \$4,400—					
Engineers-----	1 4,000	1 4,000	1 4,000		
Attorney-----					
Grade 3, \$3,000 to \$3,600; average, \$3,300—					
Associate engineers-----	10 3,120	10 3,120	10 3,120		
Associate attorney-----	1 3,000	1 3,000	1 3,000		
Grade 2, \$2,400 to \$3,000; average, \$2,700—					
Assistant engineers-----	8 2,690	10 2,690	10½ 2,690		
Grade 1, \$1,860 to \$2,400; average, \$2,100—					
Junior engineer-----	1 2,200	1 2,200	1 2,200		
Subprofessional service—					
Grade 8, \$2,400 to \$3,000; average, \$2,700—					
Chief engineering draftsmen-----	2 2,600	2 2,600	2 2,600		
Grade 7, \$2,100 to \$2,700; average, \$2,400—					
Principal engineering draftsmen-----	4 2,375	4 2,375	3½ 2,374		
Grade 6, \$1,860 to \$2,400; average, \$2,100—					
Senior engineering draftsmen-----	8 2,176	10 2,176	10 2,176		
Grade 5, \$1,680 to \$2,040; average, \$1,860—					
Engineering draftsmen-----	4 1,785	4 1,785	4 1,785		
Grade 3, \$1,320 to \$1,680; average, \$1,500—					
Junior engineering draftsmen-----	2 1,440	2 1,440	2 1,440		
Underlibrary assistant-----	1 1,320	1 1,320	1 1,320		
Grade 2, \$1,140 to \$1,500; average, \$1,320—					
Apprentice engineering draftsmen-----	6 1,140	6 1,140	7½ 1,140		

Estimates of appropriations required for the service of the fiscal year ending June 30, 1927—Continued

General object (title of appropriation), date of acts, references to Statutes at Large, or to Revised Statutes, and estimated amount required for each detailed object	Total amount to be appropriated under each head of appropriation			Amount appropriated for the fiscal year ending June 30, 1926		
<i>Salaries, Office of the Chief of Ordnance—Continued.</i>						
	Estimated expenditures, 1927 appropriation		Estimated expenditures, 1926 appropriation		Expended and obligated, 1925	
Alotment roll (lump-sum authorization)—Continued.						
Salaries—Continued.						
Clerical, administrative, and fiscal service—						
Grade 8, \$2,700 to \$3,300; average, \$3,000—	No.	Average—Salary	No.	Average—Salary	No.	Average—Salary
Administrative assistants	2	\$2,700	2	\$2,700	2	\$2,700
Grade 7, \$2,400 to \$3,000; average, \$2,700—						
Junior administrative assistants	2	2,750	2	2,750	2	2,750
Grade 6, \$2,100 to \$2,700; average, \$2,400—						
Principal clerks	4	2,400	4	2,400	4	2,400
Grade 5, \$1,860 to \$2,400; average, \$2,100—						
Senior clerks	8	2,288	8	2,288	8	2,288
Grade 4, \$1,680 to \$2,040; average, \$1,860—						
Clerk	1	2,040	1	2,040	1	2,040
Grade 3, \$1,500 to \$1,860; average, \$1,680—						
Assistant clerks	2	1,770	2	1,770	2	1,770
Assistant clerk-stenographers	5	1,608	5	1,608	5	1,608
Grade 2, \$1,320 to \$1,680; average, \$1,500—						
Junior clerk-stenographers	3	1,360	3	1,360	4	1,350
Junior clerk-typists	6	1,380	6	1,380	6	1,380
Junior stenographer	1	1,320	1	1,320	1	1,320
Grade 1, \$1,140 to \$1,500; average, \$1,320—						
Underclerk typist	1	1,260	1	1,260	1	1,260
Custodial service—						
Grade 3, \$1,020 to \$1,260; average, \$1,140—						
Messengers	4	1,080	4	1,080	4 1/2	1,071
Total average number of employees	102		106		109	
Total salaries, allotment roll		250,000		259,620		263,704
Difference between 1927 and 1926 is due to decrease in force, \$9,620.						
Field service:						
Salaries and wages—						
Salary range, \$7,500 and over—						
Director of metallurgical research	1	7,500	1	7,500	1	7,500
Salary range, \$6,000 to \$7,500; average, \$6,750—						
Mechanical engineer	1	6,000	1	6,000	1	6,000
Ordnance engineer	1	6,000	1	6,000	1	6,000
Salary range, \$5,200 to \$6,000; average, \$5,600—						
Ordnance research engineer	1	5,200	1	5,200	1	5,200
Salary range, \$3,800 to \$5,000; average, \$4,400—						
Automotive engineer	1	5,000	1	5,000	1	5,000
Member nitro sales committee	1	4,800	1	4,800	1	4,800
Chief draftsman	1	4,200	1	4,200	1	4,200
Research physicist	1	4,200	1	4,200	1	4,200
Explosives chemical engineer	1	4,000	1	4,000	1	4,000
Pyrotechnic engineer	1	4,000	1	4,000	1	4,000
Automatic rifle designer	1	4,000	1	4,000	1	4,000
Caterpillar artillery vehicle expert	1	3,900	1	3,900	1	3,900
Chemist	1	3,800	1	3,800	1	3,800
Master mechanic	1	3,800	1	3,800	1	3,800
Salary range, \$3,300 to \$3,900; average, \$3,600—						
Armament foreman	1	3,630	1	3,630	1	3,630
Assistant superintendent of production	1	3,600	1	3,600	1	3,600
Plant engineer	1	3,600	1	3,600	1	3,600
Foreman small arms ammunition department	1	3,600	1	3,600	1	3,600
Optical engineers	2	3,520	2	3,520	2	3,520
General foreman	1	3,500	1	3,500	1	3,500
Mechanical foreman	1	3,500	1	3,500	1	3,500
Superintendent of production	1	3,500	1	3,500	1	3,500
Chief draftsman	2	3,450	2	3,450	2	3,450
Ordnance engineers	6	3,400	6	3,400	6	3,400
Chemists	2	3,400	2	3,400	2	3,400
Clerks, special	4	3,315	4	3,315	4	3,315
Mechanical engineers	2	3,300	2	3,300	2	3,300
Foreman, woodworking department	1	3,300	1	3,300	1	3,300
Salary range, \$3,000 to \$3,600; average, \$3,300—						
Foreman, artillery vehicle machine shop	1	3,240	1	3,240	1	3,240
Foreman, shop plant department	1	3,240	1	3,240	1	3,240
Foreman, planning department	1	3,240	1	3,240	1	3,240
Foreman, electrical department	1	3,240	1	3,240	1	3,240
Master mechanics	4	3,200	4	3,200	4	3,200
Cost accountant	1	3,200	1	3,200	1	3,200
Foreman, armament	1	3,124	1	3,124	1	3,124
Foreman, general	1	3,100	1	3,100	1	3,100
Foremen, machine shop	3	3,088	3	3,088	3	3,088
Foreman, powder plant	1	3,000	1	3,000	1	3,000
Foreman, ammunition	1	3,000	1	3,000	1	3,000
Plant engineer	1	3,000	1	3,000	1	3,000
Automotive engineer	1	3,000	1	3,000	1	3,000
Research engineer	1	3,000	1	3,000	1	3,000
Chief chemist	1	3,000	1	3,000	1	3,000
Metallurgical chemist	1	3,000	1	3,000	1	3,000
Draftsman, squad boss	1	3,000	1	3,000	1	3,000
Salary range, \$2,700 to \$3,300; average, \$3,000—						
Chief draftsmen	2	2,950	2	2,950	2	2,950
General foremen	2	2,900	2	2,900	2	2,900
Superintendent, magazine area	1	2,900	1	2,900	1	2,900
Inspector, ordnance material	1	2,900	1	2,900	1	2,900
Foremen, armament	4	2,880	4	2,880	4	2,880
Foremen, breech mechanism shop	1	2,880	1	2,880	1	2,880
Clerks, special	13	2,857	13	2,857	13	2,857
Instrument makers	2	2,856	2	2,856	2	2,856
Ordnance engineers	4	2,850	4	2,850	4	2,850

Estimates of appropriations required for the service of the fiscal year ending June 30, 1927—Continued

General object (title of appropriation), date of acts, references to Statutes at Large, or to Revised Statutes, and estimated amount required for each detailed object				Total amount to be appropriated under each head of appropriation	Amount appropriated for the fiscal year ending June 30, 1926
<i>Salaries, Office of the Chief of Ordnance—Continued.</i>					
	Estimated expenditures, 1927 appropriation	Estimated expenditures, 1926 appropriation	Expended and obligated, 1925		
Field service—Continued.					
Salaries and wages—Continued.					
Salary range, \$2,700 to \$3,300; average, \$3,000—Con.	Average— No. Salary	Average— No. Salary	Average— No. Salary		
Computers.....	3 \$2,833	3 \$2,833	3 \$2,833		
Machinists, armament.....	2 2,804	2 2,804	2 2,804		
Machinist, resident.....	1 2,804	1 2,804	1 2,804		
Machinist, special.....	1 2,804	1 2,804	1 2,884		
Foreman, proof assistant.....	1 2,800	1 2,800	1 2,800		
Foreman, mechanical trades.....	1 2,760	1 2,760	1 2,760		
Armorer.....	1 2,751	1 2,751	1 2,751		
Draftsmen, mechanical.....	3 2,750	3 2,750	3 2,750		
Foreman, armament.....	1 2,700	1 2,700	1 2,700		
Foremen, general.....	2 2,700	2 2,700	2 2,700		
Foreman, artillery shop.....	1 2,700	1 2,700	1 2,700		
Foreman, millwright.....	1 2,700	1 2,700	1 2,700		
Foreman, carpenter.....	1 2,700	1 2,700	1 2,700		
Superintendent of plant.....	1 2,700	1 2,700	1 2,700		
Master mechanic.....	1 2,700	1 2,700	1 2,700		
Chief engineer.....	1 2,700	1 2,700	1 2,700		
Electrical engineer.....	1 2,700	1 2,700	1 2,700		
Chemists.....	2 2,700	2 2,700	2 2,700		
Inspector of ordnance.....	1 2,700	1 2,700	1 2,700		
Salary range, \$2,400 to \$3,000; average, \$2,700—					
Foreman, foundry.....	1 2,652	1 2,652	1 2,652		
Foreman, bridges.....	1 2,652	1 2,652	1 2,652		
Foreman, tin shop.....	1 2,650	1 2,650	1 2,650		
Foremen, ammunition.....	5 2,648	5 2,648	5 2,648		
Foreman, mechanics.....	1 2,640	1 2,640	1 2,640		
Foreman, proof house.....	1 2,640	1 2,640	1 2,640		
Wireman.....	1 2,620	1 2,620	1 2,620		
Foreman, mechanical trades.....	1 2,604	1 2,604	1 2,604		
Foreman, bag-loading plant.....	1 2,600	1 2,600	1 2,600		
Foreman, pipe shop.....	1 2,600	1 2,600	1 2,600		
Foreman, shell loading.....	1 2,600	1 2,600	1 2,600		
Proof director.....	1 2,600	1 2,600	1 2,600		
Draftsmen, designing.....	3 2,600	3 2,600	3 2,600		
Foreman, hydraulic press department.....	1 2,592	1 2,592	1 2,592		
Foremen, tool maker.....	3 2,563	3 2,563	3 2,563		
Chemists.....	5 2,560	5 2,560	5 2,560		
Inspectors, ordnance material.....	2 2,550	2 2,550	2 2,550		
Foreman, assistant machinist.....	1 2,554	1 2,554	1 2,554		
Foremen, electric shop.....	5 2,542	5 2,542	5 2,542		
Foremen, inspector.....	3 2,536	3 2,536	3 2,536		
Machinists, armament.....	5 2,532	5 2,532	5 2,532		
Production assistants, estimator.....	7 2,528	7 2,528	7 2,528		
Foremen, equipment.....	2 2,526	2 2,526	2 2,526		
Foremen, machine shop.....	5 2,519	5 2,519	5 2,519		
Foremen, armament.....	10 2,516	10 2,516	10 2,516		
Chemists, assistant.....	4 2,500	4 2,500	4 2,500		
Engineers, pyrotechnic.....	2 2,500	2 2,500	2 2,500		
Master mechanic.....	1 2,500	1 2,500	1 2,500		
Metallurgical assistant.....	1 2,500	1 2,500	1 2,500		
Inspector, assistant, ordnance material.....	1 2,500	1 2,500	1 2,500		
Computer.....	1 2,500	1 2,500	1 2,500		
Accountant.....	1 2,500	1 2,500	1 2,500		
Machinists, resident.....	2 2,490	2 2,490	2 2,490		
Foremen, shops.....	2 2,490	2 2,490	2 2,490		
Clerks, special.....	29 2,483	29 2,483	29 2,483		
Draftsmen, mechanical.....	17 2,476	17 2,476	17 2,476		
Storekeepers.....	6 2,450	6 2,450	6 2,450		
Foremen, assistant.....	3 2,437	3 2,437	3 2,437		
Foreman, general labor.....	1 2,412	1 2,412	1 2,412		
Foreman, blacksmith.....	1 2,412	1 2,412	1 2,412		
Foremen, plumber.....	2 2,406	2 2,406	2 2,406		
Foremen, carpenter.....	2 2,403	2 2,403	2 2,403		
Foreman, storekeeper.....	1 2,400	1 2,400	1 2,400		
Foreman, painter.....	1 2,400	1 2,400	1 2,400		
Foreman, molder.....	1 2,400	1 2,400	1 2,400		
Foreman, sheet and drawn metal shop.....	1 2,400	1 2,400	1 2,400		
Foreman, planning room.....	1 2,400	1 2,400	1 2,400		
Foreman, case shop.....	1 2,400	1 2,400	1 2,400		
Foreman, construction.....	1 2,400	1 2,400	1 2,400		
Foreman, sorting shop.....	1 2,400	1 2,400	1 2,400		
Foreman, water and sewage.....	1 2,400	1 2,400	1 2,400		
Foreman, small arms.....	1 2,400	1 2,400	1 2,400		
Foreman, storehouse.....	1 2,400	1 2,400	1 2,400		
Proof directors.....	4 2,400	4 2,400	4 2,400		
Inspectors, tanks and tractors.....	2 2,400	2 2,400	2 2,400		
Inspectors, tanks.....	6 2,400	6 2,400	6 2,400		
Engineers of tests.....	3 2,400	3 2,400	3 2,400		
Superintendent of supplies.....	1 2,400	1 2,400	1 2,400		
Chemist, junior.....	1 2,400	1 2,400	1 2,400		
Yardmaster.....	1 2,400	1 2,400	1 2,400		
Surveillance inspectors.....	2 2,400	2 2,400	2 2,400		
Mechanical estimator.....	1 2,400	1 2,400	1 2,400		
Physicist, associate.....	1 2,400	1 2,400	1 2,400		
Machinist general.....	1 2,400	1 2,400	1 2,400		
Foreman, mechanical trades.....	1 2,364	1 2,364	1 2,364		
Gang bosses.....	5 2,340	5 2,340	5 2,340		
Foreman, water and drainage.....	1 2,328	1 2,328	1 2,328		
Fire chief.....	1 2,304	1 2,304	1 2,304		
Foreman, patternmaker.....	1 2,304	1 2,304	1 2,304		
Foreman, heat treatment.....	1 2,304	1 2,304	1 2,304		
Foremen, shop.....	6 2,303	6 2,303	6 2,303		

Estimates of appropriations required for the service of the fiscal year ending June 30, 1927—Continued

General object (title of appropriation), date of acts, references to Statutes at Large, or to Revised Statutes, and estimated amount required for each detailed object	Total amount to be appropriated under each head of appropriation				Amount appropriated for the fiscal year ending June 30, 1926
<i>Salaries, Office of the Chief of Ordnance—Continued.</i>					
	Estimated expenditures, 1927 appropriation	Estimated expenditures, 1926 appropriation	Expended and obligated, 1925		
Field service—Continued.					
Salaries and wages—Continued.					
Salary range, \$2,400 to \$3,000; average \$2,700—Con.	<i>Average—</i>	<i>Average—</i>	<i>Average—</i>		
	No. Salary	No. Salary	No. Salary		
Foreman, assistant, powder plant.....	1 \$2,300	1 \$2,300	1 \$2,300		
Draftsmen, designing.....	2 2,300	2 2,300	2 2,300		
Master armorer.....	1 2,300	1 2,300	1 2,300		
Clerk.....	1 2,300	1 2,300	1 2,300		
Engineer, chemical.....	1 2,300	1 2,300	1 2,300		
Proof director.....	1 2,300	1 2,300	1 2,300		
Subinspectors.....	5 2,292	5 2,292	5 2,292		
Repairman, traveling armament.....	1 2,279	1 2,279	1 2,279		
Foremen, assistant machinists.....	8 2,261	8 2,261	8 2,261		
Foreman, primer shop.....	1 2,256	1 2,256	1 2,256		
Carpenters.....	6 2,253	6 2,253	6 2,253		
Jeweler.....	1 2,253	1 2,253	1 2,253		
Foreman, operators.....	1 2,250	1 2,250	1 2,250		
Foreman, carpenter.....	1 2,250	1 2,250	1 2,250		
Foreman, ammunition assembler.....	1 2,250	1 2,250	1 2,250		
Foreman, lens grinder.....	1 2,250	1 2,250	1 2,250		
Foreman, case shop.....	1 2,250	1 2,250	1 2,250		
Accountants.....	2 2,250	2 2,250	2 2,250		
Production assistants.....	12 2,212	12 2,212	12 2,212		
Toolmakers.....	15 2,212	15 2,212	15 2,212		
Foreman, paint and wood department.....	1 2,208	1 2,208	1 2,208		
Foreman, painter.....	1 2,208	1 2,208	1 2,208		
Foreman, boiler house.....	1 2,208	1 2,208	1 2,208		
Draftsmen, mechanical.....	14 2,207	14 2,207	14 2,207		
Machinists, resident.....	20 2,205	20 2,205	20 2,205		
Electrician.....	1 2,204	1 2,204	1 2,204		
Foremen, ammunition.....	2 2,200	2 2,200	2 2,200		
Gage checkers.....	2 2,200	2 2,200	2 2,200		
Estimators.....	5 2,200	5 2,200	5 2,200		
Computer.....	1 2,200	1 2,200	1 2,200		
Chemist, assistant.....	1 2,200	1 2,200	1 2,200		
Foreman, laborers.....	1 2,200	1 2,200	1 2,200		
Foreman, material keeper.....	1 2,200	1 2,200	1 2,200		
Armorer.....	1 2,200	1 2,200	1 2,200		
Foremen, machinist.....	5 2,190	5 2,190	5 2,190		
Instrument makers.....	5 2,189	5 2,189	5 2,189		
Foreman, machinist.....	1 2,160	1 2,160	1 2,160		
Instructor, mechanical, ordnance school.....	1 2,160	1 2,160	1 2,160		
Machinists, general.....	11 2,157	11 2,157	11 2,157		
Repairmen, tractor.....	3 2,153	3 2,153	2 2,153		
Storekeeper.....	1 2,136	1 2,136	1 2,136		
Diesinker.....	1 2,128	1 2,128	1 2,128		
Printer.....	1 2,128	1 2,128	1 2,128		
Machinists, armament.....	24 2,125	24 2,125	24 2,125		
Foreman, garage.....	1 2,124	1 2,124	1 2,124		
Clerks, special.....	27 2,123	27 2,123	27 2,123		
Pipe fitters.....	3 2,103	3 2,103	3 2,103		
Proof assistant.....	1 2,100	1 2,100	1 2,100		
Magazine keeper.....	1 2,100	1 2,100	1 2,100		
Blacksmith.....	1 2,100	1 2,100	1 2,100		
Enginemaster, stationary.....	1 2,100	1 2,100	1 2,100		
Inspector, surveillance.....	1 2,100	1 2,100	1 2,100		
Inspectors, ordnance material.....	3 2,100	3 2,100	3 2,100		
Tool designer.....	1 2,100	1 2,100	1 2,100		
Gage designer.....	1 2,100	1 2,100	1 2,100		
Foreman, police.....	1 2,100	1 2,100	1 2,100		
Foreman, planning department.....	1 2,100	1 2,100	1 2,100		
Foreman, shell shop.....	1 2,100	1 2,100	1 2,100		
Foreman, boxing and packing.....	1 2,100	1 2,100	1 2,100		
Foreman, plating.....	1 2,100	1 2,100	1 2,100		
Foreman, assistant, powder and loading.....	1 2,100	1 2,100	1 2,100		
Foreman, auto-repair shop.....	1 2,100	1 2,100	1 2,100		
Foreman, small-arms shop.....	1 2,100	1 2,100	1 2,100		
Foreman, assistant pipe fitter.....	1 2,064	1 2,064	1 2,064		
Pattern makers.....	6 2,040	6 2,040	6 2,040		
Repairmen, auto.....	2 2,029	2 2,029	2 2,029		
Sheet-metal workers.....	3 2,003	3 2,003	3 2,003		
Metal-plater.....	1 2,003	1 2,003	1 2,003		
Engine-men, locomotive.....	2 2,003	2 2,003	2 2,003		
Machinists, armament.....	8 2,003	8 2,003	8 2,003		
Inspector, surveillance.....	1 2,000	1 2,000	1 2,000		
Laboratory assistant.....	1 2,000	1 2,000	1 2,000		
Foreman, shop.....	1 2,000	1 2,000	1 2,000		
Foreman, storehouse.....	1 2,000	1 2,000	1 2,000		
Proof director.....	1 2,000	1 2,000	1 2,000		
Subinspectors.....	19 1,994	19 1,994	19 1,994		
Millwrights.....	9 1,992	9 1,992	9 1,992		
Proof assistants.....	3 1,987	3 1,987	3 1,987		
Plumbers.....	4 1,984	4 1,984	4 1,984		
Repairmen, tractor.....	23 1,972	23 1,972	23 1,972		
Tool hardeners.....	3 1,970	3 1,970	3 1,970		
Blacksmiths.....	4 1,960	4 1,960	4 1,960		
Instrument makers.....	14 1,960	14 1,960	14 1,960		
Foremen, assembler.....	2 1,956	2 1,956	2 1,956		
Foreman, painter.....	1 1,956	1 1,956	1 1,956		
Steamfitters.....	2 1,950	2 1,950	2 1,950		
Launch captain.....	1 1,944	1 1,944	1 1,944		
Machinists.....	107 1,940	73 1,940	102 1,940		
Enginemaster, stationary.....	13 1,938	13 1,938	13 1,938		
Toolmakers.....	57 1,937	57 1,937	57 1,937		
Printers.....	2 1,936	2 1,936	2 1,936		

Estimates of appropriations required for the service of the fiscal year ending June 30, 1927—Continued

General object (title of appropriation), date of acts, references to Statutes at Large, or to Revised Statutes, and estimated amount required for each detailed object				Total amount to be appropriated under each head of appropriation	Amount appropriated for the fiscal year ending June 30, 1926
<i>Salaries, Office of the Chief of Ordnance—Continued.</i>					
Field service—Continued.					
Salaries and wages—Continued.					
Salary range, \$2,400 to \$3,000; average \$2,700—Con.	<i>Average—</i>	<i>Average—</i>	<i>Average—</i>		
	<i>No. Salary</i>	<i>No. Salary</i>	<i>No. Salary</i>		
Diemakers.....	4 \$1,928	4 \$1,928	4 \$1,928		
Gang bosses.....	9 1,926	9 1,926	9 1,926		
Draftsmen, mechanical.....	8 1,923	8 1,923	8 1,923		
Carpenters.....	12 1,922	12 1,922	12 1,922		
Chemist.....	1 1,920	1 1,920	1 1,920		
Chemist, assistants.....	2 1,920	2 1,920	2 1,920		
Repairman, traveling armament.....	1 1,920	1 1,920	1 1,920		
Foreman, testing ground.....	1 1,920	1 1,920	1 1,920		
Foremen, ballistic.....	2 1,908	2 1,908	2 1,908		
Production assistants.....	11 1,906	11 1,906	11 1,906		
Boilermakers.....	2 1,903	2 1,903	2 1,903		
Foreman, paint and woodworking department.....	1 1,903	1 1,903	1 1,903		
Molder.....	1 1,903	1 1,903	1 1,903		
Pattern maker.....	1 1,903	1 1,903	1 1,903		
Foreman, assistant paint shop.....	1 1,900	1 1,900	1 1,900		
Foreman, roundhouse.....	1 1,900	1 1,900	1 1,900		
Engineman, crane.....	1 1,900	1 1,900	1 1,900		
Storekeepers.....	7 1,897	7 1,897	7 1,897		
Clerks.....	11 1,895	11 1,895	11 1,895		
Electricians.....	10 1,890	10 1,890	10 1,890		
Painters.....	5 1,890	5 1,890	5 1,890		
Police sergeants.....	2 1,890	2 1,890	2 1,890		
Foremen, mechanical trades.....	2 1,884	2 1,884	2 1,884		
Gage checkers.....	4 1,884	4 1,884	4 1,884		
Pad maker.....	1 1,884	1 1,884	1 1,884		
Clerks, special.....	11 1,882	11 1,882	11 1,882		
Gage makers.....	6 1,882	6 1,882	6 1,882		
Auto mechanic.....	1 1,878	1 1,878	1 1,878		
Cement finisher.....	1 1,878	1 1,878	1 1,878		
Foreman, small arms.....	1 1,878	1 1,878	1 1,878		
Foreman, assistant.....	1 1,878	1 1,878	1 1,878		
Lens grinders.....	2 1,878	2 1,878	2 1,878		
Mason.....	1 1,878	1 1,878	1 1,878		
Pipe fitter.....	1 1,878	1 1,878	1 1,878		
Steam fitter.....	1 1,878	1 1,878	1 1,878		
Tinsmith.....	1 1,878	1 1,878	1 1,878		
Leather cutter.....	1 1,878	1 1,878	1 1,878		
Yardmaster.....	1 1,878	1 1,878	1 1,878		
Firemen, stationary.....	3 1,873	3 1,873	3 1,873		
Belt adjuster.....	1 1,870	1 1,870	1 1,870		
Welder, acetylene.....	1 1,870	1 1,870	1 1,870		
Accountant.....	1 1,860	1 1,860	1 1,860		
Computers.....	4 1,860	4 1,860	4 1,860		
Foreman, track.....	1 1,860	1 1,860	1 1,860		
Clerks.....	3 1,860	3 1,860	3 1,860		
Timekeeper.....	1 1,860	1 1,860	1 1,860		
Drop forgers.....	2 1,853	2 1,853	2 1,853		
Enginemen, stationary.....	5 1,836	5 1,836	5 1,836		
Millwright.....	1 1,827	1 1,827	1 1,827		
Printers.....	5 1,823	5 1,823	5 1,823		
Chief fire fighters.....	3 1,816	3 1,816	3 1,816		
Boilermakers.....	2 1,808	2 1,808	2 1,808		
Enginemen, locomotive.....	2 1,812	2 1,812	2 1,812		
Molders.....	3 1,803	3 1,803	3 1,803		
Operators, automatic screw.....	5 1,803	5 1,803	5 1,803		
Operators, explosives.....	6 1,803	6 1,803	6 1,803		
Electricians.....	7 1,802	7 1,802	7 1,802		
Chief checker.....	1 1,800	1 1,800	1 1,800		
Conductors, railroad.....	2 1,800	2 1,800	2 1,800		
Dispatcher.....	1 1,800	1 1,800	1 1,800		
Draftsman, copyist.....	1 1,800	1 1,800	1 1,800		
Foreman, assistant experimental loading.....	1 1,800	1 1,800	1 1,800		
Foremen, fuse loading.....	2 1,800	2 1,800	2 1,800		
Foreman, explosives handlers.....	1 1,800	1 1,800	1 1,800		
Foreman, garage.....	1 1,800	1 1,800	1 1,800		
Foreman, gardener.....	1 1,800	1 1,800	1 1,800		
Foreman, general.....	1 1,800	1 1,800	1 1,800		
Foreman, mechanical trades.....	1 1,800	1 1,800	1 1,800		
Foreman, police.....	1 1,800	1 1,800	1 1,800		
Foreman, stables.....	1 1,800	1 1,800	1 1,800		
Foreman, storehouse.....	1 1,800	1 1,800	1 1,800		
Magazine keeper.....	1 1,800	1 1,800	1 1,800		
Mechanic, small arms.....	1 1,800	1 1,800	1 1,800		
Repairman, maintenance.....	1 1,800	1 1,800	1 1,800		
Skilled workmen.....	2 1,800	2 1,800	2 1,800		
Production assistants.....	2 1,790	2 1,790	2 1,790		
Steam fitters.....	3 1,789	3 1,789	3 1,789		
Foreman, labor.....	1 1,788	1 1,788	1 1,788		
Machinists, armament.....	18 1,783	18 1,783	18 1,783		
Repairmen, auto.....	6 1,782	6 1,782	2 1,782		
Jewelers.....	3 1,778	3 1,778	3 1,778		
Pattern makers.....	2 1,778	2 1,778	2 1,778		
Rigger.....	1 1,778	1 1,778	1 1,778		
Tool hardener.....	1 1,778	1 1,778	1 1,778		
Photographers.....	2 1,776	2 1,776	2 1,776		
Gang bosses.....	3 1,770	3 1,770	3 1,770		
Machinists.....	74 1,770	74 1,770	74 1,770		
Toolmakers.....	11 1,769	11 1,769	11 1,769		
Enginemen, crane.....	4 1,765	4 1,765	4 1,765		
Carpenters.....	25 1,755	25 1,755	25 1,755		
Enginemen, power roller.....	2 1,753	2 1,753	2 1,753		

Estimates of appropriations required for the service of the fiscal year ending June 30, 1927—Continued

General object (title of appropriation), date of acts, references to Statutes at Large, or to Revised Statutes, and estimated amount required for each detailed object	Total amount to be appropriated under each head of appropriation			Amount appropriated for the fiscal year ending June 30, 1926
<i>Salaries, Office of the Chief of Ordnance—Continued.</i>				
Field service—Continued.	Estimated expenditures, 1927 appropriation	Estimated expenditures, 1926 appropriation	Expended and obligated, 1926	
Salaries and wages—Continued.	Average—	Average—	Average—	
Salary range, \$2,400 to \$3,000; average \$2,700—Con.	No. Salary	No. Salary	No. Salary	
Foreman, assistant labor	1 \$1,753	1 \$1,753	1 \$1,753	
Foreman, assistant cloth and leather	1 1,753	1 1,753	1 1,753	
Instrument makers	7 1,753	7 1,753	7 1,753	
Masons	2 1,753	2 1,753	2 1,753	
Operating machines	3 1,753	3 1,753	3 1,753	
Painters	2 1,753	2 1,753	2 1,753	
Tinsmith	1 1,753	1 1,753	1 1,753	
Workers, sheet metal	2 1,753	2 1,753	2 1,753	
Gauge checker	1 1,752	1 1,752	1 1,752	
Riveter	1 1,752	1 1,752	1 1,752	
Firemen, stationary	8 1,751	8 1,751	8 1,751	
Subinspectors	5 1,751	5 1,751	5 1,751	
Laboratory assistant	1 1,750	1 1,750	1 1,750	
Switchboard assistants	7 1,748	7 1,748	7 1,748	
Repairmen, tractor	7 1,747	7 1,747	7 1,747	
Proof assistants	8 1,742	8 1,742	8 1,742	
Blacksmiths	10 1,740	10 1,740	10 1,740	
Plumbers	2 1,740	2 1,740	2 1,740	
Storekeepers	9 1,740	9 1,740	9 1,740	
Chauffeurs	5 1,736	5 1,736	5 1,736	
Clerks, special	13 1,731	13 1,731	13 1,731	
Tool dressers	4 1,728	4 1,728	4 1,728	
Welders, acetylene	2 1,728	2 1,728	2 1,728	
Clerks	30 1,718	30 1,718	30 1,718	
Draftsmen, mechanical	10 1,716	10 1,716	10 1,716	
Storekeepers, assistant	5 1,716	5 1,716	5 1,716	
Plater	1 1,703	1 1,703	1 1,703	
Foreman, carpenter	1 1,700	1 1,700	1 1,700	
Foreman, harness shop	1 1,700	1 1,700	1 1,700	
Stenographers	6 1,690	6 1,690	6 1,690	
Foreman, blue-print shop	1 1,680	1 1,680	1 1,680	
Gang boss, labor	1 1,680	1 1,680	1 1,680	
Gang bosses, explosives operators	4 1,680	4 1,680	4 1,680	
Matron	1 1,680	1 1,680	1 1,680	
Salary range, \$1,500 to \$1,860; average, \$1,680—				
Clerk	1 1,680	1 1,680	1 1,680	
Cranemen, electrical	1 1,678	1 1,678	1 1,678	
Harness makers	2 1,678	2 1,678	2 1,678	
Engineman, stationary	1 1,668	1 1,668	1 1,668	
Lineman	1 1,656	1 1,656	1 1,656	
Production assistants	3 1,655	3 1,655	3 1,655	
Pipe fitters	2 1,653	2 1,653	2 1,653	
Tool dressers	5 1,653	5 1,653	5 1,653	
Machinists	62 1,639	62 1,639	62 1,639	
Cranemen	2 1,628	2 1,628	2 1,628	
Drillers, barrel arms	2 1,628	2 1,628	2 1,628	
Filers, saw	2 1,628	2 1,628	2 1,628	
Lens grinders	4 1,628	4 1,628	4 1,628	
Roofers	2 1,628	2 1,628	2 1,628	
Straightener, barrel arms	1 1,628	1 1,628	1 1,628	
Photographers	2 1,624	2 1,624	2 1,624	
Foreman	1 1,620	1 1,620	1 1,620	
Gang bosses, explosives operators	2 1,620	2 1,620	2 1,620	
Police chief	1 1,620	1 1,620	1 1,620	
Welders, acetylene	3 1,618	3 1,618	3 1,618	
Blacksmiths	2 1,615	2 1,615	2 1,615	
Firemen, stationary	25 1,614	25 1,614	25 1,614	
Yardmasters	2 1,610	2 1,610	2 1,610	
Electricians	9 1,608	9 1,608	9 1,608	
Operators, filter	3 1,608	3 1,608	3 1,608	
Operator, refrigerating machine	1 1,608	1 1,608	1 1,608	
Repairman, typewriter	1 1,608	1 1,608	1 1,608	
Enginemen, crane	6 1,603	6 1,603	6 1,603	
Helpers, pipe fitter	4 1,603	4 1,603	4 1,603	
Worker, sheet metal	1 1,603	1 1,603	1 1,603	
Dry-house attendants	3 1,600	3 1,600	3 1,600	
Police chiefs, assistant	3 1,600	3 1,600	3 1,600	
Toolmakers	5 1,598	5 1,598	5 1,598	
Armorer	1 1,596	1 1,596	1 1,596	
Packers	4 1,592	4 1,592	4 1,592	
Foremen, track	2 1,586	2 1,586	2 1,586	
Chauffeurs	2 1,585	2 1,585	2 1,585	
Painters	19 1,585	19 1,585	19 1,585	
Polishers	7 1,584	7 1,584	7 1,584	
Carpenters	19 1,583	19 1,583	19 1,583	
Plumbers	2 1,582	2 1,582	2 1,582	
Millwrights	6 1,581	6 1,581	6 1,581	
Foremen, fire fighter	3 1,580	3 1,580	3 1,580	
Gang bosses, storage	8 1,579	8 1,579	8 1,579	
Worker, leather	1 1,578	1 1,578	1 1,578	
Printer	1 1,577	1 1,577	1 1,577	
Riggers	2 1,577	2 1,577	2 1,577	
Foremen, labor	5 1,571	5 1,571	5 1,571	
Furnace men	6 1,569	6 1,569	6 1,569	
Laboratory assistants	8 1,566	8 1,566	8 1,566	
Storekeepers	10 1,566	10 1,566	10 1,566	
Mechanics, tractor	2 1,565	2 1,565	2 1,565	
Masons	2 1,565	2 1,565	2 1,565	
Repairmen, tractor	9 1,565	9 1,565	9 1,565	
Operators, machine	35 1,564	35 1,564	35 1,564	
Dynamo tenders	3 1,560	3 1,560	3 1,560	
Engineman, low crane	1 1,560	1 1,560	1 1,560	

Estimates of appropriations required for the service of the fiscal year ending June 30, 1927—Continued

General object (title of appropriation), date of acts, references to Statutes at Large, or to Revised Statutes, and estimated amount required for each detailed object	Total amount to be appropriated under each head of appropriation		Amount appropriated for the fiscal year ending June 30, 1926
<i>Salaries, Office of the Chief of Ordnance—Continued.</i>			
	Estimated expenditures, 1927 appropriation	Estimated expenditures, 1926 appropriation	Expended and obligated, 1925
Field service—Continued.			
Salaries and wages—Continued.			
Salary range, \$1,500 to \$1,860; average, \$1,680—Con.	Average— No. Salary	Average— No. Salary	Average— No. Salary
Repairmen, auto	9 \$1,560	9 \$1,560	9 \$1,560
Storekeepers	2 1,560	2 1,560	2 1,560
Typist	1 1,560	1 1,560	1 1,560
Molder	1 1,553	1 1,553	1 1,553
Subinspectors	23 1,553	23 1,553	23 1,553
Gunner	1 1,552	1 1,552	1 1,552
Material keeper	1 1,552	1 1,552	1 1,552
Assemblers	6 1,544	6 1,544	6 1,544
Proof assistants	9 1,544	9 1,544	9 1,544
Helpers, storekeeper	4 1,542	4 1,542	4 1,542
Fire fighters	12 1,541	12 1,541	12 1,541
Operators, explosives	35 1,539	35 1,539	35 1,539
Checkers	12 1,538	12 1,538	12 1,538
Stenographers	8 1,537	8 1,537	8 1,537
Chief, sheet-metal worker	1 1,536	1 1,536	1 1,536
Gang bosses	2 1,536	2 1,536	2 1,536
Hostlers	3 1,533	3 1,533	3 1,533
Machine adjusters	6 1,527	6 1,527	6 1,527
Temperers	4 1,527	4 1,527	4 1,527
Clerks	77 1,524	77 1,524	77 1,524
Gardener	1 1,524	1 1,524	1 1,524
Shippers	3 1,520	3 1,520	3 1,520
Draftsmen, mechanical	5 1,512	5 1,512	5 1,512
Policemen	24 1,503	24 1,503	24 1,503
Box maker	1 1,502	1 1,502	1 1,502
Bluer	1 1,502	1 1,502	1 1,502
Foremen, assistant labor	2 1,502	2 1,502	2 1,502
Helper, blacksmith	1 1,502	1 1,502	1 1,502
Helper, carpenter	1 1,502	1 1,502	1 1,502
Helper, machinist	1 1,502	1 1,502	1 1,502
Helper, mason	1 1,502	1 1,502	1 1,502
Melter	1 1,502	1 1,502	1 1,502
Repairman, maintenance	1 1,502	1 1,502	1 1,502
Reamer, barrel arms	1 1,502	1 1,502	1 1,502
Shop checkers	4 1,502	4 1,502	4 1,502
Stock finishers	3 1,502	3 1,502	3 1,502
Tool keeper	1 1,502	1 1,502	1 1,502
Clerk	1 1,500	1 1,500	1 1,500
Clerks, special	2 1,500	2 1,500	2 1,500
Enginemen, gasoline	3 1,500	3 1,500	3 1,500
Repairman, armament	1 1,500	1 1,500	1 1,500
Salary range, \$1,320 to \$1,680; average, \$1,500—			
Skilled laborers	2 1,493	2 1,493	2 1,493
Carpenters	3 1,480	3 1,480	3 1,480
Foremen, assistant laborers	3 1,458	3 1,458	3 1,458
Cranemen	2 1,452	2 1,452	2 1,452
Grinders	2 1,452	2 1,452	2 1,452
Helper, steamfitter	1 1,452	1 1,452	1 1,452
Helpers, storekeeper	6 1,452	6 1,452	6 1,452
Polisher	1 1,452	1 1,452	1 1,452
Worker, leather	1 1,452	1 1,452	1 1,452
Machine adjusters	24 1,448	18 1,448	18 1,448
Operators, explosives	48 1,442	38 1,442	38 1,442
Riggers	5 1,442	5 1,442	5 1,442
Benchmen	12 1,440	12 1,440	12 1,440
Clerks, special	6 1,440	6 1,440	6 1,440
Computer	1 1,440	1 1,440	1 1,440
Foreman, track	1 1,440	1 1,440	1 1,440
Foreman, explosives handler	1 1,428	1 1,428	1 1,428
Helpers, laboratory	2 1,428	2 1,428	2 1,428
Chippers	3 1,427	3 1,427	3 1,427
Engineman, steam	1 1,427	1 1,427	1 1,427
Fireman	1 1,427	1 1,427	1 1,427
Foreman, locomotive	1 1,427	1 1,427	1 1,427
Printer	1 1,427	1 1,427	1 1,427
Painters	5 1,422	5 1,422	5 1,422
Firemen, crane	2 1,415	2 1,415	2 1,415
Assemblers	19 1,406	19 1,406	19 1,406
Machinists	4 1,405	4 1,405	4 1,405
Engineman, gasoline	1 1,404	1 1,404	1 1,404
Helper, plumber	1 1,404	1 1,404	1 1,404
Proof assistant	1 1,404	1 1,404	1 1,404
Operators, air compressor	2 1,402	2 1,402	2 1,402
Printer, assistant	1 1,402	1 1,402	1 1,402
Production assistants	3 1,402	3 1,402	3 1,402
Repairman, maintenance	1 1,402	1 1,402	1 1,402
Repairman, traveling armament	1 1,402	1 1,402	1 1,402
Hostlers, stable	2 1,400	2 1,400	2 1,400
Janitors	2 1,400	2 1,400	2 1,400
Librarian	1 1,400	1 1,400	1 1,400
Statistician	1 1,400	1 1,400	1 1,400
Firemen, stationary	9 1,398	9 1,398	9 1,398
Operators, machine	81 1,394	81 1,394	81 1,394
Shop checkers	6 1,394	6 1,394	6 1,394
Subinspectors	8 1,393	8 1,393	8 1,393
Gang bosses	9 1,392	9 1,392	9 1,392
Laborers	6 1,390	6 1,390	6 1,390
Helpers, firemen	9 1,386	9 1,386	9 1,386
Checkers	20 1,383	20 1,383	20 1,383
Material keepers	8 1,383	8 1,383	8 1,383
Draftsmen, copyist	2 1,380	2 1,380	2 1,380

Estimates of appropriations required for the service of the fiscal year ending June 30, 1927—Continued

General object (title of appropriation), date of acts, references to Statutes at Large, or to Revised Statutes, and estimated amount required for each detailed object	Estimated expenditures, 1927 appropriation		Estimated expenditures, 1926 appropriation		Expended and obligated, 1925		Total amount to be appropriated under each head of appropriation	Amount appropriated for the fiscal year ending June 30, 1926
Salaries, Office of the Chief of Ordnance—Continued.								
Field service—Continued.								
Salaries and wages—Continued.								
Salary range, \$1,320 to \$1,680; average, \$1,500—Con.	Average—		Average—		Average—			
	No.	Salary	No.	Salary	No.	Salary		
Firemen, locomotive	2	\$1,380	2	\$1,380	2	\$1,380		
Foreman, janitor	1	1,380	1	1,380	1	1,380		
Foreman, stable	1	1,380	1	1,380	1	1,380		
Operator, filter	1	1,380	1	1,380	1	1,380		
Police sergeant	1	1,380	1	1,380	1	1,380		
Shipper	1	1,380	1	1,380	1	1,380		
Spray painters	2	1,380	2	1,380	2	1,380		
Tool keepers	9	1,380	9	1,380	9	1,380		
Repairmen, tractor	7	1,378	7	1,378	7	1,378		
Annealer	1	1,377	1	1,377	1	1,377		
Box maker	1	1,377	1	1,377	1	1,377		
Crane maker, electric	1	1,377	1	1,377	1	1,377		
Dry-house attendant	1	1,377	1	1,377	1	1,377		
Foremen, labor	5	1,377	5	1,377	5	1,377		
Chauffeurs	11	1,376	11	1,376	11	1,376		
Laboratory assistants	4	1,374	4	1,374	4	1,374		
Gunners	19	1,368	19	1,368	19	1,368		
Operators, drawbridge	3	1,368	3	1,368	3	1,368		
Gardeners	3	1,356	3	1,356	3	1,356		
Policemen	33	1,356	33	1,356	33	1,356		
Typists	7	1,354	7	1,354	7	1,354		
Munitions handlers	10	1,353	10	1,353	10	1,353		
Storekeeper assistants	11	1,353	11	1,353	11	1,353		
Belt adjuster	1	1,352	1	1,352	1	1,352		
Helpers, auto repairman	2	1,352	2	1,352	2	1,352		
Helpers, rigger	3	1,352	3	1,352	3	1,352		
Packers	3	1,352	3	1,352	3	1,352		
Clerks	64	1,342	64	1,342	64	1,342		
Helpers, machinist	13	1,337	13	1,337	13	1,337		
Stenographers	13	1,334	13	1,334	13	1,334		
Toolmaker	1	1,332	1	1,332	1	1,332		
Helpers, carpenter	8	1,328	8	1,328	8	1,328		
Browner	1	1,327	1	1,327	1	1,327		
Furnace man, assistant	1	1,327	1	1,327	1	1,327		
Helpers, millwright	14	1,327	14	1,327	14	1,327		
Helper, pipefitter	1	1,327	1	1,327	1	1,327		
Bluer	1	1,320	1	1,320	1	1,320		
Draftsmen, mechanical	3	1,320	3	1,320	3	1,320		
Electrician	1	1,320	1	1,320	1	1,320		
Hostler	1	1,320	1	1,320	1	1,320		
Salary range, \$1,140 to \$1,500; average, \$1,320—								
Firemen	3	1,350	3	1,350	3	1,350		
Painters	4	1,308	4	1,308	4	1,308		
Operators, drawbridge	3	1,296	3	1,296	3	1,296		
Proof assistant	1	1,296	1	1,296	1	1,296		
Helpers, plumber	4	1,286	4	1,286	4	1,286		
Operators, filter water	6	1,277	6	1,277	6	1,277		
Toolmakers, apprentices	2	1,277	2	1,277	2	1,277		
Riggers	5	1,276	5	1,276	5	1,276		
Foreman	1	1,272	1	1,272	1	1,272		
Gardeners	3	1,269	3	1,269	3	1,269		
Armors	5	1,268	5	1,268	5	1,268		
Tool keepers	2	1,268	2	1,268	2	1,268		
Explosives handlers	21	1,266	21	1,266	21	1,266		
Helpers, auto repairman	3	1,264	3	1,264	3	1,264		
Hostlers	2	1,260	2	1,260	2	1,260		
Oilers	11	1,258	11	1,258	11	1,258		
Helpers, carpenter	14	1,253	14	1,253	14	1,253		
Foreman, track	1	1,252	1	1,252	1	1,252		
Foreman, labor	1	1,252	1	1,252	1	1,252		
Helper, blacksmith	1	1,252	1	1,252	1	1,252		
Helpers, labor	2	1,252	2	1,252	2	1,252		
Helper, mason	1	1,252	1	1,252	1	1,252		
Helpers, pipefitter	5	1,252	5	1,252	5	1,252		
Plumber	1	1,252	1	1,252	1	1,252		
Tool chaser	1	1,252	1	1,252	1	1,252		
Chauffeurs	8	1,251	8	1,251	8	1,251		
Helpers, laboratory	2	1,251	2	1,251	2	1,251		
Chief checker	1	1,250	1	1,250	1	1,250		
Repairmen, tractor	2	1,250	2	1,250	2	1,250		
Foreman, assistant labor	1	1,248	1	1,248	1	1,248		
Checkers	21	1,245	21	1,245	21	1,245		
Coal passers	3	1,236	3	1,236	3	1,236		
Helpers, electrician	4	1,233	4	1,233	4	1,233		
Janitors	11	1,233	11	1,233	11	1,233		
Material keepers	12	1,232	12	1,232	12	1,232		
Helpers, tinsmith	4	1,227	4	1,227	4	1,227		
Move men	2	1,227	2	1,227	2	1,227		
Laborers	263	1,225	265	1,225	266	1,225		
Teamsters	5	1,220	5	1,220	5	1,220		
Benchmen	9	1,218	9	1,218	9	1,218		
Laborers, track man	3	1,218	3	1,218	3	1,218		
Policemen	16	1,218	16	1,218	16	1,218		
Watchmen	14	1,217	14	1,217	14	1,217		
Helpers, machine	41	1,211	41	1,211	41	1,211		
Packers	5	1,207	5	1,207	5	1,207		
Helpers, molder	5	1,202	5	1,202	5	1,202		
Foreman, explosives handler	1	1,200	1	1,200	1	1,200		
Hostler, stable	1	1,200	1	1,200	1	1,200		
Laboratory assistant	1	1,200	1	1,200	1	1,200		
Repairman, auto	1	1,200	1	1,200	1	1,200		
Shippers	4	1,200	4	1,200	4	1,200		

Estimates of appropriations required for the service of the fiscal year ending June 30, 1927—Continued

General object (title of appropriation), date of acts, references to Statutes at Large, or to Revised Statutes, and estimated amount required for each detailed object	Total amount to be appropriated under each head of appropriation			Amount appropriated for the fiscal year ending June 30, 1926
<i>Salaries, Office of the Chief of Ordnance—Continued.</i>				
	Estimated expenditures, 1927 appropriation	Estimated expenditures, 1926 appropriation	Expended and obligated, 1925	
Field service—Continued				
Salaries and wages—Continued				
Salary range, \$1,140 to \$1,500; average \$1,320—Con.	Average— No. Salary	Average— No. Salary	Average— No. Salary	
Shop checkers.....	17 \$1,200	17 \$1,200	17 \$1,200	
Toolmaker.....	1 1,200	1 1,200	1 1,200	
Operator, photostat.....	2 1,183	2 1,183	2 1,183	
Operator, machine.....	58 1,189	58 1,189	58 1,189	
Gunners.....	10 1,188	10 1,188	10 1,188	
Helpers, storekeeper.....	4 1,188	4 1,188	4 1,188	
Messengers.....	2 1,188	2 1,188	2 1,188	
Stenographers.....	4 1,185	4 1,185	4 1,185	
Munitions handlers.....	21 1,180	21 1,180	21 1,180	
Spray painter.....	1 1,177	1 1,177	1 1,177	
Temperer.....	1 1,177	1 1,177	1 1,177	
Operators, duplicating machine.....	2 1,170	2 1,170	2 1,170	
Clerks.....	92 1,162	92 1,162	92 1,162	
Typists.....	17 1,161	17 1,161	17 1,161	
Belt adjuster.....	1 1,152	1 1,152	1 1,152	
Helper, steamfitter.....	1 1,152	1 1,152	1 1,152	
Helper, tractor repairman.....	1 1,152	1 1,152	1 1,152	
Operator, calculating machine.....	3 1,180	3 1,180	3 1,180	
Firemen, stationary.....	9 1,150	9 1,150	9 1,150	
Blacksmith.....	1 1,140	1 1,140	1 1,140	
Clerks, minor.....	19 1,140	19 1,140	19 1,140	
Draftsmen, copyist.....	2 1,140	2 1,140	2 1,140	
Platers.....	1 1,127	1 1,127	1 1,127	
Salary range, \$1,020 to \$1,260; average, \$1,140—				
Helper, mason.....	1 1,177	1 1,177	1 1,177	
Helpers, storekeeper.....	3 1,128	3 1,128	3 1,128	
Munitions handler.....	1 1,127	1 1,127	1 1,127	
Plater.....	1 1,127	1 1,127	1 1,127	
Armorer.....	1 1,125	1 1,125	1 1,125	
Helpers, carpenter.....	3 1,111	3 1,111	3 1,111	
Helpers, machinist.....	11 1,110	11 1,110	11 1,110	
Helpers, blacksmith.....	2 1,102	2 1,102	2 1,102	
Helpers, millwright.....	1 1,102	1 1,102	1 1,102	
Checker.....	1 1,100	1 1,100	1 1,100	
Clerks.....	11 1,090	11 1,090	11 1,090	
Janitors.....	28 1,082	28 1,082	28 1,082	
Packers.....	3 1,081	3 1,081	3 1,081	
Tool keeper.....	1 1,080	1 1,080	1 1,080	
Watchmen.....	2 1,080	2 1,080	2 1,080	
Laborers.....	223 1,079	173 1,079	223 1,079	
Plumbers.....	1 1,077	1 1,077	1 1,077	
Material keepers.....	5 1,072	5 1,072	5 1,072	
Assemblers.....	6 1,071	6 1,071	6 1,071	
Painters.....	10 1,070	10 1,070	10 1,070	
Gardeners.....	2 1,058	2 1,058	2 1,058	
Carpenter.....	1 1,056	1 1,056	1 1,056	
Move man.....	1 1,052	1 1,052	1 1,052	
Operator, blue print.....	1 1,052	1 1,052	1 1,052	
Clerks, minor.....	3 1,040	3 1,040	3 1,040	
Subinspectors.....	13 1,033	13 1,033	13 1,033	
Operator, star gage.....	1 1,032	1 1,032	1 1,032	
Operator, machine.....	28 1,029	28 1,029	28 1,029	
Machine adjuster.....	1 1,027	1 1,027	1 1,027	
Shop checker.....	1 1,027	1 1,027	1 1,027	
Hostler, stable.....	1 1,020	1 1,020	1 1,020	
Teamster.....	1 1,020	1 1,020	1 1,020	
Salary range, \$900 to \$1,140; average, \$1,020—				
Helper, storekeeper.....	1 1,008	1 1,008	1 1,008	
Laborers, girl.....	3 1,002	3 1,002	3 1,002	
Chaufeur's.....	2 1,000	2 1,000	2 1,000	
Janitors.....	4 981	4 981	4 981	
Charwomen.....	2 977	2 977	2 977	
Laborers.....	97 966	97 966	97 966	
Fire fighter.....	1 960	1 960	1 960	
Hostlers, stable.....	3 960	3 960	3 960	
Operator, blue-print machine.....	1 960	1 960	1 960	
Operator, telephone.....	1 960	1 960	1 960	
Watchmen.....	3 960	3 960	3 960	
Machinists, general.....	1 952	1 952	1 952	
Subinspectors.....	7 952	7 952	7 952	
Toolmakers, apprentice.....	2 952	2 952	2 952	
Hostler.....	1 948	1 948	1 948	
Operators, explosives.....	9 943	9 943	9 943	
Operators, sewing machine.....	9 943	9 943	9 943	
Checker.....	1 939	1 939	1 939	
Helpers, machinist.....	3 926	3 926	3 926	
Operators, elevator.....	2 926	2 926	2 926	
Operators, machine.....	10 926	10 926	10 926	
Packers.....	2 920	2 920	2 920	
Clerks, minor.....	6 910	6 910	6 910	
Draftsman, apprentice.....	1 900	1 900	1 900	
Explosives handlers.....	4 900	4 900	4 900	
Helpers, armorer.....	2 900	2 900	2 900	
Helpers, leather worker.....	2 900	2 900	2 900	
Helpers, packer.....	1 900	1 900	1 900	
Helpers, painter.....	1 900	1 900	1 900	
Shipper.....	1 900	1 900	1 900	
Teamsters.....	2 900	2 900	2 900	
Tracer.....	1 900	1 900	1 900	
Messenger.....	1 900	1 900	1 900	
Clerks, minor.....	2 888	2 888	2 888	

Estimates of appropriations required for the service of the fiscal year ending June 30, 1927—Continued

General object (title of appropriation), date of acts, references to Statutes at Large, or to Revised Statutes, and estimated amount required for each detailed object				Total amount to be appropriated under each head of appropriation	Amount appropriated for the fiscal year ending June 30, 1926
Salaries, Office of the Chief of Ordnance—Continued.					
		Estimated expenditures, 1927 appropriation	Estimated expenditures, 1926 appropriation	Expended and obligated, 1925	
Field service—Continued.					
Salaries and wages—Continued.					
Salary range, \$900 to \$1,140; average \$1,020—Con.					
Laborers.....	Average— No. 65	Salary \$835	Average— No. 51	Salary \$835	Average— No. 65
Laborers, boy.....	4	834	10	834	3
Fireman.....	1	828	1	828	1
Toolmakers.....	2	826	2	826	2
Janitors.....	3	800	3	800	3
Salary range, \$600 to \$780; average, \$690—					
Machinist, apprentice.....	1	726	1	726	1
Blue-print boy.....	1	720	1	720	1
Messenger girl.....	1	720	1	720	1
Laborers, boy.....	3	713	2	713	3
Clerks, minor.....	6	660	6	660	6
Laborers.....	84	707	70	707	84
Machinists, general.....	2	626	2	626	2
Rigger.....	1	626	1	626	1
Messenger boy.....	2	600	4	600	4
Salary range, \$420 to \$600; average, \$510—					
Messenger boy.....	1	540	1	540	1
Laborers.....	19	538	19	538	19
Assemblers.....	3	518	3	518	3
Messenger girls.....	2	500	2	500	2
Tinner.....	1	500	1	500	1
Blacksmith.....	1	451	1	451	1
Salary range, \$240 to \$420; average, \$330—					
Riggers, assistant.....	5	391	6	391	6
Janitress.....	1	390	1	390	1
Polishers.....	4	351	3	351	3
Tinners.....	2	325	2	325	2
Messenger.....	1	346	1	346	1
Janitors.....	3	319	3	319	3
Helpers, carpenter.....	9	319	9	319	9
Helpers, machinist.....	5	310	5	310	5
Laborers.....	53	276	54	276	54
Total average number of employees.....	4,212		4,124		4,225
Total salaries and wages, field service.....		\$6,335,290		\$6,215,710	
The difference between 1926 and 1927 is due to increase in force, \$119,570.					
Total under Ordnance Department.....				\$9,482,327.00	\$7,543,802.00
CHEMICAL WARFARE SERVICE					
SUPPORT OF THE REGULAR ARMY					
Chemical Warfare Service, Army—					
For purchase, manufacture, and test of chemical warfare gases, or other toxic substances, gas masks, or other offensive or defensive materials or appliances required for gas-warfare purposes, including all necessary investigations, research, design, experimentation, and operations connected therewith; purchase of chemicals, special scientific and technical apparatus and instruments; construction, maintenance, and repair of plants, buildings, and equipment, and the machinery therefor; receiving, storing, and issuing of supplies, comprising police and office duties, rents, tolls, fuel, gasoline, lubricants, paints and oils, rope and cordage, light, water, advertising, stationery, typewriting and adding machines, including their exchange, office furniture, tools, and instruments; for incidental expenses; for civilian employees; for libraries of the Chemical Warfare Service and subscriptions to periodicals which may be paid for in advance; for expenses incidental to the organization, training, and equipment of special gas troops not otherwise provided for, including the training of the Army in chemical warfare, both offensive and defensive, together with the necessary schools, tactical demonstrations, and maneuvers; for current expenses of chemical projectile filling plants and proving grounds, including construction and maintenance of rail transportation, repairs, alterations, accessories, building and repairing butts and targets, clearing and grading ranges, [\$907,980, of which sum not more than \$25,000 may be used in completing agricultural experiments in exterminating the cotton boll weevil] (act Feb. 12, 1925, vol. 43, p. 915).....				1,207,980.00	907,980.00

Estimates of appropriations required for the service of the fiscal year ending June 30, 1927—Continued

General object (title of appropriation), date of acts, references to Statutes at Large, or to Revised Statutes, and estimated amount required for each detailed object	Total amount to be appropriated under each head of appropriation			Amount appropriated for the fiscal year ending June 30, 1926
Chemical Warfare Service, Army—Continued.				
	Estimated expenditures, 1927 appropriation	Estimated expenditures, 1926 appropriation	Expended and obligated, 1925	
Departmental service:				
Salaries—				
Professional and scientific service—	Average—	Average—	Average—	
Grade 4, \$3,800 to \$5,000; average, \$4,400—	No. Salary	No. Salary	No. Salary	
Scientist, chemist.....	1 \$4,200.00	1 \$4,200.00	1 3,993.33	
Scientist, engineer.....	1 4,200.00	1 4,200.00	1 3,993.33	
Clerical, administrative, and fiscal service—				
Grade 9, \$3,000 to \$3,600; average, \$3,300—				
Senior administrative assistant.....	1 3,300.00	1 3,300.00	1 3,096.67	
Grade 4, \$1,680 to \$2,040; average, \$1,860—				
Clerk.....	1 1,860.00	1 1,860.00	1 1,738.00	
Clerks.....	2 1,680.00	2 1,680.00	1 1,680.00 1 1,661.00	
Grade 3, \$1,500 to \$1,860; average, \$1,680—				
Assistant clerk.....	1 1,560.00	1 1,560.00	1 1,517.00	
Grade 2, \$1,320 to \$1,680; average, \$1,500—				
Junior clerk.....	1 1,360.00	1 1,360.00	1 1,360.00	
Total average number of employees.....	6 1/2	7 1/2	7 1/2	
Total salaries, departmental service.....	18,000.00	19,160.00	18,817.41	
Difference between 1927 and 1926 is due to reduction in force, \$1,160.				
Field service:				
Salaries and wages—				
Salary range, \$7,500 and over—				
Chief chemist.....	1 7,500.00	1 7,500.00	1 7,500.00	
Salary range, \$5,200 to \$6,000; average, \$5,600—				
Chemist.....	1 5,200.00	1 5,200.00	1 5,200.00	
Consultant.....	1 1,524.00	1 1,524.00	1 1,524.00	
Engineer, calorimetric and ballistic.....	1 5,200.00	1 5,200.00	1 5,200.00	
Salary range, \$3,800 to \$5,000; average, \$4,400—				
Engineer, chemical.....	1 4,000.00	1 4,000.00	1 4,000.00	
Engineer, mechanical.....	1 4,000.00	1 4,000.00	1 4,000.00	
Salary range, \$3,300 to \$3,900; average, \$3,600—				
Supervisor chemical plant.....	1 3,900.00	1 3,900.00	1 3,900.00	
Chemist.....	1 3,800.00	1 3,800.00	1 3,800.00	
Pathologist.....	1 3,800.00	1 3,800.00	1 3,800.00	
Salary range, \$3,000 to \$3,600; average, \$3,300—				
Chemists.....	3 3,300.00	3 3,300.00	3 3,300.00	
Engineer, structural.....	1 3,200.00	1 3,200.00	1 3,200.00	
Chemist, associate.....	1 3,000.00	1 3,000.00	1 3,000.00	
Engineer, chemical associate.....	1 3,000.00	1 3,000.00	1 3,000.00	
Engineer, chief operator.....	1 3,000.00	1 3,000.00	1 3,000.00	
Engineer, electrical.....	1 3,000.00	1 3,000.00	1 3,000.00	
Master mechanic.....	1 3,100.00	1 3,100.00	1 3,100.00	
Patent expert.....	1 3,000.00	1 3,000.00	1 3,000.00	
Physicists.....	2 3,000.00	2 3,000.00	2 3,000.00	
Purchase agent, senior.....	1 3,000.00	1 3,000.00	1 3,000.00	
Toxicologist, assistant.....	1 3,000.00	1 3,000.00	1 3,000.00	
Salary range, \$2,700 to \$3,300; average, \$3,000—				
Engineer, mechanical, associate, grade 1.....	1 2,800.00	1 2,800.00	1 2,800.00	
Salary range, \$2,400 to \$3,000; average, \$2,700—				
Chemist.....	1 2,700.00	1 2,700.00	1 2,700.00	
Chemists, associate.....	3 2,700.00	3 2,700.00	3 2,700.00	
Chemical technologists, associate.....	3 2,700.00	3 2,700.00	3 2,700.00	
Photographer.....	1 2,700.00	1 2,700.00	1 2,700.00	
Supervisor, maintenance.....	1 2,700.00	1 2,700.00	1 2,700.00	
Superintendent, experimental machine shop.....	1 2,700.00	1 2,700.00	1 2,700.00	
Chemists, assistant.....	2 2,650.00	2 2,650.00	2 2,650.00	
Munitions inspector.....	1 2,689.00	1 2,689.00	1 2,689.00	
Chemical technologist assistant.....	1 2,600.00	1 2,600.00	1 2,600.00	
Plasterer.....	1 2,600.00	1 2,600.00	1 2,600.00	
Clerks.....	3 2,533.00	3 2,533.00	3 2,533.00	
Brick mason.....	1 2,500.00	1 2,500.00	1 2,500.00	
Foreman electricians.....	2 2,500.00	2 2,500.00	2 2,500.00	
Glass blower.....	1 2,500.00	1 2,500.00	1 2,500.00	
Lead burner.....	1 2,500.00	1 2,500.00	1 2,500.00	
Superintendent, gas patrol.....	1 2,440.00	1 2,440.00	1 2,440.00	
Salary range, \$2,100 to \$2,700; average, \$2,400—				
Accountant, junior cost.....	1 2,400.00	1 2,400.00	1 2,400.00	
Chemist, associate.....	1 2,400.00	1 2,400.00	1 2,400.00	
Chemical technologists, assistant.....	1 2,400.00	1 2,400.00	1 2,400.00	
Foremen, machinist.....	2 2,400.00	2 2,400.00	2 2,400.00	
Toxicologists, assistant.....	3 2,400.00	3 2,400.00	3 2,400.00	
Chemical technologists, associate.....	2 2,300.00	2 2,300.00	2 2,300.00	
Foreman, pipe fitter.....	1 2,300.00	1 2,300.00	1 2,300.00	
Foreman, welder.....	1 2,300.00	1 2,300.00	1 2,300.00	
Instrument maker.....	1 2,300.00	1 2,300.00	1 2,300.00	
Sewing-machine adjuster.....	1 2,300.00	1 2,300.00	1 2,300.00	
Clerk.....	1 2,200.00	1 2,200.00	1 2,200.00	
Die makers.....	6 2,200.00	6 2,200.00	6 2,200.00	
Draftsman, chemical plant.....	1 2,200.00	1 2,200.00	1 2,200.00	
Electricians.....	2 2,200.00	2 2,200.00	2 2,200.00	
Electrician, armature winder.....	1 2,200.00	1 2,200.00	1 2,200.00	
Electrician, lineman.....	1 2,200.00	1 2,200.00	1 2,200.00	
Engineer, watch.....	1 2,200.00	1 2,200.00	1 2,200.00	
Foreman, carpenter.....	1 2,200.00	1 2,200.00	1 2,200.00	
Foreman, rigger.....	1 2,200.00	1 2,200.00	1 2,200.00	
Inspector.....	1 2,200.00	1 2,200.00	1 2,200.00	
Production investigator.....	1 2,200.00	1 2,200.00	1 2,200.00	
Sheet metal workers.....	4 2,200.00	4 2,200.00	4 2,200.00	
Superintendent of munitions.....	1 2,200.00	1 2,200.00	1 2,200.00	
Toolmakers.....	6 2,200.00	6 2,200.00	6 2,200.00	

Estimates of appropriations required for the service of the fiscal year ending June 30, 1927—Continued

General object (title of appropriation), date of acts, references to Statutes at Large, or to Revised Statutes, and estimated amount required for each detailed object	Estimated expenditures, 1927 appropriation		Estimated expenditures, 1926 appropriation		Expenditures and obligated, 1925		Total amount to be appropriated under each head of appropriation	Amount appropriated for the fiscal year ending June 30, 1926
Chemical Warfare Service, Army—Continued.								
Field service—Continued.	Average—		Average—		Average—			
Salaries and wages—Continued.	No.	Salary	No.	Salary	No.	Salary		
Salary range, \$1,860 to \$2,400; average, \$2,100—								
Chemists, assistant.....	6	\$2,100	6	\$2,100	6	\$2,100		
Chemists, associate.....	3	2,100	3	2,100	3	2,100		
Draftsman.....	1	2,100	1	2,100	1	2,100		
Draftsman, mechanical.....	1	2,100	1	2,100	1	2,100		
Electrician.....	1	2,100	1	2,100	1	2,100		
Electrician, lineman.....	1	2,100	1	2,100	1	2,100		
Engineman, crane.....	1	2,100	1	2,100	1	2,100		
Engineman, train locomotive.....	1	2,100	1	2,100	1	2,100		
Foreman, painter.....	1	2,100	1	2,100	1	2,100		
Toolmaker.....	1	2,100	1	2,100	1	2,100		
Blacksmith.....	1	2,040	1	2,040	1	2,040		
Clerk, stenographer-typist.....	1	2,040	1	2,040	1	2,040		
Multigraph operator.....	1	2,040	1	2,040	1	2,040		
Pattern maker.....	1	2,040	1	2,040	1	2,040		
Chemists, junior.....	3	1,986	3	1,986	3	1,986		
Plumber.....	1	1,980	1	1,980	1	1,980		
Foremen, munitions handlers.....	3	1,973	3	1,973	3	1,973		
Checkers.....	4	1,960	4	1,960	4	1,960		
Electricians, wiremen.....	3	1,940	3	1,940	3	1,940		
Machinists.....	12	1,930	12	1,930	12	1,930		
Chief fire department, assistant.....	1	1,920	1	1,920	1	1,920		
Carpenters.....	5	1,920	5	1,920	5	1,920		
Clerk, principal.....	1	1,920	1	1,920	1	1,920		
Foreman, gas-mask assembly.....	1	1,920	1	1,920	1	1,920		
Foreman, gas labor.....	1	1,920	1	1,920	1	1,920		
Inspector.....	1	1,920	2	1,920	2	1,920		
Pipe fitters.....	6	1,920	6	1,920	6	1,920		
Clerks.....	12	1,907	12	1,907	12	1,907		
Chemical-plant operators.....	2	1,902	2	1,902	2	1,902		
Clerk, store, main.....	1	1,860	1	1,860	1	1,860		
Librarian.....	1	1,860	1	1,860	1	1,860		
Storekeeper.....	1	1,860	1	1,860	1	1,860		
Blacksmith, horseshoer.....	1	1,800	1	1,800	1	1,800		
Conductor, railway.....	1	1,800	1	1,800	1	1,800		
Electrician, battery.....	1	1,800	1	1,800	1	1,800		
Foreman, labor.....	1	1,800	1	1,800	1	1,800		
Painters.....	2	1,800	2	1,800	2	1,800		
Refrigeration machine operators.....	2	1,800	2	1,800	2	1,800		
Rigger.....	1	1,800	1	1,800	1	1,800		
Stenographer.....	1	1,800	1	1,800	1	1,800		
Refrigeration plant operator.....	1	1,740	1	1,740	1	1,740		
Typewriter.....	1	1,740	1	1,740	1	1,740		
Salary range, \$1,500 to \$1,860; average, \$1,680—								
Brakeman, railroad.....	1	1,680	1	1,680	1	1,680		
Draftsman, mechanical.....	1	1,680	1	1,680	1	1,680		
Firefighters.....	5	1,680	5	1,680	5	1,680		
Foreman, labor.....	1	1,680	1	1,680	1	1,680		
Inspector, material.....	1	1,680	1	1,680	1	1,680		
Munitions operators.....	2	1,680	2	1,680	2	1,680		
Stenographer, principal.....	1	1,680	1	1,680	1	1,680		
Subinspector.....	1	1,680	1	1,680	1	1,680		
Typists.....	2	1,650	2	1,650	2	1,650		
Automobile repairmen.....	3	1,640	3	1,640	3	1,640		
Chemical plant operators.....	2	1,640	2	1,640	2	1,640		
Chemical plant workman.....	1	1,640	1	1,640	1	1,640		
Clerks.....	5	1,624	7	1,624	7	1,624		
Firefighter, hoseman.....	1	1,620	1	1,620	1	1,620		
Lieutenants of the guards.....	2	1,620	2	1,620	2	1,620		
Stenographers.....	5	1,620	5	1,620	5	1,620		
Stenographer and typewriter.....	1	1,620	1	1,620	1	1,620		
Typewriter.....	1	1,620	1	1,620	1	1,620		
Storekeepers.....	4	1,590	4	1,590	4	1,590		
Photostat operator.....	1	1,560	1	1,560	1	1,560		
Process inspector.....	1	1,560	1	1,560	1	1,560		
Salary range, \$1,320 to \$1,680; average, \$1,500—								
Accounting machine operator.....	2	1,500	2	1,500	2	1,500		
Boiler cleaner.....	1	1,500	1	1,500	1	1,500		
Checkers.....	1	1,500	2	1,501	2	1,501		
Checker materials.....	2	1,500	2	1,500	2	1,500		
Chemical plant workmen.....	2	1,500	2	1,500	2	1,500		
Copyist, draftsman.....	1	1,500	1	1,500	1	1,500		
Electric-car operators.....	5	1,500	5	1,500	5	1,500		
Firemen, locomotive.....	2	1,500	2	1,500	2	1,500		
Foreman, gas labor.....	1	1,500	1	1,500	1	1,500		
Foreman, munitions handler.....	1	1,500	1	1,500	1	1,500		
Helpers, carpenter.....	4	1,500	4	1,500	4	1,500		
Helpers, electrician.....	3	1,500	3	1,500	3	1,500		
Helpers, machinist.....	5	1,500	5	1,500	5	1,500		
Helpers, pipefitter.....	2	1,500	2	1,500	2	1,500		
Helper, plumber.....	1	1,500	1	1,500	1	1,500		
Painter, spray.....	1	1,500	1	1,500	1	1,500		
Rodman.....	1	1,500	1	1,500	1	1,500		
Storekeepers.....	2	1,500	2	1,500	2	1,500		
Typist.....	1	1,500	1	1,500	1	1,500		
Stenographers.....	13	1,454	13	1,454	13	1,454		
Clerks.....	21	1,409	26	1,409	26	1,409		
Chemical plant operator.....	1	1,440	1	1,440	1	1,440		
Draftsman.....	1	1,440	1	1,440	1	1,440		
Firemen, stationary.....	12	1,440	12	1,440	12	1,440		
Hostler, locomotive.....	1	1,440	1	1,440	1	1,440		

Estimates of appropriations required for the service of the fiscal year ending June 30, 1927—Continued

General object (title of appropriation), date of acts, references to Statutes at Large, or to Revised Statutes, and estimated amount required for each detailed object				Total amount to be appropriated under each head of appropriation	Amount appropriated for the fiscal year ending June 30, 1926
Chemical Warfare Service, Army—Continued.					
	Estimated expenditures, 1927 appropriation	Estimated expenditures, 1926 appropriation	Expended and obligated, 1925		
Field service—Continued.					
Salaries and wages—Continued.					
Salary range, \$1,320 to \$1,680; average \$1,500—Con.	Average—	Average—	Average—		
	No. Salary	No. Salary	No. Salary		
Messenger.....	1 \$1,440	1 \$1,440	1 \$1,440		
Pump operator.....	1 1,440	2 1,440	2 1,440		
Tool keeper.....	1 1,440	1 1,440	1 1,440		
Fireman, oil furnace.....	1 1,380	1 1,380	1 1,380		
Gardeners.....	2 1,380	2 1,380	2 1,380		
Gas patrol guards.....	6 1,380	6 1,380	6 1,380		
Chemical aid, main.....	1 1,360	1 1,360	1 1,360		
Multigraph operators.....	4 1,330	4 1,330	4 1,330		
Animal keeper, assistant.....	1 1,320	1 1,320	1 1,320		
Machine operators, gas mask.....	4 1,320	4 1,320	4 1,320		
Meteorologist.....	1 1,320	1 1,320	1 1,320		
Truck driver.....	1 1,320	1 1,320	1 1,320		
Salary range, \$1,140 to \$1,500; average, \$1,320—					
Munitions handler.....	3 1,260	3 1,260	3 1,260		
Supervisor, gas mask inspection.....	1 1,200	1 1,200	1 1,200		
Janitors.....	4 1,155	4 1,155	4 1,155		
Chauffeurs.....	3 1,140	3 1,140	3 1,140		
Laborers.....	48½ 1,140	51½ 1,140	51½ 1,140		
Salary range, \$900 to \$1,140; average, \$1,020—					
Gas mask leading assemblers.....	1½ 1,080	2 1,080	2 1,080		
Helpers, laboratory.....	3 1,033	3 1,033	3 1,033		
Blue print operator.....	1 1,000	1 1,000	1 1,000		
Salary range, \$780 to \$1,020; average, \$900—					
Messenger.....	1 840	1 840	1 840		
Salary range, \$600 to \$780; average, \$690—					
Messenger boy.....	1 660	1 660	1 660		
Messenger.....	1 600	1 600	1 600		
Salary range, \$240 to \$420; average, \$330—					
Laborer.....	1 360	1 360	1 360		
Total average number of employees.....	401½	418½	418½		
Total salaries and wages, field service.....	720,090.00	765,790.00	765,790.00		
The difference between 1927 and 1926 is due to decrease in force, \$45,700.					
Deduct expenditures for personal services included in objects named below or derived from other appropriations.....				98,352.70	
Net salaries and wages, field service.....	720,090.00	765,790.00	667,437.30		
01 Total personal services.....	738,090.00	784,950.00	686,248.71		
Supplies and materials:					
0200 Stationery and office supplies.....	7,060.00	7,060.00	11,743.50		
0220 Scientific and educational supplies.....	20,800.00	14,800.00	17,508.78		
0230 Fuel.....	30,000.00	56,700.00	59,307.61		
0240 Wearing apparel.....			263.89		
0270 Powder, projectiles, explosives, pyrotechnic supplies, and components thereof.....	29,775.00	4,775.00	55,359.24		
0280 Sundry supplies.....	1,270.00	1,270.00	17,571.41		
0290 Materials.....		1,726.00	7,611.09		
02 Total supplies and materials.....	88,905.00	86,331.00	169,365.50		
06 Travel expenses.....	1,050.00	1,050.00	5,096.34		
07 Transportation of things (service).....			1,307.27		
10 Furnishing of heat, light, and power (due to procurement of electric current annually).....	24,000.00	20.00			
11 Rents.....	3,069.00	3,069.00	2,236.66		
Repairs and alterations:					
1200 Buildings.....	23,000.00	8,000.00	17,354.64		
1210 Excavations, embankments, and surfacings.....	6,900.00	2,000.00	4,183.37		
1280 Machinery and equipment.....	12,200.00	11,200.00	2,519.13		
12 Total repairs and alterations.....	42,100.00	21,200.00	24,057.04		
Special and miscellaneous current expenses:					
1370 Special and miscellaneous services not specified.....			42.18		
1380 Special and miscellaneous current expenses not elsewhere specified.....			716.57		
13 Total special and miscellaneous current expenses.....			758.75		
Equipment:					
3010 Furniture, furnishings, and fixtures.....	450.00	450.00	3,305.25		
3020 Educational, scientific, and recreational equipment.....	5,000.00	5,500.00	9,987.78		
3030 War equipment.....	2,316.00	1,060.00	1,637.20		
3039 Sundry war equipment.....	300,000.00				
3050 Other equipment.....	3,000.00	4,100.00	3,924.68		
30 Total equipment.....	310,766.00	11,110.00	18,734.91		
32 Structures and nonstructural improvements.....		250.00	14.26		
Total.....	1,207,980.00	907,980.00	907,819.43		

Estimates of appropriations required for the service of the fiscal year ending June 30, 1927—Continued

General object (title of appropriation), date of acts, references to Statutes at Large, or to Revised Statutes, and estimated amount required for each detailed object				Total amount to be appropriated under each head of appropriation	Amount appropriated for the fiscal year ending June 30, 1926
DEPARTMENTAL					
Salaries, Office of Chief of Chemical Warfare Service—					
Salaries: For personal services in the District of Columbia in accordance with the classification act of 1923.				\$21,420.00	\$21,420.00
The services of chemists and such other services as the Secretary of War may deem necessary may be employed only in the office of the Chief of the Chemical Warfare Service, to carry into effect the appropriation for Chemical Warfare Service, to be paid from such appropriation: <i>Provided</i> , That the total expenditures for this purpose for the fiscal year [1926] 1927 shall not exceed [\$19,160] \$18,000, and the Secretary of War shall each year in the Budget report to Congress the number of persons so employed, their duties, and the amount paid to each (<i>act Feb. 12, 1925, vol. 43, p. 916</i>).					
	Estimated expenditures, 1927 appropriation	Estimated expenditures, 1926 appropriation	Expended and obligated, 1925		
Departmental service:					
Salaries—					
Clerical, administrative, and fiscal services—					
Grade 7, \$2,400 to \$3,000; average, \$2,700—	Average—	Average—	Average—		
Junior administrative assistant.....	No. Salary	No. Salary	No. Salary		
Grade 6, \$2,100 to \$2,700; average, \$2,400—	1 2,400	1 2,400	1 2,100		
Principal clerk.....					
Grade 4, \$1,680 to \$2,040; average, \$1,860—					
Principal stenographer.....	1 1,920	1 1,920	1 1,860		
Clerk-stenographers.....	2 1,710	2 1,710			
Grade 3, \$1,500 to \$1,860; average, \$1,680—					
Senior stenographer.....	1 1,740	1 1,740			
Clerk-stenographers.....	2 1,680	2 1,680	5 1,680		
Clerk.....	1 1,620	1 1,620			
Assistant clerk-stenographers.....	2 1,500	2 1,500	2 1,500		
Grade 2, \$1,320 to \$1,680; average, \$1,500—					
Clerk-typists.....	2 1,410	2 1,410	3 1,440		
Custodial service—					
Grade 3, \$1,020 to \$1,260; average, \$1,140—					
Messenger.....	1 1,140	1 1,140	1 1,080		
Total number of employees.....	13	13	13		
01 Total salaries, departmental service.....	21,420	21,420	20,760		
Total under Chemical Warfare Service.....				1,229,400.00	929,400.00
CHIEF OF INFANTRY					
SUPPORT OF THE REGULAR ARMY					
Infantry School, Fort Benning, Ga.—					
For the purchase of textbooks, books of reference, scientific and professional papers; instruments and material for instruction, employment of temporary, technical, special, and clerical services, and for the necessary expenses of instruction at the Infantry School, Fort Benning Georgia (<i>act Feb. 12, 1925, vol. 43, p. 916</i>).....				33,858.00	37,620.00
	Estimated expenditures, 1927 appropriation	Estimated expenditures, 1926 appropriation	Expended and obligated, 1925		
Field service:					
Salaries and wages—					
Salary range, \$1,860 to \$2,400; average, \$2,100—	Average—	Average—	Average—		
Translator.....	No. Salary	No. Salary	No. Salary		
Draftsman.....	1 2,040	1 2,040	1 2,040		
Salary range, \$1,320 to \$1,680; average, \$1,500—					
Librarian.....	1 1,500	1 1,500	1 1,500		
Junior clerks.....	10 1,458	10 1,458	10 1,458		
Total average number of employees.....	13	13	12 1/4		
01 Total salaries and wages, field service.....	20,160	20,160	18,715		
Supplies and materials:					
0200 Stationery and office supplies.....	2,900	425	1,307		
0220 Scientific and educational supplies.....	4,588	7,580	7,765		
0280 Sundry supplies.....	1,400	1,000	1,720		
0290 Materials.....	1,800	2,500	2,000		
02 Total supplies and materials.....	10,688	11,485	12,792		
05 Communication service (telegraph).....	10	10	13		
12 Repairs and alterations.....	1,000	1,500	750		
30 Equipment (educational, scientific, and recreational).....	2,000	3,965	5,000		
Allotted to Chief of Engineers.....			250		
Reserve.....		500	600		
Total.....	33,858	37,620	38,120		

Estimates of appropriations required for the service of the fiscal year ending June 30, 1927—Continued

General object (title of appropriation), date of acts, references to Statutes at Large, or to Revised Statutes, and estimated amount required for each detailed object				Total amount to be appropriated under each head of appropriation	Amount appropriated for the fiscal year ending June 30, 1926
Tank Service—					
For payment of the necessary civilian employees to assist in handling the clerical work in the office of the tank center, tank schools, and the various tank organization headquarters, including the office of the Chief of Infantry, and for the payment of the necessary mechanics to assist in repairing and preserving tanks in the hands of tank units [\$26,840] (act Feb. 12, 1925, vol. 43, p. 916)				\$24, 018. 00	
Incidental expenses in connection with the operation of the tank schools (same act)				1, 000. 00	
				\$25, 018. 00	\$27, 840. 00
	Estimated expenditures, 1927 appropriation	Estimated expenditures, 1926 appropriation	Expended and obligated, 1925		
Field service:					
Salaries and wages—	<i>Average—</i>	<i>Average—</i>	<i>Average—</i>		
Salary range, \$1,860 to \$2,400; average, \$2,100—	No. Salary	No. Salary	No. Salary		
Mechanic-foreman	1 \$2,366.00	1 \$2,366.28	1 \$2,366.28		
Machinist	1 1,912.00	1 1,912.52	1 1,912.52		
Electrician	1 1,860.00	1 1,860.00	1 1,860.00		
Mechanics	6 1,900.00	7 2,031.55	7 1,755.49		
Salary range, \$1,680 to \$2,040; average, \$1,860—					
Main file and record clerk	1 1,740.00	1 1,740.00	1 1,695.00		
Main clerk	1 1,740.00	1 1,740.00	1 1,695.00		
Salary range, \$1,320 to \$1,680; average, \$1,500—					
Junior clerks	2 1,500.00	2 1,500.00	2 1,455.83		
Carpenter			1 994.17		
Total average number of employees	13	14	15 1/2		
Total salaries and wages, field service	24, 018. 00	26, 840. 00	25, 723. 09		
01					
02 Supplies and materials (scientific and educational)	450.00	350.00	823.50		
12 Repairs and alterations	100.00	150.00	126.50		
30 Equipment (educational, scientific, and recreational)	450.00	500.00	50.00		
Reserve			1, 116. 91		
Total	25, 018. 00	27, 840. 00	27, 840. 00		
Total under Chief of Infantry				58, 876. 00	65, 460. 00
CHIEF OF CAVALRY					
SUPPORT OF THE REGULAR ARMY					
Cavalry School, Fort Riley, Kans.—					
For the purchase of text books, books of reference, scientific and professional papers, instruments, and material for instruction; employment of temporary, technical, special, and clerical services; and for other necessary expenses of instruction at the Cavalry School, Fort Riley, Kansas (acts Dec. 6, 1924, vol. 43, p. 711; Feb. 12, 1925, vol. 43, p. 916)				17, 172. 00	19, 080. 00
	Estimated expenditures, 1927 appropriation	Estimated expenditures, 1926 appropriation	Expended and obligated, 1925		
Field service:					
Salaries and wages—	<i>Average—</i>	<i>Average—</i>	<i>Average—</i>		
Salary range, \$2,100 to \$2,700; average, \$2,400—	No. Salary	No. Salary	No. Salary		
Instructor horseshoer	1 \$2,700.00	1 \$2,700.00	1 (1)		
Salary range, \$1,680 to \$2,040; average, \$1,860—					
Carpenter	1 1,800.00	1 1,800.00	1 (1)		
Salary range, \$1,320 to \$1,680; average, \$1,500—					
Stenographer-clerks	5 1,440.00	6 1,440.00	6 (1)		
Total average number of employees	7	8	8		
Total salaries and wages, field service	11, 700. 00	13, 140. 00	\$12, 940. 00		
The difference between 1927 and 1926 is due to decrease in force, \$1,440.					
01 Total personal services	11, 700. 00	13, 140. 00	12, 940. 00		
Supplies and materials:					
0200 Stationery and office supplies	1, 500. 75	1, 175. 00	1, 690. 76		
0220 Scientific and educational supplies	771. 00	787. 00	623. 03		
0250 Animal (exclusive of forage)	250. 21	824. 00	9. 80		
0280 Sundry supplies	709. 00	775. 00	494. 01		
02 Total supplies and materials	3, 230. 96	3, 561. 50	2, 817. 60		
05 Total communication service	60. 00	70. 00	45. 00		
12 Total repairs and alterations, machinery and equipment	910. 00	500. 00	1, 195. 06		
30 Total equipment	1, 271. 04	1, 808. 50	1, 789. 26		
Total	17, 172. 00	19, 080. 00	18, 786. 94		

1 Not available.

Estimates of appropriations required for the service of the fiscal year ending June 30, 1927—Continued

General object (title of appropriation), date of acts, references to Statutes at Large, or to Revised Statutes, and estimated amount required for each detailed object

Total amount to be appropriated under each head of appropriation

Amount appropriated for the fiscal year ending June 30, 1926

CHIEF OF FIELD ARTILLERY

SUPPORT OF THE REGULAR ARMY

Field Artillery School, Fort Sill, Okla.—

For the purchase of textbooks, books of reference, scientific and professional papers, instruments, and material for instruction; employment of temporary, technical, special, and clerical services; and for other necessary expenses of instruction at the Field Artillery School at Fort Sill, Oklahoma (*act Feb. 12, 1925, vol. 43, p. 917*)

\$16, 938. 00

\$18, 820. 00

	Estimated expenditures, 1927 appropriation	Estimated expenditures, 1926 appropriation	Expended and obligated, 1925
Field service:			
Salaries and wages—			
Salary range, \$1,320 to \$1,680; average, \$1,500—			
Copyist draftsman (mechanical).....	<i>Average—</i> No. 1 \$1,560.00	<i>Average—</i> No. 1 \$1,560.00	<i>Average—</i> No. 1 \$1,161.33
Clerk.....	1 1,440.00	1 1,440.00	1 1,440.00
Typists.....	2 1,440.00	2 1,440.00	2 1,440.00
Total average number of employees.....	4	4	3½
01 Total salaries and wages, field service.....	5,880.00	5,880.00	5,361.33
Supplies and materials:			
0200 Stationery and office supplies.....	3,440.00	3,440.00	3,598.87
0220 Scientific and educational supplies.....	2,650.00	3,650.00	4,146.93
0280 Sundry supplies.....	526.00	526.00	619.75
0290 Materials.....	1,100.00	1,100.00	1,721.99
02 Total supplies and materials.....	7,716.00	8,716.00	10,087.54
06 Photographing and photographs and prints.....	1,000.00	1,000.00	843.30
10 Furnishing of heat, light, and power.....	300.00	300.00	288.00
12 Repairs and alterations.....	620.00	620.00	638.96
13 Special and miscellaneous current expenses.....	234.00	234.00	195.00
Equipment:			
3010 Furniture, furnishings, and fixtures.....	125.00	125.00	8.95
3020 Educational, scientific, and recreational equipment.....	1,063.00	1,945.00	1,896.92
30 Total equipment.....	1,188.00	2,070.00	1,905.87
Total.....	16,938.00	18,820.00	19,320.00

Instruction in Field Artillery Activities—

To provide means for the theoretical and practical instruction in Field Artillery activities at the two brigade firing centers at Fort Sill, Oklahoma, and Fort Bragg, North Carolina, by the purchase of modern instruments and material for theoretical and practical instruction, for the tuition of officers detailed as students at civil educational institutions, and for all other necessary expenses, to be allotted in such proportion as may, in the opinion of the Secretary of War, be for the best interests of the service (*act Feb. 12, 1925, vol. 43, p. 917*)

4, 000. 00

4, 000. 00

	Estimated expenditures, 1927 appropriation	Estimated expenditures, 1926 appropriation	Expended and obligated, 1925
Supplies and materials:			
0204 Photographic, procurement of.....			\$33.28
0222 Instruction purposes, procurement of.....	\$750.00	\$750.00	73.30
0290 For instruction purposes, procurement of.....	500.00	500.00	675.00
02 Total supplies and materials.....	1,250.00	1,250.00	781.58
13 Special and miscellaneous current expenses.....	500.00	500.00	500.00
22 Grants, subsidies, and contributions (officers, payment of, tuition).....	2,000.00	2,000.00	2,783.35
30 Equipment (educational).....	250.00	250.00	935.07
Total.....	4,000.00	4,000.00	5,000.00

Total under Chief of Field Artillery.....

20, 938. 00

22, 820. 00

Estimates of appropriations required for the service of the fiscal year ending June 30, 1927—Continued

General object (title of appropriation), date of acts, references to Statutes at Large, or to Revised Statutes, and estimated amount required for each detailed object				Total amount to be appropriated under each head of appropriation	Amount appropriated for the fiscal year ending June 30, 1926
CHIEF OF COAST ARTILLERY					
SUPPORT OF THE REGULAR ARMY					
<i>Coast Artillery School, Fort Monroe, Va.—</i>					
For Purchase of engines, generators, motors, machines, measuring and nautical instruments, special apparatus, and materials and for experimental purposes for the engineering and artillery and military art departments and enlisted specialists division; for purchase and binding of professional books treating of military and scientific subjects for library, for use of school, and for temporary use in coast defenses; for incidental expenses of the school, including chemicals, stationery, printing and binding; hardware; materials; cost of special instruction of officers detailed as instructors; employment of temporary, technical, or special services; for office furniture and fixtures, machinery, and motor trucks; and unforeseen expenses; in all, [\$27,740.00] \$24,966: Provided , That section 3648, Revised Statutes, shall not apply to subscriptions for foreign and professional newspapers and periodicals to be paid for from this appropriation: <i>Provided further</i> , That purchase and exchange of typewriting machines, to be paid for from this appropriation, may be made at the special price allowed to schools teaching stenography and typewriting without obligating typewriter companies to supply these machines to all departments of the Government at the same price (<i>act of Feb. 12, 1925, vol. 43, p. 917</i>)-----				\$24,966.00	\$27,740.00
	Estimated expenditures, 1927 appropriation	Estimated expenditures, 1926 appropriation	Expended and obligated, 1925		
Field service:					
Salaries—	<i>Average—</i>	<i>Average—</i>	<i>Average—</i>		
Salary range, \$2,100 to \$2,700; average, \$2,400—	No. Salary	No. Salary	No. Salary		
Principal clerk (chief of section)-----	1 \$2,100	1 \$2,100	1 \$2,100		
Salary range, \$1,500 to \$1,860; average, \$1,680—					
Clerk-stenographer-----	1 1,680	1 1,680	1 1,451		
Salary range, \$1,140 to \$1,500; average, \$1,320—					
Clerk-stenographers-----	2½ 1,470	2½ 1,470	2½ 1,460		
Total average number of employees-----	4½	4½	4½		
01 Total salaries and wages, field service-----	6,850.00	6,920.00	7,115.00		
The difference between 1927 and 1926 is due to decrease in temporary force, \$70.					
Supplies and materials:					
0200 Stationery and office supplies-----	6,578.00	6,400.00	4,885.46		
0220 Scientific and educational supplies-----	460.00	950.00	1,722.89		
0280 Sundry supplies-----	2,739.00	2,050.00	1,456.99		
0290 Materials-----	1,157.00	1,300.00	1,734.77		
02 Total supplies and materials-----	10,934.00	10,700.00	9,800.11		
06 Travel expenses (special and miscellaneous expenses)-----			54.72		
12 Repairs and alterations-----	498.00	670.00	550.00		
13 Special and miscellaneous current expenses-----			782.00		
Equipment:					
3010 Furniture, furnishings, and fixtures-----	180.00	500.00	1,573.00		
3020 Educational, scientific, and recreational equipment-----	4,911.00	4,650.00	3,706.00		
3050 Other equipment-----	1,593.00	4,300.00	4,136.00		
30 Total equipment-----	6,684.00	9,450.00	9,415.00		
Reserve-----					
Total-----	24,966.00	27,740.00	28,240.00		
FORTIFICATIONS IN THE UNITED STATES					
<i>Fire Control at Fortifications—</i>					
For construction of fire-control stations and accessories, including purchase of lands and rights of way, purchase and installation of necessary lines and means of electrical communication, including telephones, dial and other telegraphs, wiring and all special instruments, apparatus, and materials, coast signal apparatus, subaqueous, sound, and flash ranging apparatus, including their development, and salaries of electrical experts, engineers and other necessary employees connected with the use of coast artillery; purchase, manufacture, and test of range finders and other instruments for fire control at the fortifications, and the machinery necessary for their manufacture at the arsenals (<i>act Feb. 12, 1925, vol. 43, p. 917</i>)-----				58,500.00	80,800.00

Estimates of appropriations required for the service of the fiscal year ending June 30, 1927—Continued

General object (title of appropriation), date of acts, references to Statutes at Large, or to Revised Statutes, and estimated amount required for each detailed object

Total amount to be appropriated under each head of appropriation

Amount appropriated for the fiscal year ending June 30, 1926

Fire Control at Fortifications—Continued.

	Estimated expenditures, 1927 appropriation	Estimated expenditures, 1926 appropriation	Expended and obligated, 1925
07 Transportation of fire-control equipment.....		\$4,040.00	(1)
Equipment:			
3039 Development of subaqueous sound-ranging apparatus and equipment.....	\$28,500.00	28,500.00	\$28,475.91
3039 Development and manufacture of fire-control equipment for 12 and 16 inch gun batteries, railway artillery, and howitzer batteries.....	9,000.00		28,500.00
3039 Development, purchase, and manufacture of antiaircraft fire-control equipment and coincidence range finders.....	21,000.00	28,500.00	31,500.46
3202 Fire-control installations in coast defenses; 12 and 16 inch gun batteries and howitzer batteries, stations, and equipment.....		19,760.00	39,369.17
30 Total equipment.....	58,500.00	76,760.00	127,845.54
Total.....	58,500.00	80,800.00	127,845.54

¹ Included under structures.

Submarine Mines—

For purchase, manufacture, and test of submarine mine material, and other accessories for submarine mine practice, including the machinery necessary for their manufacture **[\$3,000]** (*act Feb. 12, 1925, vol. 43, pp. 917, 918*).....

\$100.00

For maintenance of submarine mine material within the limits of continental United States; purchase of necessary machinery, tools, and implements for the repair shop of the torpedo depot, United States Army, at Fort Totten, New York, and for torpedo depot administration and experimental work **[\$31,100]** (*same act*).....

31,000.00

\$31,100.00

\$34,100.00

	Estimated expenditures, 1927 appropriation	Estimated expenditures, 1926 appropriation	Expended and obligated 1925
SUBMARINE MINES "B"			
Field service:			
Salaries and wages—	<i>Average—</i>	<i>Average—</i>	<i>Average—</i>
Salary range, \$2,400 to \$3,000; average, \$2,700—	No. Salary	No. Salary	No. Salary
Chief clerk.....	1 \$2,600.00	1 \$2,600.00	1 \$2,530.00
Salary range, \$1,860 to \$2,400; average, \$2,100—			
Senior clerk.....	1 2,200.00	1 2,200.00	1 2,127.83
Storehouse keeper.....	1 1,920.00	1 1,920.00	1 1,878.00
Salary range, \$1,680 to \$2,040; average, \$1,860—			
Clerk.....	1 1,860.00	1 1,860.00	1 1,860.00
Salary range, \$1,500 to \$1,860; average, \$1,680—			
Senior stockman.....	1 1,740.00	1 1,740.00	1 1,698.00
Salary range, \$1,320 to \$1,680; average, \$1,500—			
Junior stockman.....	1 1,620.00	1 1,620.00	1 1,578.00
Junior clerk.....	1 1,440.00	1 1,440.00	1 1,408.65
Total average number of employees.....	7	7	7
01 Total salaries and wages, field service.....	13,380.00	13,380.00	13,080.48
Supplies and materials—			
0200 Stationery and office supplies.....	273.17	165.00	234.36
0230 Fuel.....	10.00	10.00	15.00
0270 Powder, projectiles, explosives, pyrotechnic supplies and components thereof.....	216.00	100.00	750.00
0280 Sundry supplies.....	1,946.99	725.00	240.30
0290 Materials.....	903.30	500.00	1,040.00
02 Total supplies and materials.....	3,349.46	1,500.00	2,279.66
12 Repairs and alterations.....	1,050.00	1,300.00	601.86
13 Special and miscellaneous current expenses.....	1,300.00	1,000.00	1,102.74
Equipment:			
3010 Furniture, furnishings, and fixtures.....	10.00	10.00	10.00
3020 Educational, scientific and recreational equipment.....	150.00	100.00	25.00
3030 War equipment.....	3,704.00	2,620.00	538.00
3050 Other equipment.....	8,056.54	11,150.00	4,224.91
30 Total equipment.....	11,920.54	13,880.00	4,197.91
Total.....	31,000.00	31,060.00	21,862.65
SUBMARINE MINES "C"			
Supplies and materials:			
0270 Powder, projectiles, explosives, pyrotechnic supplies, and components thereof.....		10.00	200.00
0280 Sundry supplies.....		110.00	178.60
0290 Materials.....			292.00
02 Total supplies and materials.....		120.00	670.60
12 Repairs and alterations.....		50.00	
Equipment:			
3030 War equipment.....		330.00	300.00
3050 Other equipment.....	100.00	2,500.00	1,888.24
Total equipment.....	100.00	2,830.00	2,188.24
Total.....	100.00	3,000.00	2,858.84

Estimates of appropriations required for the service of the fiscal year ending June 30, 1927—Continued

General object (title of appropriation), date of acts, references to Statutes at Large, or to Revised Statutes, and estimated amount required for each detailed object				Total amount to be appropriated under each head of appropriation	Amount appropriated for the fiscal year ending June 30, 1926
Coast Artillery War Instruction— For maintenance of Coast Artillery war-instruction material at Coast Artillery posts, including necessary material and labor therefor (<i>act Feb. 12, 1925, vol. 43, p. 918</i>)				\$100. 00	\$1, 000. 00
	Estimated expenditures, 1927 appropriation	Estimated expenditures, 1926 appropriation	Expended and obligated, 1925		
Supplies and materials:					
0280 Sundry supplies		\$100. 00	\$100. 00		
0290 Materials	\$100. 00	425. 00	300. 00		
02 Total supplies and materials	100. 00	525. 00	400. 00		
12 Repairs and alterations		475. 00	100. 00		
30 Equipment (educational, scientific, and recreational)			499. 53		
Total	100. 00	1, 000. 00	999. 53		
Total, fortifications in the United States, under Chief of Coast Artillery				89, 700. 00	115, 900. 00
FORTIFICATIONS, INSULAR POSSESSIONS					
Fire Control in Insular Possessions— For construction of fire-control stations and accessories, including purchase of lands and rights of way, purchase and installation of necessary lines and means of electrical communication, including telephones, dial and other telegraphs, wiring and all special instruments, apparatus and materials; coast signal apparatus, subaqueous, sound and flash ranging apparatus, including their development, and salaries of electrical experts, engineers, and other necessary employees connected with the use of coast artillery; purchase, manufacture, and test of range finders and other instruments for fire control at the fortifications, and the machinery necessary for their manufacture in the Hawaiian Islands (<i>act Feb. 12, 1925, vol. 43, p. 918</i>)				40, 000. 00	40, 000. 00
	Estimated expenditures, 1927 appropriation	Estimated expenditures, 1926 appropriation	Expended and obligated, 1925		
Equipment:					
3039 Development and manufacture of fire-control equipment for 12 and 16-inch gun batteries	\$20, 000	\$15, 000	\$9, 500		
3039 Development, purchase, and manufacture of antiaircraft fire-control equipment and radio equipment	20, 000	25, 000	19, 000		
3032 Fire-control installation at 16-inch gun batteries, stations and equipment			152, 000		
30 Total equipment	40, 000	40, 000	180, 500		
Submarine Mines in Insular Possessions— For maintenance of submarine mine material in the insular possessions (<i>act Feb. 12, 1925, vol. 43, p. 918</i>)				100. 00	10, 000. 00
	Estimated expenditures, 1927 appropriation	Estimated expenditures, 1926 appropriation	Expended and obligated, 1925		
Supplies and materials:					
0200 Stationery and office supplies		\$60. 00	\$33. 00		
0270 Powders, projectiles, explosives, pyrotechnic supplies and components thereof		100. 00	100. 00		
0280 Sundry supplies			174. 86		
0290 Materials		300. 00	668. 00		
02 Total supplies and materials		460. 00	975. 86		
12 Repairs and alterations		40. 00	20. 00		
Equipment:					
3030 War equipment		\$00. 00	193. 25		
3050 Other equipment	\$100. 00	8, 700. 00	1, 788. 67		
30 Total equipment	100. 00	9, 500. 00	1, 972. 92		
Total	100. 00	10, 000. 00	2, 977. 78		
Total, fortifications in insular possessions under Chief of Coast Artillery				40, 100. 00	50, 000. 00

Estimates of appropriations required for the service of the fiscal year ending June 30, 1927—Continued

General object (title of appropriation), date of acts, references to Statutes at Large, or to Revised Statutes, and estimated amount required for each detailed object				Total amount to be appropriated under each head of appropriation	Amount appropriated for the fiscal year ending June 30, 1926
FORTIFICATIONS, PANAMA CANAL					
Fire Control, Panama Canal—					
For the construction of fire-control stations and accessories, including purchase of lands and rights of way, purchase and installation of necessary lines and means of electrical communication, including telephones, dial, and other telegraphs, wiring and all special instruments, apparatus and materials, coast signal apparatus, subaqueous, sound, and flash ranging apparatus, including their development, and salaries of electrical experts, engineers, and other necessary employees connected with the use of coast artillery, purchase, manufacture, and test of range finders and other instruments for fire control at the fortifications, and the machinery necessary for their manufacture (<i>act Feb. 12, 1925, vol. 43, p. 918</i>)				\$148,500.00	\$85,000.00
	Estimated expenditures, 1927 appropriation	Estimated expenditures, 1926 appropriation	Expended and obligated, 1925 ¹		
07 Transportation of fire-control equipment (service)		\$4,250.00	\$467.50		
Equipment:					
3039 Development, purchase, and manufacture of anti-aircraft, fire-control equipment, and radio equipment	\$15,000.00	15,000.00	24,202.57		
3202 Fire-control installation 16-inch gun batteries, stations, and equipment	133,500.00	65,750.00	33,094.70		
30 Total equipment	148,500.00	80,750.00	57,297.27		
Total	148,500.00	85,000.00	57,764.77		
¹ Expended and obligated for 1925 includes \$22,764.77 reappropriated. (Act Dec. 5, 1924.)					
Submarine Mines, Panama Canal—					
For alteration, maintenance, and repair of submarine mine material [\$3,000] (<i>act Feb. 12, 1925, vol. 43, p. 918</i>)				\$100.00	
For purchase of submarine mines and necessary appliances to operate them [\$2,000] (<i>same act</i>)				100.00	
				200.00	5,000.00
	Estimated expenditures, 1927 appropriation	Estimated expenditures, 1926 appropriation	Expended and obligated, 1925		
Supplies and materials:					
0200 Stationery and office supplies		\$10.00	\$7.06		
0270 Powder, projectiles, explosives, pyrotechnic supplies and component parts thereof		30.00	200.00		
0280 Sundry supplies		30.00	74.36		
0290 Materials	\$100.00	100.00	100.00		
02 Total supplies and materials	100.00	160.00	381.42		
12 Repairs and alterations		130.00	387.48		
13 Special and miscellaneous current expenses		100.00	1,188.99		
Equipment:					
3030 War equipment		455.00	1,740.00		
3050 Other equipment	100.00	4,115.00	1,231.50		
30 Total equipment	100.00	4,570.00	2,971.50		
32 Structure and parts		40.00	35.81		
Total	200.00	5,000.00	4,965.20		
Total, fortifications, Panama Canal, under Chief of Coast Artillery				148,700.00	90,000.00
Total, fortifications, under Chief of Coast Artillery				278,500.00	255,900.00
Total, military, under Chief of Coast Artillery				303,466.00	283,640.00

Estimates of appropriations required for the service of the fiscal year ending June 30, 1927—Continued

General object (title of appropriation), date of acts, references to Statutes at Large, or to Revised Statutes, and estimated amount required for each detailed object				Total amount to be appropriated under each head of appropriation	Amount appropriated for the fiscal year ending June 30, 1926
DEPARTMENTAL					
<i>Salaries, Office of Chief of Coast Artillery—</i>					
Salaries for personal services in the District of Columbia in accordance with the classification act of 1923 (<i>act Feb. 12, 1925, vol. 43, p. 918</i>)-----				\$22, 680. 00	\$23, 880. 00
	Estimated expenditures, 1927 appropriation	Estimated expenditures, 1926 appropriation	Expended and obligated, 1925		
Departmental service:					
Salaries—					
Clerical, administrative, and fiscal service—					
Grade 7, \$2,400 to \$3,000; average, \$2,700—	<i>Average—</i>	<i>Average—</i>	<i>Average—</i>		
Administrative assistant.....	No. Salary	No. Salary	No. Salary		
Grade 6, \$2,100 to \$2,700; average, \$2,400—	1 \$2, 600. 00	1 \$2, 600. 00	1 \$2, 408. 34		
Principal clerk.....	1 2, 200. 00	1 2, 200. 00	1 2, 108. 34		
Grade 4, \$1,680 to \$2,040; average, \$1,860—					
Clerks.....	4 1, 860. 00	4 1, 860. 00	4 1, 806. 00		
Grade 3, \$1,500 to \$1,860; average, \$1,680—					
Assistant clerks—senior stenographers.....	3 1, 680. 00	3 1, 680. 00	2 1, 516. 00		
Grade 2, \$1,320 to \$1,680; average, \$1,500—					
Junior stenographers.....	3 1, 420. 00	3 1, 440. 00	3½ 1, 447. 00		
Grade 1, \$1,140 to \$1,500; average, \$1,320—					
Under clerk.....	1 1, 140. 00	1 1, 200. 00	½ 1, 140. 00		
Custodial service—					
Grade 3, \$900 to \$1,260; average, \$1,080—					
Messenger.....		1 1, 080. 00	1 1, 035. 00		
Total average number of employees.....	13	14	13½		
Total salaries, departmental service.....	22, 680. 00	23, 880. 00	22, 599. 35		
The difference between 1927 and 1926 is due to—					
Reduction in force.....					\$1, 080
Reduction in salaries.....					120
Total reduction.....	1, 200				
Total, under Chief of Coast Artillery-----				326, 146. 00	307, 520. 00
UNITED STATES MILITARY ACADEMY					
SUPPORT OF THE REGULAR ARMY					
<i>Pay of Military Academy—</i>					
Permanent Establishment: For [eight] seven professors, [\$30,500] \$26,500; chaplain, [\$2,750] \$3,557; [constructing quartermaster, in addition to his regular pay, \$1,000;] additional pay of professors and officers for length of service, [\$12,600] \$10,600; subsistence allowance of professors and officers, [\$4,161] \$3,285; in all, [\$51,011] (<i>act Feb. 12, 1925, vol. 43, p. 918</i>)-----				\$43, 942. 00	
For [one thousand two hundred] cadets, [\$936,000] (<i>same act</i>)-----				890, 500. 00	
Civilians: For pay of employees, [\$240,000: <i>Provided</i> , That not to exceed \$3,000 of this amount shall be used for pay of the organist, in addition to his present allowances] (<i>same act</i>)-----				235, 000. 00	
All of the money hereinbefore appropriated for pay of Military Academy shall be disbursed and accounted for as pay of the Military Academy, and for that purpose shall constitute one fund (<i>same act</i>). The civilian instructors employed in the departments of modern languages and tactics shall be entitled to public quarters, fuel, and light (<i>same act</i>).				1, 169, 442. 00	1, 227, 011. 00
	Estimated expenditures, 1927 appropriation	Estimated expenditures, 1926 appropriation	Expended and obligated, 1925		
Permanent Establishment:					
0121 Pay of professors.....	\$26, 500. 00	\$26, 500. 00	\$26, 500. 00		
0121 Longevity pay of professors.....	10, 600. 00	10, 450. 00	10, 415. 00		
0121 Subsistence allowance, professors.....	3, 285. 00	3, 285. 00	3, 942. 00		
0120 Chaplain, pay and allowances.....	3, 557. 00	3, 557. 00	3, 557. 00		
Pay of cadets:					
0120 Cadets, at \$780 per annum.....	890, 500. 00	890, 500. 00	914, 174. 36		
Pay of civilians, field service:					
Salaries and wages—					
Organist.....	<i>Average—</i>	<i>Average—</i>	<i>Average—</i>		
Salary range, \$3,800 to \$5,000; average, \$4,400—	No. Salary	No. Salary	No. Salary		
Chief engineer.....	1 \$3, 800	1 \$3, 000	1 \$3, 800		
Salary range, \$3,000 to \$3,600; average, \$3,300—					
Chief clerk—Adjutant's office.....	1 3, 000	1 3, 000	1 3, 000		
Salary range, \$2,700 to \$3,300; average, \$3,000—					
Librarian.....	1 2, 700	1 2, 700	1 2, 700		
Salary range, \$2,400 to \$3,000; average, \$2,700—					
Chief printer.....	1 3, 000	1 3, 000	1 3, 000		
Chief clerk, quartermaster's office.....	1 2, 400	1 2, 400	1 2, 400		
Chief clerk, treasurer's office.....	1 2, 400	1 2, 400	1 2, 400		
Laundry manager.....	1 2, 400	1 2, 400	1 2, 400		
Steward, cadet mess.....	1 2, 400	1 2, 400	1 2, 400		
Instructors.....	6 2, 400	7 2, 400	7 2, 400		

Estimates of appropriations required for the service of the fiscal year ending June 30, 1927—Continued

General object (title of appropriation), date of acts, references to Statutes at Large, or to Revised Statutes, and estimated amount required for each detailed object	Total amount to be appropriated under each head of appropriation			Amount appropriated for the fiscal year ending June 30, 1926		
<i>Pay of Military Academy—Continued.</i>						
	Estimated expenditures, 1927 appropriation	Estimated expenditures, 1926 appropriation	Expended and obligated, 1925			
<i>Pay of civilians, field service—Continued.</i>						
<i>Salaries and wages—Continued.</i>						
Salary range, \$2,100 to \$2,700; average, \$2,400—						
Chief of division, Adjutant's office	No. 1	Average—Salary \$2,100	No. 1	Average—Salary \$2,100	No. 1	Average—Salary \$2,100
Draftsman, architectural	1	2,600	1	2,500	1	2,100
Master mechanic	1	2,100	1	2,100	1	2,100
Salary range, \$1,860 to \$2,400; average, \$2,100—						
Chiefs of divisions, adjutant's office	3	1,860	3	1,860	3	1,860
Assistant printer	1	1,860	1	1,860	1	1,860
Bookbinder	1	1,860	1	1,860	1	1,860
Chief plumber	1	1,860	1	1,860	1	1,860
Chief electrician	1	1,860	1	1,860	1	1,860
Assistant chief engineer	1	1,860	1	1,860	1	1,860
Superintendent of gas works	1	1,860	1	1,860	1	1,860
Chiefs of divisions, quartermaster's office	3	1,860	3	1,860	3	1,860
Clerk, treasurer's office	1	1,860	1	1,860	1	1,860
Clerk, photographer	1	1,860	1	1,860	1	1,860
Chemist mechanic	1	1,860	1	1,860	1	1,860
Assistant librarian	1	1,860	1	1,860	1	1,860
Salary range, \$1,680 to \$2,040; average, \$1,860—						
Pressman	1	1,680	1	1,680	1	1,680
Stenographer, adjutant's office	1	1,680	1	1,680	1	1,680
Clerk, quartermaster's office	1	1,680	1	1,680	1	1,680
Assistant chiefs of divisions, quartermaster's office	3	1,680	3	1,680	3	1,680
Assistant engineers	3	1,680	3	1,680	3	1,680
Refrigerating engineer	1	1,680	1	1,680	1	1,680
Chef	1	1,740	1	1,740	1	1,740
Clerk-draftsman (junior engineer)	1	1,680	1	1,680	1	1,680
Salary range, \$1,500 to \$1,860; average, \$1,680—						
Assistant chief of division, adjutant's office	1	1,680	1	1,680	1	1,680
Stenographer, quartermaster's office	1	1,500	1	1,500	1	1,500
Assistant plumber	1	1,500	1	1,500	1	1,500
Clerk and stenographer	1	1,860	1	1,860	1	1,860
Head waiter	1	1,500	1	1,500	1	1,500
Clerk, treasurer's office	1	1,680	1	1,680	1	1,680
Engineer, treasurer's department	1	1,500	1	1,500	1	1,500
Superintendent, post cemetery	1	1,500	1	1,500	1	1,500
Salary range, \$1,320 to \$1,680; average, \$1,500—						
Stenographers, adjutant's office	5	1,320	5	1,320	5	1,320
Clerks, treasurer's office	3	1,320	3	1,320	3	1,320
First cook, cadet mess	1	1,320	1	1,320	1	1,320
Baker, cadet mess	1	1,320	1	1,320	1	1,320
Stenographers, academic departments	8	1,320	8	1,320	8	1,320
Stenographer, commandant's office	1	1,440	1	1,440	1	1,440
Salary range, \$1,140 to \$1,500; average, \$1,320—						
Book sewers	2	1,140	2	1,140	2	1,140
Plumber's helper	1	1,140	1	1,140	1	1,140
Firemen	8	1,140	8	1,140	8	1,140
Custodian	1	1,140	1	1,140	1	1,140
Butcher	1	1,260	1	1,260	1	1,260
Clerk, treasurer's department	1	1,140	1	1,140	1	1,140
Dry cleaner	1	1,200	1	1,200	1	1,200
Custodian	1	1,440	1	1,440	1	1,440
Assistant mechanics, departments	2	1,140	2	1,140	2	1,140
Overseer	1	1,140	1	1,140	1	1,140
Salary range, \$1,020 to \$1,260; average, \$1,140—						
Janitor	1	1,140	1	1,140	1	1,140
Cooks, cadet mess	4	1,080	4	1,080	4	1,080
Chauffeur, cadet mess	1	1,020	1	1,020	1	1,020
Mechanic	1	1,020	1	1,020	1	1,020
Salary range, \$900 to \$1,140; average, \$1,020—						
Messenger	1	960	1	960	1	960
Oilers, power house	2	900	2	900	2	900
Janitress	1	900	1	900	1	900
Assistant head waiter	1	900	1	900	1	900
Scavenger	1	960	1	960	1	960
Salary range, \$780 to \$1,020; average, \$900—						
Charwoman	1	780	1	780	1	780
Janitor	1	780	1	780	1	780
Assistant waiter, cadet mess	1	780	1	780	1	780
Coffee man	1	780	1	780	1	780
Fireman	1	780	1	780	1	780
Assistant butcher	1	840	1	840	1	840
Assistant baker	1	780	1	780	1	780
Custodian	1	770	1	780	1	780
Porter	1	780	1	780	1	780
Mender, cadet laundry	1	780	1	780	1	780
Sorters, cadet laundry	5	780	5	780	5	780
Linen man	1	780	1	780	1	780
Teacher of music, with allowances of first lieutenant U. S. Army, base and longevity pay, \$3,120; ration allowance, \$438	1	3,558	1	3,558	1	3,558
Unclassified employees, cadet mess	80	50,242	80	52,842	80	52,842
Total average number of employees	199		203		203	
Total salaries and wages, field service		235,000		240,000		240,000
01 Total pay of Military Academy		1,169,442		1,174,442		1,066,077

Estimates of appropriations required for the service of the fiscal year ending June 30, 1927—Continued

General object (title of appropriation), date of acts, references to Statutes at Large, or to Revised Statutes, and estimated amount required for each detailed object	Total amount to be appropriated under each head of appropriation	Amount appropriated for the fiscal year ending June 30, 1926
<p>Maintenance, United States Military Academy—</p> <p>For text and reference books for instruction; increase and expense of library (not exceeding [\$7,000] \$5,600); office equipment and supplies; stationery, blank books, forms, printing and binding, and periodicals; diplomas for graduates (not exceeding \$1,100); [to be immediately available;] expense of lectures; apparatus, equipment, supplies, and material for purposes of instruction and athletics, and maintenance and repair thereof; musical instruments and maintenance of band; care and maintenance of organ; equipment for cadet mess; postage, telephones and telegrams; freight and expressage; transportation of cadets and accepted cadets from their homes to the Military Academy and discharged cadets, including reimbursement of traveling expenses; for payment of commutation of rations for the cadets of the United States Military Academy in lieu of the regular established ration; maintenance of children's school; [(not exceeding \$8,800);] contingencies for superintendent of the academy (not to exceed \$3,000); expenses of the members of the Board of Visitors (not exceeding [\$750] \$375); contingent fund, to be expended under the direction of the Academic Board (not exceeding \$500); improvement, repair, and maintenance of buildings and grounds (including roads, walls, and fences); shooting galleries and ranges; cooking, heating, and lighting apparatus and fixtures and operation and maintenance thereof; maintenance of water, sewer, and plumbing systems; maintenance of and repairs to cadet camp; fire-extinguishing apparatus; machinery and tools and repair of same; maintenance, repair, and operation of an automobile and one motor truck; policing buildings and grounds; furniture for official purposes at the academy, and repair and maintenance thereof; fuel for heat, light, and power; and other necessary incidental expenses in the discretion of the superintendent; in all, [\$1,006,920.] (<i>act Feb. 12, 1925, vol. 43, p. 919</i>)-----</p>	\$970, 131. 00	\$1, 006, 920. 00
	</	

Estimates of appropriations required for the service of the fiscal year ending June 30, 1927—Continued

General object (title of appropriation), date of acts, references to Statutes at Large, or to Revised Statutes, and estimated amount required for each detailed object				Total amount to be appropriated under each head of appropriation	Amount appropriated for the fiscal year ending June 30, 1926
Maintenance, United States Military Academy—Continued.					
	Estimated expenditures, 1927 appropriation	Estimated expenditures, 1926 appropriation	Expended and obligated, 1925		
Field service—Continued.					
Salaries and wages—Continued.					
Salary range, \$600 to \$780; average, \$690—	<i>Average—</i>	<i>Average—</i>	<i>Average—</i>		
Charwoman	No. 1 Salary \$600.00	No. 1 Salary \$690.00	No. 1 Salary \$600.00		
Caretaker	1 768.00	1 768.00			
Salary range, \$420 to \$600; average, \$510—					
Apprentices	2 570.00	2 570.00	2 570.00		
Salary range, \$240 to \$420; average, \$330—					
Apprentice	1 313.00	1 313.00	1 313.00		
Salary range, no grade—					
Apprentice	1 180.00	1 180.00	1 180.00		
Total average number of employees	218 $\frac{1}{2}$	218 $\frac{1}{2}$	185 $\frac{1}{2}$		
Total salaries and wages, field service	341,023.94	340,993.94	257,590.43		
The difference between 1927 and 1926 is due to—					
Increase in salaries	\$780.00				
Decrease in force	750.00				
Net increase	30.00				
Deduct expenditures for personal services included in objects named below	260,975.94	260,975.94	200,260.64		
Net salaries and wages, field service	80,048.00	80,018.00	57,329.79		
For course of lectures, instruction of cadets	500.00	1,200.00	272.43		
01 Total personal services	80,548.00	81,218.00	57,602.22		
Supplies and materials:					
0200 Stationery and office supplies	14,200.00	14,200.00	14,841.56		
0220 Scientific and educational supplies	10,075.00	10,075.00	10,016.85		
0230 Fuel	164,127.50	168,907.96	79,059.83		
0280 Sundry supplies	10,800.00	10,840.00	10,843.63		
02 Total supplies and materials	199,202.50	204,022.96	114,761.87		
03 Subsistence and support of persons	333,376.00	350,400.00			
Communication service:					
0500 Telegraph service	120.00	120.00	119.09		
0510 Telephone service	450.00	450.00	449.81		
0520 Other communication service	320.00	320.00	321.33		
05 Total communication service	890.00	890.00	890.23		
06 Travel expenses	31,450.00	31,453.00	12,437.49		
07 Transportation of things	500.00	500.00	407.27		
Printing and binding, etc.:					
0800 Printing and binding	700.00	700.00	1,274.38		
0810 Lithographing, engraving, and engrossing	1,000.00	635.50	788.30		
08 Total printing and binding	1,700.00	1,335.50	2,062.68		
11 Rents	125.00	250.00	50.00		
12 Repairs and alterations	292,649.50	206,000.54	284,477.56		
13 Special and miscellaneous current expenses	4,175.00	4,175.00	3,829.70		
Equipment:					
3000 Passenger-carrying vehicles	150.00	250.00	385.73		
3010 Furniture, furnishings, and fixtures	7,915.00	8,725.00	11,381.26		
3020 Educational, scientific, and recreational equipment	7,000.00	7,000.00	6,995.62		
3050 Other equipment	10,450.00	10,700.00	10,663.60		
30 Total equipment	25,515.00	26,675.00	29,426.21		
Reserve		10,000.00			
Total, maintenance United States Military Academy	970,131.00	1,006,920.00	505,945.23		
Public Works, United States Military Academy—					
For continuing the construction of a new mess hall, cadet store, dormitories, and drawing academy (act Feb. 12, 1925, vol. 43, p. 919)				\$350,000.00	\$350,000.00
	Estimated expenditures, 1927 appropriation	Estimated expenditures, 1926 appropriation	Expended and obligated, 1925		
32 Construction of buildings	\$350,000.00	\$350,000.00	\$205,063.81		

Estimates of appropriations required for the service of the fiscal year ending June 30, 1927—Continued

General object (title of appropriation), date of acts, references to Statutes at Large, or to Revised Statutes, and estimated amount required for each detailed object				Total amount to be appropriated under each head of appropriation	Amount appropriated for the fiscal year ending June 30, 1926
Public Works, United States Military Academy—Continued.					
Section 3648, Revised Statutes, shall not apply to subscriptions for foreign, professional, and other newspapers and periodicals to be paid from any of the foregoing appropriations for the Military Academy.					
The Secretary of War is hereby directed to turn over to the United States Military Academy without expense all such surplus material as may be available and necessary for the construction of buildings; also surplus tools and material required for use in the instruction of cadets at the Academy: <i>Provided</i> , That the constructing quartermaster, United States Military Academy is hereby exempted from all laws and regulations relative to employment and to granting leaves of absence to employees with pay while employed on construction work at the Military Academy: <i>Provided further</i> , That the funds appropriated herein for the United States Military Academy may be expended without advertising when in the opinion of the responsible constructing officer and the superintendent it is more economical and advantageous to the Government to dispense with advertising (<i>act Feb. 12, 1925, vol. 43, p. 919</i>).					
Total under United States Military Academy-----				\$2, 489, 573. 00	\$2, 583, 931. 00
MILITIA BUREAU					
Arming, Equipping, and Training the National Guard—					
For procurement of forage, bedding, and so forth, for animals used by the National Guard, [\$1,444,905, and in addition thereto the sum of \$16,000 from the unexpended balances of the appropriations for "Arming, equipping, and training the National Guard, 1924," is continued and made available for this purpose during the fiscal year 1926,] (<i>acts of June 3, 1916, vol. 39, p. 205, sec. 90; June 4, 1920, vol. 41, p. 783, sec. 89; Mar. 2, 1923, vol. 42, p. 1410, sec. 1; Feb. 12, 1925, vol. 43, p. 920; Feb. 28, 1925, vol. 43, p. 1075</i>)-----				\$1,371,543.00	
	Estimated expenditures, 1927 appropriation	Estimated expenditures, 1926 appropriation	Expended and obligated, 1925		
Supplies and materials:					
0210 Medical and hospital supplies-----	\$44, 960. 00	\$44, 960. 00	\$59, 410. 06		
0250 Forage and other supplies for animals-----	1, 389, 194. 00	1, 389, 194. 00	1, 466, 755. 97		
0280 Sundry supplies-----	14, 550. 00	14, 550. 00	19, 717. 71		
02 Total supplies and materials-----	1, 448, 724. 00	1, 448, 724. 00	1, 545, 883. 74		
Deduct savings from 1926 appropriation-----	77, 181. 00				
Total-----	1, 371, 543. 00	1, 448, 724. 00	1, 545, 883. 74		
For compensation of help, for care of materials, animals, and equipment [\$2,760,000] (<i>same acts</i>)-----				2,106,260.00	
	Estimated expenditures, 1927 appropriation	Estimated expenditures, 1926 appropriation	Expended and obligated, 1925		
01 Enlisted men of the National Guard or qualified civilians whenever it is impracticable to secure competent enlisted caretakers-----	\$2, 453, 760. 00	\$2, 460, 000. 00	\$2, 304, 993. 22		
Deduct savings from 1926 appropriation-----	347, 500. 00				
Total-----	2, 106, 260. 00	2, 460, 000. 00	2, 304, 993. 22		

Estimates of appropriations required for the service of the fiscal year ending June 30, 1927—Continued

General object (title of appropriation), date of acts, references to Statutes at Large, or to Revised Statutes, and estimated amount required for each detailed object

Total amount to be appropriated under each head of appropriation

Amount appropriated for the fiscal year ending June 30, 1926

Arming, Equipping, and Training the National Guard—Continued.

For expenses, camps of instruction, [\$9,900,000, and in addition thereto the sum of \$635,000 from the unexpended balances of the appropriation for "Arming, equipping and training the National Guard, 1924," is continued and made available for this purpose during the fiscal year 1926] (acts of June 3, 1916, vol. 39, p. 205, sec. 90; June 4, 1920, vol. 41, p. 783, sec. 89; Mar. 2, 1923, vol. 42, p. 1410, sec. 1; Feb. 12, 1925, vol. 43, p. 920; Feb. 28, 1925, vol. 43, p. 1075) ----- \$9, 670, 517. 00

	Estimated expenditures, 1927 appropriation	Estimated expenditures, 1926 appropriation	Expended and obligated, 1925
01 Personal services.....	\$4, 988, 204. 00	\$4, 988, 204. 00	\$4, 860, 313. 94
Supplies and materials:			
0200 Stationery and office supplies.....	4, 125. 00	4, 125. 00	6, 033. 92
0210 Medical and hospital supplies.....	7, 800. 00	7, 800. 00	6, 914. 28
0230 Fuel.....	162, 575. 00	162, 575. 00	162, 531. 20
0240 Wearing apparel and sewing supplies.....	500. 00	500. 00	224. 92
0250 Forage and other supplies for animals.....	86, 700. 00	86, 700. 00	79, 281. 04
0260 Provisions.....	1, 061, 308. 00	1, 061, 308. 00	1, 097, 974. 14
0280 Sundry supplies.....	40, 100. 00	40, 100. 00	37, 027. 59
02 Total supplies and materials.....	1, 363, 108. 00	1, 363, 108. 00	1, 389, 987. 09
05 Communication service.....	2, 650. 00	2, 650. 00	2, 386. 65
06 Travel expenses.....	1, 637, 158. 00	1, 637, 158. 00	1, 726, 269. 58
07 Transportation of things.....	812, 822. 00	812, 822. 00	935, 763. 85
10 Furnishing of electricity.....	27, 500. 00	27, 500. 00	24, 530. 35
11 Rents.....	254, 450. 00	254, 450. 00	255, 602. 73
12 Repairs and alterations.....	182, 625. 00	434, 432. 00	130, 094. 44
22 Burial expenses.....	1, 000. 00	1, 000. 00	795. 56
32 New construction.....	401, 000. 00	1, 613, 676. 00	798, 249. 50
	9, 670, 517. 00	10, 535, 000. 00	10, 123, 993. 69

For expenses, selected officers and enlisted men, military service schools, [\$325,000, and in addition thereto the sum of \$15,500 from the unexpended balances of the appropriation for "Arming, equipping, and training the National Guard, 1924," is continued and made available for this purpose during the fiscal year 1926] (same acts) -----

308, 000. 00

	Estimated expenditures, 1927 appropriation	Estimated expenditures, 1926 appropriation	Expended and obligated, 1925
01 Personal services (officers and enlisted men).....	\$260, 160. 00	\$275, 625. 00	\$243, 908. 03
03 Subsistence (enlisted men).....	2, 340. 00	3, 000. 00	2, 575. 00
06 Travel expenses (officers and enlisted men).....	45, 500. 00	61, 875. 00	59, 888. 42
Total.....	308, 000. 00	340, 500. 00	306, 371. 45

For pay of property and disbursing officers for the United States, [\$72,000, and in addition thereto the sum of \$1,800 from the unexpended balances of the appropriation for "Arming, equipping, and training the National Guard, 1924," is continued and made available for this purpose during the fiscal year 1926] (same acts) -----

74, 065. 00

	Estimated expenditures, 1927 appropriation	Estimated expenditures, 1926 appropriation	Expended and obligated, 1925
01 Personal services.....	\$77, 400. 00	\$77, 400. 00	\$68, 223. 57
Deduct savings from 1926 appropriation.....	3, 335. 00		
Total.....	74, 065. 00	77, 400. 00	68, 223. 57

Estimates of appropriations required for the service of the fiscal year ending June 30, 1927—Continued

General object (title of appropriation), data of acts, references to Statutes at Large, or to Revised Statutes, and estimated amount required for each detailed object				Total amount to be appropriated under each head of appropriation	Amount appropriated for the fiscal year ending June 30, 1926
Arming, Equipping, and Training the National Guard—Continued.					
For general expenses, equipment, and instruction National Guard [\$900,000] (acts of June 3, 1916, vol. 39, p. 205, sec. 90; June 4, 1920, vol. 41, p. 783, sec. 89; Mar. 2, 1923, vol. 42, p. 1410, sec. 1; Feb. 12, 1925, vol. 43, p. 920; Feb. 28, 1925, vol. 43, p. 1075)				\$688, 650. 00	
	Estimated expenditures, 1927 appropriation	Estimated expenditures, 1926 appropriation	Expended and obligated, 1925		
01 Personal services.....	\$106, 245. 00	\$106, 245. 00	\$103, 779. 17		
Supplies and materials:					
0200 Stationery and office supplies.....	87, 580. 00	87, 580. 00	84, 923. 65		
0210 Medical and hospital supplies.....	3, 160. 00	3, 160. 00	2, 511. 75		
0220 Scientific and educational supplies.....	190. 00	190. 00	144. 23		
0230 Fuel.....	110, 025. 00	110, 025. 00	86, 246. 46		
0240 Wearing apparel and sewing supplies.....	35, 025. 00	35, 025. 00	31, 212. 72		
0280 Sundry supplies.....	88, 545. 00	88, 545. 00	99, 195. 70		
0290 Materials.....	875. 00	875. 00			
02 Total supplies and materials.....	299, 050. 00	308, 750. 00	304, 233. 91		
03 Subsistence and support of persons.....	650. 00	650. 00	286. 46		
05 Communication service.....	1, 750. 00	1, 750. 00	1, 100. 95		
06 Travel expenses.....	4, 000. 00	4, 000. 00	3, 768. 22		
07 Transportation of things.....	53, 050. 00	53, 050. 00	44, 081. 97		
11 Rents.....	45, 500. 00	32, 500. 00	31, 646. 73		
12 Repairs and alterations.....	125, 380. 00	202, 080. 00	170, 428. 58		
Equipment:					
3030 War equipment.....	7, 650. 00	7, 650. 00	7, 399. 62		
3050 Other equipment.....	100, 025. 00	116, 675. 00	102, 248. 93		
30 Total equipment.....	134, 025. 00	124, 325. 00	109, 648. 55		
	769, 650. 00	850, 000. 00	768, 974. 54		
Deduct savings from 1926 appropriation.....	81, 000. 00				
Total.....	688, 650. 00	850, 000. 00	768, 974. 54		
For travel of officers and noncommissioned officers of the Regular Army in connection with the National Guard [\$375,000] (same acts).....				300, 000. 00	
	Estimated expenditures, 1927 appropriation	Estimated expenditures, 1926 appropriation	Expended and obligated, 1925		
06 Travel expenses (officers and enlisted men).....	\$326, 000. 00	\$375, 000. 00	\$424, 180. 24		
Deduct savings 1926 appropriation.....	26, 000. 00				
Total.....	300, 000. 00	375, 000. 00	424, 180. 24		
For transportation of equipment and supplies, [\$350,000] , and in addition thereto the sum of \$31,250 from the unexpended balances of the appropriation for "Arming, equipping, and training the National Guard, 1924," is continued and made available for this purpose during the fiscal year 1926] (same acts).....				153, 750. 00	
	Estimated expenditures, 1927 appropriation	Estimated expenditures, 1926 appropriation	Expended and obligated, 1925		
07 Transportation of things.....	\$300, 000. 00	\$300, 000. 00	\$353, 282. 01		
Deduct savings 1926 appropriations.....	146, 250. 00				
Total.....	153, 750. 00	300, 000. 00	353, 282. 01		
For expenses of enlisted men of the Regular Army on duty with the National Guard, including the hiring of quarters in kind [\$500,000] (same acts).....				470, 000. 00	
	Estimated expenditures, 1927 appropriation	Estimated expenditures, 1926 appropriation	Expended and obligated, 1925		
02 Medical and hospital supplies.....	\$2, 975. 00	\$2, 975. 00	\$2, 014. 35		
03 Subsistence.....	247, 125. 00	247, 125. 00	229, 068. 20		
11 Rental of quarters.....	249, 900. 00	249, 900. 00	218, 852. 98		
Total.....	500, 000. 00	500, 000. 00	449, 935. 53		
Deduct savings, 1926 appropriation.....	30, 000. 00				
Total.....	470, 000. 00				
				\$15, 142, 785. 00	\$16, 626, 905. 00

Estimates of appropriations required for the service of the fiscal year ending June 30, 1927—Continued

General object (title of appropriation), date of acts, references to Statutes at Large, or to Revised Statutes, and estimated amount required for each detailed object				Total amount to be appropriated under each head of appropriation	Amount appropriated for the fiscal year ending June 30, 1926
Armory Drill Pay— For pay of National Guard (armory drills), [\$9,990,000, and in addition thereto the sum of \$968,750 from the unexpended balances of the appropriation for "Arming, equipping, and training the National Guard, 1924," is continued and made available for this purpose.] \$10,147,866: <i>Provided, That hereafter Armory Drill Pay shall be computed upon a fiscal year basis instead of calendar year (acts June 3, 1916, vol. 39, p. 209; June 4, 1920, vol. 41, p. 784; Mar. 2, 1923, vol. 42, p. 1410; Feb. 12, 1925, vol. 43, p. 920; Feb. 28, 1925, vol. 43, p. 1075)</i> -----				\$10, 147, 866. 00	\$9, 990, 000. 00
	Estimated expenditures, 1927 appropriation	Estimated expenditures, 1926 appropriation	Expended and obligated, 1925		
01 Personal services (officers and enlisted men) -----	\$10, 147, 866	\$10, 958, 750	\$11, 075, 541		
Arms, Uniforms, Equipment, etc., for Field Service, National Guard— To procure by purchase or manufacture and issue from time to time to the National Guard, upon requisition of the Governors of the several States and Territories, or the commanding general, National Guard of the District of Columbia, such military equipment and stores of all kinds and a reserve supply thereof as are necessary to arm, uniform, and equip for field service the National Guard of the several States, Territories, and the District of Columbia, and to repair such of the aforementioned articles of equipage and military stores as are or may become damaged when, under regulations prescribed by the Secretary of War, such repair may be determined to be an economical measure and as necessary for their proper preservation and use, [\$3,119,281, and in addition thereto the sum of \$62,500 from the unexpended balances of the appropriation for "Arming, Equipping, and Training the National Guard, 1924," is continued and made available for this purpose during the fiscal year 1926:] \$5,404,292: <i>Provided, That the Secretary of War is hereby directed to issue from surplus or reserves stores and material on hand and purchased for the United States Army such articles of clothing and equipment and Field Artillery, Engineer, and Signal material and ammunition as may be needed by the National Guard organized under the provisions of the act entitled, "An Act for making further and more effectual provision for the national defense, and for other purposes," approved June 3, 1916, as amended by the act approved June 4, 1920. This issue shall be made without charge against militia appropriations except for actual expenses incident to such issue.</i> The mounted, motorized, air, medical, and tank units and motor transport, military police, wagon and service companies of the National Guard shall be so reduced that the appropriations made in this act shall cover the entire cost of maintenance of such units for the National Guard during the fiscal year [1926] 1927 (acts Feb. 12, 1925, vol. 43, p. 920; Feb. 28, 1925, vol. 43, p. 1075)-----				5, 404, 292. 00	3, 119, 281. 00
	Estimated expenditures, 1927 appropriation	Estimated expenditures, 1926 appropriation	Expended and obligated, 1925		
Supplies and materials:					
0200 Stationery and office supplies.....	\$10, 750. 47	\$9, 025. 00	\$7, 935. 88		
0210 Medical and hospital supplies.....	13, 154. 64	14, 125. 00	14, 057. 51		
0220 Scientific and educational supplies.....	1, 600. 00	3, 750. 00	3, 192. 97		
0230 Fuel.....	55. 00	75. 00	51. 95		
0240 Wearing apparel and sewing supplies.....	1, 911, 182. 74	702, 750. 00	614, 482. 08		
0250 Forage and other supplies for animals.....	4, 600. 00	8, 100. 00	4, 385. 40		
0270 Powder, projectiles, explosives, and pyrotechnic supplies.....	1, 219, 722. 75	531, 829. 00	638, 041. 67		
0280 Sundry supplies.....	712, 703. 61	809, 396. 00	723, 645. 93		
0290 Materials.....	164, 450. 00	218, 500. 00	109, 548. 65		
02 Total supplies and materials.....	4, 038, 219. 21	2, 297, 750. 00	2, 115, 342. 04		
03 Subsistence and support of persons.....	130. 00	125. 00	125. 80		
Equipment:					
3010 Furniture, furnishings, and fixtures.....	40, 620. 00	35, 750. 00	31, 048. 52		
3020 Educational, scientific, and recreational equipment.....	15, 658. 17	12, 750. 00	10, 625. 91		
3030 War equipment.....	1, 142, 440. 00	661, 406. 00	531, 277. 81		
3050 Other equipment.....	167, 224. 62	174, 000. 00	156, 550. 96		
30 Total equipment.....	1, 366, 072. 79	883, 906. 00	730, 103. 20		
Total.....	5, 404, 292. 00	3, 181, 781. 00	2, 845, 571. 04		
Total, military, under Militia Bureau-----				30, 694, 943. 00	29, 736, 186. 00

Estimates of appropriations required for the service of the fiscal year ending June 30, 1927—Continued

General object (title of appropriation), date of acts, references to Statutes at Large, or to Revised Statutes, and estimated amount required for each detailed object				Total amount to be appropriated under each head of appropriation	Amount appropriated for the fiscal year ending June 30, 1926
DEPARTMENTAL					
Salaries, Militia Bureau—					
Salaries: For personal services in the District of Columbia in accordance with the classification act of 1923 [\$127,560] , and in addition thereto the sum of \$12,000 from the unexpended balances of the appropriation for "Arming, equipping, and training the National Guard, 1924," is continued and made available for this purpose during the fiscal year 1926] (act Feb. 12, 1925, vol. 43, p. 1075)				\$132, 309. 00	\$127, 560. 00
[The appropriations herein made for "Arming, equipping, and training the National Guard" shall be available until December 31, 1926.]					
[The unexpended balances of the appropriations for "Arming, equipping, and training the National Guard" for the fiscal year ending June 30, 1925, are continued and made available until December 31, 1925.]					
	Estimated expenditures, 1927 appropriation	Estimated expenditures, 1926 appropriation	Expended and obligated, 1925		
Departmental service:					
Salaries—					
Clerical, administrative, and fiscal service—	Average—	Average—	Average—		
Grade 9, \$3,000 to \$3,600; average, \$3,300—	No. Salary	No. Salary	No. Salary		
Senior administrative assistant.....	1 \$3, 100	1 \$3, 000	1 \$3, 000		
Grade 8, \$2,700 to \$3,300; average, \$3,000—					
Administrative assistant.....	1 2, 800	1 2, 700	1 2, 700		
Grade 7, \$2,400 to \$3,000; average, \$2,700—					
Junior administrative assistant.....	1 2, 500	1 2, 400	1 2, 400		
Grade 6, \$2,100 to \$2,700; average, \$2,400—					
Principal clerks.....	3 2, 200	3 2, 100	3 2, 100		
Grade 5, \$1,860 to \$2,400; average, \$2,130—					
Senior clerks.....	4 2, 090	4 1, 995	4 1, 951		
Grade 4, \$1,680 to \$2,040; average, \$1,860—					
Principal stenographer.....	1 1, 800	1 1, 740	1 1, 740		
Clerks.....	6 1, 750	6 1, 690	5 1, 680		
Grade 3, \$1,500 to \$1,860; average, \$1,680—					
Assistant clerks.....	13 1, 615	13 1, 555	9 1, 571		
Senior stenographers.....	7 1, 543	7 1, 543	9 1, 572		
Assistant clerk stenographer.....	1 1, 560	1 1, 500	1 1, 500		
Grade 2, \$1,320 to \$1,680; average, \$1,500—					
Junior clerks.....	15 1, 463	15 1, 404	16 1, 382		
Junior stenographers.....	8 1, 410	7 1, 354	7 1, 337		
Junior clerk typists.....	8 1, 440	9 1, 387	8 1, 380		
Clerk stenographers.....	2 1, 500	2 1, 440	2 1, 440		
Junior operator, office devices.....	1 1, 380	1 1, 320	1 1, 320		
Grade 1, \$1,140 to \$1,500; average, \$1,320—					
Underclerk typists.....	4 1, 245	4 1, 185	4 1, 300		
Underclerks.....	3 1, 260	3 1, 200	2 1, 140		
Custodial service—					
Grade 4, \$1,140 to \$1,500; average, \$1,320—					
Head messenger.....	1 1, 200	1 1, 140	1 1, 140		
Grade 3, \$1,020 to \$1,260; average, \$1,140—					
Messengers.....	4 1, 080	4 1, 020	4 1, 020		
01 Total average number of employees.....	84	84	79		
Total salaries, departmental service.....	132, 309. 00	127, 560. 00	126, 357. 50		
The difference between 1927 and 1926 is due to increase in salaries, \$4,749.					
Total under Militia Bureau.....				30, 827, 252. 00	29, 863, 746. 00
ORGANIZED RESERVES					
Organized Reserves—					
Officers' Reserve Corps:					
For pay and allowances of members of the Officers' Reserve Corps on active duty for not exceeding fifteen days' training [\$2,293,500] (acts June 3, 1916, vol. 39, p. 189, sec. 37; June 4, 1920, vol. 41, p. 760, sec. 3a; June 10, 1922, vol. 42, p. 627, sec. 3; Feb. 12, 1925, vol. 43, p. 921)				\$2, 240, 000. 00	
For pay and allowances of members of the Officers' Reserve Corps on active duty for more than fifteen days in accordance with law [\$400,000] (same acts)				426, 500. 00	
	Estimated expenditures, 1927 appropriation	Estimated expenditures, 1926 appropriation	Expended and obligated, 1925		
01 Pay and allowances, reserve officers.....	\$2, 666, 500. 00	\$2, 603, 168. 00	\$2, 378, 786. 20		
Reserve.....		90, 332			
Total.....	2, 666, 500. 00	2, 693, 500. 00	2, 378, 786. 20		

Estimates of appropriations required for the service of the fiscal year ending June 30, 1927—Continued

General object (title of appropriation), date of acts, references to Statutes at Large, or to Revised Statutes, and estimated amount required for each detailed object				Total amount to be appropriated under each head of appropriation	Amount appropriated for the fiscal year ending June 30, 1926
Organized Reserves—Continued.					
Officers' Reserve Corps—Continued.					
For mileage, reimbursement of actual traveling expenses, or per diem allowances in lieu thereof as authorized by law [\$449,300] \$392,300 : <i>Provided, That the mileage allowance to members of the Officers' Reserve Corps when called into active service for training for fifteen days or less shall not exceed 4 cents per mile: Provided further, That officers performing travel on Government-owned transports shall be entitled only to reimbursement of actual and necessary expenses incurred; in all, \$3,058,800 (acts June 12, 1906, vol. 34, p. 246, sec. 1; June 10, 1922, vol. 42, p. 631, sec. 12; June 7, 1924, vol. 43, p. 506; Feb. 12, 1925, vol. 43, p. 921)</i> -----				\$392,300.00	
	Estimated expenditures, 1927 appropriation	Estimated expenditures, 1926 appropriation	Expended and obligated, 1925		
06 Mileage of reserve officers-----	\$392,300	\$410,615	\$373,271		
Reserve-----		38,685			
Total-----	392,300	449,300	373,271		
Enlisted Reserve Corps:					
For pay, transportation, subsistence, [and] clothing, and <i>medical and hospital treatment, [\$50,000]</i> (acts June 3, 1916, vol. 39, p. 187, sec. 30; June 4, 1920, vol. 41, p. 760, sec. 3a; Feb. 12, 1925, vol. 43, p. 921)-----				45,000.00	
	Estimated expenditures, 1927 appropriation	Estimated expenditures, 1926 appropriation	Expended and obligated, 1925		
01 Pay, enlisted men of Enlisted Reserve Corps-----	\$21,100.00	\$23,100.00	\$13,595.17		
Supplies and materials:					
0240 Clothing-----	4,389.00	4,004.00	1,984.47		
0260 Provisions-----	3,326.00	3,326.00	784.94		
02 Total supplies and materials-----	7,715.00	7,330.00	2,832.57		
03 Commutation of rations-----	2,533.00	2,533.00	473.52		
06 Transportation-----	12,015.00	15,015.00	7,864.87		
13 Miscellaneous current expenses and general purpose-----	1,637.00	1,622.00	17,274.95		
Reserve-----		400.00			
Total-----	45,000.00	50,000.00	41,977.88		
Correspondence courses:					
For conducting correspondence courses for instruction of members of the Reserve Corps, including necessary supplies, procurement of maps and textbooks, and transportation (acts June 3, 1916, vol. 39, p. 191, sec. 39; June 4, 1920, vol. 41, p. 760, sec. 3a; June 7, 1924, vol. 43, p. 506; Feb. 12, 1925, vol. 43, p. 921)-----				17,000.00	
	Estimated expenditures, 1927 appropriation	Estimated expenditures, 1926 appropriation	Expended and obligated, 1925		
02 Stationery and sundry office supplies-----	\$4,250.00	\$4,000.00	\$5,612.33		
07 Transportation of supplies-----	1,500.00	1,500.00	669.28		
13 Miscellaneous current expenses and general purposes-----	3,750.00	3,500.00	6,190.42		
30 Books, pamphlets, etc-----	7,500.00	7,000.00	3,527.97		
Reserve-----		1,000.00			
Total-----	17,000.00	17,000.00	16,000.00		
Manuals:					
For purchase of training manuals, [\$15,000] including <i>Government publications (same acts)</i> -----				22,000.00	
	Estimated expenditures, 1927 appropriation	Estimated expenditures, 1926 appropriation	Expended and obligated, 1925		
30 Manuals-----	\$22,000	\$14,500	\$14,500		
Reserve-----		500			
Total-----	22,000	15,000	14,500		

Estimates of appropriations required for the service of the fiscal year ending June 30, 1927—Continued

General object (title of appropriation), date of acts, references to Statutes at Large, or to Revised Statutes, and estimated amount required for each detailed object				Total amount to be appropriated under each head of appropriation	Amount appropriated for the fiscal year ending June 30, 1926
Organized Reserves—Continued.					
Headquarters and camps:					
For establishment, maintenance, and operation of divisional and regimental headquarters and of camps for training of the Organized Reserves; for miscellaneous expenses incident to the administration of the Organized Reserves, including the maintenance and operation of motor-propelled passenger-carrying vehicles; for transportation of baggage, including packing and crating, of reserve officers on active duty for not less than six months; for medical and hospital treatment, continuation of pay and allowances not to exceed six months, and transportation when fit for travel to their homes of members of the Officers' Reserve Corps and Enlisted Reserve Corps of the Army injured in line of duty while on active duty under proper orders or while voluntarily participating in aerial flights in Government-owned aircraft by proper authority as an incident to their military training, and for the preparation and transportation to their homes and burial expenses of the remains of members of the Organized Reserves who die while on active duty, as provided in section 4 of the act of June 3, 1924, [§450,000] \$525,000: <i>Provided</i> , That not to exceed \$100,000 of this amount may be used for establishment and maintenance of divisional and regimental headquarters (<i>acts June 4, 1920, vol. 41, p. 760, sec. 3a; June 30, 1922, vol. 42, pp. 722, 726, 730, 731; June 3, 1924, vol. 43, p. 363, sec. 4; June 7, 1924, vol. 43, p. 586; Feb. 12, 1925, vol. 43, p. 921</i>)				\$525, 000. 00	
				\$3, 667, 800. 00	\$3, 674, 800. 00
	Estimated expenditures, 1927 appropriation	Estimated expenditures, 1926 appropriation	Expended and obligated, 1925		
01 Salaries and wages, civilian employees.....	\$30, 000. 00	\$32, 000. 00	\$29, 161. 00		
Supplies and materials:					
0200 Stationery and office supplies.....	26, 450. 00	26, 450. 00	37, 901. 68		
0210 Medicines and surgical dressings.....	2, 400. 00	2, 400. 00	55. 43		
0230 Fuel.....	4, 875. 00	4, 875. 00	1, 017. 35		
0230 Gasoline and oil.....	40, 000. 00	40, 000. 00	20, 355. 95		
0240 Clothing.....			1, 627. 88		
0270 Ammunition.....	145, 952. 00	27, 000. 00	6, 289. 47		
0280 Sundry supplies.....	5, 000. 00	4, 802. 00	4, 612. 81		
02 Total supplies and materials.....	225, 677. 00	105, 527. 00	71, 860. 57		
04 Storage and care of vehicles (service).....	1, 000. 00	1, 000. 00	334. 14		
Communication service:					
0500 Telegrams.....	920. 00	690. 00	146. 05		
0510 Telephone service.....	17, 250. 00	16, 100. 00	12, 196. 87		
0520 Postage.....	2, 300. 00	1, 840. 00	1, 494. 34		
05 Total communication service.....	20, 470. 00	18, 630. 00	13, 837. 26		
06 Travel expenses, including street-car tickets.....	4, 600. 00	4, 600. 00	2, 009. 29		
07 Transportation of supplies.....	9, 000. 00	9, 000. 00	4, 751. 64		
Furnishing of heat, light, power, water, and electricity (service):					
1000 Heat.....	315. 00	315. 00	313. 33		
1010 Light.....	3, 900. 00	3, 900. 00	2, 099. 28		
1020 Power.....	720. 00	720. 00	715. 61		
1040 Water.....	513. 00	531. 00	530. 91		
10 Total furnishing heat, light, power, water, and electricity.....	5, 448. 00	5, 466. 00	3, 659. 13		
Rents:					
1100 Rental, offices, etc.....	90, 000. 00	90, 000. 00	46, 755. 07		
1110 Rental, grounds.....	715. 00	715. 00	714. 28		
1110 Rental, motor equipment.....	81. 00	81. 00	81. 00		
11 Total rents.....	90, 796. 00	90, 796. 00	47, 550. 35		
Repairs and alterations:					
1200 Barracks, quarters, offices, etc.....	13, 000. 00	13, 515. 00	13, 300. 67		
1210 Repairing grounds, roads, walks and drainage.....	6, 000. 00	6, 000. 00	5, 267. 83		
1220 Water and sewer systems.....	12, 000. 00	20, 820. 00	4, 382. 29		
1260 Electric wiring and fixtures.....	1, 285. 00	1, 285. 00	1, 282. 86		
1280 Machinery and equipment.....	35, 000. 00	20, 000. 00	12, 925. 23		
12 Total repairs and alterations.....	67, 285. 00	61, 600. 00	37, 158. 93		
Special and miscellaneous current expenses:					
1300 Laundry work.....	1, 400. 00	1, 400. 00	1, 384. 81		
1300 Packing and crating (service).....	8, 483. 00	4, 368. 00	4, 337. 89		
1300 Miscellaneous and general purposes.....	28, 193. 00	9, 775. 00	132, 035. 55		
13 Total special and miscellaneous current expenses.....	38, 076. 00	15, 543. 00	137, 758. 22		
Equipment (includes livestock):					
3000 Passenger-carrying vehicles.....			781. 16		
3010 Office equipment.....	20, 000. 00	25, 551. 00	25, 551. 06		
3020 Educational and recreational equipment.....	7, 000. 00	6, 988. 00	6, 966. 92		
3030 Airplane accessories, spare parts, and arms.....		27, 000. 00	1, 479. 01		
3050 Miscellaneous equipment.....	3, 668. 00	3, 959. 00	3, 878. 32		
30 Total equipment.....	30, 668. 00	63, 478. 00	38, 656. 47		
32 Construction of temporary camps, flooring for tents, etc.....	2, 000. 00	2, 860. 00	2, 855. 06		
Reserve.....		33, 500. 00			
Total.....	525, 000. 00	450, 000. 00	389, 592. 06		

Estimates of appropriations required for the service of the fiscal year ending June 30, 1927—Continued

General object (title of appropriation), date of acts, references to Statutes at Large, or to Revised Statutes, and estimated amount required for each detailed object	Total amount to be appropriated under each head of appropriation	Amount appropriated for the fiscal year ending June 30, 1926
<p>Organized Reserves—Continued.</p> <p>None of the funds appropriated elsewhere in this act except for printing and binding shall be used for expenses in connection with the Organized Reserves, but available supplies and existing facilities at military posts shall be utilized to the fullest extent possible.</p> <p>No portion of this appropriation shall be expended for the pay of a reserve officer on active duty for a longer period than fifteen days, except such as may be detailed for duty with the War Department General Staff under section 3a and section 5 (b) of the Army reorganization act approved June 4, 1920, or who may be detailed for courses of instruction at the general or special service schools of the Army, or who may be detailed for duty as instructors at civilian military training camps, appropriated for in this act, or who may be detailed for duty with tactical units of the Air Service, as provided in section 37a of the Army reorganization act approved June 4, 1920: <i>Provided</i>, That the pay and allowances of such additional officers and nurses of the Medical Reserve Corps as are required to supplement the like officers and nurses of the Regular Army in the care of beneficiaries of the United States Veterans' Bureau treated in Army hospitals may be paid from the funds allotted to the War Department by that bureau under existing law.</p>		
MILITARY TRAINING OF CITIZENS		
<p>Reserve Officers' Training Corps—</p> <p>For the procurement, maintenance, and issue, under such regulations as may be prescribed by the Secretary of War, to institutions at which one or more units of the Reserve Officers' Training Corps are maintained, of such public animals, means of transportation, supplies, tentage, equipment, and uniforms as he may deem necessary, including cleaning and laundering of uniforms and clothing at camps; and to forage, at the expense of the United States, public animals so issued, and to pay commutation in lieu of uniforms at a rate to be fixed annually by the Secretary of War; for transporting said animals and other authorized supplies and equipment from place of issue to the several institutions and training camps and return of same to place of issue when necessary; for purchase of training manuals, including Government publications; for the establishment and maintenance of camps for the further practical instruction of the members of the Reserve Officers' Training Corps, and for transporting members of such corps to and from such camps, and to subsist them while traveling to and from such camps and while remaining therein so far as appropriations will permit or, in lieu of transporting them to and from such camps and subsisting them while en route, to pay them travel allowance at the rate of 5 cents per mile for the distance by the shortest usually traveled route from the places from which they are authorized to proceed to the camp and for the return travel thereto, and to pay the return travel pay in advance of the actual performance of the travel; for pay for students attending advanced camps at the rate prescribed for soldiers of the seventh grade of the Regular Army; for the payment of commutation of subsistence to members of the senior division of the Reserve Officers' Training Corps, at a rate not exceeding the cost of the garrison ration prescribed for the Army, as authorized in the act approved June 3, 1916, as amended by the act approved June 4, 1920; for medical and hospital treatment, subsistence until furnished transportation, and transportation when fit for travel to their homes of members of the Reserve Officers' Training Corps injured in line of duty while at camps of instruction under the provisions of section 47a and section 47d of the national defense act approved June 3, 1916, as amended; and for the cost of preparation and transportation to their homes and burial expenses of the remains of members of the Reserve Officers' Training Corps who die while attending camps of instruction as provided in section 4 of the act approved June 3, 1924; and for the cost of maintenance, repair, and operation of passenger-carrying vehicles, [\$3,828,020] \$3,911,493, to remain available until December 31, [1926] 1927: <i>Provided</i>, That uniforms and other equipment or material issued to the Reserve Officers' Training Corps in accordance with law shall be furnished from surplus or reserve stocks of the War Department without payment from this appropriation, except for actual expense incurred in the manufacture or issue: <i>Provided further</i>, That in no case shall the amount paid from this appropriation for uniforms, equipment, or material furnished to the Reserve Officers' Training Corps from stocks under the control of the War Department be in excess of the price current at the time the issue is made: <i>Provided further</i>, That none of the funds appropriated in this act shall be used for the organization or maintenance of additional mounted, motor transport, or tank units in the Reserve Officers' Training Corps: <i>Provided further</i>, That none of the funds appropriated elsewhere in this act, except for printing and binding, shall be used for expenses in connection with the Reserve Officers' Training Corps: <i>Provided further</i>, That not to exceed [\$10,000] \$100 of the total appropriated by this act may be expended for the transportation of authorized Reserve Officers' Training Corps students who may be competitors in the national rifle match, and to subsist them while traveling to and from said match and while remaining thereat (acts June 3, 1916, vol. 39, p. 193, sec. 48; June 4, 1920, vol. 41, p. 777, sec. 47; June 3, 1924, vol. 43, p. 863, sec. 4; June 7, 1924, vol. 43, p. 507; Feb. 12, 1925, vol. 43, p. 932)</p>		
	\$3, 911, 493. 00	\$3, 828, 020. 00

Estimates of appropriations required for the service of the fiscal year ending June 30, 1927—Continued

General object (title of appropriation), date of acts, references to Statutes at Large, or to Revised Statutes, and estimated amount required for each detailed object				Total amount to be appropriated under each head of appropriation	Amount appropriated for the fiscal year ending June 30, 1926
<i>Reserve Officers' Training Corps—Continued.</i>					
	Estimated expenditures, 1927 appropriation	Estimated expenditures, 1926 appropriation	Expended and obligated, 1925		
Pay, students attending advance Reserve Officers' Training Corps camps.....	\$220,500.00	\$220,500.00	\$178,423.34		
Salaries and wages, civilian employees.....	91,948.00	91,948.00	91,948.70		
01 Total personal services.....	312,448.00	312,448.00	270,372.04		
Supplies and materials:					
0200 Stationery and office supplies.....	24,745.00	24,745.00	24,745.18		
0210 Drugs and surgical dressings.....	10,796.00	10,796.00	239.71		
0220 Educational supplies.....	640.00	695.00	694.55		
0230 Fuel.....	27,105.00	27,105.00	27,104.75		
0240 Clothing.....	1,218,160.00	1,186,230.00	688,480.12		
0250 Forage.....	178,933.00	174,339.00	174,338.87		
0260 Subsistence.....	220,500.00	220,500.00	193,900.19		
0270 Ammunition.....	301,180.00	118,983.00	54,229.83		
0280 Sundry supplies (incandescent lamps, operating supplies, badges, medals, straw for bedding).....	18,790.00	18,790.00	18,789.16		
0290 Materials for instruction purposes.....	458.00	458.00	457.77		
02 Total supplies and materials.....	2,001,307.00	1,782,641.00	1,182,990.13		
03 Commutation of subsistence.....	1,168,347.00	1,150,500.00	1,053,559.71		
04 Subsistence and care of animals, etc. (service).....	4,363.00	4,363.00	4,366.04		
Communication service:					
0500 Telegrams.....	25.00	25.00	25.50		
0510 Telephone service.....	62.00	62.00	61.63		
0520 Postage.....	250.00	247.00	247.09		
05 Total communication service.....	337.00	334.00	334.22		
Travel expenses:					
0600 Travel, members of Reserve Officers' Training Corps.....	3,142.00	3,142.00	3,142.20		
0600 Travel allowance in lieu of transportation and subsistence.....	294,406.00	310,090.00	375,089.26		
0610 Street car tickets.....	264.00	264.00	264.00		
0630 Per diem in lieu of subsistence.....	2,452.00	2,452.00	2,451.82		
06 Total travel expenses.....	300,264.00	315,948.00	380,947.28		
Transportation of things (service):					
0700 Transportation of animals.....		543.00	543.25		
0700 Transportation of supplies and equipment.....	47,000.00	46,937.00	46,937.42		
07 Total, transportation of things (service).....	47,000.00	47,480.00	47,480.67		
Furnishing of heat, light, power, water, and electricity (service):					
1010 Light.....	2,013.00	2,013.00	2,012.74		
1020 Electric power.....	1,243.00	1,243.00	1,243.17		
1030 Electric current for motion-picture machines.....	200.00	200.00	200.00		
1040 Water, furnishing of.....	1,684.00	1,684.00	1,684.07		
10 Total, furnishing heat, light, power, water, etc.....	5,140.00	5,140.00	5,139.98		
11 Rental of grounds.....	544.00	544.00	543.51		
Repairs and alterations:					
1200 Buildings, flooring, framing for tents, screen doors, and window screens.....	33,540.00	33,540.00	33,539.13		
1210 Surfacing grounds and repairing roads, walks, and drainage.....	6,822.00	6,822.00	6,822.46		
1220 Repairing water and sewer systems.....	7,336.00	7,336.00	7,336.28		
1240 Repairs to bridges.....	100.00	100.00	100.00		
1260 Repairs and alterations to electric wiring and fixtures in structures, etc.....	4,672.00	4,672.00	4,671.89		
1280 Machinery and equipment.....	174,695.00	87,016.00	37,015.71		
12 Total repairs and alterations.....	227,165.00	139,486.00	89,485.47		
Special and miscellaneous current expenses:					
1373 Laundry work (service).....	37,000.00	37,810.00	30,810.44		
1375 Garbage, removal of.....	50.00	49.00	49.00		
1377 Veterinary treatment, etc.....	300.00	300.00	300.37		
1378 Packing and crating (service).....	41,848.00	41,848.00	41,847.73		
13 Total special and miscellaneous current expenses.....	79,198.00	80,007.00	73,007.54		

Estimates of appropriations required for the service of the fiscal year ending June 30, 1927—Continued

General object (title of appropriation), date of acts, references to Statutes at Large, or to Revised Statutes, and estimated amount required for each detailed object				Total amount to be appropriated under each head of appropriation	Amount appropriated for the fiscal year ending June 30, 1926
Reserve Officers' Training Corps—Continued.					
	Estimated expenditures, 1927 appropriation	Estimated expenditures, 1926 appropriation	Expended and obligated, 1925		
Equipment (includes livestock):					
3000 Passenger-carrying vehicles.....	\$215.00	\$215.00	\$215.25		
3010 Office and mess equipment.....	2,114.00	2,114.00	2,113.98		
3020 Educational, scientific, and recreational equipment.....	14,265.00	14,265.00	14,265.41		
3030 War equipment (arms, targets, machine guns, rifles, and signal apparatus).....	105,647.00	92,497.00	44,704.29		
3040 Horses.....		26,309.00	26,593.41		
3050 Miscellaneous (harness, horse equipment, motor vehicles, etc.).....	38,207.00	38,207.00	27,578.37		
30 Total equipment.....	160,448.00	173,607.00	115,470.71		
Structures and parts and nonstructural improvements to land:					
3210 Camps, temporary, construction of, including flooring and framing for tents.....	4,159.00	4,159.00	4,158.71		
3210 Fixed electrical fixtures and wire transmission.....	758.00	758.00	758.47		
3210 Water and sewer systems.....	15.00	15.00	15.39		
32 Total structures and parts and nonstructural improvements to land.....	4,932.00	4,932.00	4,932.57		
Reserve to be carried over into fiscal year 1927.....		4,000,000.00			
Total.....	4,145,903.00	4,017,730.00	3,228,619.87		
Less \$400,000 to be carried over from 1926.....	400,000.00				
Total.....	3,911,493.00	4,017,730.00	3,228,619.87		
Military Supplies and Equipment for Schools and Colleges—					
For the procurement and issue as provided in section 55-c of the act approved June 4, 1920, and in section 1225, Revised Statutes, as amended, under such regulations as may be prescribed by the Secretary of War, to schools and colleges, other than those provided for in section 40 of the act above referred to, of such arms, tentage, and equipment, including the transporting of same, and the overhauling and repair of personal equipments, machine-gun outfits, and horse equipments, as the Secretary of War shall deem necessary for proper military training in said schools and colleges, [\$3,000] \$2,607: Provided, That no part of this appropriation shall be expended for the purchase of arms or other ordnance equipment (acts June 3, 1916, vol. 39, p. 197, sec. 56; June 4, 1920, vol. 41, p. 780, sec. 55-c; June 7, 1924, vol. 43, p. 508; Feb. 12, 1925, vol. 43, p. 923)				\$2,607.00	\$3,000.00
	Estimated expenditures, 1927 appropriation	Estimated expenditures, 1926 appropriation	Expended and obligated, 1925		
02 Supplies and materials.....	\$1,107.00	\$1,200.00	\$356.30		
07 Transportation of supplies and equipment.....	700.00	850.00	272.82		
13 Packing and crating.....	700.00	850.00	281.22		
30 Small arms, accessories and parts.....	100.00	100.00	32.26		
Total.....	2,607.00	3,000.00	942.60		

Estimates of appropriations required for the service of the fiscal year ending June 30, 1927—Continued

General object (title of appropriation), date of acts, references to Statutes at Large, or to Revised Statutes, and estimated amount required for each detailed object	Total amount to be appropriated under each head of appropriation	Amount appropriated for the fiscal year ending June 30, 1926
<p>Citizens' Military Training Camps—</p> <p>For furnishing, at the expense of the United States, to warrant officers, enlisted men, and civilians attending training camps maintained under the provisions of section 47-d of the national defense act of June 3, 1916, as amended by the act of June 4, 1920, uniforms, including altering, fitting, washing, and cleaning when necessary, subsistence, and transportation, or in lieu of such transportation and of subsistence for travel to and from camps, travel allowances at 5 cents per mile, as prescribed in said section 47-d; for such expenditures as are authorized by said section 47-d as may be necessary for the establishment and maintenance of said camps, including recruiting and advertising therefor, and the cost of maintenance, repair, and operation of passenger-carrying vehicles; for gymnasium and athletic supplies (not exceeding \$15,000); for mileage, reimbursement of traveling expenses, or allowance in lieu thereof as authorized by law, for officers of the Regular Army and Organized Reserves, traveling on duty in connection with citizens' military training camps; for purchase of training manuals, including Government publications; for medical and hospital treatment, subsistence until furnished transportation, and transportation when fit for travel to their homes of members of the citizens' military training camps injured in line of duty while attending camps of instruction under the provisions of section 47-a and section 47-d of the national defense act approved June 3, 1916, as amended, and for the cost of preparation and transportation to their homes and burial expenses of the remains of civilians who die while attending camps of instruction, as provided in section 4 of the act approved June 3, 1924; in all, [\$2,807,471] \$2,595,138, to remain available until December 31, [1926] 1927: Provided, That the funds herein appropriated shall not be used for the training of any person in the first year, or lowest course, who shall have reached his twenty-fourth birthday before the date of enrollment: <i>Provided further</i>, That none of the funds appropriated elsewhere in this act except for printing and binding shall be used for expenses in connection with citizens' military training camps: <i>Provided further</i>, That uniforms and other equipment or material furnished in accordance with law for use at citizens' military training camps shall be furnished from surplus or reserve stocks of the War Department without payment from this appropriation, except for actual expense incurred in the manufacture or issue: <i>Provided further</i>, That in no case shall the amount paid from this appropriation for uniforms, equipment, or material furnished in accordance with law for use at citizens' military training camps from stocks under control of the War Department be in excess of the price current at the time the issue is made (<i>acts June 4, 1920, vol. 41, p. 779, sec. 47-d; June 3, 1924, vol. 43, p. 363, sec. 4; Feb. 12, 1925, vol. 43, p. 924</i>)</p>	\$2,595,138.00	\$2,807,471.00

	Estimated expenditures, 1927 appropriation	Estimated expenditures, 1926 appropriation	Expended and obligated, 1925
01 Salaries and wages.....	\$141,700.00	\$191,529.00	\$185,975.60
Supplies and materials:			
0200 Stationery and office supplies.....	12,700.00	34,323.00	26,744.33
0210 Medical and hospital supplies.....	15,000.00	691.00	999.49
0220 Scientific and educational supplies.....	500.00	571.00	554.30
0230 Fuel.....	35,000.00	14,642.00	12,258.05
0230 Gasoline and oil.....	22,000.00	21,549.00	15,082.22
0240 Clothing.....	233,239.00	219,091.00	154,145.69
0270 Ammunition.....	176,114.00	43,436.00	17,847.67
0280 Sundry supplies (incandescent lamps, badges, recreational supplies, etc.).....	44,500.00	29,537.00	23,589.82
02 Total supplies and materials.....	539,053.00	363,840.00	251,221.57
Subsistence and support of persons (service):			
0340 Subsistence, citizens' military training camps candidates at camp.....	735,000.00	735,000.00	646,065.54
0340 Subsistence, commutation of.....	4,000.00	3,061.00	2,971.64
03 Total subsistence and support of persons.....	739,000.00	738,061.00	649,037.29
04 Care of vehicles, service.....			2.25
Communication service:			
0500 Telegrams.....	5,000.00	4,060.00	3,951.74
0510 Telephone service.....	500.00	385.00	369.16
0520 Postage.....	1,000.00	1,460.00	1,414.55
05 Total communication service.....	6,500.00	5,905.00	5,735.45
Travel expenses:			
0600 Travel, citizens' military training camps candidates, allowance in lieu of transportation and subsistence.....	608,800.00	997,850.00	900,530.59
0600 Travel, citizens' military training camps candidates.....	50,000.00	63,950.00	60,039.97
0610 Street-car tickets.....	1,000.00	781.00	757.80
0620 Mileage to officers.....	25,000.00	9,183.00	6,977.85
0630 Travel per diem in lieu of subsistence.....	1,000.00	1,078.00	1,046.78
0690 Tolls and ferriages.....	200.00	158.00	152.87
06 Total travel expenses.....	686,000.00	1,073,000.00	969,505.86

Estimates of appropriations required for the service of the fiscal year ending June 30, 1927—Continued

General object (title of appropriation), date of acts, references to Statutes at Large, or to Revised Statutes, and estimated amount required for each detailed object				Total amount to be appropriated under each head of appropriation	Amount appropriated for the fiscal year ending June 30, 1926
<i>Citizens' Military Training Camps—Continued</i>					
	Estimated expenditures, 1927 appropriation	Estimated expenditures, 1926 appropriation	Expended and obligated, 1925		
07 Transportation of supplies and equipment.....	\$60,000.00	\$30,190.00	\$23,087.20		
08 Printing and binding, engraving, and typewriting (services).....	4,500.00	4,570.00	3,951.97		
09 Advertising.....	3,300.00	4,955.00	3,829.76		
Furnishing heat, light, power, water, and electricity (service):					
1010 Light.....	5,700.00	11,695.00	9,428.23		
1020 Electric power.....	2,000.00	2,285.00	1,246.40		
1040 Water.....	17,500.00	6,810.00	5,634.92		
10 Total furnishing heat, light, power, water, and electricity.....	25,200.00	20,790.00	16,309.55		
Rents:					
1100 Rental of offices.....	100.00	1,750.00	1,692.49		
1110 Rental of grounds.....	100.00	1,796.00	1,740.35		
11 Total rents.....	200.00	3,546.00	3,432.84		
Repairs and alterations:					
1200 Buildings, flooring, and framing for tents.....	60,485.00	54,400.00	41,996.69		
1210 Grounds, roads, walks, and drainage.....	10,000.00	7,042.00	5,883.19		
1220 Water and sewer systems.....	52,500.00	31,215.00	20,662.48		
1240 Bridges.....	500.00	210.00	200.00		
1260 Electrical wiring and fixtures.....	1,000.00	7,580.00	6,385.20		
1280 Machinery and equipment.....	79,000.00	18,733.00	13,327.47		
12 Total repairs and alterations.....	203,485.00	119,210.00	88,455.03		
Special and miscellaneous current expenses:					
1373 Laundry work.....	74,000.00	69,775.00	66,734.83		
1375 Garbage, removal of.....	100.00	158.00	150.00		
1377 Hospital care and treatment, including nursing.....	12,000.00	4,094.00	3,944.29		
1378 Packing and crating (service).....	6,250.00	17,015.00	14,567.76		
13 Total special and miscellaneous current expenses.....	92,350.00	91,042.00	85,396.88		
22 Burial expenses.....	200.00	150.00	145.00		
Equipment (includes livestock):					
3010 Office equipment.....	1,900.00	2,085.00	1,048.82		
3015 Mess equipment.....		4,780.00	3,661.07		
3016 Bedding.....	4,500.00	1,025.00	505.14		
3021 Books, pamphlets, etc.....	8,000.00	1,795.00	1,257.62		
3022 Surgical instruments and appliances.....	750.00	361.00	348.82		
3023 Recreational equipment.....	11,000.00	9,789.00	8,503.46		
3030 Arms, targets, etc.....	31,500.00	12,111.00	10,769.01		
3050 Sundry equipment (ranges, tools, etc.).....	16,000.00	6,951.00	4,845.40		
30 Total equipment.....	73,650.00	38,877.00	30,939.34		
Structures and parts and nonstructural improvements to lands:					
3211 Camp, temporary, construction of.....	10,000.00	18,020.00	5,885.13		
3211 Flooring, framing for tents, etc.....	10,000.00	3,786.00	2,717.00		
32 Total structures and parts.....	20,000.00	21,806.00	8,602.13		
Reserve.....		100,000.00			
Total.....	2,595,138.00	2,807,471.00	2,325,627.72		
Under the authorizations contained in this act no issues of reserve supplies or equipment shall be made where such issues would impair the reserves held by the War Department for two field armies or one million men.					
Total, military training of citizens.....				\$6,509,238.00	\$6,638,491.00

Estimates of appropriations required for the service of the fiscal year ending June 30, 1927—Continued

General object (title of appropriation), date of acts, references to Statutes at Large, or to Revised Statutes, and estimated amount required for each detailed object				Total amount to be appropriated under each head of appropriation	Amount appropriated for the fiscal year ending June 30, 1926
NATIONAL BOARD FOR PROMOTION OF RIFLE PRACTICE					
Quartermaster Supplies and Services for Rifle Ranges for Civilian Instruction—					
To establish and maintain indoor and outdoor rifle ranges for the use of all able-bodied males capable of bearing arms under reasonable regulations to be prescribed by the National Board for the Promotion of Rifle Practice and approved by the Secretary of War; for the employment of labor in connection with the establishment of outdoor and indoor rifle ranges, including labor in operating targets; for the employment of instructors; for clerical services not exceeding \$20,000; for badges and other insignia; for the transportation of employees, instructors, and civilians to engage in practice; for the purchase of materials, supplies, and services, and for expenses incidental to instruction of citizens of the United States in marksmanship, and their participation in national and international matches, to be expended under the direction of the Secretary of War, and to remain available until expended, [\$85,000] \$36,700: Provided, That out of this appropriation there may be expended not to exceed [\$80,000] \$100 for the payment of transportation for supplying meals or furnishing commutation of subsistence of civilian rifle teams authorized by the Secretary of War to participate in the national matches (act Feb. 12, 1925, vol. 43, p. 924)				\$36,700.00	\$85,000.00
	Estimated expenditures, 1927 appropriation	Estimated expenditures, 1926 appropriation	Expended and obligated, 1925		
Field service:					
Salaries and wages—	<i>Average—</i>	<i>Average—</i>	<i>Average—</i>		
Salary range, \$1,680 to \$2,040; average, \$1,860—	No. Salary	No. Salary	No. Salary		
Clerk-stenographer.....	1 \$1,980	1 \$1,980	1 \$1,980		
Clerk-stenographers.....	1 1,860	1 1,860	1½ 1,860		
Salary range, \$1,500 to \$1,860; average, \$1,680—					
Clerk-stenographer.....	1 1,680	1 1,680	1½ 1,680		
Clerk-typists.....	6 1,680	6 1,680	7½ 1,680		
Salary range, \$1,320 to \$1,500; average, \$1,500—					
Clerk-typists.....	1 1,500	1½ 1,500	2 1,500		
Salary range, \$1,140 to \$1,500; average, \$1,320—					
Clerk-typists.....	2 1,320	1½ 1,320	1 1,240		
Total average number of employees.....	12	12½	14½		
Total salaries, field service.....	20,000.00	20,000.00	26,717.17		
Wages, civilian employees, other than departmental.....	285.00	300.00	525.00		
01 Total personal services.....	20,285.00	20,300.00	27,242.17		
Supplies and materials:					
0201 Stationery.....	1,000.00	1,000.00	1,750.00		
0202 Supplies, office, sundry.....	2,400.00	2,500.00	725.00		
0222 Books, pamphlets, journals, etc.....	1,000.00				
0230 Gas and oil for motor vehicles.....	50.00	50.00	60.00		
0280 Sundry supplies.....			2,034.05		
0284 Badges, trophies, prizes, medals, etc.....	10,000.00	10,000.00	10,691.02		
0281 Packing and crating supplies.....	50.00	50.00	10.00		
02 Total supplies and materials.....	14,500.00	13,600.00	15,270.07		
Communication service:					
0500 Telegraph service.....	50.00	50.00	5.00		
0510 Telephone service.....	150.00	150.00	150.00		
05 Total communication service.....	200.00	200.00	155.00		
06 Travel expenses.....	100.00	1 65,000.00	35,929.11		
07 Transportation of things (service).....	150.00	150.00	750.20		
08 Engraving and engrossing.....	50.00	50.00	24.48		
12 Repairs and alterations.....	500.00	125.00	112.49		
Equipment:					
3010 Office furniture, etc.....	750.00	500.00	1,000.00		
3017 Typewriters.....	90.00		137.50		
3059 Special and miscellaneous (towels).....	75.00	75.00	50.00		
30 Total equipment.....	915.00	575.00	1,187.50		
32 Structures and parts and nonstructural improvements.....			2,000.00		
Reserve.....		10,000.00			
Total.....	36,700.00	110,000.00	82,671.02		

¹ \$35,000 from 1926 appropriation; \$25,000 from unexpended portion of previous appropriations (transportation and subsistence civilian teams).

Estimates of appropriations required for the service of the fiscal year ending June 30, 1927—Continued

General object (title of appropriation), date of acts, references to Statutes at Large, or to Revised Statutes, and estimated amount required for each detailed object				Total amount to be appropriated under each head of appropriation	Amount appropriated for the fiscal year ending June 30, 1926
National Trophy and Medals for Rifle Contests—					
For the purpose of furnishing a national trophy and medals and other prizes to be provided and contested for annually, under such regulations as may be prescribed by the Secretary of War, said contest to be open to the Army, Navy, Marine Corps, and the National Guard or Organized Militia of the several States, Territories, and of the District of Columbia, members of rifle clubs, and civilians, and for the cost of the trophy, prizes, and medals herein provided for, and for the promotion of rifle practice throughout the United States, including the reimbursement of necessary expense of members of the National Board for the Promotion of Rifle Practice, to be expended for the purposes hereinbefore prescribed, under the direction of the Secretary of War (<i>act Feb. 12, 1925, vol. 43, p. 925</i>)				\$7,000.00	\$7,500.00
	Estimated expenditures, 1927 appropriation	Estimated expenditures, 1926 appropriation	Expended and obligated, 1925		
Supplies and materials:					
0222 Books, journals, pamphlets, etc.	\$750.00	\$1,250.00	\$998.00		
0284 Badges, trophies, prizes, medals, etc.	5,000.00	4,750.00	5,444.70		
02 Total supplies and materials	5,750.00	6,250.00	6,442.70		
06 Travel expenses	1,250.00	1,250.00	1,057.30		
Total	7,000.00	7,500.00	7,500.00		
Ordnance Equipment for Rifle Ranges for Civilian Instruction—					
For arms, ammunition, targets, and other accessories for target practice, for issue and sale in accordance with rules and regulations prescribed by the National Board for the Promotion of Rifle Practice and approved by the Secretary of War, in connection with the encouragement of rifle practice, in pursuance of the provisions of law (<i>act Feb. 12, 1925, vol. 43, p. 925</i>)				9,000.00	10,000.00
	Estimated expenditures, 1927 appropriation	Estimated expenditures, 1926 appropriation	Expended and obligated, 1925		
30 Equipment (arms, targets, and accessories for target practice)	\$9,000	\$9,000	\$9,500		
Reserve		1,000	500		
Total	9,000	10,000	10,000		
No part of the appropriations made in this act shall be available for the salary or pay of any officer, manager, superintendent, foreman, or other person having charge of the work of any employee of the United States Government while making or causing to be made with a stop watch, or other time-measuring device, a time study of any job of any such employee between the starting and completion thereof, or of the movements of any such employee while engaged upon such work; nor shall any part of the appropriations made in this act be available to pay any premiums or bonus or cash reward to any employee in addition to his regular wages except for suggestions resulting in improvements or economy in the operation of any Government plant.					
Equipment or material purchased outside of the United States from funds appropriated in this act shall be admitted free of duty.					
Total under National Board for Promotion of Rifle Practice				52,700.00	102,500.00
Total, military activities other than Regular Army				40,924,681.00	40,151,977.00
Total, Military Establishment and departmental				261,116,650.00	260,757,250.00
NONMILITARY ACTIVITIES					
FINANCE DEPARTMENT					
Annuity to Jennie Carroll—					
For amount required to make monthly payments to Jennie Carroll, widow of James Carroll, late major, United States Army (<i>acts May 23, 1903, vol. 35, p. 499; Feb. 12, 1925, vol. 43, p. 926</i>)				1,500.00	1,500.00
	Estimated expenditures, 1927 appropriation	Estimated expenditures, 1926 appropriation	Expended and obligated, 1925		
21 Annuity	\$1,500	\$1,500	\$1,500		

Estimates of appropriations required for the service of the fiscal year ending June 30, 1927—Continued

General object (title of appropriation), date of acts, references to Statutes at Large, or to Revised Statutes, and estimated amount required for each detailed object				Total amount to be appropriated under each head of appropriation	Amount appropriated for the fiscal year ending June 30, 1926
Annuity to Mabel H. Lazear— For amount required to make monthly payments to Mabel H. Lazear, widow of Jesse W. Lazear, late acting assistant surgeon, United States Army (acts May 23, 1908, vol. 35, p. 499; Feb. 12, 1925, vol. 43, p. 926)				\$1,500.00	\$1,500.00
	Estimated expenditures, 1927 appropriation	Estimated expenditures, 1926 appropriation	Expended and obligated, 1925		
21 Annuity.....	\$1,500	\$1,500	\$1,500		
Annuity to John R. Kissinger— For amount required to make monthly payments to John R. Kissinger, late of Company D, One hundred and fifty-seventh Indiana Volunteer Infantry, also late of the Hospital Corps, United States Army (acts Feb. 5, 1911, vol. 36, p. 1300; Feb. 12, 1925, vol. 43, p. 926)				1,200.00	1,200.00
	Estimated expenditures, 1927 appropriation	Estimated expenditures, 1926 appropriation	Expended and obligated, 1925		
21 Annuity.....	\$1,200	\$1,200	\$1,200		
Total, under Finance Department.....				4,200.00	4,200.00
QUARTERMASTER CORPS					
CEMETERIAL ACTIVITIES					
National Cemeteries— For maintaining and improving national cemeteries, including fuel for superintendents, pay of superintendents, including the superintendent at Mexico City, laborers and other employees, purchase of tools and materials, and including care and maintenance of the Arlington Memorial Amphitheater and Chapel and grounds in the Arlington National Cemetery, Virginia, and permanent American military cemeteries abroad (R. S. p. 943; act Feb. 12, 1925, vol. 43, p. 926)				483,160.00	400,000.00
	Estimated expenditures, 1927 appropriation	Estimated expenditures, 1926 appropriation	Expended and obligated, 1925		
Field service:					
Salaries and wages—					
Salary range, \$2,700 to \$3,300; average, \$3,000—					
Civil engineer.....	Average— No. 1 Salary \$3,000	Average— No. 1 Salary \$3,000	Average— No. 1 Salary \$3,000		
Salary range, \$1,860 to \$2,400; average, \$2,100—					
Landscape gardener.....	1 2,100	1 2,100	1 2,100		
Inspector and clerks.....	2 1,860	2 1,860	2 1,860		
Salary range, \$1,680 to \$2,040; average, \$1,860—					
Clerks.....	3½ 1,800	3½ 1,800	3 1,800		
Caretaker, cemeteries in Europe.....			1 1,800		
Superintendent, first-class (Mexico City), cemetery.....	1 1,740	1 1,740	1 1,740		
Salary range, \$1,500 to \$1,860; average, \$1,680—					
Superintendent, first-class cemetery (Arlington).....	1 1,680	1 1,680	1 1,680		
Clerks.....	2 1,500	2 1,500	2½ 1,500		
Caretakers, cemeteries in Europe.....	6 1,500	6 1,500	5 1,500		
Salary range, \$1,320 to \$1,680; average, \$1,500—					
Skilled laborers.....	4 1,440	4 1,440	4 1,440		
Clerks.....	2 1,410	2 1,410	2½ 1,396		
Foreman.....	1 1,344	1 1,344	1 1,344		
Salary range, \$1,140 to \$1,500; average, \$1,320—					
Clerk.....	1 1,320	1 1,320	1 1,320		
Skilled laborers.....	5½ 1,225	5½ 1,225	12½ 1,215		
Caretakers and assistants, cemeteries in Europe.....	4 1,200	4 1,200	3 1,200		
Superintendents of national cemeteries (class 1).....	29 1,140	29 1,140	29 1,140		
Inspector.....	1 1,140	1 1,140	1 1,140		
Laborers.....	5 1,140	5 1,140	5 1,140		
Salary range, \$1,020 to \$1,260; average, \$1,140—					
Laborers.....	14 1,080	14 1,080	14 1,080		
Superintendents of national cemeteries (class 2).....	19 1,080	19 1,080	19 1,080		
Salary range, \$900 to \$1,140; average, \$1,020—					
Superintendents of national cemeteries (class 3).....	4 1,020	4 1,020	4 1,020		
Laborer.....	1 1,020	1 1,020	1 1,020		
Laborers (temporary).....	132½ 1,020	132½ 1,020	129½ 1,026		
Superintendents of national cemeteries (class 4).....	22½ 960	22½ 960	22 960		
Laborers.....	7 960	7 960	7 960		
Salary range, \$600 to \$780; average, \$690—					
Laborer.....	1 720	1 720	1 720		
Laborers (temporary).....	36½ 690	36½ 690	29½ 690		
Total average number of employees.....	307½	307½	297½		
Total salaries and wages, field service.....	323,025	323,025	315,634		

Estimates of appropriations required for the service of the fiscal year ending June 30, 1927—Continued

General object (title of appropriation), date of acts, references to Statutes at Large, or to Revised Statutes, and estimated amount required for each detailed object

Total amount to be appropriated under each head of appropriation

Amount appropriated for the fiscal year ending June 30, 1926

National Cemeteries—Continued.

	Estimated expenditures, 1927 appropriation	Estimated expenditures, 1926 appropriation	Expended and obligated, 1925
Supplies and materials:			
0200 Stationery and office supplies.....	\$678	\$572	\$1,742
0230 Fuel.....	16,448	16,623	14,523
0250 Forage.....	9,414	9,395	8,705
0250 Shoeing animals.....	1,056	1,056	578
0280 Flags and balyards.....	1,596	1,013	3,019
0280 Lawn tools, implements, hose, etc., purchase of.....	5,092	1,884	6,177
0290 Materials (nonstructural), purchase of.....	2,085	2,084	3,067
02 Total supplies and materials.....	36,369	23,627	37,811
Communication service:			
0500 Telegrams and cablegrams.....	552	562	570
0501 Telephone service.....	1,000	600	600
35 Total communication service.....	1,552	1,162	1,170
Travel expenses:			
0600 Superintendents, transportation of.....	900	1,270	770
0600 Inspectors, transportation of.....	1,000	1,070	1,039
0630 Superintendents, per diem allowance while on travel status.....	100	100	100
0630 Inspectors, per diem allowance while on travel status.....	100	100	270
06 Total travel expenses.....	2,100	2,540	2,179
Transportation of things (service):			
0700 Superintendents' effects, transportation of.....	400	400	500
0700 Supplies, transportation of.....	951	557	1,928
07 Total transportation of things (service).....	1,351	957	2,428
10 Furnishing of light (service).....	820	1,045	245
11 Rent (Europe).....	555	100	300
Repairs and alterations:			
1200 Buildings, repair of.....	31,990	19,236	19,816
1210 Drives, walks, and drains, repair of.....	22,847	27,718	22,423
1220 Water and sewer systems, repair of.....	5,000	3,655	1,700
1250 Walls, fences, gates, etc., repair of.....	7,987	3,056	15,650
1250 Flagstaffs, monuments, tablets, etc., repair of.....	2,067	1,777	1,467
1280 Equipment, repair of.....	7,307	1,368	1,382
12 Total repairs and alterations.....	77,198	56,810	62,438
13 Water rent.....	1,817	2,215	1,920
Equipment:			
3051 Equipment, installation of.....	5,240	12,075	11,379
3059 Equipment not otherwise specified, procurement of.....			5,448
30 Total equipment.....	5,240	12,075	16,827
Structures and parts and nonstructural improvements to land:			
3211 Buildings, construction of.....		16,486	3,132
3212 Drives, walks, and drains, construction of.....			8,050
3213 Water and sewer systems, construction of.....		12,521	11,180
3217 Fences, walls, etc., construction of.....	2,500	700	6,450
3220 Nonstructural improvements to land.....	30,633	5,762	22,078
32 Total structures and parts and nonstructural improvements to land.....	33,133	35,469	50,890
Reserve.....		15,000	
Total.....	483,160	483,025	491,842

¹ Include amounts heretofore appropriated under the head of "Pay of superintendents of national cemeteries, etc."

Pay of Superintendents of National Cemeteries—

For pay of seventy-six superintendents of national cemeteries, including the superintendent at Mexico City (*R. S.*, p. 943; *act Feb. 12, 1925*, vol. 43, p. 926).

NOTE.—This item combined with "National Cemeteries."

\$83,025.00

Estimates of appropriations required for the service of the fiscal year ending June 30, 1927—Continued

General object (title of appropriation), date of acts, references to Statutes at Large, or to Revised Statutes, and estimated amount required for each detailed object				Total amount to be appropriated under each head of appropriation	Amount appropriated for the fiscal year ending June 30, 1926
Repairing Roads to National Cemeteries— For repairs to roadways to national cemeteries which have been constructed by special authority of Congress, \$15,000: <i>Provided</i> , That no railroad shall be permitted upon the right of way which may have been acquired by the United States to a national cemetery, or to encroach upon any roads or walks constructed thereon and maintained by the United States: <i>Provided further</i> , That no part of this sum shall be used for repairing any roadway not owned by the United States within the corporate limits of any city, town, or village. No part of any appropriation for national cemeteries or the repair of roadways thereto shall be expended in the maintenance of more than a single approach to any national cemetery (<i>act Feb. 12, 1925, vol. 43, p. 926</i>)-----				\$15, 000. 00	\$15, 000. 00
	Estimated expenditures, 1927 appropriation	Estimated expenditures, 1926 appropriation	Expended and obligated, 1925		
Repairs and maintenance of approach roads to—					
Antietam (Md.) National Cemetery.....	\$1, 500	\$1, 500	\$300		
Balls Bluff (Va.) National Cemetery.....	250	500			
Barrancas (Fla.) National Cemetery.....	1, 833	3, 717	1, 245		
Chalmette (La.) National Cemetery.....	145	125	125		
Chatanooga (Tenn.) National Cemetery.....		900			
Corinth (Miss.) National Cemetery.....	100	100	100		
Culpepper (Va.) National Cemetery.....	500	500	5		
Florence (S. C.) National Cemetery.....	1, 500	120	3, 425		
Fort Donelson (Tenn.) National Cemetery.....	3, 400	2, 257	2, 800		
Natchez (Miss.) National Cemetery.....	382	371	415		
New Bern (N. C.) National Cemetery.....	100	100	2, 470		
Port Hudson (La.) National Cemetery.....	440	310	335		
Salisbury (N. C.) National Cemetery.....	500	2, 000			
Springfield (Mo.) National Cemetery.....	500	500	500		
Staunton (Va.) National Cemetery.....			250		
Vicksburg (Miss.) National Cemetery.....	3, 850	2, 000	3, 100		
12 Total.....	15, 000	15, 000	15, 070		
Headstones for Graves of Soldiers— For continuing the work of furnishing headstones of durable stone or other durable material for unmarked graves of Union and Confederate soldiers, sailors, and marines, and soldiers, sailors, and marines of all other wars in national, post, city, town, and village cemeteries, naval cemeteries at navy yards and stations of the United States, and other burial places, under the acts of March 3, 1873, February 3, 1879, and March 9, 1906; continuing the work of furnishing headstones for unmarked graves of civilians interred in post cemeteries under the acts of April 28, 1904, and June 30, 1906; and furnishing headstones for the unmarked graves of Confederate soldiers, sailors, and marines in national cemeteries, [\$85,000] \$170,000 [of which amount \$15,000 shall be expended by the Secretary of War toward erecting a fitting marking of the burial place, at Bardstown, Kentucky, of Lieutenant John Fitch, soldier and inventor] (<i>R. S., p. 944; act Feb. 12, 1925, vol. 43, p. 926</i>)-----				170, 000. 00	85, 000. 00
	Estimated expenditures, 1927 appropriation	Estimated expenditures, 1926 appropriation	Expended and obligated, 1925		
Field service:					
Salaries and wages—	Average—	Average—	Average—		
Salary range, \$1,680 to \$2,040; average, \$1,860—	No. Salary	No. Salary	No. Salary		
Headstone inspector.....	1 \$1, 860	1 \$1, 860	1 \$1, 860		
Headstone clerk.....	1 1, 500	1 1, 500	1 1, 500		
Total average number of employees.....	2	2	2		
01 Total salaries and wages, field service.....	3, 360	3, 360	3, 360		
02 Headstones, procurement of.....	132, 215	52, 444	39, 679		
06 Travel expenses.....	100	100	80		
07 Transportation of headstones.....	33, 529	13, 300	26, 619		
13 Special and miscellaneous current expenses.....	796	796	198		
Reserve.....		15, 000			
Total.....	170, 000	85, 000	69, 936		

Estimates of appropriations required for the service of the fiscal year ending June 30, 1927—Continued

General object (title of appropriation), date of acts, references to Statutes at Large, or to Revised Statutes, and estimated amount required for each detailed object				Total amount to be appropriated under each head of appropriation	Amount appropriated for the fiscal year ending June 30, 1926
Antietam Battle Field, Preservation— For repair and preservation of monuments, tablets, observation tower, roads, and fences, and so forth, made and constructed by the United States upon public lands within the limits of the Antietam battle field, near Sharpsburg, Maryland, and for pay of superintendent, said superintendent to perform his duties under the direction of the Quartermaster Corps and to be selected and appointed by the Secretary of War, at his discretion, the person selected for this position to [be an honorably discharged Union soldier] <i>have been either a commissioned officer or enlisted man who has been honorably mustered out or discharged from the military service of the United States and who may have been disabled for active field service in line of duty (act Feb. 12, 1925, vol. 43, p. 926)</i> -----				\$6, 500. 00	\$6, 500. 00
	Estimated expenditures, 1927 appropriation	Estimated expenditures, 1926 appropriation	Expended and obligated, 1925		
Field service:					
Salaries and wages—	Average—	Average—	Average—		
Salary range, \$1,680 to \$2,040; average, \$1,860—	No. Salary	No. Salary	No. Salary		
Superintendent in charge.....	1 \$1,740	1 \$1,740	1 \$1,730		
Salary range, \$900 to \$1,140; average, \$1,020—					
Foreman.....	1 1,092	1 1,092	1 1,092		
Laborers.....	2 975	2 975	1 975		
01 Total average number of employees.....	4	4	3½		
Total salaries and wages, field service.....	4,782	4,782	4,265		
Supplies and materials:					
0230 Fuel.....	100	100			
0290 Materials.....	1,225	1,225	195		
02 Total supplies and materials.....	1,325	1,325	195		
Travel expenses:					
0615 Transportation.....	50	50	5		
0616 Subsistence.....	50	50	14		
06 Total travel expenses.....	100	100	19		
12 Repairs and alterations.....			1,992		
30 Equipment, procurement of.....	293	293	27		
Total.....	6,500	6,500	6,498		
Disposition of Remains of Officers, Soldiers, and Civilian Employees— For interment, cremation (only upon request from relatives of the deceased), or of preparation and transportation to their homes or to such national cemeteries as may be designated by proper authority, in the discretion of the Secretary of War, of the remains of officers, cadets, United States Military Academy, acting assistant surgeons, members of the Army Nurse Corps, and enlisted men in active service, and accepted applicants for enlistment; for interment or preparation and transportation to their homes of the remains of civilian employees of the Army in the employ of the War Department who die abroad, in Alaska, in the Canal Zone, or on Army transports, or who die while on duty in the field; for interment of military prisoners who die at military posts; for the interment and shipment to their homes of remains of enlisted men who are discharged in hospitals in the United States and continue as inmates of said hospitals to the date of their death; for interment of prisoners of war and interned alien enemies who die at prison camps in the United States; for removal of remains from abandoned posts to permanent military posts or national cemeteries, including the remains of Federal soldiers, sailors, or marines interred in fields, abandoned graves, or abandoned private and city cemeteries; and in any case where the expenses of burial or shipment of the remains of officers or enlisted men of the Army who die on the active list, are borne by individuals, where such expenses would have been lawful claims against the Government, reimbursement to such individuals may be made of the amount allowed by the Government for such services out of this sum, but no reimbursement shall be made of such expenses incurred prior to July 1, 1910; for expenses of the segregation of bodies in permanent American cemeteries in Great Britain and France, [\$90,000] \$100,000: <i>Provided, That the above provisions shall be applicable in the cases of officers and enlisted men on the retired list of the Army who have died or may hereafter die while on active duty by proper assignment (act Feb. 12, 1925, vol. 43, p. 926)</i> -----				100, 000. 00	90, 000. 00

Estimates of appropriations required for the service of the fiscal year ending June 30, 1927—Continued

General object (title of appropriation), date of acts, references to Statutes at Large, or to Revised Statutes, and estimated amount required for each detailed object				Total amount to be appropriated under each head of appropriation	Amount appropriated for the fiscal year ending June 30, 1926
<i>Disposition of Remains of Officers, Soldiers, and Civilian Employees—Contd.</i>					
	Estimated expenditures, 1927 appropriation	Estimated expenditures, 1926 appropriation	Expended and obligated, 1925		
Field service:					
Salaries and wages—	<i>Average—</i>	<i>Average—</i>	<i>Average—</i>		
Salary range, \$2,400 to \$3,000; average, \$2,700—	No. 1 Salary \$2,490	No. 1 Salary \$2,490	No. 1 Salary \$2,490		
Superintendent of morgue—	1 1,840	1 1,840	1 1,840		
Salary range, \$1,680 to \$2,040; average, \$1,860—					
Undertaker—	1 780	1 780	1 780		
Salary range, \$780 to \$1,020; average, \$900—					
Morgue clerk—	1 540	1 540	1 540		
Salary range, \$420 to \$600; average, \$510—					
Assistant embalmer—	6 460	6 460	6 460		
Laborers (temporary)—					
Total average number of employees—	10	10	10		
01 Total salaries and wages, field service—	8,410	8,410	8,410		
Supplies and materials:					
0282 Embalming supplies, caskets, coffins, etc., Philippine Islands—	2,000	1,000	1,939		
0282 Embalming supplies, caskets, coffins, etc., United States—	3,014	1,000	2,883		
02 Total supplies and materials—	5,014	2,000	4,822		
05 Communication service, telegrams, cablegrams, etc.—	100	100	254		
Travel expenses:					
0600 Transportation of escorts of remains, including lodgings when necessary—	14,000	2,096	11,248		
0600 Transportation of civilian employees—	50	50	35		
0630 Per diem in lieu of subsistence—	40	40	70		
06 Total travel expenses—	14,090	2,186	11,353		
Transportation of things (service):					
0700 Transportation of supplies—	232	150	133		
0770 Transportation of remains—	28,164	28,164	24,800		
07 Total transportation of things (service)—	28,396	28,314	24,933		
Special and miscellaneous current expenses:					
1380 Removal of remains from abandoned cemeteries to permanent military post or national cemeteries—	15,000	15,000	18,407		
1380 Reimbursement of expenses of burial or shipment of remains of officers, enlisted men and civil employees of the Army—	100	100			
1380 Preparation, under contract with undertakers, of remains in the various Corps Areas in the United States for shipment home or interment in a post or national cemetery—	28,660	28,660	28,023		
1380 Care of graves of officers and enlisted men—	230	230	200		
13 Total special and miscellaneous current expenses—	43,990	43,990	46,630		
Reserve—		5,000			
Total—	100,000	90,000	96,402		
<i>Confederate Mound, Oakwood Cemetery, Chicago, Ill.—</i>					
For care, protection, and maintenance of the plat of ground known as "Confederate Mound" in Oakwood Cemetery, Chicago, Illinois (<i>act Feb. 12, 1925, vol. 43, p. 927</i>)—				\$500. 00	\$500. 00
	Estimated expenditures, 1927 appropriation	Estimated expenditures, 1926 appropriation	Expended and obligated, 1925		
32 Care, protection, and maintenance—	\$500	\$500	\$500		
<i>Confederate Stockade Cemetery, Johnstons Island, Sandusky Bay, Ohio—</i>					
For care, protection, and maintenance of Confederate Stockade Cemetery, Johnstons Island, in Sandusky Bay, Ohio (<i>act Feb. 12, 1925, vol. 43, p. 927</i>)—				350. 00	350. 00
	Estimated expenditures, 1927 appropriation	Estimated expenditures, 1926 appropriation	Expended and obligated, 1925		
Field service:					
Salaries and wages—	<i>Average—</i>	<i>Average—</i>	<i>Average—</i>		
Salary range, \$80 to \$240; average, \$150—	No. 1 Salary \$200	No. 1 Salary \$200	No. 1 Salary \$200		
01 Caretaker in charge—	1 150	1 150	1 150		
02 Tools, materials and other miscellaneous expenses—					
Total—	350	350	350		

Estimates of appropriations required for the service of the fiscal year ending June 30, 1927—Continued

General object (title of appropriation), date of acts, references to Statutes at Large, or to Revised Statutes, and estimated amount required for each detailed object				Total amount to be appropriated under each head of appropriation	Amount appropriated for the fiscal year ending June 30, 1926
Care, etc., of Confederate Burial Plats— Confederate burial plats: For care, protection, and maintenance of Confederate burial plats, owned by the United States, located and known by the following designations: Confederate Cemetery, North Alton, Illinois; Confederate Cemetery, Camp Chase, Columbus, Ohio; Confederate section, Greenlawn Cemetery, Indianapolis, Indiana; Confederate Cemetery, Point Lookout, Maryland; and Confederate Cemetery, Rock Island, Illinois (<i>act Feb. 12, 1925, vol. 43, p. 927</i>)				\$1, 250. 00	\$1, 250. 00
	Estimated expenditures, 1927 appropriation	Estimated expenditures, 1926 appropriation	Expended and obligated, 1925		
Field service:	<i>Average—</i>	<i>Average—</i>	<i>Average—</i>		
Salaries and wages—	<i>No. Salary</i>	<i>No. Salary</i>	<i>No. Salary</i>		
Salary range, \$80 to \$240; average, \$150—	2 \$90	2 \$90	2 \$90		
Caretakers in charge					
Total average number of employees	2	2	2		
01 Total salaries and wages, field service	180	180	180		
02 Maintenance, supplies, and materials	1, 070	1, 070	1, 013		
Total	1, 250	1, 250	1, 193		
Burial of Indigent Patients, Army and Navy Hospital, Hot Springs, Ark.— Burial of deceased indigent patients: For burying in the Little Rock (Arkansas) National Cemetery, including transportation thereto, indigent ex-soldiers, ex-sailors, or ex-marines of the United States service, either Regular or Volunteer, who have been honorably discharged or retired and who die while patients at the Army and Navy General Hospital, Hot Springs, Arkansas, to be disbursed at a cost not exceeding \$35 for such burial expenses in each case, exclusive of cost of grave (<i>act Feb. 12, 1925, vol. 43, p. 927</i>)				100. 00	100. 00
	Estimated expenditures, 1927 appropriation	Estimated expenditures, 1926 appropriation	Expended and obligated, 1925		
22 Burial expenses	\$100	\$100	\$100		
Monuments or Tablets in Cuba and China— For repairs and preservation of monuments, tablets, roads, fences, and so forth, made and constructed by the United States in Cuba and China to mark the places where American soldiers fell (<i>act Feb. 12, 1925, vol. 43, p. 927</i>)				1, 000. 00	1, 000. 00
	Estimated expenditures, 1927 appropriation	Estimated expenditures, 1926 appropriation	Expended and obligated, 1925		
Field service:	<i>Average—</i>	<i>Average—</i>	<i>Average—</i>		
Salaries and wages—	<i>No. Salary</i>	<i>No. Salary</i>	<i>No. Salary</i>		
Salary range, \$600 to \$780; average, \$690—	1 \$600	1 \$600	1 \$600		
01 Caretaker in charge	400	400	250		
02 Supplies, tools, etc.					
Total	1, 000	1, 000	850		
Total, cemeterial activities				777, 860. 00	682, 725. 00

Estimates of appropriations required for the service of the fiscal year ending June 30, 1927—Continued

General object (title of appropriation), date of acts, references to Statutes at Large, or to Revised Statutes, and estimated amount required for each detailed object				Total amount to be appropriated under each head of appropriation		Amount appropriated for the fiscal year ending June 30, 1926	
NATIONAL MILITARY PARKS							
Chickamauga and Chattanooga National Military Park—							
For continuing the establishment of the park; compensation and expenses of the superintendent, maps, surveys, clerical and other assistance; maintenance, repair, and operation of one motor-propelled and one horse-drawn passenger-carrying vehicle; office and all other necessary expenses; foundations for State monuments; mowing; historical tablets, iron and bronze; iron gun carriages; roads and their maintenance; purchase of small tracts of lands heretofore authorized by law, \$58,265.							
Notwithstanding the restrictive provisions of the act of February 26, 1896 (Twenty-ninth Statutes, page 21), the Secretary of War is authorized in his discretion to permit without cost to the United States the erection of monuments or memorials to commemorate encampments of Spanish war organizations which were encamped in said park during the period of the Spanish-American War (acts Aug. 19, 1890, vol. 26, p. 33; Feb. 12, 1925, vol. 43, p. 927)							
				\$58, 265. 00		\$58, 265. 00	

Estimates of appropriations required for the service of the fiscal year ending June 30, 1927—Continued

General object (title of appropriation), date of acts, references to Statutes at Large, or to Revised Statutes, and estimated amount required for each detailed object				Total amount to be appropriated under each head of appropriation	Amount appropriated for the fiscal year ending June 30, 1926
Gettysburg National Military Park—Continued.					
	Estimated expenditures, 1927 appropriation	Estimated expenditures, 1926 appropriation	Expended and obligated, 1925		
Field service:					
Salaries and wages—	<i>Average—</i>	<i>Average—</i>	<i>Average—</i>		
Salary range, \$2,700 to \$3,300; average, \$3,000—	No. 1 Salary \$3,000	No. 1 Salary \$3,000	No. 1 Salary \$3,000		
Superintendent in charge	1 1,860	1 1,860	1 1,860		
Salary range, \$1,680 to \$2,040; average, \$1,860—					
Assistant superintendent	1 1,260	1 1,260	1 1,260		
Salary range, \$1,020 to \$1,260; average, \$1,140—					
Forester	1 1,140	1 1,140	1 1,140		
Clerk	6 1,080	6 1,080	6 1,080		
Guards and hostlers	1 1,080	1 1,080	1 1,080		
Laborer	18½ 1,080	18½ 1,080	18½ 1,080		
Laborers (temporary)					
Salary range, \$780 to \$1,020; average, \$900—					
Messenger	1 900	1 900	1 900		
Rodman	1 900	1 900	1 900		
Guards and hostlers			6 840		
Laborers (temporary)			23½ 900		
Salary range, \$600 to \$780; average, \$690—					
Laborer			1 720		
01 Total average number of employees	31½	31½	36½		
Total salaries and wages, field service	36,400	36,400	35,800		
Supplies and materials:					
0200 Stationery and office supplies	100	300	60		
0280 Supplies, procurement of	2,755	2,500	2,190		
02 Total supplies and materials	2,855	2,800	2,250		
04 Subsistence and care of animals and care of vehicles	100	400	200		
06 Transportation of civilian employees			100		
Repairs and alterations:					
1210 Roads, walks, and drainage, repair of	11,670	9,950	12,500		
1220 Water and sewer systems, repair of	50		40		
1240 Bridges, repair of	400		500		
1250 Fences, trellises, and walls, repair of	125	500	1,160		
1250 Flagstaffs, monuments, tablets, etc., repair of	350		400		
1280 Equipment, repair of	1,600	1,800	1,080		
12 Total repairs and alterations	14,095	11,750	15,650		
32 Historical tablets, gun carriages, etc., procurement and installation	100		200		
Reserve		2,250			
Total	53,600	53,600	54,200		
Guilford Courthouse National Military Park—					
For continuing the establishment of a national military park at the battle field of Guilford Courthouse, in accordance with the act entitled "An act to establish a national military park at the battle field of Guilford Courthouse," approved March 2, 1917 (<i>acts Mar. 2, 1917, vol. 39, p. 996; Feb. 12, 1925, vol. 43, p. 928</i>)					
				\$9, 115. 00	\$9, 640. 00
	Estimated expenditures, 1927 appropriation	Estimated expenditures, 1926 appropriation	Expended and obligated, 1925		
Field service:					
Salaries and wages—	<i>Average—</i>	<i>Average—</i>	<i>Average—</i>		
Salary range, \$1,020 to \$1,260; average, \$1,140—	No. 1 Salary \$1,140	No. 1 Salary \$1,140	No. 1 Salary \$1,140		
Resident commissioner	1 990	1 990	1 990		
Salary range, \$900 to \$1,140; average, \$1,020—					
Foreman of laborers	1 900	1 900	1 900		
Clerk	2½ 762	2½ 762	1½ 762		
Salary range, \$780 to \$1,020; average, \$900—					
Laborers (temporary)	5½	5½	4½		
01 Total average number of employees	5,000	5,000	3,818		
Total salaries and wages, field service					
Supplies and materials:					
0200 Stationery and office supplies	35	25	25		
0280 Supplies, procurement of	700	700	3,500		
02 Total supplies and materials	735	725	3,525		
04 Subsistence and care of animals and care of vehicles	300	200	200		
07 Transportation of supplies	5		3		
Repairs and alterations:					
1210 Roads, walks, and drainage, repair of	2,000	2,735	997		
1210 Grounds, maintenance of	475	455	475		
1280 Equipment, repair of	200	125			
12 Total repairs and alterations	2,675	3,315	1,472		
30 Equipment, procurement of	300	300	322		
32 Fences, walls, etc., construction of	100	100	300		
Total	9,115	9,640	9,640		

Estimates of appropriations required for the service of the fiscal year ending June 30, 1927—Continued

General object (title of appropriation), date of acts, references to Statutes at Large, or to Revised Statutes, and estimated amount required for each detailed object					Total amount to be appropriated under each head of appropriation	Amount appropriated for the fiscal year ending June 30, 1926
Shiloh National Military Park— For continuing the establishment of the park; compensation of superintendent of the park; clerical and other services; labor; historical tablets; maps and surveys; roads; purchase and transportation of supplies, implements, and materials; foundations for monuments; office and other necessary expenses, including maintenance, repair, and operation of one motor-propelled passenger-carrying vehicle; in all (<i>acts Dec. 27, 1894, vol. 23, p. 597; Mar. 2, 1895, vol. 28, p. 946; Feb. 12, 1925, vol. 43, p. 928</i>)					\$29,163.00	\$24,000.00
		Estimated expenditures, 1927 appropriation	Estimated expenditures, 1926 appropriation	Expended and obligated, 1925		
Field service:						
Salaries and wages—						
Salary range, \$2,700 to \$3,300; average, \$3,000—						
Superintendent in charge.....	Average—	Average—	Average—			
	No. Salary	No. Salary	No. Salary			
Salary range, \$1,320 to \$1,680; average, \$1,500—	1 \$3,000	1 \$3,000	1 \$3,000			
Clerk.....	1 1,620	1 1,620	1 1,620			
Range rider.....	1 1,320	1 1,320	1 1,320			
Salary range, \$780 to \$1,020; average, \$900—						
Laborers (temporary).....	13 900	13 900	12½ 900			
Total average number of employees.....	16	16	15½			
01 Total salaries and wages, field service.....	17,605	17,605	17,463			
Supplies and materials:						
0200 Stationery and office supplies.....	57	62	57			
0280 Supplies, procurement of.....	3,415	2,175	2,375			
02 Total supplies and materials.....	3,472	2,237	2,432			
04 Subsistence and care of animals and care of vehicles.....	150	150	150			
05 Communication service.....	54	54	54			
06 Travel expenses, civilian employees.....	127	127	127			
07 Transportation of supplies.....	15	15	15			
Repairs and alterations:						
1210 Roads, walks, and drainage, repair of.....	7,200	2,462	3,554			
1280 Equipment, repair of.....	540	350	725			
12 Total repairs and alterations.....	7,740	2,812	4,279			
31 Land and interest in land.....			50,000			
Reserve.....		1,000				
Total.....	29,163	24,000	74,520			
Vicksburg National Military Park— For continuing the establishment of the park; compensation of civilian commissioners; clerical and other services, labor, iron gun carriages, mounting of siege guns, memorials, monuments, markers, and historical tablets giving historical facts, compiled without praise and without censure; maps, surveys, roads, bridges, restoration of earthworks, purchase of lands, purchase and transportation of supplies and materials; and other necessary expenses (<i>acts Feb. 21, 1899, vol. 30, pp. 841-843; Feb. 12, 1925, vol. 43, p. 928</i>)					24,000.00	24,000.00
		Estimated expenditures, 1927 appropriation	Estimated expenditures, 1926 appropriation	Expended and obligated, 1925		
Field service:						
Salaries and wages—						
Salary range, \$3,300 to \$3,900; average, \$3,600—						
Resident commissioner.....	Average—	Average—	Average—			
	No. Salary	No. Salary	No. Salary			
Salary range, \$2,400 to \$3,000; average, \$2,700—	1 \$3,600	1 \$3,600	1 \$3,600			
Engineer and clerk.....	1 2,700	1 2,700	1 2,700			
Salary range, \$1,140 to \$1,500; average, \$1,320—						
Foreman.....	1 1,200	1 1,200	1 1,200			
Artisan.....	1 1,200	1 1,200	1 1,200			
Salary range, \$1,020 to \$1,260; average, \$1,140—						
Laborers (temporary).....	8½ 1,140	8½ 1,140	10½ 1,140			
Total average number of employees.....	12½	12½	14½			
01 Total salaries and wages, field service.....	18,793	18,793	20,400			
Supplies and materials:						
0200 Stationery and office supplies.....	180	132	374			
0280 Supplies, procurement of.....	168	200	161			
02 Total supplies and materials.....	348	332	535			
05 Communication service.....	66	67	66			
06 Travel expenses, civilian employees.....		75				
07 Transportation of supplies.....	207	45	227			

Estimates of appropriations required for the service of the fiscal year ending June 30, 1927—Continued

General object (title of appropriation), date of acts, references to Statutes at Large, or to Revised Statutes, and estimated amount required for each detailed object				Total amount to be appropriated under each head of appropriation	Amount appropriated for the fiscal year ending June 30, 1926
Vicksburg National Military Park—Continued.					
	Estimated expenditures, 1927 appropriation	Estimated expenditures, 1926 appropriation	Expended and obligated, 1925		
Repairs and alterations:					
1210 Roads, walks, and drainage, repair of	\$3,479	\$2,433	\$3,908		
1240 Bridges, repair of	750	1,020	783		
1250 Fences, trellises and walls, repair of	25	10	34		
1250 Flagstaffs, monuments, etc., repair of	150	10	138		
1280 Equipment, repair of	182	155	539		
12 Total repairs and alterations	4,586	3,628	5,402		
32 Procurement and installation of historical tablets		60			
Reserve		1,000			
Total	24,000	24,000	26,700		
National Monuments—					
<i>For maintaining and improving national monuments established by proclamation of the President under the act of June 8, 1906 (34 Stat. 225), and administered by the Secretary of War, including Fort McHenry, Maryland, including pay of the caretakers, laborers, and other employees, purchase of tools and materials, light, heat, and power (act June 8, 1906, vol. 34, p. 225) (submitted)</i>				\$21,961.00	
	Estimated expenditures, 1927 appropriation	Estimated expenditures, 1926 appropriation	Expended and obligated, 1925		
Field service:					
Salaries and wages—	Average—	Average—	Average—		
Salary range, \$1,680 to \$2,040; average, \$1,860—	No. Salary	No. Salary	No. Salary		
Superintendent in charge	1 \$1,800	1 \$1,800			
Salary range, \$1,140 to \$1,500; average, \$1,320—					
Attendants	3 1,240	3 1,240			
Salary range, \$900 to \$1,140; average, \$1,020—					
Caretaker	1 960	1 960	1 960		
Caretakers	3 900	1 900	1 900		
Salary range, \$240 to \$420; average, \$330—					
Laborer	1 300				
01 Total average number of employees	9	6	1 1/2		
Total salaries and wages, field service	9,480	7,380	1,060		
The difference between 1927 and 1926 is due to increase in force, \$2,100.					
Supplies and materials:					
0280 Sundry supplies	1,980	1,080	1,200		
0280 Flagstaffs, procurement and installation of	720				
0290 Materials	170				
02 Total supplies and materials	2,870	1,080	1,200		
06 Superintendents, transportation	141				
10 Furnishing of heat, light, and power	6,500	8,400	8,400		
12 Repairs and alterations	2,970	1,000	2,335		
Total	21,961	17,860	12,965		
Total, national military parks and national monuments				196,104.00	\$169,505.00
Total annual appropriations under Quartermaster Corps				973,964.00	852,230.00
TRUST FUND					
Preservation, Birthplace of Lincoln—					
<i>Interest from an endowment fund, title to which was transferred to the United States by the Lincoln Farm Association on Apr. 11, 1916, in connection with deed of gift conveying the homestead of Abraham Lincoln and the log cabin in which he was born. This fund has been converted into Government bonds amounting to \$46,000, the income from which is available for expenses incident to the birthplace of Lincoln (act July 17, 1916, vol. 39, p. 385)</i>				1,700.00	1,700.00
	Estimated expenditures, 1927 appropriation	Estimated expenditures, 1926 appropriation	Expended and obligated, 1925		
20 Interest on trust fund	\$1,700	\$1,700	\$2,500		
Total under Quartermaster Corps, including trust fund				975,664.00	853,930.00

Estimates of appropriations required for the service of the fiscal year ending June 30, 1927—Continued

General object (title of appropriation), date of acts, references to Statutes at Large, or to Revised Statutes, and estimated amount required for each detailed object				Total amount to be appropriated under each head of appropriation	Amount appropriated for the fiscal year ending June 30, 1926
SIGNAL CORPS					
Washington-Alaska Military Cable and Telegraph System—					
For defraying the cost of such extensions, betterments, operation, and maintenance of the Washington-Alaska military cable and telegraph system as may be approved by the Secretary of War, to be available until the close of the fiscal year [1927] 1928, from the receipts of the Washington-Alaska military cable and telegraph system which have been covered into the Treasury of the United States, the extent of such extensions and betterments and the cost thereof to be reported to Congress by the Secretary of War (acts May 12, 1917, vol. 40, p. 43, sec. 1; Feb. 12, 1925, vol. 43, p. 928)				\$155, 167. 00	\$150, 900. 00
	Estimated expenditures, 1927 appropriation	Estimated expenditures, 1926 appropriation	Expended and obligated, 1925		
Field service:					
Salaries and wages—	Average—	Average—	Average—		
Salary range, \$5,200 to \$6,000; average, \$5,600—	No. Salary	No. Salary	No. Salary		
Cable engineer	1 \$5,200	1 \$5,200	1 \$5,200		
Salary range, \$3,300 to \$3,900; average, \$3,600—					
Auditor	1 3,600	1 3,600	1 3,600		
Office manager	1 3,300	1 3,300	1 3,300		
Salary range, \$2,700 to \$3,300; average, \$3,000—					
Chief cable operator	1 3,000	1 3,000	1 3,000		
Salary range, \$2,100 to \$2,700; average, \$2,400—					
Cable electrician	1 2,500	1 2,500	1 2,500		
Cable foreman	1 2,400	1 2,400	1 2,400		
Assistant radio engineers	1 2,240	1 2,240	1 1,120		
Steam engineer	1 2,220	1 2,220	1 2,220		
Salary range, \$1,860 to \$2,400; average, \$1,860—					
Cashier	1 1,860	1 1,860	1 1,860		
Salary range, \$1,320 to \$1,680; average, \$1,500—					
Submarine cable splicer	1 1,500	1 1,500	1 1,500		
Clerks	4 1,505	4 1,505	4 1,505		
Electrician	1 1,440	1 1,440	1 1,440		
Janitor	1 1,440	1 1,440	1 1,440		
Salary range, \$1,020 to \$1,260; average, \$1,140—					
Clerk	1 1,200	1 1,200	1 1,200		
Janitor	1 1,200	1 1,200	1 1,200		
Messengers	2 1,140	2 1,140	2 1,140		
Salary range, \$900 to \$1,140; average, \$1,020—					
Assistant cable foreman	1 1,020	1 1,020	1 1,020		
Messenger	1 1,020	1 1,020	1 1,020		
Salary range, \$780 to \$1,020; average, \$900—					
Messengers	7 891	7 891	7 891		
Cable seamen	5 840	5 840	5 840		
Salary range, \$600 to \$780; average, \$690—					
Messenger	1 720	1 720	1 720		
Salary range, \$420 to \$600; average, \$510—					
Messengers	2 540	2 540	2 540		
Laborers, temporary	13 1,565	13 1,565	13 1,565		
Total average number of employees	50	50	50½		
01 Total salaries and wages, field service	74,703.00	74,703.00	74,703.00		
02 Supplies and materials	45,000.56	39,532.56	31,217.56		
07 Transportation	7,837.65	7,837.65	2,837.65		
10 Heat, light, power and electricity	6,170.97	6,170.97	6,170.97		
11 Rentals	11,905.04	15,897.04	15,897.04		
12 Repairs and alterations	9,550.78	6,758.78	6,758.78		
Total	155,167.00	150,900.00	137,585.00		
MEDICAL DEPARTMENT					
Artificial Limbs—					
Artificial limbs: For furnishing artificial limbs and apparatus, or commutation therefor, and necessary transportation (R. S. p. 929, sec. 4787; p. 930, secs. 4788, 4790, 4791; acts Aug. 15, 1876, vol. 19, pp. 203, 204; Mar. 3, 1891, vol. 26, p. 1108; Feb. 12, 1925, vol. 43, p. 929)				60,000.00	30,000.00
	Estimated expenditures, 1927 appropriation	Estimated expenditures, 1926 appropriation	Expended and obligated, 1925		
02 Supplies and materials	\$59,750	\$29,750	\$35,575		
06 Travel expenses	250	250	100		
Total	60,000	30,000	35,675		

Estimates of appropriations required for the service of the fiscal year ending June 30, 1927—Continued

General object (title of appropriation), date of acts, references to Statutes at Large, or to Revised Statutes, and estimated amount required for each detailed object				Total amount to be appropriated under each head of appropriation	Amount appropriated for the fiscal year ending June 30, 1926
Appliances for Disabled Soldiers— Appliances for disabled soldiers: For furnishing surgical appliances to persons disabled in the military or naval service of the United States prior to April 6, 1917, or subsequent to July 1, 1921, and not entitled to artificial limbs or trusses for the same disabilities, (<i>act Feb. 12, 1925, vol. 43, p. 929</i>)				\$1, 000. 00	\$750. 00
	Estimated expenditures, 1927 appropriation	Estimated expenditures, 1926 appropriation	Expended and obligated, 1925		
02 Supplies and materials	\$900. 00	\$550. 00	\$419. 37		
13 Fees, medical	100. 00	50. 00	48. 00		
Reserve		150. 00	150. 00		
Total	1, 000. 00	750. 00	717. 27		
Trusses for Disabled Soldiers— Trusses for disabled soldiers: For trusses for persons entitled thereto under section 1176, Revised Statutes of the United States, and the act amendatory thereof, approved March 3, 1879 (<i>R. S. p. 211, sec. 1176; acts Mar. 3, 1879, vol. 20, p. 853, sec. 1; May 27, 1908, vol. 35, p. 367, sec. 1; Feb. 12, 1925, vol. 43, p. 929</i>)				750. 00	1, 000. 00
	Estimated expenditures, 1927 appropriation	Estimated expenditures, 1926 appropriation	Expended and obligated, 1925		
02 Supplies and materials	\$600. 00	\$600. 00	\$263. 31		
13 Fees, medical	150. 00	200. 00	105. 00		
Reserve		200. 00	200. 00		
Total	750. 00	1, 000. 00	568. 31		
NOTE.—Decrease over previous appropriations offset by corresponding increase in appropriation "Appliances for disabled soldiers."					
Medical and Surgical History of the World War— Toward the preparation for publication under the direction of the Secretary of War of a medical and surgical history of the war with Germany, including personal services (<i>act Feb. 12, 1925, vol. 43, p. 929</i>)				16, 000. 00	19, 700. 00
	Estimated expenditures, 1927 appropriation	Estimated expenditures, 1926 appropriation	Expended and obligated, 1925		
Field service:					
Salaries and wages—	Average—	Average—	Average—		
Salary range, \$3,800 to \$5,000; average, \$4,400	No. 1 Salary \$4,800	No. 1 Salary \$4,800	No. 1 Salary \$4,800		
Assistant editor in chief	1 1,980	1 1,980	1 1,980		
Salary range, \$1,680 to \$2,040; average, \$1,860—					
Statistical draftsman	1 1,980	1 1,980	1 1,980		
Salary range, \$1,500 to \$1,860; average, \$1,680—					
Clerks	2 1,620	2 1,620	2 1,283		
Salary range, \$1,320 to \$1,680; average, \$1,500—					
Clerks	3 1,560	5 1,560	5 1,533		
Salary range, \$1,140 to \$1,500; average, \$1,320—					
Clerks	3 1,560	5 1,560	5 1,200		
Total average number of employees	7 1/2	9	9 1/2		
Total salaries and wages, field service	16, 000. 00	17, 820. 00	17, 567. 00		
01					
02 Supplies and materials		380. 00	289. 89		
05 Communication service		20. 00	41		
06 Travel expenses		20. 00	20. 00		
07 Transportation of things		100. 00			
30 Equipment		300. 00			
Total	16, 000. 00	18, 640. 00	17, 877. 30		
Total under Medical Department				77, 750. 00	51, 450. 00

Estimates of appropriations required for the service of the fiscal year ending June 30, 1927—Continued

General object (title of appropriation), date of acts, references to Statutes at Large, or to Revised Statutes, and estimated amount required for each detailed object				Total amount to be appropriated under each head of appropriation	Amount appropriated for the fiscal year ending June 30, 1926
CORPS OF ENGINEERS					
Buildings and Grounds In and Around Washington—					
<p> For improvement, care, and maintenance of grounds of executive departments, \$1,000. Washington Monument: For pay of employees, \$8,780. For power, fuel, lights, oil, waste, packing, tools, matches, paints, brushes, brooms, lanterns, rope, nails, screws, lead, electric lights, heating apparatus, oil stoves for elevator car and upper and lower floors; repairs of all kinds connected with the Monument and machinery; and purchase of all necessary articles for keeping the Monument, machinery, and elevator in good order, \$6,000. For extra services of employees and for additional supplies and materials, to provide for the opening of the Monument to the public on Sundays and legal holidays, \$2,500. For purchasing and supplying uniforms to the three watchmen, two floor-men, and the elevator conductor at the Washington Monument, \$480. Lincoln Memorial: For pay of employees, \$7,140; heat, light, repairs, miscellaneous labor, and supplies, \$3,910; extra services of employees, and additional supplies and materials to provide for opening the Lincoln Memorial to the public on Sundays and legal holidays, \$1,750; for purchasing and supplying uniforms to the three Lincoln Memorial watchmen, \$240; in all, \$13,040. Building where Abraham Lincoln died: For painting and miscellaneous repairs, \$240.] </p>					
<p>NOTE.—The above items, amounting to \$32,040, are transferred under the law to the Office of Public Buildings and Public Parks of the National Capital.</p>					
Improvements, Birthplace of George Washington, Wakefield, Va.—					
<p> Birthplace of George Washington, Wakefield, Virginia: For watchmen for the care of the monument and dock at Wakefield, Virginia, the birthplace of Washington, [\$480]. (acts May 28, 1896, vol. 29, p. 164; Mar. 4, 1907, vol. 34, p. 1344; July 16, 1914, vol. 38, p. 482, Feb. 12, 1925, vol. 43, p. 929) — </p>				\$720. 00	
<p> [For construction of a road and] Improvement and maintenance of reservation and monument at Wakefield, Virginia, the birthplace of Washington [\$12,600] (act Feb. 12, 1925, vol. 43, p. 929) — </p>				780. 00	
				\$1, 500. 00	\$13, 080. 00
	Estimated expenditures, 1927 appropriation	Estimated expenditures, 1926 appropriation	Expended and obligated, 1925		
Field service:					
Salaries and wages—					
Salary range, \$2,700 to \$3,300; average, \$3,000—	Average—	Average—	Average—		
Junior engineer.....	No. Salary	No. Salary	No. Salary		
Salary range, \$1,680 to \$2,040; average, \$1,860—	1 2,700	1 2,700	1 2,700		
Inspector.....	1 1,800	1 1,800	1 1,800		
Surveyman.....	1 1,800	1 1,800	1 1,800		
Salary range, \$600 to \$780; average, \$690—	1 720	1 720	1 720		
Watchman.....	1 720	1 720	1 720		
Salary range, \$420 to \$600; average, \$510—	1 510	1 510	1 510		
Watchman.....	1 510	1 510	1 510		
Temporary employees.....	1 837	1 837	1 837		
Total average number of employees.....	1 1/2 1, 120. 00	1 1/2 1, 580. 00	1 1/2 549. 75		
Total salaries and wages, field service.....					
The difference between 1927 and 1926 is due to—					
Decrease in force.....	700				
Increase in salaries.....	240				
Net decrease.....	460				
Deduct expenditures for personal services included in objects named below.....	400. 00	1, 000. 00	69. 75		
Net salaries and wages.....	720. 00	580. 00	480. 00		
01 Total personal services.....	720. 00	580. 00	480. 00		
Supplies and materials:					
0200 Stationery and office supplies.....	2. 00	5. 00			
0290 Materials.....	3. 00	10. 00			
02 Total supplies and materials.....	5. 00	15. 00			
05 Telephone service.....		10. 00			
06 Travel expenses.....		50. 00	10. 00		
07 Transportation of things (service).....	25. 00	5. 00	1. 62		
12 Repairs and alterations.....	775. 00	290. 00	88. 38		
32 Other structures.....		12, 290. 00			
Total.....	1, 500. 00	13, 080. 00	580. 00		

Estimates of appropriations required for the service of the fiscal year ending June 30, 1927—Continued

General object (title of appropriation), date of acts, references to Statutes at Large, or to Revised Statutes, and estimated amount required for each detailed object				Total amount to be appropriated under each head of appropriation	Amount appropriated for the fiscal year ending June 30, 1926
MISCELLANEOUS OBJECTS					
Expenses, California Débris Commission— For defraying the expenses of the commission in carrying on the work authorized by the act approved March 1, 1893 (<i>acts Mar. 1, 1893, vol. 27, p. 507; Feb. 12, 1925, vol. 48, p. 929</i>)				\$15,000.00	\$15,565.00
	Estimated expenditures, 1927 appropriation	Estimated expenditures, 1926 appropriation	Expended and obligated, 1925		
Field service:					
Salaries and wages—					
Salary range, \$3,300 to \$3,900; average, \$3,600—	<i>Average—</i>	<i>Average—</i>	<i>Average—</i>		
Assistant engineer	No. 1 Salary \$3,300	No. 1 Salary \$3,000	No. 1 Salary \$3,000		
Salary range, \$3,000 to \$3,600; average, \$3,300—					
Assistant engineer	1 3,000	1 3,000	1 3,000		
Chief clerk					
Salary range, \$2,400 to \$3,000; average, \$2,700—					
Chief clerk	1 2,400	1 2,400	1 2,400		
Junior engineer					
Salary range, \$2,100 to \$2,700; average, \$2,400—					
Draftsman	1 2,100	1 2,100			
Salary range, \$1,800 to \$2,400; average, \$2,100—					
Draftsman	1 1,920	1 1,920	1 1,920		
Salary range, \$1,680 to \$2,040; average, \$1,860—					
Clerk			1 1,800		
Salary range, \$1,020 to \$1,260; average, \$1,140—					
Temporary employees	1 1,080	1 1,080			
Total average number of employees	4 1/2	4 1/2	4 1/2		
Total salaries and wages, field service	10,885.00	10,885.00	10,886.02		
Deduct expenditures for personal services included in objects named below			59.15		
Net salaries and wages	10,885.00	10,885.00	10,826.87		
0121 Pay of commissioned officers	1,000.00	1,000.00	312.50		
0140 Allowances for quarters, etc.	240.00	240.00	100.00		
01 Total personal services	12,125.00	12,125.00	11,239.37		
Supplies and materials:					
0201 Other stationery	120.00	120.00	119.71		
0202 Sundry office supplies	60.00	60.00	56.82		
0203 Drafting and artists' supplies	60.00	60.00	57.51		
0204 Photographic supplies	50.00	50.00	50.73		
0230 Fuel	175.00	175.00	185.67		
02 Total supplies and materials	465.00	465.00	470.44		
03 Subsistence and support of persons (service)			13.50		
04 Subsistence and care of animals and storage and care of vehicles (service)	50.00	50.00	38.25		
Communication service:					
0500 Telegraph service	5.00	5.00	2.02		
0510 Telephone service	45.00	45.00	46.57		
05 Total communication service	50.00	50.00	48.59		
06 Travel expenses	1,000.00	1,000.00	1,424.97		
07 Transportation of things (service)	25.00	50.00	20.08		
08 Photographing and making photographs and prints (job work)	75.00	100.00	106.36		
09 Advertising and publication of notices (service)	75.00	100.00	103.88		
11 Rent of buildings and structures	800.00	1,000.00	1,000.00		
12 Repairs and alterations	150.00	300.00	301.56		
13 Special and miscellaneous current expenses	60.00	100.00	137.73		
Equipment:					
3010 Furniture, furnishings and fixtures	10.00	25.00	3.00		
3020 Educational, scientific, and recreational equipment	65.00	100.00	103.40		
3050 Other equipment	50.00	100.00	60.70		
30 Total equipment	125.00	225.00	167.10		
Total	15,000.00	15,565.00	15,071.83		

Estimates of appropriations required for the service of the fiscal year ending June 30, 1927—Continued

General object (title of appropriation), date of acts, references to Statutes at Large, or to Revised Statutes, and estimated amount required for each detailed object				Total amount to be appropriated under each head of appropriation	Amount appropriated for the fiscal year ending June 30, 1926
Construction and Maintenance of Roads, Bridges, and Trails, Alaska—					
For the construction, repair, and maintenance of roads, tramways, ferries, bridges, and trails, Territory of Alaska, to be expended under the direction of the board of road commissioners described in section 2 of an act entitled "An act to provide for the construction and maintenance of roads, the establishment and maintenance of schools, and the care and support of insane persons in the District of Alaska, and for other purposes," approved January 27, 1905, as amended by the act approved May 14, 1906, and to be expended conformably to the provisions of said act as amended, [\$900,000] \$600,000, to be immediately available, [Hereafter when an appropriation for this purpose for any fiscal year shall not have been made prior to the 1st day of March preceding the beginning of such fiscal year, the Secretary of War may authorize the board of road commissioners to incur obligations for this purpose of not to exceed 75 per centum of the appropriation for this purpose for the fiscal year then current, payment of these obligations to be made from the appropriation for the new fiscal year when it becomes available.] (acts Jan. 27, 1905, vol. 33, p. 616; May 14, 1906, vol. 34, p. 192; June 12, 1906, vol. 34, p. 254; Apr. 27, 1914, vol. 38, p. 357; Feb. 12, 1925, vol. 43, p. 930)				\$600, 000. 00	\$900, 000. 00
	Estimated expenditures, 1927 appropriation	Estimated expenditures, 1926 appropriation	Expended and obligated, 1925		
Field service:					
Salaries and wages (see consolidated schedule).					
01 Total personal services.....	\$300, 000. 00	\$448, 465. 00	\$388, 193. 66		
Supplies and materials:					
0200 Stationery and office supplies.....	1, 350. 00	1, 350. 00	1, 345. 04		
0201 Other office supplies.....	660. 00	660. 00	660. 37		
0210 Medical and hospital supplies.....	100. 00	100. 00	102. 18		
0220 Scientific and educational supplies.....	25. 00	25. 00	24. 39		
0230 Fuel (including gasoline and oils).....	10, 500. 00	14, 560. 00	12, 552. 06		
0240 Wearing apparel.....	5. 00	5. 00	4. 00		
0250 Forage and other supplies for animals.....	12, 000. 00	17, 366. 00	14, 970. 91		
0260 Provisions.....	40, 000. 00	56, 065. 00	48, 331. 87		
0270 Powder (projectiles, explosives, etc.).....	4, 000. 00	5, 155. 00	4, 444. 31		
0280 Sundry supplies.....	6, 000. 00	9, 537. 00	8, 221. 30		
0290 Materials (not specifically allocated at time of purchase).....	25, 360. 00	41, 540. 00	35, 810. 64		
02 Total supplies and materials.....	100, 000. 00	146, 363. 00	126, 467. 07		
03 Subsistence and support of persons (service).....	21, 000. 00	33, 371. 00	28, 768. 07		
04 Subsistence and care of animals (service).....	1, 000. 00	1, 490. 00	1, 284. 37		
Communication service:					
0500 Telegraph service.....	277. 00	277. 00	276. 50		
0510 Telephone service.....	9. 00	9. 00	8. 50		
0520 Other communication service.....	61. 00	61. 00	60. 70		
05 Total communication service.....	347. 00	347. 00	345. 70		
06 Travel expenses.....	12, 000. 00	15, 500. 00	15, 429. 98		
07 Transportation of things (service).....	45, 000. 00	57, 825. 00	49, 849. 17		
Printing and binding:					
0800 Printing and binding.....	1, 500. 00	1, 500. 00	709. 35		
0810 Lithographing, engraving, and engrossing.....	150. 00	150. 00	152. 39		
0830 Photographing and making prints, etc.....	71. 00	71. 00	70. 62		
08 Total printing and binding.....	1, 721. 00	1, 721. 00	932. 36		
Rents:					
1100 Rents (buildings, structures, etc.).....	90. 00	90. 00	92. 50		
1110 Other rents (including animals).....	20, 610. 00	31, 962. 00	27, 553. 87		
11 Total rents.....	20, 700. 00	32, 052. 00	27, 646. 37		
12 Repairs and alterations.....	35, 300. 00	56, 123. 00	48, 381. 98		
13 Special and miscellaneous current expenses (including exchange).....	1, 575. 00	1, 760. 00	1, 517. 55		
Equipment (includes livestock):					
3010 Furniture, furnishings, and fixtures.....	4, 000. 00	6, 674. 00	5, 753. 42		
3040 Livestock (horses, dogs, etc.).....	300. 00	325. 00	280. 00		
3050 Other equipment.....	48, 000. 00	83, 515. 00	72, 676. 87		
30 Total equipment.....	52, 300. 00	90, 514. 00	78, 710. 29		
32 Other structures.....	9, 067. 00	14, 469. 00	12, 473. 43		
Total.....	600, 000. 00	900, 000. 00	780, 000. 00		

Estimates of appropriations required for the service of the fiscal year ending June 30, 1927—Continued

General object (title of appropriation), date of acts, references to Statutes at Large, or to Revised Statutes, and estimated amount required for each detailed object		Total amount to be appropriated under each head of appropriation		Amount appropriated for the fiscal year ending June 30, 1926	
Construction and Maintenance of Roads, Bridges, and Trails, Alaska—Continued.					
Consolidated schedule of field employees paid from appropriations for Alaska roads					
		Estimated expenditures, 1927 appropriation	Estimated expenditures, 1926 appropriation	Expended and obligated, 1925	
Field service:					
Salaries and wages—		Average—	Average—	Average—	
Salary range, \$3,800 to \$5,000; average, \$4,400—		No. Salary	No. Salary	No.	Salary
Assistant engineer		1 \$3,900	1 \$3,900	1	\$3,900
Salary range, \$3,300 to \$3,900; average, \$3,600—					
Superintendents	4	3,525	4 3,525	3 1/2	3,525
Salary range, \$3,000 to \$3,600; average, \$3,300—					
Superintendents	2	3,060	2 3,060	2	3,060
Salary range, \$2,700 to \$3,300; average, \$3,000—					
Clerks	2	2,760	2 2,760	2 1/2	2,806
Junior engineers	2	2,700	2 2,700	2	2,700
Assistant superintendents	3	2,760	3 2,760	3	2,760
Chief mechanic	1	2,700	1 2,700	1	2,700
Salary range, \$2,400 to \$3,000; average, \$2,700—					
Assistant superintendents	3	2,400	3 2,400	2 1/2	2,400
Mechanics	2	2,460	2 2,460	2	2,460
Salary range, \$2,100 to \$2,700; average, \$2,400—					
Clerks	5	2,220	5 2,220	4 1/2	2,220
Salary range, \$1,680 to \$2,040; average, \$1,860—					
Clerks	3	1,860	3 1,860	3	1,860
Salary range, \$1,500 to \$1,860; average, \$1,680—					
Clerk	1	1,500	1 1,500	1	1,500
Salary range, \$1,320 to \$1,680; average, \$1,500—					
Temporary employees	188	1,471	289 1,471	265	1,473
Total average number of employees	217		318	293 1/2	
Total salaries and wages, field service		352,293.50	500,758.50		461,321.46
The difference between 1927 and 1926 is due to decrease in force, \$148,465.					
The salaries and wages on the foregoing schedule were distributed to appropriations as follows:					
Construction and maintenance of roads, bridges, and trails, Alaska		300,000.00	448,465.00	388,193.66	
Wagon roads, bridges, and trails, Alaska fund		52,205.00	52,205.00	73,039.30	
Funds contributed for improvement of roads, bridges, and trails, Alaska, special fund		88.50	88.50	88.50	
Total		352,293.50	500,758.50	461,321.46	
Total miscellaneous objects under Corps of Engineers				\$615,000.00	\$915,565.00

RIVERS AND HARBORS

To be immediately available and to be expended under the direction of the Secretary of War and the supervision of the Chief of Engineers:
Maintenance and Improvement of Existing River and Harbor Works—

For the preservation and maintenance of existing river and harbor works, and for the prosecution of such projects heretofore authorized as may be most desirable in the interests of commerce and navigation; for survey of northern and northwestern lakes, Lake of the Woods, and other boundary and connecting waters between the said lake and Lake Superior, Lake Champlain, and the natural navigable waters embraced in the navigation system of the New York canals, including all necessary expenses for preparing, correcting, extending, printing, binding, and issuing charts and bulletins and of investigating lake levels with a view to their regulation; and for the prevention of obstructive and injurious deposits within the harbor and adjacent waters of New York City, for pay of inspectors, deputy inspectors, crews, and office force, and for maintenance of patrol fleet and expenses of office (*acts Oct. 2, 1914, vol. 38, p. 725; Feb. 12, 1925, vol. 43, p. 930*)

40,000,000.00

40,000,000.000

	Estimated expenditures, 1927 appropriation	Estimated expenditures, 1926 appropriation	Expended and obligated, 1925
Departmental service:			
Salaries—			
Professional and scientific service—	<i>Average—</i>	<i>Average—</i>	<i>Average—</i>
Grade 4, \$3,800 to \$5,000; average, \$4,400—	No. Salary	No. Salary	No. Salary
Engineer	1 \$3,800	1 \$3,800	1 \$3,891
Engineer (electrical engineer)			1 3,800
Grade 3, \$3,000 to \$3,600; average, \$3,300—			
Associate engineer (electrical engineer)	1 3,000	1 3,000	1 3,000
Associate engineer	2 3,150	2 3,150	2 3,150
Associate engineer (mechanical engineer)			1 3,100
Associate attorney (law officer)	1 3,400	1 3,400	1 3,300
Grade 2, \$2,400 to \$3,000; average, \$2,700—			
Assistant engineers	2 2,700	2 2,700	2 2,700
Assistant engineer (electrical engineer)			1 2,400
Assistant attorneys (law clerks)	2 2,650	2 2,650	2 2,600

Estimates of appropriations required for the service of the fiscal year ending June 30, 1927—Continued

General object (title of appropriation), date of acts, references to Statutes at Large, or to Revised Statutes, and estimated amount required for each detailed object				Total amount to be appropriated under each head of appropriation		Amount appropriated for the fiscal year ending June 30, 1926	
Maintenance and Improvement of Existing River and Harbor Works—Continued.							
	Estimated expenditures, 1927 appropriation		Estimated expenditures, 1926 appropriation		Expended and obligated, 1925		
Departmental service—Continued.							
Salaries—Continued.							
Subprofessional service—							
Grade 5, \$1,680 to \$2,040; average, \$1,860—							
Engineering draftsman							
Clerical, administrative and fiscal service—							
Grade 8, \$2,700 to \$3,300; average, \$3,000—							
Administrative assistant (chief accountant)							
Grade 7, \$2,400 to \$3,000; average, \$2,700—							
Junior administrative assistants (chief of division)							
Grade 6, \$2,100 to \$2,700; average, \$2,400—							
Principal clerk (chief of division)							
Principal clerks (section chief)							
Grade 5, \$1,860 to \$2,400; average, \$2,111.42—							
Senior office draftsman							
Senior clerk							
Grade 4, \$1,860 to \$2,040; average, \$1,860—							
Clerks							
Clerk-stenographers							
Grade 3, \$1,500 to \$1,860; average, \$1,680—							
Assistant clerks							
Grade 2, \$1,320 to \$1,680; average, \$1,500—							
Junior office draftsman							
Junior operators, office devices							
Junior clerks							
Grade 1, \$1,140 to \$1,500; average, \$1,320—							
Underoperator, office devices							
Custodial service—							
Grade 5, \$1,320 to \$1,680; average, \$1,500—							
Junior mechanic							
Grade 4, \$1,140 to \$1,500; average, \$1,320—							
Under mechanic							
Grade 3, \$1,020 to \$1,260; average, \$1,140—							
Messengers							
Grade 2, \$900 to \$1,140; average, \$1,020—							
Junior laborers							
Total average number of employees							
Total salaries, departmental service							
Field service:							
Total salaries and wages (see consolidated schedule)							
Deduct expenditures for personal services included in objects named below							
Net salaries and wages							
0121 Pay of commissioned officers							
0130 Fees, not specified							
0140 Allowances for quarters, etc							
Total personal services, field service							
01 Total personal services							
Supplies and materials:							
0200 Stationery and office supplies							
0201 Stationery							
0201 Printed forms and letterheads							
0201 Other stationery							
0202 Sundry office supplies							
0203 Drafting and artists' supplies							
0204 Photographic supplies							
0205 Cleaning and toilet supplies							
0210 Medical and hospital supplies							
0220 Scientific and educational supplies							
0230 Fuel							
0240 Wearing apparel and sewing supplies							
0250 Forage and other supplies for animals							
0260 Provisions							
0270 Powder, projectiles, explosives, etc							
0280 Sundry supplies							
0290 Materials (not specifically allocated for use at time of purchase)							
02 Total supplies and materials							
03 Subsistence and support of persons (service)							
04 Subsistence and care of animals and storage and care of vehicles (service)							
Communication service:							
0500 Telegraph service							
0510 Telephone service							
0520 Other communication service							
05 Total communication service							
Travel expenses							
Transportation of things (service)							

Estimates of appropriations required for the service of the fiscal year ending June 30, 1927—Continued

General object (title of appropriation), date of acts, references to Statutes at Large, or to Revised Statutes, and estimated amount required for each detailed object				Total amount to be appropriated under each head of appropriation	Amount appropriated for the fiscal year ending June 30, 1926
Maintenance and Improvement of Existing River and Harbor Works—Continued.					
	Estimated expenditures, 1927 appropriation	Estimated expenditures, 1926 appropriation	Expended and obligated, 1925		
Printing and binding:					
0800 Printing and binding.....	\$1,760.00	\$2,250.00	\$1,226.94		
0810 Lithographing, engraving, etc.....	1,800.00	2,540.00	2,001.65		
0820 Stenographic work, typewriting and duplicating work, such as multigraphing and mimeographing (job work).....	800.00	1,115.00	1,012.21		
0830 Photographing and making photographs and prints (job work).....	5,000.00	7,871.00	6,893.41		
08 Total printing and binding.....	9,360.00	13,776.00	11,134.21		
09 Advertising and publication of notices (service).....	4,000.00	5,706.00	5,555.01		
10 Furnishing of heat, light, power, water, and electricity (service).....	75,000.00	106,787.00	51,186.25		
Rents:					
1100 Rent of buildings and structures.....	72,000.00	119,649.00	95,673.00		
1110 Other rents.....	380,000.00	710,828.00	541,579.23		
11 Total rents.....	452,000.00	830,477.00	637,252.23		
12 Repairs and alterations.....	3,440,000.00	5,000,000.00	5,259,162.96		
13 Special and miscellaneous current expenses.....	58,000.00	88,381.00	86,476.03		
Equipment (includes live stock):					
3000 Passenger-carrying vehicles.....	10,000.00	11,268.00	15,918.15		
3010 Furniture, furnishings, and fixtures.....	60,000.00	104,348.00	98,455.45		
3020 Educational, scientific, and recreational equipment.....	4,500.00	6,612.00	7,543.14		
3050 Other equipment.....	2,600,000.00	4,000,000.00	4,259,468.86		
3053 Transporting and conveying, and telephonic and telegraphic equipment.....		362,706.00	745,088.66		
30 Total equipment.....	2,674,500.00	4,484,934.00	5,126,474.26		
31 Land and interests in land.....	611,400.00	55,914.00	115,048.71		
Structures and parts and nonstructural improvements to land (includes fixed equipment):					
3210 Other structures.....	23,484,355.00	27,095,422.00	28,178,726.88		
3211 Buildings.....	10,000.00	30,000.00	29,443.75		
3212 Excavations, embankments, etc.....	450,000.00	298,817.00	448,654.55		
3214 Retaining and restraining walls, dams, jetties, etc.....	400,000.00	725,000.00	881,940.51		
3220 Nonstructural improvements.....	100,000.00	134,404.00	142,162.29		
32 Total structures, etc.....	24,444,355.00	28,283,643.00	29,680,837.98		
Total.....	40,000,000.00	50,000,000.00	51,753,305.11		

NOTE.—The expenditures for 1926 and 1925 in excess of the appropriations for those years are from the unexpended balances of prior appropriations.

Examinations, Surveys, and Contingencies of Rivers and Harbors—

For examinations, surveys, and contingencies of rivers and harbors for which there may be no special appropriation **[\$275,000] \$200,000:**
Provided, That no part of this sum shall be expended for any preliminary examination, survey, project, or estimate not authorized by law (acts Mar. 4, 1913, vol. 37, p. 821; Feb. 12, 1925, vol. 43, p. 930)

\$200,000.00

\$275,000.00

	Estimated expenditures, 1927 appropriation	Estimated expenditures, 1926 appropriation	Expended and obligated, 1925
Field service:			
Total salaries and wages (see consolidated schedule).....	\$145,294.00	\$267,700.00	\$178,821.19
Deduct expenditures for personal services included in objects named below.....	12,967.00	21,200.00	10,092.28
Net salaries and wages.....	132,327.00	246,500.00	168,728.91
0121 Pay of commissioned officers.....	136,897.00	4,560.00	4,560.00
01 Total personal services.....	186,897.00	251,060.00	173,288.91
Supplies and materials:			
0200 Stationery and office supplies.....	2,500.00	3,938.00	2,908.19
0201 Stationery.....	3.00	3.00	2.53
0201 Other stationery.....	4.00	4.00	151.95
0202 Sundry office supplies.....			0.70
0203 Drafting and artists' supplies.....		25.00	24.88
0220 Scientific and educational supplies.....	65.00	160.00	138.92
0230 Fuel.....	3,200.00	5,699.00	3,680.93
0260 Provisions.....	1,800.00	4,600.00	3,889.06
0280 Sundry supplies.....	1,465.00	2,863.00	2,023.47
0290 Materials (not specifically allocated at time of purchase).....	110.00	615.00	82.03
02 Total supplies and materials.....	9,147.00	17,807.00	12,902.66

Estimates of appropriations required for the service of the fiscal year ending June 30, 1927—Continued

General object (title of appropriation), date of acts, references to Statutes at Large, or to Revised Statutes, and estimated amount required for each detailed object				Total amount to be appropriated under each head of appropriation	Amount appropriated for the fiscal year ending June 30, 1926
Examinations, Surveys, and Contingencies of Rivers and Harbors—Continued.					
	Estimated expenditures, 1927 appropriation	Estimated expenditures, 1926 appropriation	Expended and obligated, 1925		
03 Subsistence and support of persons (service).....	\$1,500.00	\$2,341.00	\$1,669.32		
04 Subsistence and care of animals and storage and care of vehicles (service).....	25.00	30.00	104.14		
Communication service:					
0500 Telegraph service.....	400.00	475.00	228.08		
0510 Telephone service.....	300.00	485.00	269.14		
0520 Other communication service.....	30.00	30.00	27.00		
05 Total communication service.....	730.00	970.00	524.22		
06 Travel expenses.....	28,000.00	37,358.00	35,648.64		
07 Transportation of things (service).....	420.00	420.00	638.48		
Printing and binding:					
0800 Printing and binding.....	86.00	211.00	21,967.38		
0810 Lithographing, engraving and engrossing.....	100.00	300.00	112.84		
0820 Stenographing work, typewriting, etc.....	1,212.00	1,550.00	1,235.42		
0830 Photographing and making photographs and prints.....	625.00	1,215.00	10,649.30		
08 Total Printing and binding.....	2,023.00	3,276.00	33,964.94		
09 Advertising and publication of notices (service).....	30.00	341.00	121.30		
10 Furnishing of heat, light, power, water and electricity (service).....	250.00	250.00	245.72		
Rents:					
1100 Rent of buildings and structures.....	1,404.00	1,404.00	1,137.34		
1110 Other rents.....	552.00	602.00	347.06		
11 Total rents.....	1,956.00	2,006.00	1,484.40		
12 Repairs and alterations.....	4,000.00	5,495.00	4,523.75		
13 Special and miscellaneous current expenses.....	3,387.00	9,390.00	7,636.46		
Equipment:					
3000 Passenger-carrying vehicles.....			76.91		
3010 Furniture, furnishings and fixtures.....	310.00	1,325.00	1,288.47		
3020 Educational, scientific and recreational equipment.....	435.00	485.00	311.14		
3050 Other equipment.....	3,000.00	4,136.00	3,284.62		
30 Total equipment.....	3,745.00	5,946.00	4,961.14		
Structures and parts and nonstructural improvements, etc.:					
3210 Other structures.....	5,000.00	6,485.00	548.06		
3220 Nonstructural improvements.....	2,890.00	6,825.00	6,343.00		
32 Total structures and parts, etc.....	7,890.00	13,310.00	6,891.06		
Total.....	200,000.00	350,000.00	284,605.14		
<p>¹ The amount expended for printing and binding in 1925 includes \$21,833.46 paid on orders placed in the fiscal year 1923.</p> <p>NOTE.—The expenditures in 1926 in excess of the appropriation for that year will be made from unexpended balances of prior appropriations.</p>					
Flood control, Mississippi River—					
Flood control, Mississippi River: For prosecuting work of flood control in accordance with the provisions of the flood control acts approved March 1, 1917, and March 4, 1923 (<i>acts Mar. 1, 1917, vol. 39, p. 948; Mar. 4, 1923, vol. 42, p. 1505; Feb. 12, 1925, vol. 43, p. 930</i>).....				\$10,000,000.00	\$10,000,000.00
	Estimated expenditures, 1927 appropriation	Estimated expenditures, 1926 appropriation	Expended and obligated, 1925		
Field service:					
Total salaries and wages (see consolidated schedule).....	\$3,767,009.47	\$3,628,455.86	\$3,651,748.17		
Deduct expenditures for personal services included in objects named below.....	1,930,396.52	1,903,751.91	1,856,526.43		
Net salaries and wages, civil employees.....	1,836,703.95	1,724,703.95	1,795,221.74		
0121 Pay of commissioned officers.....	5,800.00	5,800.00	3,300.00		
0140 Allowances for quarters, heat, light, and other emoluments incident to service.....	1,800.00	1,800.00	1,200.00		
0150 Special and miscellaneous payments for personal services.....	1,000.00	1,000.00	1,296.93		
01 Total personal services.....	1,845,303.95	1,733,303.95	1,901,018.67		

Estimates of appropriations required for the service of the fiscal year ending June 30, 1927—Continued

General object (title of appropriation), date of acts, references to Statutes at Large, or to Revised Statutes, and estimated amount required for each detailed object				Total amount to be appropriated under each head of appropriation	Amount appropriated for the fiscal year ending June 30, 1926
<i>Flood Control, Mississippi River—Continued.</i>					
	Estimated expenditures, 1927 appropriation	Estimated expenditures, 1926 appropriation	Expended and obligated, 1925		
Supplies and materials:					
0200 Stationery and office supplies.....	\$26,600.00	\$26,600.00	\$30,261.23		
0201 Stationery.....	1,000.00	1,000.00	876.67		
0201 Printed forms and letterheads.....	5,000.00	5,000.00	4,849.11		
0210 Medical and hospital supplies.....	4,340.00	4,340.00	4,001.61		
0220 Scientific and educational supplies.....	220.00	220.00	122.41		
0230 Fuel.....	450,000.00	400,000.00	471,878.97		
0240 Wearing apparel and sewing supplies.....	5,710.00	5,210.00	6,542.25		
0250 Forage and other supplies for animals.....	40,100.00	35,100.00	38,329.82		
0260 Provisions.....	600,000.00	550,000.00	654,896.27		
0270 Powder, projectiles, explosives, etc.....	10.00	10.00	5.94		
0280 Sundry supplies.....	125,000.00	110,000.00	138,088.78		
0290 Materials (not specifically allocated at time of purchase).....	110,000.00	100,000.00	122,862.58		
02 Total supplies and materials.....	1,367,980.00	1,237,480.00	1,472,715.64		
03 Subsistence and support of persons (service).....	9,850.00	9,850.00	8,927.60		
04 Subsistence and care of animals and storage and care of vehicles (service).....	1,150.00	1,000.00	1,112.78		
Communication service:					
0500 Telegraph service.....	760.00	735.00	663.90		
0510 Telephone service.....	11,700.00	11,200.00	11,277.54		
0520 Other communication service.....	360.00	335.00	262.24		
05 Total communication service.....	12,820.00	12,270.00	12,203.68		
06 Travel expenses.....	68,500.00	68,500.00	75,464.85		
07 Transportation of things (service).....	300,000.00	250,000.00	305,569.44		
Printing and binding, etc.:					
0800 Printing and binding.....	200.00	200.00	36.11		
0830 Photographing and making photographs and prints.....	175.00	165.00	108.90		
08 Total printing and binding, etc.....	375.00	365.00	145.01		
09 Advertising and publication of notices (service).....	1,205.00	1,155.00	2,889.97		
10 Furnishing of heat, light, power, water, and electricity (service).....	5,050.00	5,050.00	4,784.15		
Rents:					
1100 Rent of buildings and structures.....	15,225.00	15,119.00	14,456.95		
1110 Other rents.....	4,800.00	4,676.00	12,838.99		
11 Total rents.....	20,025.00	19,795.00	27,295.94		
12 Repairs and alterations.....	600,000.00	500,000.00	830,347.65		
13 Special and miscellaneous current expenses.....	13,100.00	12,600.00	11,629.68		
Equipment (includes livestock):					
3000 Passenger-carrying vehicles.....	14,400.00	11,900.00	26,679.39		
3010 Furniture, furnishings, and fixtures.....	28,100.00	27,100.00	53,918.45		
3020 Educational, scientific, and recreational equipment.....	2,400.00	2,400.00	10,072.93		
3040 Live stock.....	3,500.00	3,500.00	3,547.10		
3050 Other equipment.....	1,000,000.00	925,000.00	1,654,737.81		
30 Total equipment.....	1,048,400.00	969,900.00	1,748,955.68		
31 Land and interests in land.....		4,221.80			
32 Structures and parts and nonstructural improvements, etc. (other structures).....	4,706,241.05	3,674,509.25	5,589,014.07		
Total.....	10,000,000.00	8,500,000.00	11,892,074.81		

NOTE.—The expenditures in 1925 in excess of the appropriation were made from unexpended balances of prior appropriations.

Estimates of appropriations required for the service of the fiscal year ending June 30, 1927—Continued

General object (title of appropriation), date of acts, references to Statutes at Large, or to Revised Statutes, and estimated amount required for each detailed object				Total amount to be appropriated under each head of appropriation	Amount appropriated for the fiscal year ending June 30, 1926
Flood Control, Sacramento River, Calif.— Flood control, Sacramento River, California: For prosecuting work of flood control in accordance with the provisions of the flood control act approved March 1, 1917 (<i>acts Mar. 1, 1917, vol. 39, p. 949; Feb. 12, 1925, vol. 43, p. 930</i>)				\$400,000.00	\$500,000.00
	Estimated expenditures, 1927 appropriation	Estimated expenditures, 1926 appropriation	Expended and obligated, 1926		
Field service:					
Total salaries and wages (see consolidated schedule).....	\$240,000.00	\$240,000.00	\$229,258.61		
Deduct expenditures for personal services included in objects named below.....	203,400.00	203,400.00	201,556.21		
Net salaries and wages.....	36,600.00	36,600.00	27,702.40		
0121 Pay of commissioned officers.....	4,000.00	4,000.00	2,603.75		
0140 Allowances for quarters, etc.....	1,000.00	1,000.00	830.00		
01 Total personal services.....	41,600.00	41,600.00	31,136.15		
Supplies and materials:					
0201 Other stationery.....	50.00	50.00	11.12		
0202 Sundry office supplies.....	100.00	100.00	24.10		
0203 Drafting and artists' supplies.....	150.00	150.00	61.42		
0204 Photographic supplies.....	125.00	125.00		
0220 Scientific and educational supplies.....	50.00	50.00	1.47		
02 Total supplies and materials.....	475.00	475.00	98.11		
03 Subsistence and support of persons (service).....	1,000.00	1,000.00	970.38		
04 Subsistence and care of animals, and storage and care of vehicles (service).....	200.00	200.00		
Communication service:					
0500 Telegraph service.....	5.00	5.00	1.05		
0510 Telephone service.....	50.00	50.00	7.32		
0520 Other communication service.....	25.00	25.00		
05 Total communication service.....	80.00	80.00	8.37		
06 Travel expenses.....	1,000.00	1,000.00	979.10		
07 Transportation of things (service).....	150.00	150.00	182.85		
Printing and binding, engraving, lithographing, photographing, and type-writing (services):					
0800 Printing and binding.....	50.00	50.00		
0830 Photographing and making photographs and prints.....	50.00	50.00		
08 Total printing and binding, etc.....	100.00	100.00		
10 Furnishing of heat, light, power, water and electricity (service).....	1,500.00	1,500.00	1,290.25		
Rents:					
1100 Rent of buildings and structures.....	2,000.00	2,000.00		
1110 Other rents.....	500.00	500.00	340.00		
11 Total rents.....	2,500.00	2,500.00	340.00		
12 Repairs and alterations.....	40,000.00	50,000.00	18,903.08		
13 Special and miscellaneous current expenses.....	500.00	500.00		
Equipment:					
3010 Furniture, furnishings and fixtures.....	1,800.00	1,800.00	1,683.78		
3020 Educational, scientific, and recreational equipment.....	1,000.00	1,000.00	993.66		
3050 Other equipment.....	40,000.00	60,000.00	41,915.69		
30 Total equipment.....	42,800.00	62,800.00	44,593.13		
32 Structures and parts and nonstructural improvements to land (includes fixed equipment) (other structures).....	268,095.00	538,095.00	218,613.73		
Total.....	400,000.00	700,000.00	317,214.15		

NOTE.—The total expenditures for 1926 in excess of the amount appropriated, will be made from the unexpended balances of prior acts.

Estimates of appropriations required for the service of the fiscal year ending June 30, 1927—Continued

General object (title of appropriation), date of acts, references to Statutes at Large, or to Revised Statutes, and estimated amount required for each detailed object	Total amount to be appropriated under each head of appropriation		Amount appropriated for the fiscal year ending June 30, 1926
Consolidated schedule of field employees paid from river and harbor appropriations			
	Estimated expenditures, 1927 appropriation	Estimated expenditures, 1926 appropriation	Expended and obligated, 1925
Field service:			
Salaries and wages—			
Salary range, \$7,500 and over—	Average—	Average—	Average—
Accountant	No. 1 Salary \$7,500	No. 1 Salary \$7,500	No. 1 Salary \$7,500
Salary range, \$5,200 to \$6,000; average \$5,600—			
Associate engineers	7 5,300	7 5,200	7 6,000
Electrical engineer	1 5,200	1 5,200	1 5,000
Salary range, \$3,500 to \$5,000; average \$4,400—			
Civil members of Mississippi River Commission	3 5,000	3 5,000	3 5,065
Electrical engineer	1 5,000	1 5,000	1 5,000
Assistant engineer	45 4,206	46 4,019	30 3,936
Cost engineer	1 4,000	1 4,000	1 4,000
Statistician	1 4,000	1 4,000	1 4,000
Chief lithographer	1 3,800	1 3,800	1 3,800
Salary range, \$3,300 to \$3,900; average \$3,600—			
Assistant engineers	59 3,515	59 3,430	49 3,484
Superintendents	2 3,700	2 3,600	2 3,600
Chief clerks	3 3,500	2 3,300	2 3,300
Mechanical inspector	1 3,300	1 3,300	1 3,499
Inspector, overseer, and foreman		1 3,435	1 3,438
Salary range, \$3,000 to \$3,800; average \$3,300—			
Assistant engineers	41 3,274	41 3,154	45 3,106
Structural engineer	1 3,000	1 3,000	1 3,075
Superintendents	2 3,050	2 3,050	1 3,000
Junior engineers	9 3,058	9 3,000	1 3,000
Chief clerks	21 3,106	21 3,028	3 3,000
Clerks	2 3,000	2 3,000	2 3,000
Marine draftsman			1 3,000
Draftsmen	8 3,000	8 3,000	4 3,062
Hull inspectors			1 3,000
Mechanical and electrical inspectors			1 3,115
Inspectors, overseers, and foremen		1 3,130	1 3,038
Dredge engineers, masters, mates, and runners	2 3,000	2 3,000	1 3,000
Masters, mates, pilots, steam and gasoline engineers	14 3,064	12 3,062	5 3,049
Mechanics	4 3,000	4 3,000	3 3,084
Salary range, \$2,700 to \$3,300; average \$3,000—			
Assistant engineers	13 2,915	16 2,956	28 2,892
Superintendents	6 2,900	6 2,815	2 3,150
Chief engineer			1 2,820
Junior engineers	42 2,764	42 2,726	18 2,716
Chief clerks	15 2,893	15 2,847	28 2,772
Clerks	1 3,000	1 3,000	1 2,743
Draftsmen	3 2,800	3 2,700	2 2,900
Mechanical and electrical inspector			1 2,900
Inspectors, overseers, and foremen	9 2,835	10 2,823	6 2,823
Dredge engineers, masters, mates, and runners			1 2,700
Chief electrician			1 2,760
Masters, mates, pilots, steam and gasoline engineers	31 2,828	34 2,776	39 2,825
Enginemen, firemen, and pumpmen	1 3,130	1 3,130	1 2,114
Mechanics	5 2,918	5 2,852	6 2,793
Salary range, \$2,400 to \$3,000; average \$2,700—			
Assistant engineers	3 2,800	3 2,800	4 2,550
Superintendents	13 2,631	13 2,515	11 2,424
Junior engineers	55 2,433	55 2,449	50 2,446
Chief clerks	8 2,604	8 2,588	14 2,602
Clerks	20 2,519	20 2,422	6 2,432
Draftsmen	11 2,436	11 2,427	3 2,495
Lockmaster	1 2,500	1 2,500	1 2,400
Statisticians	2 2,400	2 2,400	1 2,400
Statistical assistant			1 2,400
Engravers, lithographers, and transferers	1 2,400	1 2,400	1 2,400
Inspectors, overseers, and foremen	19 2,546	21 2,536	19 2,548
Dredge engineers, masters, mates, and runners	18 2,554	18 2,536	20 2,486
Receivers of materials	1 2,400	1 2,400	1 2,400
Masters, mates, pilots, steam and gasoline engineers	60 2,462	62 2,462	60 2,425
Enginemen, firemen, pumpmen		1 2,629	1 2,630
Boatmen and seamen		1 2,400	1 2,400
Mechanics	3 2,576	3 2,576	5 2,503
Miscellaneous			1 2,400
Salary range, \$2,100 to \$2,700; average \$2,400—			
Assistant engineers	3 2,260	3 2,233	2 2,340
Superintendents	58 2,289	58 2,244	11 2,214
Junior engineers	1 2,400	1 2,400	68 2,268
Chief clerks	40 2,258	42 2,212	1 2,261
Clerks	22 2,149	23 2,104	42 2,212
Draftsmen	1 2,300	1 2,300	9 2,173
Lockmasters	5 2,150	5 2,200	2 2,220
Surveyors	1 2,300	1 2,300	3 2,215
Statistician	1 2,100	1 2,100	1 2,220
Radio operator	4 2,125	4 2,125	1 2,100
Engravers, lithographers, and transferers	1 2,294	1 2,288	2 2,200
Inspectors, overseers, and foremen	85 2,279	95 2,288	88 2,295
Dredge engineers, masters, mates, and runners	15 2,279	17 2,250	13 2,222
Masters, mates, pilots, steam and gasoline engineers	115 2,229	124 2,233	119 2,208
Surveyman and levelman	1 2,100	1 2,100	1 2,100
Enginemen, firemen, and pumpmen	7 2,134	9 2,133	9 2,146
Mechanics	26 2,306	49 2,220	36 2,182
Temporary employees	2 2,514	4 2,626	3 2,818

Estimates of appropriations required for the service of the fiscal year ending June 30, 1927—Continued

General object (title of appropriation), date of acts, references to Statutes at Large, or to Revised Statutes, and estimated amount required for each detailed object				Total amount to be appropriated under each head of appropriation	Amount appropriated for the fiscal year ending June 30, 1926
	Estimated expenditures, 1927 appropriation	Estimated expenditures, 1926 appropriation	Expended and obligated, 1925		
Field service—Continued.					
Salaries and wages—Continued.					
Salary range, \$1,880 to \$2,400; average, \$2,130—	<i>Average—</i>	<i>Average—</i>	<i>Average—</i>		
	No. Salary	No. Salary	No. Salary		
Superintendents.....	2 \$2,070	3 \$2,160	2 1/2 \$2,124		
Junior engineers.....	23 2,047	24 2,040	24 1/2 2,050		
Clerks.....	73 2,077	73 1/2 2,056	78 1/2 2,087		
Draftsmen.....	22 1,987	22 1,978	26 1/2 1,970		
Lockmasters.....	20 2,034	20 1,881	19 1,860		
Surveyors.....	11 1,960	14 1/2 1,961	14 1/2 1,974		
Statistical assistant.....			1 2,220		
Engravers, lithographers, and transferers.....	5 1,972	5 1,956	6 1/2 1,962		
Inspectors, overseers, and foremen.....	130 2,306	140 1/2 2,036	134 1/2 2,027		
Dredge engineers, masters, mates, and runners.....	29 1,935	30 1/2 1,930	30 1/2 1,935		
Masters, mates, pilots, steam and gasoline engineers.....	210 2,010	222 1/2 1,993	209 1/2 1,970		
Surveyors and levelmen.....	2 1,890	2 1,860	1 1,860		
Enginemen, firemen, and pumpmen.....	45 2,071	54 2,064	48 1/2 2,000		
Boatman and seaman.....			1 2,008		
Mechanics.....	175 1,994	215 1/2 2,000	194 1/2 1,931		
Lockman.....	1 1,860	1 1,860			
Handyman.....			1 1,860		
Cook.....			1 1,893		
Miscellaneous.....	1 2,028	1 1/2 2,028	4 1/2 1,962		
Temporary employees.....		22 2,059	17 2,026		
Salary range, \$1,680 to \$2,040; average, \$1,860—					
Assistant engineer.....	1 1,980	1 1,920	1 1,920		
Superintendents.....	1 1,840	2 1,820	1 1,800		
Junior engineers.....	4 1,704	5 1,704	3 1/2 1,782		
Clerks.....	100 1,843	100 1/2 1,810	94 1/2 1,774		
Draftsmen.....	14 1,816	14 1/2 1,763	13 1/2 1,835		
Lockmaster.....	61 1,764	56 1,773	51 1/2 1,770		
Surveyors.....	15 1,849	27 1/2 1,900	10 1/2 1,774		
Statistical assistants.....			2 1,756		
Radio operator.....	1 1,800	1 1,800	1 1,800		
Engravers, lithographers, and transferers.....	2 1,740	2 1,740	2 1/2 1,756		
Inspectors, overseers, and foremen.....	200 1,821	218 1/2 1,805	198 1/2 1,767		
Dredge engineers, masters, mates, and runners.....	30 1,762	32 1/2 1,775	29 1/2 1,786		
Masters, mates, pilots, steam and gasoline engineers.....	190 1,805	212 1/2 1,785	192 1/2 1,785		
Receivers of materials.....	2 1,728	2 1,752	1 1,732		
Surveyors and levelmen.....	15 1,805	27 1,747	16 1/2 1,700		
Enginemen, firemen, and pumpmen.....	190 1,807	202 1/2 1,780	194 1/2 1,704		
Lockmen.....	5 1,800	8 1,780	4 1/2 1,766		
Mechanics.....	190 1,830	222 1/2 1,845	204 1/2 1,728		
Photographer.....	1 1,800	1 1,800	1 1,800		
Laborer.....	1 1,685	1 1,685	1 1,685		
Handymen.....	3 1,770	3 1,720	2 1/2 1,716		
Cooks.....	3 1,740	3 1,740	3 1/2 1,740		
Miscellaneous.....	10 1,826	14 1,790	12 1,800		
Temporary employees.....		74 1,800	5 1,800		
Salary range, \$1,500 to \$1,860; average, \$1,680—					
Junior engineer.....			1 1,580		
Clerks.....	131 1,614	136 1/2 1,591	123 1/2 1,588		
Draftsmen.....	2 1,830	2 1,830	7 1/2 1,577		
Lockmasters.....	17 1,579	14 1/2 1,533	14 1/2 1,527		
Surveyors.....	3 1,560	6 1,680	5 1/2 1,631		
Statistical assistants.....	3 1,660	3 1,660			
Radio operators.....	2 1,620	1 1/2 1,620	1 1/2 1,614		
Engravers, lithographers, and transferers.....	2 1,630	2 1,630	1 1/2 1,601		
Dredge engineers, masters, mates, and runners.....	25 1,612	33 1/2 1,604	28 1/2 1,590		
Receivers of materials.....	4 1,560	4 1,560	4 1/2 1,534		
Masters, mates, pilots, steam and gasoline engineers.....	145 1,593	148 1/2 1,598	149 1/2 1,590		
Surveyors and levelmen.....	25 1,568	39 1/2 1,554	37 1/2 1,524		
Enginemen, firemen, and pumpmen.....	190 1,628	221 1/2 1,617	191 1/2 1,607		
Lockmen.....	89 1,575	85 1,559	73 1/2 1,551		
Mechanics.....	140 1,606	172 1/2 1,610	149 1/2 1,640		
Handymen.....	8 1,716	9 1,664	7 1/2 1,500		
Boatmen and seamen.....	4 1,560	4 1,560			
Cooks.....	10 1,535	12 1,525	14 1,524		
Watchmen.....	4 1,575	4 1,575	1 1,560		
Laborers.....	2 1,550	4 1,550	2 1/2 1,519		
Apprentices to trades.....	14 1,544	14 1/2 1,540	15 1/2 1,540		
Miscellaneous.....	25 1,641	28 1,670	26 1,631		
Inspectors, overseers, and foremen.....	124 1,648	127 1,636	187 1,612		
Salary range, \$1,320 to \$1,680; average, \$1,500—					
Clerks.....	158 1,427	158 1,409	142 1/2 1,387		
Draftsmen.....	8 1,475	8 1/2 1,465	8 1/2 1,435		
Lockmasters.....	17 1,458	15 1,424	13 1/2 1,417		
Surveyors.....	3 1,600	3 1,500	2 1/2 1,604		
Radio operators.....	4 1,320	4 1,320	1 1,320		
Dredge engineers, masters, mates, and runners.....	20 1,407	22 1/2 1,408	17 1/2 1,378		
Receivers of materials.....	5 1,476	5 1,464	6 1/2 1,427		
Masters, mates, pilots, steam and gasoline engineers.....	100 1,434	111 1/2 1,428	96 1/2 1,405		
Surveyors and levelmen.....	51 1/2 1,456	59 1/2 1,430	39 1/2 1,390		
Enginemen, firemen, and pumpmen.....	220 1,467	259 1/2 1,468	210 1/2 1,460		
Lockmen.....	311 1,526	299 1,503	292 1/2 1,512		
Mechanics.....	100 1,401	120 1/2 1,404	103 1/2 1,385		
Handymen.....	30 1,452	38 1,459	30 1/2 1,445		
Messengers.....	2 1,410	2 1,410	2 1,380		
Boatmen and seamen.....	10 1,347	11 1,347	10 1/2 1,391		
Cooks.....	45 1,420	52 1/2 1,424	44 1/2 1,413		
Watchmen.....	4 1,371	4 1,350	2 1,410		
Laborers.....	50 1,447	61 1,448	57 1/2 1,456		

Estimates of appropriations required for the service of the fiscal year ending June 30, 1927—Continued

General object (title of appropriation), date of acts, references to Statutes at Large, or to Revised Statutes, and estimated amount required for each detailed object

Total amount to be appropriated under each head of appropriation

Amount appropriated for the fiscal year ending June 30, 1926

	Estimated expenditures, 1927 appropriation	Estimated expenditures, 1926 appropriation	Expended and obligated, 1925
Field service—Continued.			
Salaries and wages—Continued.			
Salary range, \$1,320 to \$1,680; average, \$1,500—Con.			
Apprentices to trades	18 \$1,388	28 \$1,449	26½ \$1,330
Miscellaneous	40 1,380	55 1,377	44½ 1,393
Temporary employees	80 1,433	90½ 1,436	125½ 1,383
Inspectors, overseers, and foremen	103 1,475	92 1,462	138 1,446
Salary range, \$1,140 to \$1,500; average \$1,320—			
Clerks	46 1,257	46½ 1,242	39½ 1,222
Draftsmen	2 1,440	3 1,276	2½ 1,307
Lockmasters	32 1,238	34 1,228	34 1,228
Dredge engineers, masters, mates, and runners	9 1,227	9 1,220	8½ 1,204
Receivers of materials	2 1,350	2 1,350	2½ 1,325
Masters, mates, pilots, steam and gasoline engineers	40 1,304	55 1,306	42½ 1,310
Surveyors and levelmen	50 1,274	51½ 1,273	49½ 1,232
Enginemen, firemen, and pumpmen	150 1,291	175½ 1,282	145 1,257
Lockmen	88 1,302	86 1,246	79½ 1,265
Mechanics	60 1,364	68½ 1,346	83½ 1,391
Handymen	30 1,302	37 1,294	29½ 1,302
Inspectors, overseers, and foremen	123 1,285	98 1,278	141 1,211
Messengers	8 1,223	8 1,200	9½ 1,162
Boatmen and seamen	106 1,154	108 1,186	81½ 1,169
Cooks	100 1,248	111½ 1,218	104½ 1,196
Watchmen	50 1,205	44 1,220	39½ 1,203
Laborers	70 1,287	75 1,283	85½ 1,227
Apprentices to trades	18 1,218	22½ 1,199	17½ 1,254
Miscellaneous	177 1,250	197 1,254	168 1,215
Temporary employees	50 1,326	60½ 1,330	55½ 1,402
Salary range, \$1,020 to \$1,260; average, \$1,140—			
Clerks	16 1,078	16 1,064	12½ 1,118
Dredge engineers, masters, mates, and runners	3 1,086	3½ 1,086	9½ 1,117
Lockmasters	20 1,112	20 1,082	20½ 1,133
Receiver of materials	1 1,260	1 1,260	1 1,260
Masters, mates, pilots, steam and gasoline engineers	21 1,088	21½ 1,142	20½ 1,104
Surveyors and levelmen	15 1,167	15½ 1,165	10 1,107
Enginemen, firemen, and pumpmen	150 1,121	150½ 1,118	136½ 1,083
Lockmen	40 1,084	37½ 1,077	40½ 1,067
Mechanics	10 1,046	20 1,046	7½ 1,069
Handymen	10 1,088	15 1,080	10½ 1,091
Messengers	8 1,163	8 1,148	7½ 1,110
Boatmen and seamen	110 1,115	128½ 1,110	117½ 1,101
Cooks	70 1,115	95½ 1,113	75½ 1,080
Watchmen	25 1,126	30 1,106	55½ 1,096
Laborers	120 1,146	254 1,186	289 1,107
Apprentices to trades	1 1,095	1 1,095	3 1,150
Miscellaneous	350 1,091	456 1,101	367½ 1,059
Temporary employees	230 1,169	371½ 1,162	395 1,157
Inspectors, overseers, and foremen	34 1,171	28 1,207	39 1,173
Salary range, \$900 to \$1,140; average, \$1,020—			
Clerks	7 1,100	7 1,000	8 905
Dredge engineers, masters, mates, and runners	1 900	1 900	1½ 900
Masters, mates, pilots, steam and gasoline engineers	3 981	3 971	4½ 955
Lockmasters	40 1,020	45 1,020	45 996
Surveyors and levelmen	2 1,020	3 1,000	1½ 957
Enginemen, firemen, and pumpmen	165 962	196½ 956	165½ 943
Draftsmen	66 1,005	60 951	49½ 950
Lockmen	3 940	4 930	20½ 961
Mechanics	10 983	11 985	12½ 979
Handymen	2 960	2 930	2 900
Messengers	190 940	213½ 932	195½ 930
Boatmen and seamen	68 952	68½ 951	77½ 949
Cooks	41 947	41 945	45½ 949
Watchmen	150 952	249½ 952	274½ 955
Laborers	279 989	344 988	328 991
Miscellaneous	800 973	1,291½ 979	1,052½ 1,001
Temporary employees	19 1,055	12 1,060	16 1,044
Inspectors, overseers, and foremen			
Salary range, \$780 to \$1,020; average, \$900—			
Clerks	1 840	1 840	½ 960
Dredge engineers, masters, mates, and runners			1½ 840
Masters, mates, pilots, steam and gasoline engineers	3 780	3 780	2½ 780
Surveyors and levelmen	10 850	10 850	15 850
Enginemen, firemen, and pumpmen	150 840	160½ 840	157½ 838
Lockmen	70 830	67 831	62 827
Mechanics	150 900	165½ 900	163 880
Handymen	5 840	6 830	4½ 840
Boatmen and seamen	500 824	521½ 825	666 819
Cooks	130 860	135½ 850	118½ 879
Watchmen	42 834	45½ 834	42½ 836
Laborers	100 862	217½ 859	295½ 869
Miscellaneous	10 844	27 835	16 844
Temporary employees	200 866	423 878	661½ 879
Salary range, \$600 to \$780; average, \$690—			
Clerk	1 750	1 600	½ 600
Masters, mates, pilots, steam and gasoline engineers	1 720	1 720	1 720
Surveyors and levelmen		½ 660	½ 660
Enginemen, firemen, and pumpmen	6 690	7 694	5½ 708
Lockmen	3 720	6 720	11 720
Handymen	1 720	1 720	1 720

Estimates of appropriations required for the service of the fiscal year ending June 30, 1927—Continued

General object (title of appropriation), date of acts, references to Statutes at Large, or to Revised Statutes, and estimated amount required for each detailed object				Total amount to be appropriated under each head of appropriation	Amount appropriated for the fiscal year ending June 30, 1926
	Estimated expenditures, 1927 appropriation	Estimated expenditures, 1926 appropriation	Expended and obligated, 1925		
Field service—Continued.					
Salaries and wages—Continued.					
Salary range, \$600 to \$780; average \$690—Continued	<i>Average—</i>	<i>Average—</i>	<i>Average—</i>		
	<i>No. Salary</i>	<i>No. Salary</i>	<i>No. Salary</i>		
Messengers.....	1 \$720	1 \$720	1 \$720		
Boatmen and seamen.....	400 711	452½ 710	441½ 712		
Cooks.....	60 680	72 697	67½ 674		
Watchmen.....	11 720	11 720	11 720		
Laborers.....	550 709	604 706	674½ 700		
Apprentices to trades.....	3 660	3 660	3 626		
Miscellaneous.....	3 640	3 640	2½ 642		
Temporary employees.....	1,900 667	2,462 667	2,585½ 669		
Salary range, \$420 to \$600; average, \$510—					
Messengers.....	1 600	1 600	2 567		
Boatmen and seamen.....	90 506	96 506	75½ 507		
Cooks.....	55 497	57½ 506	74½ 501		
Laborers.....	18 487	18 487	32½ 494		
Miscellaneous.....	2 420	2½ 446	1½ 429		
Temporary employees.....	2,240 508	2,359 505	2,870½ 498		
Salary range, \$240 to \$420; average, \$330—					
Boatmen and seamen.....			1 300		
Cooks.....	3 320	3 320	3 320		
Gauge readers.....	10 282	10 282	9 280		
Laborers.....	50 313	65 315	15 375		
Miscellaneous.....		½ 240	½ 330		
Temporary employees.....			22½ 389		
Salary range, \$120 to \$240; average, \$180—					
Boatman and seaman.....	1 120	1 120	1 120		
Laborers.....			175 124		
Gauge readers.....	30 170	30 178	30 178		
Temporary employees.....			8 222		
Total average number of employees.....	15,186½	19,265½	20,215½		
Total salaries and wages, field service.....	18,693,510.50	21,863,627.54	21,829,143.79		
The difference between 1927 and 1926 is due to—					
Decrease in force.....	\$3,293,006.00				
Increase in salaries.....	122,889.00				
Net decrease.....	3,170,117.00				
The salaries and wages in the foregoing schedule are distributed to appropriations as follows:					
Maintenance and improvement of existing river and harbor works.....	10,500,000.00	13,645,000.00	13,453,558.40		
Examinations, surveys, and contingencies of rivers and harbors.....	145,294.00	267,700.00	178,821.19		
Flood control, Mississippi River.....	3,767,099.47	3,628,455.86	3,651,748.17		
Flood control, Sacramento River, Calif.....	240,000.00	240,000.00	229,258.61		
Removing obstructions in Mississippi, Atchafalaya, and Old Rivers.....	72,317.50	72,317.50	63,007.50		
Operating snag and dredge boats on upper Mississippi, Illinois, and Minnesota Rivers.....	14,000.00	14,000.00	13,511.35		
Maintenance of channel, South Pass, Mississippi River.....	43,053.00	45,082.00	49,372.70		
Examinations and surveys of South Pass, Mississippi River.....	7,788.00	8,155.00	8,931.41		
Gauging waters of the Mississippi River and its tributaries.....	7,750.00	7,750.00	7,691.13		
Operating snag boats on the Ohio River.....	28,000.00	28,000.00	28,082.74		
Permanent International Commission of Congresses of Navigation.....					
Operating and care of canals and other works of navigation.....	3,500,000.00	3,500,000.00	3,563,055.59		
Removing sunken vessels or craft obstructing or endangering navigation.....	18,555.00	14,185.00	32,621.71		
Funds contributed for river and harbor improvements (miscellaneous).....	40,687.22	54,177.22	187,568.89		
Funds contributed for flood control, Mississippi River.....	308,966.35	338,804.96	361,914.40		
Funds contributed for flood control, Sacramento River.....					
Total, as per foregoing schedule.....	18,693,510.50	21,863,627.54	21,829,143.79		
Appropriation for 1926 not asked for 1927 (Dam No. 2, Muscle Shoals, Ala.).....					\$3,040,390.00
Total, rivers and harbors, annual appropriations.....				\$50,600,000.00	53,815,390.00

General object (title of appropriation), date of acts, references to Statutes at Large, or to Revised Statutes, and estimated amount required for each detailed object

Amount appropriated for
the fiscal year ending
June 30, 1926

Removing Obstructions in Mississippi, Alchafalaya and Old Rivers.....
Operating Snag and Dredge Boats on Upper Mississippi, Illinois and Minnesota
Rivers.....

\$100,000.00

25,000,00

That the annual appropriation for operating such boats on the upper Mississippi River, made by section 7 of the river and harbor act of Aug. 11, 1888, is hereby made available for similar purposes on the Minnesota River, and other tributaries of the upper Mississippi River now or heretofore improved by the United States (*acts Aug. 11, 1888, vol. 25, p. 424; Mar. 2, 1907, vol. 84, p. 1102; Mar. 3, 1909, vol. 35, p. 817*).

	Estimated expenditures, 1927 appro- priation	Estimated expenditures, 1928 appro- priation	Expended and obligated 1925
REMOVING OBSTRUCTIONS IN MISSISSIPPI, ATCHAFALAYA AND OLD RIVERS			
Field service:			
01 Total salaries and wages (see consolidated schedule)	\$72,317.50	\$72,317.50	\$63,007.50
Supplies and materials:			
0230 Fuel	13,365.90	13,365.90	17,856.80
0240 Wearing apparel and sewing supplies	22.45	22.45	25.40
0260 Provisions	8,015.05	8,015.05	10,712.19
0270 Powder, projectiles, explosives, etc	59.90	59.90	75.60
0280 Sundry supplies	449.05	449.05	603.68
0290 Materials	808.25	808.25	1,064.78
02 Total supplies and materials	22,720.60	22,720.60	30,361.45
Communication service:			
0500 Telegraph service	12.40	12.40	12.29
0510 Telephone service	20.00	20.00	25.20
0520 Other communication service, (postage and post office box rent)	20.00	20.00	31.00
05 Total communication service	52.40	52.40	68.49
06 Travel expenses	160.70	160.70	210.74
07 Transportation of things (service)	4.00	4.00	3.70
10 Furnishing of heat, light, power, water and elec- tricity (service)	82.40	82.40	112.44
12 Repairs and alterations	3,517.35	3,517.35	4,704.37
13 Special and miscellaneous current expenses	157.15	157.15	210.56
Equipment:			
3010 Furniture, furnishings and fixtures	404.15	404.15	537.92
3050 Other equipment	583.75	583.75	782.77
30 Total equipment	987.90	987.90	1,320.69
Total	100,000.00	100,000.00	100,000.00
OPERATING SNAG AND DREDGE BOATS ON UPPER MISSIS- SIPPI, ILLINOIS AND MINNESOTA RIVERS			
Field service:			
Total salaries and wages, (see consolidated schedule)	14,000.00	14,000.00	13,511.35
Deduct expenditures for personal services included in objects named below	500.00	500.00	477.60
01 Total personal services	13,500.00	13,500.00	13,033.75
Supplies and materials:			
0230 Fuel	2,500.00	2,500.00	1,616.25
0280 Sundry supplies	500.00	500.00	352.62
02 Total supplies and materials	3,000.00	3,000.00	1,968.87
03 Subsistence and support of persons (service)	2,500.00	2,500.00	2,171.88
11 Other rents. (Floating plant of other works)	5,000.00	5,000.00	4,538.38
12 Repairs and alterations	1,000.00	1,000.00	943.59
Total	25,000.00	25,000.00	22,556.45

Estimates of appropriations required for the service of the fiscal year ending June 30, 1927—Continued

General object (title of appropriation), date of acts, references to Statutes at Large, or to Revised Statutes, and estimated amount required for each detailed object				Total amount to be appropriated under each head of appropriation	Amount appropriated for the fiscal year ending June 30, 1926
Maintenance of Channel, South Pass, Mississippi River— The act of Congress approved June 6, 1900 (31 Stat. p. 585, sec. 3), provides that the Secretary of War is hereby authorized, in his discretion, to terminate the contract heretofore entered into with the late James B. Eads for the maintenance of the channel through the South Pass of the Mississippi River, in pursuance of an act of Congress approved Mar. 3, 1875, * * * and of an act of Congress approved June 19, 1878, * * * and of an act of Congress approved March 3, 1879, * * *. In case of the termination of said contract by virtue of the provisions hereof or by expiration of said contract, the Secretary of War is hereby directed to take charge of said channel, including the jetties, and all auxiliary works connected therewith, and thereafter to maintain with the utmost efficiency said South Pass Channel; and for that purpose he is hereby authorized to draw his warrants from time to time on the Treasurer of the United States, until otherwise provided for by law, for such sums of money as may be necessary, not to exceed in the aggregate for any one year \$100,000 * * * (acts June 6, 1900, vol. 31, p. 585; June 13, 1902, vol. 32, p. 340)-----				\$100,000. 00	\$100,000. 00
	Estimated expenditures, 1927 appropriation	Estimated expenditures, 1926 appropriation	Expended and obligated, 1925		
Field service:					
01 Total salaries and wages (see consolidated schedule)-----	\$43,053. 00	\$45,082. 00	\$40,372. 70		
Deduct expenditures for personal services included in objects named below -----	43,053. 00	45,082. 00	40,372. 70		
12 Repairs and alterations-----	50,000. 00	50,000. 00	33,893. 57		
32 Other structures-----	50,000. 00	50,000. 00	66,106. 43		
Total-----	100,000. 00	100,000. 00	100,000. 00		
Examinations and Surveys of South Pass, Mississippi River— The provisions of the act of March 3, 1875, and of the act of August 11, 1888, with regard to examinations and surveys of South Pass, mouth of the Mississippi River, shall remain in force as fully as though they were herein reenacted in express terms, notwithstanding the termination of the contract with the late James B. Eads and associates (acts Mar 3, 1875, vol. 18, p. 464; Aug. 11, 1888, vol. 25, p. 424; June 13, 1902, vol. 32, p. 340)-----				10,000. 00	10,000. 00
	Estimated expenditures, 1927 appropriation	Estimated expenditures, 1926 appropriation	Expended and obligated, 1925		
Field service:					
01 Total salaries and wages (see consolidated schedule)-----	\$7,788. 00	\$8,155. 00	\$8,931. 41		
Deduct expenditures for personal services included in objects named below -----	7,788. 00	8,155. 00	8,931. 41		
32 Nonstructural improvements-----	10,000. 00	10,000. 00	10,000. 00		
Total-----	10,000. 00	10,000. 00	10,000. 00		
Gauging Waters of the Mississippi and its Tributaries— For the purpose of securing the uninterrupted gauging of the waters of the Mississippi River and its tributaries, as provided for in joint resolution of the 21st of February, 1871, upon the application of the Chief of Engineers, the Secretary of War is hereby authorized to draw his warrant or requisition from time to time upon the Secretary of the Treasury for such sums as may be necessary to do such work, not to exceed in the aggregate for each year the sum of \$9,600: <i>Provided, however, That an itemized statement of said expenses shall accompany the annual report of the Chief of Engineers</i> (acts Aug. 11, 1888, vol. 25, p. 424; June 13, 1902, vol. 32, p. 374)-----				9,600. 00	9,600. 00

Estimates of appropriations required for the service of the fiscal year ending June 30, 1927—Continued

General object (title of appropriation), date of acts, references to Statutes at Large, or to Revised Statutes, and estimated amount required for each detailed object	Total amount to be appropriated under each head of appropriation	Amount appropriated for the fiscal year ending June 30, 1926
--	--	--

Gauging Waters of the Mississippi and its Tributaries—Continued.

	Estimated expenditures, 1927 appropriation	Estimated expenditures, 1926 appropriation	Expended and obligated, 1925
Field service:			
Total salaries and wages (see consolidated schedule).....	\$7,750.00	\$7,750.00	\$7,691.13
Deduct expenditures for personal services included in objects named below.....	300.00	300.00	318.00
01 Total personal services.....	7,450.00	7,450.00	7,373.13
Supplies and materials:			
0201 Stationery.....	15.00	15.00	12.88
02011 Printed forms and letterheads.....	285.00	285.00	318.00
0230 Fuel.....	250.00	250.00	243.00
0260 Provisions.....	400.00	400.00	430.73
0270 Powder, projectiles, etc.....			.41
0280 Sundry supplies.....	50.00	50.00	44.93
02 Total supplies and materials.....	1,000.00	1,000.00	1,049.95
05 Communication service (telephone).....	10.00	10.00	8.70
06 Travel expenses.....	50.00	50.00	
07 Transportation of things (service).....	10.00	10.00	
11 Rent of buildings and structures.....	700.00	700.00	706.30
12 Repairs and alterations.....	200.00	200.00	310.41
13 Special and miscellaneous current expenses.....	180.00	180.00	1.51
Total.....	9,600.00	9,600.00	9,450.00

Operating Snag Boats on the Ohio River—

For the purpose of securing the uninterrupted work of operating snag boats on the Ohio River and removing snags, wrecks, and other obstructions in said river, the Secretary of War, upon the application of the Chief of Engineers, is hereby authorized to draw his warrant or requisition from time to time upon the Secretary of the Treasury for such sums as may be necessary to do such work, not to exceed in the aggregate for each year the sum of \$25,000; *Provided, however*, That an itemized statement of said expenses shall accompany the annual report of the Chief of Engineers.

Section 13 of "An act making appropriations for the construction, repair, and preservation of certain public works on rivers and harbors, and for other purposes," approved September 19, 1890, is hereby amended by inserting the words "fifty thousand dollars" in lieu of the words "twenty-five thousand dollars" therein contained (*acts Sept. 19, 1890, vol. 26, p. 455; June 3, 1896, vol. 29, p. 234*)

\$50,000.00

\$50,000.00

	Estimated expenditures, 1927 appropriation	Estimated expenditures, 1926 appropriation	Expended and obligated, 1925
Field service:			
Total salaries and wages (see consolidated schedule).....	\$28,000.00	\$28,000.00	\$28,082.74
0121 Pay commissioned officers.....			52.50
0140 Allowance for quarters.....			20.00
01 Total personal services.....	28,000.00	28,000.00	28,155.24
Supplies and materials:			
0200 Stationery and office supplies.....	150.00	150.00	161.99
0210 Medical and hospital supplies.....	150.00	150.00	124.95
0230 Fuel.....	4,000.00	4,000.00	2,981.60
0260 Provisions.....	5,000.00	5,000.00	4,897.97
0270 Explosives.....	1,200.00	1,200.00	1,145.01
0280 Sundry supplies.....	5,100.00	5,100.00	2,556.61
02 Total supplies and materials.....	15,600.00	15,600.00	11,868.13
Communication service:			
0510 Telephone service.....	195.00	195.00	223.00
0520 Other communication service (postal).....	5.00	5.00	5.00
05 Total communication service.....	200.00	200.00	228.00
06 Travel expenses.....	100.00	100.00	108.07
07 Transportation of things (service).....	100.00	100.00	65.97
08 Making photographs and prints.....			10.75
12 Repairs and alterations.....	3,600.00	3,600.00	4,658.45
Special and miscellaneous current expenses:			
1373 Laundry service.....	350.00	350.00	313.52
1380 Special and miscellaneous expenses, not elsewhere classified.....	50.00	50.00	1,236.32
13 Total special and miscellaneous current expenses.....	400.00	400.00	1,549.84
Equipment:			
3010 Furniture, furnishings, and fixtures.....	150.00	150.00	158.65
3050 Other equipment.....	1,850.00	1,850.00	1,836.90
30 Total equipment.....	2,000.00	2,000.00	1,995.55
Total.....	50,000.00	50,000.00	48,640.00

Estimates of appropriations required for the service of the fiscal year ending June 30, 1927—Continued

General object (title of appropriation), date of acts, references to Statutes at Large, or to Revised Statutes, and estimated amount required for each detailed object				Total amount to be appropriated under each head of appropriation	Amount appropriated for the fiscal year ending June 30, 1926
<i>Permanent International Commission of Congresses of Navigation * * * (act June 28, 1902, vol. 32, p. 485)</i>				\$3, 000. 00	\$3, 000. 00
	Estimated expenditures, 1927 appropriation	Estimated expenditures, 1926 appropriation	Expended and obligated, 1925		
02 Stationery and office supplies.....	\$50. 00	\$50. 00	\$44. 50		
Communication service:					
0500 Telegraph service.....	5. 00	5. 00			
0521 Postage.....	5. 00	5. 00			
05 Total communication service.....	10. 00	10. 00			
Travel expenses:					
0601 Railway fares.....	70. 00	70. 00	7. 90		
0602 Fares by water.....	1, 000. 00	1, 000. 00	365. 00		
0620 Mileage.....	100. 00	100. 00	52. 71		
0630 Per diem in lieu of subsistence and support while in travel status.....	450. 00	450. 00	118. 00		
06 Total travel expenses.....	1, 620. 00	1, 620. 00	543. 61		
Transportation of things:					
0700 Freight.....	50. 00	50. 00			
0730 Local drayage.....	20. 00	20. 00	16. 41		
07 Total transportation of things.....	70. 00	70. 00	16. 41		
08 Printing and binding, etc. (typewriting).....	250. 00	250. 00	28. 64		
22 Contributions to Permanent International Commission.....	1, 000. 00	1, 000. 00	1, 000. 00		
Total.....	3, 000. 00	3, 000. 00	1, 633. 16		
PERMANENT INDEFINITE APPROPRIATIONS					
<i>Operating and Care of Canals and Other Works of Navigation—</i>					
That no tolls or operating charges whatever shall be levied upon or collected from any vessel, dredge, or other water craft for passing through any lock, canal, canalized river, or other work for the use and benefit of navigation, now belonging to the United States or that may be hereafter acquired or constructed; and for the purpose of preserving and continuing the use and navigation of said canals and other public works without interruption the Secretary of War, upon the recommendation of the Chief of Engineers, United States Army, is hereby authorized to draw his warrant or requisition from time to time upon the Secretary of the Treasury to pay the actual expenses of operating, maintaining, and keeping said works in repair, which warrants or requisitions shall be paid by the Secretary of the Treasury out of any money in the Treasury not otherwise appropriated (<i>acts July 5, 1884, vol. 23, p. 147; Mar. 3, 1909, vol. 35, p. 818</i>)					
	Estimated expenditures, 1927 appropriation	Estimated expenditures, 1926 appropriation	Expended and obligated, 1925	5, 000, 000. 00	5, 000, 000. 00
Field service:					
Total salaries and wages, (see consolidated schedule).....	\$3, 500, 000. 00	\$3, 500, 000. 00	\$3, 563, 055. 59		
Deduct expenditures for personal services included in objects named below.....	1, 200, 000. 00	1, 200, 000. 00	1, 211, 768. 83		
Net salaries and wages.....	2, 300, 000. 00	2, 300, 000. 00	2, 351, 286. 76		
0121 Pay of commissioned officers.....			157. 50		
0140 Allowances for quarters, etc.....			60. 00		
01 Total personal services.....	2, 300, 000. 00	2, 300, 000. 00	2, 351, 504. 26		
Supplies and materials:					
0200 Stationery and office supplies.....	7, 500. 00	7, 500. 00	7, 519. 23		
0201 Stationery.....	1, 018. 31	1, 018. 31	1, 022. 55		
02011 Printed, forms and letterheads.....	65. 00	65. 00	69. 50		
02012 Other stationery.....	1, 100. 00	1, 100. 00	1, 150. 71		
0210 Medical and hospital supplies.....	750. 00	750. 00	781. 62		
0220 Scientific and educational supplies.....	130. 00	130. 00	134. 63		
0230 Fuel.....	180, 000. 00	180, 000. 00	186, 525. 68		
0240 Wearing apparel and sewing supplies.....	400. 00	400. 00	437. 88		
0250 Forage and other supplies for animals.....	30. 00	30. 00	32. 00		
0260 Provisions.....	85, 000. 00	85, 000. 00	87, 550. 90		
0270 Powder, projectiles, explosives, etc.....	550. 00	550. 00	554. 32		
0280 Sundry supplies.....	85, 000. 00	85, 000. 00	87, 921. 97		
0290 Materials, (not specifically allocated at time of purchase).....	60, 000. 00	60, 000. 00	60, 079. 95		
02 Total supplies and materials.....	421, 543. 31	421, 543. 31	433, 780. 94		

Estimates of appropriations required for the service of the fiscal year ending June 30, 1927—Continued

General object (title of appropriation), date of acts, references to Statutes at Large, or to Revised Statutes, and estimated amount required for each detailed object				Total amount to be appropriated under each head of appropriation	Amount appropriated for the fiscal year ending June 30, 1926
<i>Operating and Care of Canals and Other Works of Navigation—Continued.</i>					
	Estimated expenditures, 1927 appropriation	Estimated expenditures, 1926 appropriation	Expended and obligated, 1925		
03 Subsistence and support of persons (service).....	\$1,600.00	\$1,600.00	\$1,635.25		
04 Subsistence and care of animals and storage and care of vehicles (service).....	60.00	60.00	59.00		
Communication service:					
0500 Telegraph service.....	540.00	540.00	543.32		
0510 Telephone service.....	24,000.00	24,000.00	24,519.21		
0520 Other communication service.....	375.00	375.00	378.82		
05 Total communication service.....	24,915.00	24,915.00	25,441.35		
06 Travel expenses.....	18,000.00	18,000.00	18,177.77		
07 Transportation of things (service).....	50,000.00	50,000.00	52,802.88		
Printing and binding:					
0800 Printing and binding.....	20.00	20.00	4.28		
0810 Lithographing, engraving, and engrossing.....	120.00	120.00	111.60		
0820 Stenographic work, etc.....	300.00	300.00	283.62		
0830 Photographing and making photographs and prints.....	2,000.00	2,000.00	1,987.38		
08 Total printing and binding.....	2,440.00	2,440.00	2,386.88		
09 Advertising and publication of notices (service).....	300.00	300.00	306.97		
10 Furnishing of heat, light, power, water, and electricity (service).....	25,000.00	25,000.00	25,109.68		
Rents:					
1100 Rent of buildings and structures.....	16,000.00	16,000.00	16,014.50		
1110 Other rents.....	18,000.00	18,000.00	16,709.98		
11 Total rents.....	34,000.00	34,000.00	32,724.48		
12 Repairs and alterations.....	822,541.69	822,541.69	1,064,333.23		
13 Special and miscellaneous current expenses.....	250,000.00	250,000.00	251,654.13		
Equipment:					
3000 Passenger-carrying vehicles.....			2,840.00		
3010 Furniture, furnishings, and fixtures.....	14,000.00	14,000.00	14,005.29		
3020 Educational, scientific, and recreational equipment.....	1,600.00	1,600.00	1,651.92		
3050 Other equipment.....	600,000.00	600,000.00	599,857.17		
30 Total equipment.....	615,600.00	615,600.00	618,354.38		
31 Land and interests in land.....			2,018.00		
Structures and parts and nonstructural improvements, etc.:					
3210 Other structures.....	410,000.00	410,000.00	415,675.21		
3220 Nonstructural improvements.....	24,000.00	24,000.00	24,994.87		
32 Total structures and parts, etc.....	434,000.00	434,000.00	440,670.08		
Total.....	5,000,000.00	5,000,000.00	5,320,959.28		
<i>Removing Sunken Vessels or Craft Obstructing or Endangering Navigation—</i>					
Indefinite appropriations [of the proceeds of the sales of sunken vessels or craft and cargo removed from navigable waters obstructed thereby] for removal of obstructions to navigation, [under the provisions of the]. (Acts June 14, 1880, vol. 21, p. 197; Mar. 3, 1899, vol. 30, p. 1154; June 13, 1902, vol. 32, p. 375).....				\$140,000.00	\$140,000.00
	Estimated expenditures, 1927 appropriation	Estimated expenditures, 1926 appropriation	Expended and obligated, 1925		
Field Service:					
Total salaries and wages (see consolidated schedule).....	\$18,555.00	\$14,185.00	\$32,621.71		
Deduct expenditures for personal services included in objects named below.....	10,350.00	7,805.00	15,755.13		
01 Total personal services.....	8,205.00	6,380.00	16,866.58		
Supplies and materials:					
0200 Stationery and office supplies.....	20.00	20.00	53.77		
0204 Photographic supplies.....			16.25		
0230 Fuel.....	300.00	300.00	1,182.52		
0260 Provisions.....	250.00	250.00	2,028.27		
0270 Powder, projectiles, explosives, etc.....	1,400.00	1,400.00	433.23		
0280 Sundry supplies.....	400.00	400.00	3,258.04		
0290 Materials (not specifically allocated at time of purchase).....	110.00	130.00	1,763.81		
02 Total supplies and materials.....	2,480.00	2,500.00	8,735.89		
03 Subsistence and support of persons (service).....	190.00	190.00	201.25		

Estimates of appropriations required for the service of the fiscal year ending June 30, 1927—Continued

General object (title of appropriation), date of acts, references to Statutes at Large, or to Revised Statutes, and estimated amount required for each detailed object				Total amount to be appropriated under each head of appropriation	Amount appropriated for the fiscal year ending June 30, 1926
<i>Removing Sunken Vessels or Craft Obstructing or Endangering Navigation—Continued.</i>					
	Estimated expenditures, 1927 appropriation	Estimated expenditures, 1926 appropriation	Expended and obligated, 1925		
Communication service:					
0500 Telephone service.....	\$10.50	\$10.50	\$27.24		
0510 Telephone service.....	20.25	20.25	110.40		
05 Total communication service.....	30.75	30.75	137.64		
06 Travel expenses.....	320.00	320.00	767.71		
07 Transportation of things (service).....	1,400.00	1,400.00	11,703.47		
08 Photographing and making photographs and prints.....	10.00	15.00	19.36		
09 Advertising and publication of notices (service).....	133.00	133.00	144.71		
10 Furnishing of heat, light, power, water, and electricity (service).....	75.00	75.00	747.95		
Rents:					
1100 Rent of buildings and structures.....		30.00	38.30		
1110 Other rents.....	2,745.00	2,745.00	2,749.14		
11 Total rents.....	2,745.00	2,775.00	2,787.44		
12 Repairs and alterations.....	400.00	400.00	17,674.76		
13 Special and miscellaneous current expenses.....	1,700.00	1,746.96	42,955.80		
Equipment:					
3010 Furniture, furnishings, and fixtures.....	130.00	130.00	231.10		
3050 Other equipment.....	18,000.00	18,000.00	35,904.70		
30 Total equipment.....	18,130.00	18,130.00	36,135.80		
Structures and parts, and nonstructural improvements, etc.:					
3210 Other structures.....	3,500.00	3,500.00	3,835.77		
3220 Nonstructural improvements.....	65,681.25	67,404.29	78,616.58		
3225 Razing structures and removing obstructions.....	35,000.00	35,000.00	9,705.93		
32 Total structures and parts, etc.....	104,181.25	105,904.29	92,158.28		
Total.....	140,000.00	140,000.00	231,036.64		
Total permanent specific and indefinite appropriations for rivers and harbors under Corps of Engineers.....				\$5,437,600.00	\$5,437,600.00
SPECIAL FUNDS					
<i>Funds Contributed for River and Harbor Improvements—</i>					
Indefinite appropriation of the amounts received and covered into the Treasury as contributions by citizens in certain localities for river and harbor improvements as provided in various acts of Congress.					
<i>Maintenance and Operation of Dams and other Improvements of Navigable Waters—</i>					
Indefinite appropriation of 50 per cent of receipts from certain licenses under the Federal water power act to be received and appropriated as a special fund in the Treasury for expenditure under the direction of the Secretary of War in the maintenance and operation of dams and other navigation structures owned by the United States or for other improvements of navigable waters (act June 10, 1920, vol. 41, p. 1073).					
Total rivers and harbors, including permanent specific, indefinite and special funds.....				56,037,600.00	59,252,990.00
<i>Wagon Roads, Bridges, and Trails, Alaska Fund—</i>					
That section 1 of an act entitled "An act to provide for the construction and maintenance of roads, the establishment and maintenance of schools, and the care and support of insane persons in the District of Alaska, and for other purposes," approved Jan. 27, 1905, as amended by an act approved May 14, 1906, and as further amended by an act approved Feb. 6, 1909, be, and the same is hereby, amended so as to read as follows:					
"SECTION 1. That all moneys derived from and collected for liquor licenses, occupation or trade licenses, outside of the incorporated towns in the Territory of Alaska, shall be deposited in the Treasury Department of the United States, there to remain as a separate and distinct fund, to be known as the 'Alaska fund,' and to be wholly devoted to the purposes hereinafter stated in the Territory of Alaska. Twenty-five per centum of said fund, or so much thereof as may be necessary, shall be devoted to the establishment and maintenance of public schools in said Territory; 10 per centum of said fund shall be, and is hereby, appropriated and authorized to be expended for the relief of persons in Alaska who are indigent and incapacitated through nonage, old age, sickness, or accident; and all the residue of said fund shall be devoted to the construction and maintenance of wagon roads, bridges, and trails in said Territory: * * *					

Estimates of appropriations required for the service of the fiscal year ending June 30, 1927—Continued

General object (title of appropriation), date of acts, references to Statutes at Large, or to Revised Statutes, and estimated amount required for each detailed object	Total amount to be appropriated under each head of appropriation	Amount appropriated for the fiscal year ending June 30, 1926
<p><i>Wagon Roads, Bridges, and Trails, Alaska Fund—Continued</i></p> <p>"That at the end of each fiscal quarter the Secretary of the Treasury of the United States shall divide the amount of said 10 per centum of said fund so received during the quarter just ended into four equal parts and transmit to each of the four United States district judges in Alaska one of said equal amounts. * * * <i>Provided further</i>, That any unexpended balance remaining in the hands of any judge at the end of any quarter shall be returned to the Secretary of the Treasury of the United States, and by him deposited in the said 'Alaska fund,' and the said sum shall be subsequently devoted, first, to meeting any actual requirements for the care and relief of such persons as are provided for in this act in any other division in said Territory wherein the amount allotted for that purpose has proved insufficient; and, second, if there shall be any remainder thereof, said remainder shall be devoted for the construction and maintenance of wagon roads, bridges, and trails in said territory" (act Mar. 3, 1913, vol. 37, p. 728.)</p> <p><i>Funds Contributed for Improvement of Roads, Bridges, and Trails, Alaska—</i> As provided in the act of June 30, 1921, vol. 42, p. 90.</p>		
Total under Corps of Engineers.....	\$56, 654, 100. 00	\$60, 181, 635. 00
UNITED STATES SOLDIERS' HOME		
PERMANENT APPROPRIATIONS		
<p><i>Soldiers' Home, Interest Account—</i></p> <p>Indefinite appropriation of all stoppages or fines adjudged against soldiers by sentence of courts-martial, over and above any amount that may be due for the reimbursement of Government or of individuals, all forfeitures on account of desertion, and all moneys belonging to the estates of deceased soldiers which now or may hereafter be unclaimed for the period of three years, subsequent to the death of said soldier or soldiers to be repaid by the commissioners of the institution upon the demand of the heirs or legal representatives of the deceased.</p> <p>The commissioners are also authorized to receive all donations of money or property made by any person for the benefit of the institution and hold same for its sole and exclusive use.</p> <p>That all funds of the home not needed for current use, and which are not now invested in the United States registered bonds, shall, as soon as received, or as soon as present investments can be converted into money without loss, be deposited in the Treasury of the United States to the credit of the home as a permanent fund, and shall draw interest at the rate of 3 per cent per annum, which shall be paid quarterly to the treasurer of the home, and the proceeds of such registered bonds, as they are paid, shall be deposited in like manner. * * * (R. S., p. 727, sec. 3689; R. S., p. 935, secs. 4818, 4819; acts Mar. 3, 1883, vol. 22, p. 565; Feb. 26, 1889, vol. 25, p. 716)</p>		
	118, 000. 00	120, 000. 00

Estimates of appropriations required for the service of the fiscal year ending June 30, 1927—Continued

General object (title of appropriation), date of acts, references to Statutes at Large, or to Revised Statutes, and estimated amount required for each detailed object				Total amount to be appropriated under each head of appropriation	Amount appropriated for the fiscal year ending June 30, 1926
Soldiers' Home, Permanent Fund—Continued.					
That all funds of the home not needed for current use, and which are not now invested in United States registered bonds, shall, as soon as received, or as soon as present investments can be converted into money without loss, be deposited in the Treasury of the United States to the credit of the home as a permanent fund, and shall draw interest at the rate of 3 per cent per annum, which shall be paid quarterly to the treasurer of the home, and the proceeds of such registered bonds, as they are paid, shall be deposited in like manner. No part of the principal sum so deposited shall be withdrawn for use except upon a resolution of the board of commissioners, stating the necessity, and approved by the Secretary of War (<i>R. S.</i> , p. 727, sec. 3689; <i>R. S.</i> , p. 935, secs. 4818, 4819; acts Mar. 3, 1883, vol. 22, p. 565; Feb. 26, 1889, vol. 25, p. 716)-----				\$690,000.00	\$690,000.00
	Estimated expenditures, 1927 appropriation	Estimated expenditures, 1926 appropriation	Expended and obligated, 1925		
22 Trust funds.....	\$690,000.00	\$690,000.00	\$789,268.64		
Total under United States Soldiers' Home-----				808,000.00	810,000.00
NATIONAL HOME FOR DISABLED VOLUNTEER SOLDIERS					
For support of the National Home for Disabled Volunteer Soldiers, as follows:					
National Home for Disabled Volunteer Soldiers, Central Branch—					
Central Branch, Dayton, Ohio: Current expenses: For pay of officers and noncommissioned officer of the home, with such exceptions as are herein-after noted, and their clerks, weighmasters, and orderlies; chaplains, religious instruction, and entertainment for the members of the home; printers, bookbinders, librarians, musicians, telegraph and telephone operators; guards, janitors, watchmen, fire company, and property and materials purchased for their use, including repairs; articles of amusement, library books, magazines, papers, pictures, musical instruments, and repairs not done by the home; stationery, advertising, legal advice, payments due heirs of deceased members: <i>Provided</i> , That all receipts on account of the effects of the deceased members during the fiscal year shall also be available for such payments; and for such other expenditures as can not properly be included under other heads of expenditure [\$85,000] (acts Mar. 21, 1866, vol. 14, p. 10; Mar. 3, 1875, vol. 18, p. 360; Feb. 12, 1925, vol. 43, p. 931)-----				\$83,700.00	
	Estimated expenditures, 1927 appropriation	Estimated expenditures, 1926 appropriation	Expended and obligated, 1925		
Field service:					
Salaries and wages—	<i>Average—</i>	<i>Average—</i>	<i>Average—</i>		
Salary range, \$3,800 to \$5,000; average, \$4,400—	No. Salary	No. Salary	No. Salary		
Governor.....	1 \$4,200	1 \$4,200	1 \$4,200		
Surgeon.....	1 4,104	1 4,104	1 4,104		
Salary range, \$2,700 to \$3,300; average, \$3,000—					
Treasurer.....	1 2,740	1 2,740	1 2,740		
Salary range, \$2,100 to \$2,700; average, \$2,400—					
Quartermaster.....	1 2,640	1 2,640	1 2,640		
Commissary of subsistence.....	1 2,640	1 2,640	1 2,640		
Adjutant and inspector.....	1 2,640	1 2,640	1 2,640		
Adjutant and inspector.....			1 2,400		
Salary range, \$1,680 to \$2,040; average, \$1,800—					
Clerks.....	3 1,840	3 1,840	3 1,840		
Musician.....	1 1,800	1 1,800	1 1,800		
Chaplains.....	2 1,740	2 1,740	2 1,740		
Salary range, \$1,320 to \$1,680; average, \$1,500—					
Sergeant major.....	1 1,680	1 1,680	1 1,680		
Clerks.....	4 1,080	4 1,080	4 1,080		
Printer.....	1 1,560	1 1,560	1 1,560		
Salary range, \$1,020 to \$1,260; average, \$1,140—					
Clerks.....	4 1,170	4 1,170	4 1,170		
Guard sergeant.....	1 1,200	1 1,200	1 1,200		
Salary range, \$780 to \$1,020; average, \$900—					
Quartermaster sergeant, clerks, musicians, and printer.....	18 903	18 903	20 908		
Salary range, \$600 to \$780; average, \$690—					
Clerk and library custodian.....	1 720	1 720	2 720		
Salary range, \$420 to \$600; average \$510—					
Company commanders, clerks, guards, telephone operators, and messengers.....	16 537	16 537	19 535		
Salary range, \$240 to \$420; average, \$330—					
Company sergeants, guards, janitors, laborers, bugler, librarians, and watchman.....	37 275	37 275	37 275		
Total average number of employees.....	94	94	101		
Total salaries and wages, field service.....	78,900.00	78,900.00	82,818.26		
01					
02 Stationery and office supplies.....	2,600.00	2,830.00	2,691.85		

Estimates of appropriations required for the service of the fiscal year ending June 30, 1927—Continued

General object (title of appropriation), date of acts, references to Statutes at Large, or to Revised Statutes, and estimated amount required for each detailed object				Total amount to be appropriated under each head of appropriation	Amount appropriated for the fiscal year ending June 30, 1926
<i>National Home for Disabled Volunteer Soldiers, Central Branch—Continued.</i>					
		Estimated expenditures, 1927 appropriation	Estimated expenditures, 1926 appropriation	Expended and obligated, 1925	
Communication service:					
0500	Telegraph service.....	\$150.00	\$125.00	\$139.39	
0510	Telephone service.....	700.00	700.00	644.85	
05	Total communication service.....	850.00	825.00	784.24	
Travel expenses:					
0615	Transportation.....	150.00	150.00	181.97	
0616	Subsistence.....	50.00	50.00	-----	
06	Total travel expenses.....	200.00	200.00	181.97	
07	Transportation of things (service).....	50.00	220.00	262.12	
08	Printing and binding.....	50.00	5.00	4.08	
09	Advertising and publication of notices (services).....	150.00	120.00	119.63	
12	Repairs and alterations.....	150.00	150.00	168.70	
13	Special and miscellaneous current expenses.....	200.00	200.00	235.47	
Equipment:					
3010	Furniture, furnishing and fixtures.....	300.00	100.00	118.32	
3050	Other equipment.....	250.00	150.00	220.69	
30	Total equipment.....	550.00	250.00	339.01	
	Total.....	83,700.00	83,700.00	87,595.33	

Subsistence: For pay of commissary sergeants, commissary clerks, porters, laborers, bakers, cooks, dishwashers, waiters, and others employed in the subsistence department; food supplies purchased for the subsistence of the members of the home and civilian employees regularly employed and residing at the branch; freight, preparation, and serving; aprons, caps, and jackets for kitchen and dining-room employees; tobacco; dining-room and kitchen furniture and utensils, bakers' and butchers' tools and appliances, and their repair not done by the home [\$435,000] (*acts Mar. 21, 1866, vol. 14, p. 10; Mar. 3, 1875, vol. 18, p. 360; Feb. 12, 1925, vol. 43, p. 931*)

\$410,000.00

		Estimated expenditures, 1927 appropriation	Estimated expenditures, 1926 appropriation	Expended and obligated, 1925	
Field service:					
Salaries and wages—					
Salary range, \$1,140 to \$1,500; average, \$1,320—					
	Cook.....	Average— No. Salary 1 \$1,440	Average— No. Salary 1 \$1,440	Average— No. Salary 1 \$1,440	
	Mess stewards.....	2 1,440	2 1,440	2 1,440	
	Clerk.....	1 1,320	1 1,320	1 1,320	
	Baker.....	1 1,200	1 1,200	1 1,200	
	Meat cutter.....	1 1,200	1 1,200	1 1,200	
Salary range, \$780 to \$1,020; average, \$900—					
	Bakers, cooks, and mess stewards.....	4 930	4 930	4 930	
Salary range, \$600 to \$780; average, \$690—					
	Clerks, cooks, headwaiter, and laborers.....	6 700	6 700	6 700	
Salary range, \$420 to \$600; average, \$510—					
	Cooks, laborers, and waiters.....	80 530	80 530	80 524	
Salary range, \$240 to \$420; average, \$330—					
	Laborers.....	2 348	2 348	2 348	
01	Total average number of employees.....	98	98	98	
	Total salaries and wages, field service.....	58,896.00	58,896.00	58,545.40	
Supplies and materials:					
0260	Provisions.....	343,804.00	368,804.00	344,203.25	
0280	Sundry supplies.....	2,000.00	2,000.00	938.76	
02	Total supplies and materials.....	345,804.00	370,804.00	345,142.01	
06	Travel expenses.....	100.00	100.00	-----	
07	Transportation of things.....	200.00	200.00	-----	
Equipment:					
3010	Furniture, furnishings, and fixtures.....	500.00	500.00	14.10	
3060	Other equipment.....	4,500.00	4,500.00	4,378.17	
30	Total equipment.....	5,000.00	5,000.00	4,519.27	
	Total.....	410,000.00	435,000.00	408,206.68	

Household: For furniture for officers' quarters; bedsteads, bedding, bedding material, and all other articles, including repairs, required in the quarters of the members and of civilian employees permanently employed and residing at the branch; fuel; water; engineers and firemen, bathhouse keepers, janitors, laundry employees, and for all labor, materials, and appliances required for household use, and repairs, if not repaired by the home (*same acts*)

199,800.00

Estimates of appropriations required for the service of the fiscal year ending June 30, 1927—Continued

General object (title of appropriation), date of acts, references to Statutes at Large, or to Revised Statutes, and estimated amount required for each detailed object	Total amount to be appropriated under each head of appropriation	Amount appropriated for the fiscal year ending June 30, 1926
--	--	--

National Home for Disabled Volunteer Soldiers, Central Branch—Continued.

	Estimated expenditures, 1927 appropriation		Estimated expenditures, 1926 appropriation		Expended and obligated, 1925	
	Average—		Average—		Average—	
	No.	Salary	No.	Salary	No.	Salary
Field service:						
Salaries and wages—						
Salary range, \$1,320 to \$1,680; average, \$1,500—						
Engineer.....	1	\$1,620	1	\$1,620	1	\$1,620
Laundry foreman.....	1	1,440	1	1,440	1	1,440
Engineers.....	3	1,380	3	1,380	3	1,380
Laborer.....	1	1,380	1	1,380	1	1,380
Salary range, \$900 to \$1,140; average, \$1,020—						
Laborer.....	1	1,080	1	1,080	1	1,080
Firemen.....	6	1,020	6	1,020	6	1,020
Salary range, \$780 to \$1,020; average, \$900—						
Engineers.....	3	800	3	800	3	800
Salary range, \$600 to \$780; average, \$690—						
Laborers.....	6	670	6	670	6	670
Salary range, \$420 to \$600; average, \$510—						
Engineers, janitors, and laborers.....	25	530	25	530	25	530
Salary range, \$240 to \$420; average, \$330—						
Janitors, laborers, and upholsterers.....	50	301	50	301	50	301
Total number of employees.....	97		97		97	
01 Total salaries and wages, field service.....		50,500.00		50,500.00		50,498.27
Supplies and materials:						
0200 Cleaning and toilet supplies.....		15,000.00		15,000.00		12,494.53
0230 Fuel.....		110,500.00		110,500.00		107,827.49
0280 Sundry supplies.....		6,000.00		6,000.00		6,040.14
02 Total supplies and materials.....		131,500.00		131,500.00		126,362.16
10 Furnishing heat, light, power, water, and electricity (service).....		5,000.00		5,000.00		4,600.48
12 Repairs and alterations.....		500.00		500.00		320.02
Equipment:						
3010 Furniture, furnishings, and fixtures.....		8,300.00		8,300.00		13,440.50
3050 Other equipment.....		4,000.00		4,000.00		8,059.73
30 Total equipment.....		12,300.00		12,300.00		21,500.23
Total.....		199,800.00		199,800.00		203,281.16

Hospital: For pay of medical officers and assistant surgeons, matrons, drug-gists, hospital clerks, and stewards, ward masters, nurses, cooks, waiters, readers, drivers, funeral escort, janitors, and for such other services as may be necessary for the care of the sick; burial of the dead; surgical instruments and appliances, medical books, medicine, liquors, fruits, and other necessities for the sick not purchased under subsistence; bedsteads, bedding, and all other special articles necessary for the wards; hospital furniture, including special articles and appliances for hospital kitchen and dining room; carriage, hearse, stretchers, coffins; and for all repairs to hospital furniture and appliances not done by the home [**\$360,700**] (acts Mar. 21, 1866, vol. 14, p. 10; Mar. 3, 1875, vol. 18, p. 360; Feb. 12, 1925, vol. 43, p. 921)-----

\$365,000.00

	Estimated expenditures, 1927 appropriation		Estimated expenditures, 1926 appropriation		Expended and obligated, 1925	
	Average—		Average—		Average—	
	No.	Salary	No.	Salary	No.	Salary
Field service:						
Salaries and wages—						
Salary range, \$3,800 to \$5,000; average, \$4,400—						
Chief tuberculosis service.....	1	\$4,008	1	\$4,008	1	\$4,008
Salary range, \$3,000 to \$3,600; average, \$3,300—						
Assistant surgeon.....	4	3,000	4	3,000	3	3,000
Salary range, \$2,400 to \$3,000; average, \$2,700—						
Assistant surgeons.....	13	2,484	13	2,484	14 ¹ / ₁₂	2,505
Salary range, \$1,880 to \$2,400; average, \$2,100—						
Aid, chief occupational therapy.....	1	2,004	1	2,004	1	2,004
Aid, hydrotherapy.....					1 ¹ / ₁₂	2,004
Salary range, \$1,500 to \$1,860; average, \$1,680—						
Executive clerk.....	1	1,800	1	1,800	1	1,800
Chief nurse.....	1	1,800	1	1,800	1	1,800
Aid, occupational therapy.....	1	1,800	1	1,800	1	1,800
Occupational director.....	1	1,728	1	1,728	1	1,728
Aid, hydrotherapy.....	1	1,608	1	1,608	1 ¹ / ₁₂	1,608
Clerk.....	1	1,560	1	1,560	1 ¹ / ₁₂	1,560
Technician.....	1	1,560	1	1,560	1	1,560
Aid, chief physiotherapy.....	1	1,524	1	1,524	1	1,524
Salary range, \$1,320 to \$1,680; average, \$1,500—						
Consultant.....	1	1,320	1	1,320	1	1,320
Cooks.....	2	1,320	2	1,320	2	1,320
Cooks.....	3	1,440	3	1,440	3	1,440
Dietitian.....	1	1,440	1	1,440	1	1,440
Druggist.....	1	1,440	1	1,440	1	1,440
Matron.....	1	1,320	1	1,320	1	1,320
Aids.....	3	1,320	3	1,320	3	1,320

Estimates of appropriations required for the service of the fiscal year ending June 30, 1927—Continued

General object (title of appropriation), date of acts, references to Statutes at Large, or to Revised Statutes, and estimated amount required for each detailed object				Total amount to be appropriated under each head of appropriation	Amount appropriated for the fiscal year ending June 30, 1926
<i>National Home for Disabled Volunteer Soldiers, Central Branch—Continued.</i>					
	Estimated expenditures, 1927 appropriation	Estimated expenditures, 1926 appropriation	Expended and obligated, 1925		
Field service—Continued.					
Salaries and wages—Continued.					
Salary range, \$1,140 to \$1,500; average, \$1,320—	<i>Average—</i>	<i>Average—</i>	<i>Average—</i>		
Clerks.....	No. Salary	No. Salary	No. Salary		
Nurse, assistant chief.....	2 \$1,200	2 \$1,200	2 \$1,200		
Technician, laboratory.....	4 1,200	4 1,200	4 1,200		
Aids.....	5 1,224	5 1,224	4 1,224		
Dietitian.....	1 1,200	1 1,200	1 1,200		
Salary range, \$900 to \$1,140; average, \$1,020—					
Clerks, cooks, druggist, nurses, technicians, aids.....	82 1,000	82 1,000	81 1,005		
Salary range, \$780 to \$1,020; average, \$900—					
Clerks, consultants, cooks, and hospital stewards.....	11 823	11 823	11 826		
Salary range, \$600 to \$780; average, \$690—					
Hospital stewards, clerks, cooks, ambulance drivers, laborers, ward attendants, and undertakers.....	46 678	46 678	46 678		
Salary range, \$420 to \$600; average, \$510—					
Hospital stewards, cooks, laborers, ward attendants, and waiters.....	184 511	184 511	183 511		
Salary range, \$240 to \$420; average \$330—					
Funeral escort, laborers, and reader.....	14 309	14 309	14 309		
01 Total average number of employees.....	392	392	389 7/8		
Total salaries and wages, field service.....	320,000.00	320,000.00	318,433.78		
Supplies and materials:					
0210 Medical and hospital supplies.....	32,000.00	30,000.00	36,942.57		
0260 Provisions.....			4,001.87		
02 Total supplies and materials.....	32,000.00	30,000.00	40,944.44		
07 Transportation of things (services).....	1,000.00	584.00	954.77		
Equipment:					
3010 Furniture, furnishings, and fixtures.....	3,000.00	2,000.00	4,473.78		
3020 Educational, scientific, and recreational.....	4,000.00	3,000.00	7,083.07		
3050 Other equipment.....	5,000.00	5,116.00	7,007.96		
30 Total equipment.....	12,000.00	10,116.00	18,574.81		
Total.....	365,000.00	360,700.00	378,907.80		
Transportation: For transportation of members of the home (<i>acts Mar. 21, 1866, vol. 14, p. 10; Mar. 3, 1875, vol. 18, p. 360; Feb. 12, 1925, vol. 43, p. 921</i>).....				\$1,000.00	
	Estimated expenditures, 1927 appropriation	Estimated expenditures, 1926 appropriation	Expended and obligated, 1925		
06 Transportation of members of the home.....	\$1,000	\$1,000	\$1,000		
Repairs: For pay of chief engineer, builders, blacksmiths, carpenters, painters, gas fitters, electrical workers, plumbers, tinsmiths, steam fitters, stone and brick masons, and laborers, and for all appliances and materials used under this head; and repairs of roads and other improvements of a permanent character; [\$85,000] \$80,000: <i>Provided</i> , That no part of the appropriation for repairs for any of the branch homes shall be used for the construction of any new building (<i>same acts</i>).....				80,000.00	

Estimates of appropriations required for the service of the fiscal year ending June 30, 1927—Continued

General object (title of appropriation), date of acts, references to Statutes at Large, or to Revised Statutes, and estimated amount required for each detailed object				Total amount to be appropriated under each head of appropriation	Amount appropriated for the fiscal year ending June 30, 1926
National Home for Disabled Volunteer Soldiers, Central Branch—Continued.					
	Estimated expenditures, 1927 appropriation	Estimated expenditures, 1926 appropriation	Expended and obligated, 1925		
Field service:					
Salaries and wages—	<i>Average—</i>	<i>Average—</i>	<i>Average—</i>		
Salary range, \$1,860 to \$2,400; average, \$2,100—	No. Salary	No. Salary	No. Salary		
Chief Engineer.....	1 \$2,400	1 \$2,400	1 \$2,400		
Salary range, \$1,500 to \$1,860; average, \$1,680—					
Electrical worker.....	1 1,620	1 1,620	1 1,620		
Machinist.....	1 1,500	1 1,500	1 1,500		
Steamfitter.....	1 1,500	1 1,500	1 1,500		
Plumber.....	1 1,500	1 1,500	0 1,500		
Salary range, \$1,140 to \$1,500; average, \$1,320—					
Carpenter.....	1 1,380	1 1,380	1 1,380		
Electrical worker.....	2 1,380	2 1,380	2 1,380		
Mason.....	1 1,380	1 1,380	1 1,380		
Painter.....	1 1,380	1 1,380	1 1,380		
Plumber.....	2 1,380	2 1,380	3 1,380		
Steamfitters.....	3 1,380	3 1,380	3 1,380		
Tinsmith.....	1 1,260	1 1,260	1 1,240		
Carpenters.....	2 1,260	2 1,260	2 1,260		
Painters.....	4 1,260	4 1,260	4 1,260		
Auto mechanic.....	1 1,200	1 1,200	1 1,200		
Salary range, \$900 to \$1,140; average, \$1,020—					
Machinist and laborers.....	3 940	3 940	3 940		
Salary range, \$600 to \$780; average, \$690—					
Carpenters, laborers, machinists, and plasterer.....	7 696	7 696	7 696		
Salary range, \$420 to \$600; average, \$510—					
Blacksmith, carpenters, electrical workers, laborers, and painters.....	12 512	12 512	12 512		
Salary range, \$240 to \$420; average, \$330—					
Laborers and painters.....	9 256	9 256	9 256		
Salary range, \$2.50 per day to \$1.50 per hour—					
Temporary employees, laborers, painters, masons.....	6	6	15		
Total average number of employees.....	60	60	69		
01 Total salaries and wages, Field Service.....	49,480.00	49,480.00	52,868.47		
Deduct expenditures for personal services included in objects named below.....	49,480.00	49,480.00	52,868.47		
02 Supplies and materials.....	24,000.00	27,000.00	30,875.76		
12 Repairs and alterations.....	56,000.00	58,000.00	58,015.48		
Total.....	80,000.00	85,000.00	88,891.34		
Farm: For pay of farmer, chief gardener, harness makers, farm hands, gardeners, horseshoers, stablemen, teamsters, dairymen, herders, and laborers; tools, appliances, and materials required for farm, garden, and dairy work; grain and grain products, hay, straw, fertilizers, seed, carriages, wagons, carts, and other conveyances; animals purchased for stock or work (including animals in the park); gasoline; materials, tools, and labor for flower garden, lawn, park, and cemetery; and construction of roads and walks, and repairs not done by the home (<i>acts Mar. 21, 1866, vol. 14, p. 10; Mar. 3, 1875, vol. 18, p. 860; Feb. 12, 1925, vol. 43, p. 931</i>).....				\$28,000.00	
	Estimated expenditures, 1927 appropriation	Estimated expenditures, 1926 appropriation	Expended and obligated, 1925		
Field service:					
Salaries and wages—	<i>Average—</i>	<i>Average—</i>	<i>Average—</i>		
Salary range, \$1,500 to \$1,860; average, \$1,680—	No. Salary	No. Salary	No. Salary		
Chief gardener.....	1 \$1,740	1 \$1,740	1 \$1,740		
Salary range, \$900 to \$1,140; average, \$1,020—					
Assistant chief gardener.....	1 900	1 900	1 900		
Salary range, \$780 to \$1,020; average, \$900—					
Superintendent of cemetery.....	1 840	1 840	1 840		
Salary range, \$600 to \$780; average, \$690—					
Laborers, stable foreman, and truck drivers.....	5 672	5 672	4 672		
Salary range, \$420 to \$600; average, \$510—					
Laborers.....	3 480	3 480	2 480		
Salary range, \$240 to \$420; average, \$330—					
Laborers.....	34 288	34 288	32 292		
Total average number of employees.....	45	45	42 1/2		
01 Total salaries and wages, field service.....	18,000.00	18,000.00	17,078.58		
Supplies and materials:					
0250 Forage and other supplies for animals.....	2,000.00	2,000.00	2,000.85		
0260 Sundry supplies.....	5,500.00	5,500.00	5,829.26		
02 Total supplies and materials.....	7,500.00	7,500.00	7,829.11		
12 Repairs and alterations.....	1,800.00	1,800.00	1,630.69		
Equipment:					
3040 Livestock.....	500.00	500.00	412.50		
3050 Other equipment.....	200.00	200.00	189.09		
30 Total equipment.....	700.00	700.00	601.59		
Total.....	28,000.00	28,000.00	27,149.97		
In all, Central Branch.....				\$1,167,500.00	\$1,194,500.00

Estimates of appropriations required for the service of the fiscal year ending June 30, 1927—Continued

General object (title of appropriation), date of acts, references to Statutes at Large, or to Revised Statutes, and estimated amount required for each detailed object				Total amount to be appropriated under each head of appropriation	Amount appropriated for the fiscal year ending June 30, 1926
<p>For "Current expenses," "Subsistence," "Household," "Hospital," "Transportation," "Repairs," and "Farm," at the following branches, including the same objects respectively specified herein under each of such heads for the Central Branch, namely:</p> <p><i>National Home for Disabled Volunteer Soldiers, Northwestern Branch—</i> <i>Northwestern Branch, Milwaukee, Wisconsin: Current expenses [\$71,000]</i> <i>(acts Mar. 21, 1866, vol. 14, p. 10; Mar. 3, 1875, vol. 18, p. 360; Feb. 12, 1925, vol. 43, p. 932)-----</i></p>				\$69,000.00	
	Estimated expenditures, 1927 appropriation	Estimated expenditures, 1926 appropriation	Expended and obligated, 1925		
Field service:					
Salaries and wages—					
Salary range, \$3,800 to \$5,000; average, \$4,152—	<i>Average—</i>	<i>Average—</i>	<i>Average—</i>		
Governor.....	No. Salary	No. Salary	No. Salary		
Surgeon.....	1 \$4,200	1 \$4,200	1 \$4,200		
Treasurer.....	1 4,104	1 4,104	1 4,104		
Salary range, \$2,700 to \$3,300; average, \$2,740—					
Quartermaster.....	1 2,740	1 2,740	1 2,740		
Salary range, \$2,400 to \$3,000; average, \$2,560—					
Quartermaster.....	1 2,640	1 2,640	1 2,640		
Commissary of subsistence.....	1 2,640	1 2,640	1 2,640		
Adjutant and inspector.....	1 2,400	1 2,400	1 2,400		
Salary range, \$1,860 to \$2,400; average, \$1,920—					
Clerk, treasurer.....	1 1,920	1 1,920	1 1,920		
Salary range, \$1,680 to \$2,040; average, \$1,755—					
Clerk, governor.....	1 1,800	1 1,800	1 1,800		
Clerk, quartermaster.....	1 1,800	1 1,800	1 1,800		
Chaplain.....	2 1,740	2 1,740	2 1,740		
Musician.....	1 1,680	1 1,680	1 1,680		
Salary range, \$1,320 to \$1,680; average, \$1,360—					
Clerk, treasurer.....	1 1,440	1 1,440	1 1,440		
Clerk, treasurer.....	1 1,320	1 1,320	1 1,320		
Clerk, quartermaster.....	1 1,320	1 1,320	1 1,320		
Salary range, \$1,020 to \$1,260; average, \$1,170—					
Clerk, treasurer.....	1 1,200	1 1,200	1 1,200		
Clerk, quartermaster.....	1 1,200	1 1,200	1 1,200		
Clerk, adjutant.....	1 1,200	1 1,200	1 1,200		
Clerk, quartermaster.....	1 1,080	1 1,080	1 1,080		
Salary range, \$900 to \$1,140; average, \$940—					
Quartermaster sergeant.....	1 960	1 960	1 960		
Clerk, quartermaster.....	1 960	1 960	1 888		
Clerk, adjutant.....	1 900	1 900	1 682		
Salary range, \$780 to \$1,020; average, \$820—					
Musicians.....	4 840	4 840	4 840		
Printer.....	1 840	1 840	1 831		
Musicians.....	3 780	3 780	4 780		
Salary range, \$600 to \$780; average, \$690—					
Librarian.....	2 720	2 720	1 720		
Musicians, for 5 months each.....	1 660	1 660	5 660		
Sergeant major.....	1 660	1 660	1 660		
Salary range, \$420 to \$600; average, \$507—					
Company commanders.....	2 576	2 576	2 576		
Clerk, adjutant.....	1 576	1 576	1 576		
Company commanders.....	6 480	6 480	6 480		
Guard sergeant.....	1 480	1 480	1 480		
Clerk, adjutant.....	1 480	1 480	1 480		
Janitors.....	3 480	3 480	3 480		
Messenger.....	1 480	1 480	1 480		
Librarian.....	1 480	1 480	1 480		
Salary range, \$240 to \$420; average, \$328—					
Bugler.....	1 384	1 384	1 384		
Company sergeants.....	9 336	9 336	9 336		
Guard sergeant.....	1 336	1 336	1 336		
Watchman.....	1 336	1 336	1 336		
Guards, private.....	6 288	6 288	10 288		
Janitors.....	4 288	4 288	5 288		
Total average number of employees.....	70	70	81 1/4		
Total salaries and wages, field service.....	64,457.00	64,457.00	69,741.99		
02 Stationery and office supplies.....	2,000.00	2,583.00	1,704.04		
Communication service:					
0500 Telegraph service.....	75.00	75.00	67.28		
0510 Telephone service.....	650.00	650.00	649.78		
05 Total communication service.....	725.00	725.00	717.06		
06 Travel expenses.....	200.00	150.00	222.18		
08 Printing and binding.....	25.00	10.00	33.06		
09 Advertising and publication of notices (service).....	200.00	150.00	135.98		
12 Repairs and alterations.....			79.15		
13 Special and miscellaneous current expenses.....	800.00	700.00	740.06		
30 Equipment.....	593.00	425.00	589.21		
Total.....	69,000.00	69,200.00	73,964.73		
Subsistence [\$300,000] (same acts).....				337,000.00	
66010—25†——71					

Estimates of appropriations required for the service of the fiscal year ending June 30, 1927—Continued

General object (title of appropriation), date of acts, references to Statutes at Large, or to Revised Statutes, and estimated amount required for each detailed object				Total amount to be appropriated under each head of appropriation	Amount appropriated for the fiscal year ending June 30, 1926
<i>National Home for Disabled Volunteer Soldiers, Northwestern Branch—Continued</i>					
	Estimated expenditures, 1927 appropriation	Estimated expenditures, 1926 appropriation	Expended and obligated, 1925		
Field service:					
Salaries and wages—	<i>Average—</i>	<i>Average—</i>	<i>Average—</i>		
Salary range, \$1,320 to \$1,680; average, \$1,380—	No. Salary	No. Salary	No. Salary		
Mess steward.....	1 \$1,440	1 \$1,440	1 \$1,440		
Cook.....	1 1,320	1 1,320	1 1,320		
Salary range, \$1,140 to \$1,500; average, \$1,200—					
Baker.....	1 1,200	1 1,200	1 1,200		
Clerk.....	1 1,200	1 1,200	1 1,200		
Meat cutter.....	1 1,200	1 1,200	1 1,200		
Salary range, \$1,020 to \$1,260; average, \$1,080—					
Clerk.....	1 1,080	1 1,080	1 1,080		
Salary range, \$780 to \$1,020; average, \$840—					
Cook.....	1 840	1 840	1 840		
Salary range, \$600 to \$780; average, \$690—					
Baker.....	1 720	1 720	1 720		
Cook.....	1 720	1 720	1 720		
Commissary sergeant.....	1 660	1 660	1 660		
Head waiter.....	1 660	1 660	1 660		
Salary range, \$420 to \$600; average, \$499—					
Cook.....	1 576	1 576	1 576		
Cooks.....	2 480	2 480	2 480		
Dishwasher.....	1 480	1 480	1 480		
Laborers.....	4 480	4 480	4 480		
Waiters.....	22 480	22 480	22 480		
Salary range, \$240 to \$420; average, \$348—					
Dishwashers.....	5 384	5 384	4 384		
Laborers.....	4 384	4 384	4 384		
Laborers.....	11 336	11 336	10 336		
Laborers.....	5 288	5 288	4 288		
01 Total average number of employees.....	66	66	66 3/4		
Total salaries and wages, field service.....	34,088.00	34,088.00	33,839.23		
Supplies and materials:					
0260 Provisions.....	293,400.00	256,400.00	278,840.72		
0280 Sundry supplies.....	7,000.00	7,012.00	6,694.62		
02 Total supplies and materials.....	300,400.00	263,413.00	285,535.34		
30 Equipment (includes livestock).....	2,512.00	2,500.00	2,117.63		
Total.....	337,000.00	300,000.00	321,492.10		
Household [\$152,000] (acts Mar. 21, 1866, vol. 14, p. 10; Mar. 3, 1875, vol. 18, p. 360; Feb. 12, 1925, vol. 48, p. 392).....				\$155,000.00	
	Estimated expenditures, 1927 appropriation	Estimated expenditures, 1926 appropriation	Expended and obligated, 1925		
Field service:					
Salaries and wages—	<i>Average—</i>	<i>Average—</i>	<i>Average—</i>		
Salary range, \$1,140 to \$1,500; average, \$1,360—	No. Salary	No. Salary	No. Salary		
Engineer.....	1 \$1,500	1 \$1,500	1 \$1,500		
Engineers.....	3 1,380	3 1,380	3 1,380		
Laundry foreman.....	1 1,200	1 1,200	1 1,200		
Salary range, \$1,020 to \$1,260; average, \$1,020—					
Fireman.....	4 1,020	4 1,020	4 1,020		
Salary range, \$780 to \$1,020; average, \$780—					
Firemen.....	3 780	3 780	2 780		
Laborer.....	1 780	1 780	1 780		
Salary range, \$420 to \$600; average, \$480—					
Janitor.....	1 480	1 480	1 480		
Laborers.....	22 480	22 480	23 480		
Upholsterer.....	1 480	1 480	1 480		
Salary range, \$240 to \$420; average, \$304—					
Laborer.....	1 336	1 336	1 336		
Janitors.....	18 288	18 288	17 288		
Laborers.....	3 288	3 288	3 288		
01 Total average number of employees.....	59	59	59 1/2		
Total salaries and wages, field service.....	32,192.00	32,192.00	32,604.06		
Supplies and materials:					
0230 Fuel.....	84,000.00	84,000.00	82,375.01		
0280 Sundry supplies.....	11,808.00	11,808.00	11,032.33		
02 Total supplies and materials.....	95,808.00	95,808.00	93,407.34		
10 Furnishing of heat, light, power, water, and electricity (service).....	17,000.00	16,000.00	16,555.40		
30 Equipment (includes livestock).....	10,000.00	8,000.00	8,730.28		
Total.....	155,000.00	152,000.00	151,297.08		
Hospital [\$289,000] (same acts).....				295,000.00	

Estimates of appropriations required for the service of the fiscal year ending June 30, 1927—Continued

General object (title of appropriation), date of acts, references to Statutes at Large, or to Revised Statutes, and estimated amount required for each detailed object

Total amount to be appropriated under each head of appropriation

Amount appropriated for the fiscal year ending June 30, 1926

National Home for Disabled Volunteer Soldiers, Northwestern Branch—Continued.

	Estimated expenditures, 1927 appropriation		Estimated expenditures, 1926 appropriation		Expended and obligated, 1925	
	Average—		Average—		Average—	
	No.	Salary	No.	Salary	No.	Salary
Field service:						
Salaries and wages—						
Salary range, \$3,800 to \$5,000; average, \$4,400—						
Chief, tuberculosis service.....	1	\$4,008	1	\$4,008	1	\$4,008
Salary range, \$3,000 to \$3,600; average, \$3,000—						
Assistant surgeon.....	1	3,000	1	3,000	1	3,000
Salary range, \$2,700 to \$3,300; average, \$2,740—						
Assistant surgeons.....	5	2,740	5	2,740	4 $\frac{1}{2}$	2,740
Salary range, \$2,400 to \$3,000; average, \$2,440—						
Assistant surgeons.....	8	2,520	8	2,520	5 $\frac{1}{2}$	2,520
Assistant surgeons.....	4	2,400	4	2,400	5 $\frac{1}{2}$	2,400
Consultant.....	1	2,400	1	2,400	1	2,400
Salary range, \$1,680 to \$2,040; average, \$1,800—						
Nurse, chief.....	1	1,800	1	1,800	1	1,800
Salary range, \$1,500 to \$1,960; average, \$1,524—						
Aid, occupational therapy.....	1	1,524	1	1,524	1	1,524
Aid, physiotherapy.....	1	1,524	1	1,524	1	1,524
Salary range, \$1,320 to \$1,680; average, \$1,410—						
Cook.....	1	1,440	1	1,440	1	1,440
Druggist.....	1	1,440	1	1,440	1	1,440
Nurse, assistant chief.....	1	1,440	1	1,440	1	1,440
Aides, occupational therapy.....	2	1,320	2	1,320	2	1,320
Salary range, \$1,140 to \$1,500; average, \$1,197—						
Aids, occupational therapy.....	2	1,224	2	1,224	2	1,224
Consultants.....	4	1,200	4	1,200	3 $\frac{1}{2}$	1,200
Interns.....	1	1,200	1	1,200	$\frac{1}{2}$	1,200
Aids, physiotherapy.....	2	1,200	2	1,200	1 $\frac{1}{2}$	1,200
Clerks.....	2	1,200	2	1,200	2	1,200
Cooks.....	2	1,200	2	1,200	2	1,200
Dietitians.....	2	1,200	2	1,200	2	1,200
Technician, dental.....	1	1,200	1	1,200	1	1,200
Technician, laboratory.....	1	1,200	1	1,200	1	1,200
Technician, X-ray.....	1	1,200	1	1,200	$\frac{1}{2}$	1,200
Nurse, trained.....	1	1,140	1	1,140	1	1,140
Salary range, \$1,020 to \$1,260; average, \$1,077—						
Aid, occupational therapy.....	1	1,128	1	1,128	1 $\frac{1}{2}$	1,128
Clerk.....	1	1,080	1	1,080	1	1,080
Nurses, trained.....	2	1,080	2	1,080	2	1,080
Nurses, trained.....	9	1,020	9	1,020	8 $\frac{1}{2}$	1,020
Salary range, \$900 to \$1,140; average, \$960—						
Laborer.....					$\frac{1}{2}$	960
Clerks.....	2	960	2	960	2	960
Cook.....	1	960	1	960	1	960
Druggist.....	1	960	1	960	1	960
Nurses, trained.....	44	960	44	960	45	960
Salary range, \$780 to \$1,020; average, \$840—						
Clerks.....	3	840	3	840	3	840
Cooks.....	2	840	2	840	1 $\frac{1}{2}$	840
Hospital stewards.....	2	840	2	840	2	840
Salary range, \$600 to \$780; average, \$613—						
Cooks.....	3	720	3	720	3	720
Matron.....	1	720	1	720	1	720
Ward attendant.....	1	720	1	720	1	720
Cook.....	1	660	1	660	1	660
Driver.....	1	660	1	660	1	660
Laborers.....	3	660	3	660	3	660
Technician, laboratory.....	1	660	1	660	1	660
Ward attendants.....	13	660	13	660	14 $\frac{1}{2}$	660
Salary range, \$420 to \$600; average, \$520—						
Cooks.....	4	576	4	576	4	576
Driver.....	1	576	1	576	1	576
Head waiters.....	2	576	2	576	2	576
Laborers.....	9	576	9	576	8 $\frac{1}{2}$	576
Ward attendants.....	30	576	30	576	32	576
Cook.....	1	480	1	480	1	480
Dishwashers.....	2	480	2	480	2	480
Hospital stewards.....	2	480	2	480	2	480
Laborers.....	18	480	18	480	19 $\frac{1}{2}$	480
Undertaker.....	1	480	1	480	1	480
Waiters.....	27	480	27	480	26 $\frac{1}{2}$	480
Ward attendants.....	64	480	64	480	64	480
Salary range, \$240 to \$420; average, \$287—						
Dishwashers.....	5	384	5	384	5	384
Laborers.....	13	384	13	384	13	384
Funeral escort sergeant.....	1	336	1	336	1	336
Funeral escort privates.....	6	288	6	288	6	288
Laborers.....	22	288	22	288	22 $\frac{1}{2}$	288
Consultant.....	1	40	1	40		
Total average number of employees.....	348		348		350 $\frac{1}{2}$	
Total salaries and wages, field service.....		260,520.00		260,520.00		263,409.32
Supplies and materials:						
0210 Medicine and hospital supplies.....		23,980.00		21,980.00		20,949.45
0260 Provisions.....						6,674.90
02 Total supplies and materials.....		23,980.00		21,980.00		27,624.35
Equipment (includes livestock):						
3010 Furniture, furnishings, and fixtures.....		5,000.00		3,000.00		4,387.05
3020 Educational, scientific, and recreational equipment.....		5,000.00		3,000.00		5,293.00
3050 Other equipment.....		500.00		500.00		324.13
30 Total equipment.....		10,500.00		6,500.00		10,004.18
Total.....		295,000.00		299,000.00		301,038.35

Estimates of appropriations required for the service of the fiscal year ending June 30, 1927—Continued

General object (title of appropriation), date of acts, references to Statutes at Large, or to Revised Statutes, and estimated amount required for each detailed object				Total amount to be appropriated under each head of appropriation	Amount appropriated for the fiscal year ending June 30, 1926
<i>National Home for Disabled Volunteer Soldiers, Northwestern Branch—Continued.</i> Transportation (acts Mar. 21, 1866, vol. 14, p. 10; Mar. 3, 1875, vol. 18, p. 360; Feb. 12, 1925, vol. 43, p. 392)-----				\$500.00	
	Estimated expenditures, 1927 appropriations	Estimated expenditures, 1926 appropriations	Expended and obligated, 1925		
06 Travel expenses-----	\$500.00	\$500.00	\$199.16		
Repairs [\$52,000] (same acts) -----				55,000.00	
	Estimated expenditures, 1927 appropriation	Estimated expenditures, 1926 appropriation	Expended and obligated, 1925		
Field service:					
Salaries and wages--					
Salary range \$2,100 to \$2,700; average, \$2,400--	Average-- No. Salary	Average-- No. Salary	Average-- No. Salary		
Chief engineer-----	1 \$2,400	1 \$2,400	1 \$2,400		
Salary range \$1,140 to \$1,500; average, \$1,338--					
Carpenter-----	1 1,380	1 1,380	1 1,380		
Electrical worker-----	1 1,380	1 1,380	1 1,380		
Machinist-----	1 1,380	1 1,380	1 1,380		
Painter-----	1 1,380	1 1,380	1 1,380		
Plumber-----	1 1,380	1 1,380	1 1,380		
Steamfitter-----	1 1,380	1 1,380	1 1,380		
Tinsmith-----	1 1,380	1 1,380	1 1,380		
Carpenter-----	1 1,260	1 1,260	1 1,260		
Machinist-----	1 1,260	1 1,260	1 1,260		
Painters-----	2 1,260	2 1,260	1½ 1,260		
Plumber-----	1 1,260	1 1,260	1 1,260		
Steamfitter-----	1 1,260	1 1,260	½ 1,260		
Salary range \$780 to \$1,020; average, \$840--					
Laborer-----	2 840	2 840	1½ 840		
Salary range \$600 to \$780; average \$660--					
Laborer-----	1 660	1 660	None. 660		
Salary range \$420 to \$600; average \$504--					
Electrical worker-----	1 576	1 576	1 576		
Blacksmith-----	1 480	1 480	½ 480		
Laborers-----	8 480	8 480	7½ 480		
Painter-----	1 480	1 480	½ 480		
Salary range \$240 to \$384; average, \$384--					
Carpenters-----	3 384	3 384	2½ 384		
Laborers-----	5 384	5 384	4½ 384		
Painters-----	2 384	2 384	1½ 384		
Total average number of employees-----	38	38	35½		
01 Total salaries and wages, field service-----	31,496.00	31,496.00	31,964.99		
Deduct expenditures for personal services included in objects named below-----	31,496.00	31,496.00	31,964.99		
02 Supplies and materials-----	10,000.00	10,000.00	21,499.62		
12 Repairs and alterations-----	45,000.00	42,000.00	35,601.21		
Total-----	55,000.00	52,000.00	57,100.83		
Farm [\$15,000] (same acts) -----				17,000.00	

Estimates of appropriations required for the service of the fiscal year ending June 30, 1927—Continued

General object (title of appropriation), date of acts, references to Statutes at Large, or to Revised Statutes, and estimated amount required for each detailed object				Total amount to be appropriated under each head of appropriation	Amount appropriated for the fiscal year ending June 30, 1926
<i>National Home for Disabled Volunteer Soldiers, Northwestern Branch—Continued.</i>					
	Estimated expenditures, 1927 appropriation	Estimated expenditures, 1926 appropriation	Expended and obligated, 1925		
Field service:					
Salaries and wages—	Average—	Average—	Average—		
Salary range, \$1,020 to \$1,260; average, \$1,200—	No. 1 Salary \$1,200	No. 1 Salary \$1,200	No. 1 Salary \$1,200		
Chief gardener.....	1 720	1 720	1 720		
Salary range, \$600 to \$780; average, \$700—					
Laborer.....	1 720	1 720	1 720		
Superintendent cemetery.....	3 660	3 660	3 660		
Truck drivers.....					
Salary range, \$420 to \$600; average, \$480—					
Laborers.....	7 480	7 480	7 480		
Stable foreman.....	1 480	1 480	1 480		
Salary range \$240 to \$420; average, \$288—					
Laborers.....	10 288	10 288	7½ 288		
Total average number of employees.....	24	24	20½		
01 Total salaries and wages, Field Service.....	11,340	11,340	11,885.13		
Supplies and materials:					
0250 Forage and other supplies for animals.....	300	200	474.22		
0280 Sundry supplies.....	4,500	2,000	962.04		
02 Total supplies and materials.....	4,800	2,200	1,436.26		
Equipment (includes livestock):					
3040 Livestock, etc.....	None	None	350.00		
3050 Other equipment.....	860	1,460	3,139.06		
30 Total equipment.....	860	1,460	3,489.06		
Total.....	17,000	15,000	16,810.45		
In all, Northwestern Branch.....				\$928,500.00	\$879,500.00
<i>National Home for Disabled Volunteer Soldiers, Eastern Branch—</i>					
Eastern Branch, Togus, Maine: Current expenses [\$58,500] (acts Mar. 21, 1866, vol. 14, p. 10; Mar. 3, 1875, vol. 18, p. 360; Feb. 12, 1925, vol. 43, p. 932) -				\$57,000.00	
	Estimated expenditures, 1927 appropriation	Estimated expenditures, 1926 appropriation	Expended and obligated, 1925		
Field service:					
Salaries and wages—	Average—	Average—	Average—		
Salary range, \$3,000 to \$3,600; average, \$3,300—	No. 1 Salary \$3,300	No. 1 Salary \$3,300	No. 1 Salary \$3,300		
Governor in charge.....	1 3,300	1 3,300	1 3,000		
Salary range, \$2,700 to \$3,300; average, \$3,000—					
Surgeon.....	1 3,000	1 3,000	1 3,000		
Treasurer.....	1 2,740	1 2,740	1 2,740		
Salary range, \$2,400 to \$3,000; average, \$2,700—					
Quartermaster.....	1 2,640	1 2,640	1 2,640		
Salary range, \$2,100 to \$2,700; average, \$2,400—					
Commissary of subsistence.....	1 2,400	1 2,400	1 2,400		
Adjutant and inspector.....	1 2,400	1 2,400	1½ 2,400		
Salary range, \$1,680 to \$2,040; average, \$1,860—					
Clerk, treasurer's.....	1 1,920	1 1,920	1 1,920		
Clerk, governor's.....	1 1,800	1 1,800	1 1,800		
Clerk, quartermaster's.....	1 1,800	1 1,800	1 1,800		
Chaplain.....	1 1,740	1 1,740	½ 1,740		
Salary range, \$1,500 to \$1,860; average, \$1,680—					
Musician.....	1 1,680	1 1,680	1 1,680		
Salary range, \$1,140 to \$1,500; average, \$1,320—					
Clerk, treasurer's.....	1 1,320	1 1,320	1 1,320		
Clerk, quartermaster's.....	1 1,320	1 1,320	1 1,320		
Salary range, \$1,020 to \$1,260; average, \$1,140—					
Clerk, treasurer's.....	1 1,080	1 1,080	1 1,080		
Clerk, quartermaster's.....	1 1,080	1 1,080	1 1,080		
Salary range, \$780 to \$1,020; average, \$900—					
Quartermaster sergeant.....	1 960	1 960	1 960		
Chaplain.....	1 960	1 960	1 960		
Clerk, treasurer's.....	1 960	1 960	1 960		
Clerk, quartermaster's.....	1 960	1 960	1 960		
Sergeant major.....	1 840	1 840	1 780		
Clerk, adjutant's.....	1 840	1 840	1 840		
Musicians.....	3 840	3 840	4 840		
Printer.....	1 840	1 840	1 840		
Chaplain.....			½ 840		
Salary range, \$600 to \$780; average, \$690—					
Musicians.....	4 780	4 780	4 780		
Musicians.....	6 720	6 720	3½ 720		
Chaplain.....			½ 720		
Librarian.....			1 720		
Salary range, \$420 to \$600; average, \$510—					
Clerk, quartermaster.....	1 576	1 576	1 576		
Company commanders.....	5 480	5 480	4½ 480		
Guard sergeant.....	1 480	1 480	1 480		
Clerk, adjutant's.....	1 480	1 480	1 480		
Messenger.....	1 480	1 480	1 480		

Estimates of appropriations required for the service of the fiscal year ending June 30, 1927--Continued

General object (title of appropriation), date of acts, references to Statutes at Large, or to Revised Statutes, and estimated amount required for each detailed object				Total amount to be appropriated under each head of appropriation	Amount appropriated for the fiscal year ending June 30, 1926
<i>National Home for Disabled Volunteer Soldiers, Eastern Branch--Continued.</i>					
		Estimated expenditures, 1927 appropriation	Estimated expenditures, 1926 appropriation	Expended and obligated, 1925	
Field service--Continued.					
Salaries and wages--Continued.					
Salary range, \$240 to \$420; average, \$330--	Average--		Average--	Average--	
	No. Salary	No. Salary	No. Salary	No. Salary	
Laborer.....	1 \$384	1 \$384	1 \$384	1 \$384	
Bugler.....	1 384	1 384	1 384	1 384	
Company sergeants.....	7 336	7 336	6½ 336	6½ 336	
Guard sergeants.....	2 336	2 336	1½ 336	1½ 336	
Watchman.....	1 336	1 336	1 336	1 336	
Guard privates.....	6 288	6 288	5½ 288	5½ 288	
Janitors.....	2 288	2 288	6 288	6 288	
Total average number of employees.....	64	64	65½	65½	
Total salaries and wages, field service.....	53,368.00	54,868.00	57,739.00	57,739.00	
01 Stationery and office supplies.....	1,000.00	1,000.00	788.93	788.93	
Communication service:					
0500 Telegraph service.....	50.00	50.00	36.04	36.04	
0510 Telephone service.....	800.00	800.00	561.40	561.40	
05 Total communication service.....	850.00	850.00	597.44	597.44	
06 Travel expenses.....	150.00	150.00	20.16	20.16	
07 Transportation of things (service).....	20.00	20.00	2.05	2.05	
08 Printing and binding.....	132.00	132.00	70.24	70.24	
09 Advertising and publication of notices (service).....	150.00	150.00	45.12	45.12	
12 Repairs and alterations.....			19.50	19.50	
13 Special and miscellaneous current expenses.....	200.00	200.00	109.13	109.13	
Equipment:					
3010 Furniture, furnishings, and fixtures.....	580.00	580.00			
3050 Other equipment.....	550.00	550.00	238.00	238.00	
Total.....	57,000.00	58,500.00	59,629.57	59,629.57	
Subsistence (acts Mar. 21, 1866, vol. 14, p. 10; Mar. 3, 1875, vol. 18, p. 360; Feb. 12, 1925, vol. 43, p. 932).....					
					\$105,000.00
		Estimated expenditures, 1927 appropriation	Estimated expenditures, 1926 appropriation	Expended and obligated, 1925	
Field service:					
Salaries and wages--	Average--		Average--	Average--	
Salary range, \$1,140 to \$1,500; average, \$1,320--	No. Salary	No. Salary	No. Salary	No. Salary	
Cook, in charge.....	1 \$1,320	1 \$1,320	1 \$1,320	1 \$1,320	
Baker, in charge.....	1 1,200	1 1,200	1 1,200	1 1,200	
Salary range, \$1,020 to \$1,260; average, \$1,140--					
Clerk, commissary storehouse.....	1 1,080	1 1,080	1 1,080	1 1,080	
Salary range, \$780 to \$1,020; average, \$900--					
Cook.....	1 840	1 840	1 840	1 840	
Laborer.....			1 900	1 900	
Salary range, \$600 to \$780; average, \$690--					
Baker.....	1 720	1 720	1 720	1 720	
Meat cutter.....	1 720	1 720	1 720	1 720	
Commissary sergeant.....	1 660	1 660	1 660	1 660	
Cook.....	1 660	1 660	1 660	1 660	
Headwaiter.....	1 660	1 660	1 660	1 660	
Salary range, \$420 to \$600; average, \$510--					
Clerk.....	1 576	1 576	1 576	1 576	
Cook, noncommissioned officers and company mess.....	1 576	1 576	1 576	1 576	
Laborer.....	1 576	1 576			None
Waiters.....	13 480	13 480	12½ 480	12½ 480	
Salary range, \$240 to \$420; average, \$330--					
Dishwashers.....	4 384	4 384	3½ 384	3½ 384	
Laborers.....	2 384	2 384	2½ 384	2½ 384	
Laborers.....	6 336	6 336	6 336	6 336	
Laborers.....	15 288	15 288	16½ 288	16½ 288	
Laborers.....			1 360	1 360	
Total average number of employees.....	52	52	52½	52½	
Total salaries and wages, field service.....	24,004.00	24,004.00	24,142.00	24,142.00	
Supplies and materials:					
0260 Provisions.....	79,000.00	79,000.00	75,894.97	75,894.97	
0280 Sundry supplies.....	996.00	996.00	337.30	337.30	
02 Total supplies and materials.....	79,996.00	79,996.00	76,232.27	76,232.27	
Equipment:					
3010 Furniture, furnishing, and fixtures.....	1,000.00	1,000.00	894.19	894.19	
3050 Other equipment.....			485.70	485.70	
30 Total equipment.....	1,000.00	1,000.00	879.89	879.89	
Total.....	105,000.00	105,000.00	101,254.16	101,254.16	

Estimates of appropriations required for the service of the fiscal year ending June 30, 1927—Continued

General object (title of appropriation), date of acts, references to Statutes at Large, or to Revised Statutes, and estimated amount required for each detailed object	Total amount to be appropriated under each head of appropriation	Amount appropriated for the fiscal year ending June 30, 1926
--	--	--

National Home for Disabled Volunteer Soldiers, Eastern Branch—Continued.

Household [\$101,000] (acts Mar. 21, 1866, vol. 14, p. 10; Mar. 3, 1875, vol. 18, p. 360; Feb. 12, 1925, vol. 43, p. 932)-----

\$102, 000. 00

	Estimated expenditures, 1927 appropriation	Estimated expenditures, 1926 appropriation	Expended and obligated, 1925
Field service:			
Salaries and wages—	Average—	Average—	Average—
Salary range, \$1,140 to \$1,500; average, \$1,300—	No. Salary	No. Salary	No. Salary
Engineer.....	1 1,380	1 1,380	1 1,380
Salary range, \$900 to \$1,140; average, \$1,020—			
Firemen.....	3 1,020	3 1,020	3 1,020
Laundry foreman.....	1 960	1 960	1 960
Salary range, \$780 to \$1,020; average, \$900—			
Engineer.....	1 900	1 900	1 900
Fireman.....	3 780	3 780	2½ 780
Salary range, \$600 to \$780; average, \$690—			
Laborer.....	1 720	1 720	1 720
Salary range, \$420 to \$600; average, \$510—			
Laborers.....	3 576	3 576	3 576
Firemen.....	9 480	9½ 480	6½ 480
Janitress.....	1 480	1 480	1 480
Laborers.....	6 480	6 480	6½ 480
Upholsterer.....	1 480	1 480	1 480
Salary range, \$240 to \$420; average, \$330—			
Laborer.....	1 384	1 384	1 384
Laborers.....	5 336	5 336	5 336
Janitors.....	10 288	10 288	9½ 288
Total average number of employees.....	46	46	46½
Total salaries and wages, field service.....	23, 672. 00	23, 232. 00	24, 679. 00
Supplies and materials:			
0230 Fuel.....	54, 500. 00	54, 400. 00	56, 055. 46
0280 Sundry supplies.....	5, 000. 00	5, 000. 00	5, 483. 42
02 Total supplies and materials.....	59, 500. 00	59, 400. 00	61, 538. 88
10 Furnishing heat, light, power, water, and electricity (service).....	18, 000. 00	18, 000. 00	19, 079. 66
Equipment:			
3010 Furniture, furnishings and fixtures.....	500. 00	368. 00	581. 36
3050 Other equipment.....	328. 00	-----	None
30 Total equipment.....	828. 00	368. 00	581. 36
Total.....	102, 000. 00	101, 000. 00	105, 878. 90

Hospital [\$65,000] (same acts)-----

66, 500. 00

	Estimated expenditures, 1927 appropriation	Estimated expenditures, 1926 appropriation	Expended and obligated, 1925
Field service:			
Salaries and wages—	Average—	Average—	Average—
Salary range, \$2,400 to \$3,000; average, \$2,700—	No. Salary	No. Salary	No. Salary
Assistant surgeons.....	2 \$2, 740	2 \$2, 740	1 \$2, 740
Assistant surgeons.....	1 2, 520	1 2, 520	2½ 2, 520
Assistant surgeons.....	1 2, 400	1 2, 400	1½ 2, 400
Salary range, \$1,140 to \$1,500; average, \$1,320—			
Druggist.....	1 1, 320	1 1, 320	1 1, 320
Cook.....	1 1, 200	1 1, 200	1 1, 200
Chief nurse.....	1 1, 200	1 1, 200	1 1, 200
Salary range, \$780 to \$1,020; average, \$900—			
Consultant dental.....	1 960	1 960	½ 960
Trained nurses.....	9 960	9 960	9 960
Clerk.....	1 900	1 900	1 900
Hospital steward.....	1 840	1 840	1 840
Salary range, \$600 to \$780; average, \$690—			
Cook.....	1 720	1 720	1 720
Ward attendants.....	2 720	2 720	2 720
Driver.....	1 660	1 660	½ 660
Ward attendants.....	3 660	3 660	3½ 660
Salary range, \$420 to \$600; average, \$510—			
Hospital steward.....	1 576	1 576	1 576
Clerk.....	1 576	1 576	1 576
Headwaiter.....	1 576	1 576	1 576
Ward attendants.....	8 576	9 576	9 576
Consultants.....	2 480	2 480	½ 480
Cooks.....	2 480	2 480	2 480
Laborers.....	5 480	5 480	7½ 480
Undertaker.....	1 480	1 480	1 480
Waiters.....	3 480	3 480	3 480
Ward attendants.....	10 480	10 480	14½ 480
Salary range, \$240 to \$420; average, \$330—			
Dishwashers.....	3 384	3 384	3 384
Laborers.....	1 384	1 384	1 384
Funeral escort sergeant.....	1 336	1 336	1 336
Laborers.....	3 336	3 336	2½ 336
Driver.....	1 288	1 288	½ 288

Estimates of appropriations required for the service of the fiscal year ending June 30, 1927—Continued

General object (title of appropriation), date of acts, references to Statutes at Large, or to Revised Statutes, and estimated amount required for each detailed object				Total amount to be appropriated under each head of appropriation	Amount appropriated for the fiscal year ending June 30, 1926
<i>National Home for Disabled Volunteer Soldiers, Eastern Branch—Continued.</i>					
	Estimated expenditures, 1927 appropriation	Estimated expenditures, 1926 appropriation	Expended and obligated, 1925		
Field service—Continued.					
Salaries and wages—Continued.					
Salary range, \$240 to \$420, average, \$330—Con.	Average— No. Salary	Average— No. Salary	Average— No. Salary		
Funeral escort privates.....	4 \$288	4 \$288	5 1/2 \$288		
Laborers.....	19 288	17 288	16 1/2 288		
Reader.....	1 288	1 288	1 288		
Total average number of employees.....	93	92	96 3/4		
Total salaries and wages, field service.....	56,000.00	55,300.00	58,876.00		
The difference between 1927 and 1926 is due to increase in force, \$700.00					
Supplies and materials:					
0210 Medical and hospital supplies.....	7,704.00	6,600.00	8,802.70		
0260 Provisions.....		200.00	1,011.43		
0280 Sundry supplies.....	496.00	200.00	457.63		
02 Total supplies and materials.....	8,200.00	7,000.00	10,271.76		
22 Burial expenses.....	1,500.00	1,500.00	1,484.50		
07 Transportation of things (service).....	25.00		30.26		
Equipment:					
3010 Furniture, furnishings and fixtures.....	575.00	500.00	1,013.48		
3020 Educational, scientific, and recreational equipment.....	200.00	200.00	312.55		
3050 Other equipment.....		500.00	1,065.47		
30 Total equipment.....	775.00	1,200.00	2,391.50		
Total.....	66,800.00	65,000.00	73,054.02		
Transportation (acts Mar. 21, 1866, vol. 14, p. 10; Mar. 3, 1875, vol. 18, p. 360; Feb. 12, 1925, vol. 43, p. 932)				\$500.00	
	Estimated expenditures, 1927 appropriation	Estimated expenditures, 1926 appropriation	Expended and obligated, 1925		
06 Travel expenses.....	\$500.00	\$500.00	\$257.63		
Repairs [\$31,000] (same acts)				35,000.00	
	Estimated expenditures, 1927 appropriation	Estimated expenditures, 1926 appropriation	Expended and obligated, 1925		
Field service:					
Salaries and wages—	Average— No. Salary	Average— No. Salary	Average— No. Salary		
Salary range, \$2,400 to \$3,000; average, \$2,700—					
Mason.....	1 \$2,100	1 \$2,100	1 2,100		
Salary range, \$1,860 to \$2,400; average, \$2,100—					
Chief engineer.....	1 1,380	1 1,380	1 1,380		
Salary range, \$1,140 to \$1,500; average, \$1,320—					
Carpenter.....	1 1,380	1 1,380	1 1,380		
Painter.....	1 1,380	1 1,380	1 1,380		
Carpenters.....	2 1,260	2 1,260	1 1,260		
Painters.....	2 1,260	2 1,260	1 1,260		
Plumber.....	1 1,260	1 1,260	1 1,260		
Steamfitter.....	1 1,260	1 1,260	1 1,260		
Salary range, \$900 to \$1,140; average, \$1,020—					
Tinsmith.....	1 1,020	1 1,020	1 1,020		
Steamfitter.....	1 900	1 900	1 900		
Carpenter.....			1 900		
Salary range, \$420 to \$600; average, \$510—					
Laborers.....	2 576	2 576	2 576		
Laborers.....	5 480	4 480	4 1/2 480		
Carpenter.....			1 480		
Salary range, \$240 to \$420; average, \$330—					
Carpenters.....	2 384	2 384	1 384		
Laborers.....	6 384	6 384	8 1/2 384		
Painters.....	4 384	4 384	2 1/2 384		
Laborers.....	3 336	3 336	2 1/2 336		
Laborers.....	2 288	2 288	1 1/2 288		
Total average number of employees.....	35	34	35 1/4		
Total salaries and wages, field service.....	24,084.00	23,604.00	23,778.00		
Deduct expenditures for personal services included in objects named below	24,084.00	23,604.00	23,778.00		
02 Supplies and materials.....	10,000.00	7,000.00	12,021.78		
12 Repairs and alterations.....	25,000.00	24,000.00	18,879.71		
Total.....	35,000.00	31,000.00	30,901.49		

Estimates of appropriations required for the service of the fiscal year ending June 30, 1927—Continued

General object (title of appropriation), date of acts, references to Statutes at Large, or to Revised Statutes, and estimated amount required for each detailed object	Total amount to be appropriated under each head of appropriation	Amount appropriated for the fiscal year ending June 30, 1926
--	--	--

National Home for Disabled Volunteer Soldiers, Eastern Branch—Continued.
 Farm **[\$25,000]** (acts Mar. 21, 1866, vol. 14, p. 10; Mar. 3, 1875, vol. 18, p. 360; Feb. 12, 1925, vol. 43, p. 932)

\$26,000.00

	Estimated expenditures, 1927 appropriation	Estimated expenditures, 1926 appropriation	Expended and obligated, 1925
Field service:			
Salaries and wages—	<i>Average—</i>	<i>Average—</i>	<i>Average—</i>
Salary range, \$2,100 to \$2,700; average, \$2,400—	<i>No. Salary</i>	<i>No. Salary</i>	<i>No. Salary</i>
Teamster with two-horse team			$\frac{1}{2}$ \$2,520
Salary range, \$1,140 to \$1,500; average, \$1,320—			
Chief gardener	1 \$1,320	1 \$1,320	1 1,320
Farmer	1 1,320	1 1,320	1 1,320
Salary range, \$900 to \$1,140; average, \$1,020—			
Farm hand			$\frac{1}{2}$ 1,080
Salary range, \$780 to \$1,020; average, \$900—			
Herdsmen	1 840	1 840	1 840
Salary range, \$600 to \$780; average, \$690—			
Laborer	1 720	1 720	1 720
Superintendent cemetery	1 720	1 720	$\frac{2}{3}$ 720
Tree trimmer			$\frac{1}{2}$ 720
Salary range, \$420 to \$600; average, \$510—			
Laborers	6 576	6 576	6 576
Farm hand			$1\frac{1}{2}$ 480
Horseshoer	1 480	1 480	1 480
Laborers	6 480	4 480	$3\frac{1}{2}$ 480
Gardener			$\frac{1}{2}$ 480
Laborers	1 444	1 444	1 440
Salary range, \$240 to \$420; average, \$330—			
Gardener			$1\frac{1}{2}$ 384
Laborers	4 336	4 336	$3\frac{1}{2}$ 336
Harness maker	1 288	1 288	$\frac{1}{2}$ 288
Laborers	10 288	10 288	8 288
Total average number of employees	34	32	$33\frac{1}{2}$
Total salaries and wages, field service	16,092.00	15,732.00	18,514.00
Supplies and materials:			
0250 Forage and other supplies for animals	5,000.00	5,000.00	4,145.70
0280 Sundry supplies	4,308.00	4,268.00	2,889.15
Total supplies and materials	9,308.00	9,268.00	7,034.85
Total	26,000.00	25,000.00	25,548.85

In all, Eastern Branch

\$392,000.00

\$386,000.00

National Home for Disabled Volunteer Soldiers, Southern Branch—
 Southern Branch, Hampton, Virginia: Current expenses **[\$66,000]** (same acts)

65,000.00

	Estimated expenditures, 1927 appropriation	Estimated expenditures, 1926 appropriation	Expended and obligated, 1925
Field Service:			
Salaries and wages—	<i>Average—</i>	<i>Average—</i>	<i>Average—</i>
Salary range, \$3,300 to \$3,900; average, \$3,600—	<i>No. Salary</i>	<i>No. Salary</i>	<i>No. Salary</i>
Governor	1 \$3,600	1 \$3,600	$\frac{1}{2}$ \$3,600
Governor	1	1	$\frac{1}{2}$ 3,300
Surgeon	1 3,300	1 3,300	$\frac{1}{2}$ 3,300
Salary range, \$2,400 to \$3,000; average, \$2,700—			
Surgeon			$\frac{1}{2}$ 3,000
Treasurer	1 2,740	1 2,740	1 2,740
Quartermaster	1 2,640	1 2,640	1 2,640
Commissary of subsistence	1 2,400	1 2,400	1 2,400
Adjutant and inspector	1 2,400	1 2,400	1 2,400
Salary range, \$1,680 to \$2,040; average, \$1,860—			
Chief clerk, treasurer's office	1 1,920	1 1,920	1 1,920
Chief clerk, quartermaster's office	1 1,800	1 1,800	1 1,800
Clerk, governor's secretary	1 1,800	1 1,800	1 1,800
Chaplain	1 1,740	1 1,740	1 1,740
Musician, band leader	1 1,680	1 1,680	1 1,680
Salary range, \$1,140 to \$1,500; average, \$1,320—			
Clerks	2 1,440	2 1,440	2 1,440
Clerks	3 1,200	3 1,200	3 1,200
Salary range, \$900 to \$1,140; average, \$1,020—			
Chaplain	1 960	1 960	1 960
Quartermaster sergeant	1 960	1 960	1 960
Clerks	3 960	3 960	3 960
Salary range, \$780 to \$1,020; average, \$900—			
Printer	1 840	1 840	1 840
Musicians	3 840	3 840	3 840
Musicians	4 780	4 780	$3\frac{1}{2}$ 780
Sergeant major	1 780	1 780	1 780
Salary range, \$600 to \$780; average, \$690—			
Musicians	2 720	2 720	4 720
Guard sergeant	1 720	1 720	1 720
Librarian			1 720

Estimates of appropriations required for the service of the fiscal year ending June 30, 1927—Continued

General object (title of appropriation), date of acts, references to Statutes at Large, or to Revised Statutes, and estimated amount required for each detailed object				Total amount to be appropriated under each head of appropriation	Amount appropriated for the fiscal year ending June 30, 1926
<i>National Home for Disabled Volunteer Soldiers, Southern Branch—Continued</i>					
	Estimated expenditures, 1927 appropriation	Estimated expenditures, 1926 appropriation	Expended and obligated, 1925		
Field service—Continued					
Salaries and wages—Continued					
Salary range, \$420 to \$800; average \$510—	Average— No. Salary	Average— No. Salary	Average— No. Salary		
Company commanders.....	2 \$576	2 \$576	2 \$576		
Clerk.....	2 576	2 576	1½ 576		
Company commanders.....	7 480	7 480	7 480		
Clerk.....	2 480	2 480	2 480		
Messenger.....	1 480	1 480	1 480		
Telephone operator.....	3 480	3 480	2½ 480		
Librarian.....			1 480		
Salary range, \$240 to \$420; average \$330—					
Bugler.....	1 384	1 384	1 384		
Company sergeants.....	9 336	9 336	8½ 336		
Watchman.....	1 336	1 336	1 336		
Guard privates.....	2 288	6 288	5½ 288		
Janitors.....	4 288	4 288	7 288		
Total average number of employees.....	67	71	77½		
01 Total salaries and wages, field service.....	61,248.00	62,248.00	64,875.00		
Supplies and materials:					
0200 Stationery and office supplies.....	800.00	800.00	700.58		
0280 Sundry supplies.....	759.16	759.16	432.15		
02 Total supplies and materials.....	1,459.16	1,459.16	1,132.73		
Communication service:					
0500 Telegraph service.....	100.00	100.00	96.17		
0510 Telephone service.....	240.00	240.00	921.46		
05 Total communication service.....	340.00	340.00	1,017.63		
06 Travel expenses.....	150.00	150.00	72.52		
08 Printing and binding.....	50.00	50.00	24.50		
09 Advertising and publication of notices (service).....	70.00	70.00	62.23		
13 Special and miscellaneous current expenses.....	142.84	142.84	142.84		
30 Equipment.....	1,440.00	1,440.00	1,106.41		
Total.....	65,000.00	66,000.00	68,434.14		
Subsistence (acts Mar. 21, 1866, vol. 14, p. 10; Mar. 3, 1875, vol. 18, p. 360; Feb. 12, 1925, vol. 43, p. 932).....				\$250,000.00	
	Estimated expenditures, 1927 appropriation	Estimated expenditures, 1926 appropriation	Expended and obligated, 1925		
Field service:					
Salaries and wages—	Average— No. Salary	Average— No. Salary	Average— No. Salary		
Salary range, \$1,140 to \$1,500; average, \$1,320—					
Cook.....	1 \$1,440	1 \$1,440	1 \$1,440		
Cook.....	1 1,200	1 1,200	1 1,200		
Baker.....	1 1,200	1 1,200	1 1,200		
Salary range, \$1,020 to \$1,260; average, \$1,140—					
Clerk.....	1 1,080	1 1,080	1 1,080		
Salary range, \$780 to \$1,020; average, \$900—					
Cook.....	1 840	1 840	1 840		
Salary range, \$600 to \$780; average, \$690—					
Baker.....	1 720	1 720	1 720		
Cook.....	1 720	1 720	1 720		
Cooks.....	2 660	2 660	2 660		
Commissary sergeant.....	1 660	1 660	1 660		
Headwaiter.....	1 660	1 660	1 660		
Salary range, \$420 to \$800; average, \$510—					
Clerk.....	1 576	1 576	1 576		
Cooks.....	2 576	2 576	2 576		
Headwaiter.....	1 576	1 576	1 576		
Laborers.....	3 576	3 576	3 576		
Laborers.....	6 480	6 480	5 480		
Meat cutter.....	1 480	1 480	1 480		
Waiters.....	30 480	30 480	30 480		
Salary range, \$240 to \$420; average, \$330—					
Laborers.....	13 384	13 384	14½ 384		
Laborers.....	2 336	2 336	2 336		
Laborers.....	16 288	16 288	15½ 288		
Total average number of employees.....	86	86	86½		
01 Total salaries and wages, field service.....	42,320.00	42,320.00	42,041.99		
Supplies and materials:					
0260 Provisions.....	199,000.00	199,000.00	197,784.86		
0280 Sundry supplies.....	2,500.00	2,500.00	2,408.25		
02 Total supplies and materials.....	201,500.00	201,500.00	200,193.11		
Equipment:					
3010 Furniture, furnishings, and fixtures.....	3,000.00	3,000.00	2,864.12		
3060 Other equipment.....	3,180.00	3,180.00	3,201.06		
30 Total equipment.....	6,180.00	6,180.00	6,065.18		
Total.....	250,000.00	250,000.00	248,298.28		

Estimates of appropriations required for the service of the fiscal year ending June 30, 1927—Continued

General object (title of appropriation), date of acts, references to Statutes at Large, or to Revised Statutes, and estimated amount required for each detailed object				Total amount to be appropriated under each head of appropriation	Amount appropriated for the fiscal year ending June 30, 1926
National Home for Disabled Volunteer Soldiers, Southern Branch—Continued. Household (<i>acts Mar. 21, 1866, vol. 14, p. 10; Mar. 3, 1875, vol. 18, p. 360; Feb. 12, 1925, vol. 43, p. 932</i>)				\$127, 000. 00	
	Estimated expenditures, 1927 appropriation	Estimated expenditures, 1926 appropriation	Expended and obligated, 1925		
Field service:					
Salaries and wages—	<i>Average—</i>	<i>Average—</i>	<i>Average—</i>		
Salary range, \$1,140 to \$1,500; average, \$1,320—	No. Salary	No. Salary	No. Salary		
Engineer.....	1 \$1,500	1 \$1,500	1 \$1,500		
Engineer.....	3 1,380	3 1,380	3 1,380		
Salary range, \$780 to \$1,020; average, \$900—					
Engineer.....	1 1,020	1 1,020	1 1,020		
Firemen.....	6 1,020	6 1,020	6 1,020		
Laundry foreman.....	1 960	1 960	1 960		
Laborers.....	3 840	3 840	3 840		
Salary range, \$600 to \$780; average, \$690—					
Laborers.....	2 660	2 660	2 660		
Salary range, \$420 to \$600; average, \$510—					
Engineers.....	3 576	3 576	3 576		
Laborers.....	12 480	12 480	12 480		
Upholsterer.....	1 480	1 480	1 480		
Salary range, \$240 to \$420; average, \$330—					
Laborers.....	5 336	5 336	4 336		
Janitors.....	6 288	6 288	5 288		
Laborers.....	5 288	5 288	4 288		
Total average number of employees.....	49	49	48 1/2		
Total salaries and wages, field service.....	30,396.00	30,396.00	30,083.63		
Supplies and materials:					
0230 Fuel.....	67,000.00	66,000.00	72,314.17		
0280 Sundry supplies.....	9,000.00	9,000.00	8,884.82		
02 Total supplies and materials.....	76,000.00	75,000.00	81,198.99		
10 Furnishing heat, light, power, water, electricity (service).....	16,000.00	16,000.00	15,790.97		
Equipment:					
3010 Furniture, furnishings, and fixtures.....	4,000.00	5,000.00	7,493.18		
3050 Other equipment.....	604.00	604.00	548.96		
30 Total equipment.....	4,604.00	5,604.00	8,042.14		
Total.....	127,000.00	127,000.00	135,115.73		

Hospital (*same acts*)

155, 000. 00

	Estimated expenditures, 1927 appropriation	Estimated expenditures, 1926 appropriation	Expended and obligated, 1925		
Field service:					
Salaries and wages—	<i>Average—</i>	<i>Average—</i>	<i>Average—</i>		
Salary range, \$2,400 to \$3,000; average, \$2,700—	No. Salary	No. Salary	No. Salary		
Assistant surgeons.....	2 \$3,000	2 \$3,000	1 \$3,000		
Assistant surgeons.....	2 2,740	2 2,740	2 2,740		
Assistant surgeons.....	2 2,520	2 2,520	2 2,520		
Assistant surgeons.....	2 2,400	1 2,400	1 2,400		
Salary range, \$1,140 to \$1,500; average, \$1,320—					
Chief nurse.....	1 1,440	1 1,440	1 1,440		
Occupational therapy aid.....	1 1,320	1 1,320	1 1,320		
Executive clerk.....	1 1,200	1 1,200	1 1,200		
Cook.....	1 1,200	1 1,200	1 1,200		
Dietitian.....	1 1,200	1 1,200	1 1,200		
Druggist.....	1 1,200	1 1,200	1 1,200		
Trained nurses.....	2 1,200	2 1,200	1 1,200		
Technician.....	1 1,200	1 1,200	1 1,200		
Salary range, \$900 to \$1,140; average, \$1,020—					
Trained nurses.....	10 1,080	10 1,080	1 960		
Consultant.....	1 960	1 960	2 960		
Clerks.....	2 960	2 960	1 960		
Druggist.....	1 960	1 960	1 960		
Trained nurses.....	12 960	12 960	20 960		
Technicians.....	2 960	2 960	1 960		
Hospital steward.....	1 900	1 900	1 900		
Salary range, \$780 to \$1,120; average, \$900—					
Consultant.....	1 840	1 840	1 840		
Cook.....	1 840	1 840	1 840		
Salary range, \$600 to \$780; average, \$690—					
Hospital stewards.....	2 720	2 720	1 720		
Clerks.....	2 720	2 720	1 720		
Technician.....	1 720	1 720	1 720		
Ward attendants.....	2 720	2 720	2 720		
Physiotherapy aid.....	1 720	1 720	1 720		
Driver.....	1 660	1 660	1 660		
Ward attendants.....	16 660	16 660	18 660		
Salary range, \$420 to \$600; average, \$510—					
Cooks.....	3 576	3 576	3 576		
Head waiter.....	1 576	1 576	1 576		
Laborers.....	2 576	2 576	1 576		
Ward attendants.....	21 576	21 576	22 576		
Cook.....	1 480	1 480	1 480		
Laborers.....	4 480	4 480	2 480		
Waiters.....	6 480	6 480	6 480		
Ward attendants.....	26 480	26 480	24 480		

Estimates of appropriations required for the service of the fiscal year ending June 30, 1927—Continued

General object (title of appropriation), date of acts, references to Statutes at Large, or to Revised Statutes, and estimated amount required for each detailed object				Total amount to be appropriated under each head of appropriation	Amount appropriated for the fiscal year ending June 30, 1926
National Home for Disabled Volunteer Soldiers, Southern Branch—Continued.					
	Estimated expenditures, 1927 appropriation	Estimated expenditures, 1926 appropriation	Expended and obligated, 1925		
Field service—Continued.					
Salaries and wages—Continued.					
Salary range, \$240 to \$420; average, \$330—	Average—	Average—	Average—		
	No. Salary	No. Salary	No. Salary		
Laborers.....	25 \$384	25 \$384	25 1/2 \$384		
Seamstress.....	1 384	1 384	1 384		
Undertaker.....	1 384	1 384	1 384		
Funeral escort sergeant.....	1 336	1 336	1 336		
Laborers.....	12 336	12 336	15 3/4 336		
Funeral escort privates.....	8 288	8 288	7 1/4 288		
Reader.....	1 288	1 288	1 288		
Total average number of employees.....	186	186	185 1/4		
01 Total salaries and wages, field service.....	130,812.00	130,837.00	125,447.94		
The difference between 1927 and 1926 is due to decrease in salary, \$25.					
Supplies and materials:					
0210 Medical and hospital supplies.....	6,000.00	6,000.00	5,919.19		
0220 Scientific and educational supplies.....	168.00	168.00	85.45		
0260 Provisions.....			3,011.79		
0280 Sundry supplies.....	11,000.00	11,000.00	11,177.49		
02 Total supplies and materials.....	17,168.00	17,168.00	20,193.92		
Equipment:					
3010 Furniture, furnishings, and fixtures.....	1,020.00	995.00	1,534.97		
3050 Other equipment.....	6,000.00	6,000.00	7,131.04		
30 Total equipment.....	7,020.00	6,995.00	8,666.01		
Total.....	155,000.00	155,000.00	154,307.87		
Transportation (acts Mar. 21, 1866, vol. 14, p. 10; Mar. 3, 1875, vol. 18, p. 360; Feb. 12, 1925, vol. 43, p. 932)				\$1,000.00	
	Estimated expenditures, 1927 appropriation	Estimated expenditures, 1926 appropriation	Expended and obligated, 1925		
06 Travel expenses.....	\$1,000.00	\$1,000.00	\$995.11		
Repairs (same acts)				50,000.00	
	Estimated expenditures, 1927 appropriation	Estimated expenditures, 1926 appropriation	Expended and obligated, 1925		
Field service:					
Salaries and wages—	Average—	Average—	Average—		
	No. Salary	No. Salary	No. Salary		
Salary range, \$1,860 to \$2,500; average, \$2,100—					
Chief engineer.....	1 \$2,220	1 \$2,220	1 \$2,220		
Salary range, \$1,140 to \$1,500; average, \$1,320—					
Carpenter.....	1 1,380	1 1,380	1 1,380		
Electrical worker.....	1 1,380	1 1,380	1 1,380		
Painter.....	1 1,380	1 1,380	1 1,380		
Steam fitters.....	2 1,380	2 1,380	2 1,380		
Carpenter.....	1 1,260	1 1,260	1 1,260		
Machinist.....	1 1,260	1 1,260	1 1,260		
Painters.....	2 1,260	2 1,260	2 1,260		
Plumber.....	1 1,260	1 1,260	2 1,260		
Tinsmith.....	1 1,140	1 1,140	1 1,140		
Salary range, \$900 to \$1,140; average, \$1,020—					
Electrical worker.....	1 960	1 960			
Salary range, \$600 to \$780; average, \$690—					
Laborers.....	2 660	2 660	2 1/2 660		
Mason.....	1 660	1 660	1 660		
Salary range, \$420 to \$600; average, \$510—					
Laborers.....	2 480	2 480	2 480		
Salary range, \$240 to \$420; average, \$330—					
Carpenters.....	3 384	3 384	2 1/2 384		
Laborers.....	1 384	1 384	1 384		
Painters.....	3 384	3 384	2 1/2 384		
Laborers.....	2 288	2 288	2 1/2 288		
01 Total average number of employees.....	27	27	28 1/4		
Total salaries and wages, field service.....	24,212.00	24,212.00	24,704.56		
Deduct expenditures for personal services included in objects named below					
	24,212.00	24,212.00	24,704.56		
02 Supplies and materials.....	18,000.00	18,000.00	21,268.31		
12 Repairs and alterations.....	30,500.00	30,500.00	31,410.18		
30 Equipment.....	1,500.00	1,500.00	2,168.52		
Total.....	50,000.00	50,000.00	54,847.01		

Estimates of appropriations required for the service of the fiscal year ending June 30, 1927—Continued

General object (title of appropriation), date of acts, references to Statutes at Large, or to Revised Statutes, and estimated amount required for each detailed object				Total amount to be appropriated under each head of appropriation	Amount appropriated for the fiscal year ending June 30, 1926
National Home for Disabled Volunteer Soldiers, Southern Branch—Continued. Farm (acts Mar. 21, 1866, vol. 14, p. 10; Mar. 3, 1876, vol. 18, p. 360; Feb. 12, 1925, vol. 43, p. 932)				\$15,000.00	
	Estimated expenditures, 1927 appropriation	Estimated expenditures, 1926 appropriation	Expended and obligated, 1925		
Field service:					
Salaries and wages—	Average—	Average—	Average—		
Salary range, \$1,320 to \$1,680; average, \$1,500—	No. Salary	No. Salary	No. Salary		
Chief gardener	1 1,680	1 1,680	1 1,680		
Salary range, \$600 to \$780; average, \$690—					
Truck driver	1 660	1 660	1 660		
Salary range, \$420 to \$600; average, \$510—					
Laborers	4 576	4 576	3 1/2 576		
Horseshoer	1 480	1 480	1 480		
Laborers	4 444	4 444	3 1/2 444		
Salary range, \$240 to \$420; average, \$330—					
Laborers	2 336	2 336	1 1/2 336		
Laborers	9 288	9 288	13 1/2 288		
Total average number of employees	22	22	25 1/2		
Total salaries and wages, field service	10,164.00	10,164.00	10,938.69		
Supplies and materials:					
0230 Fuel	2,000.00	2,000.00	1,619.45		
0250 Forage and other supplies for animals	900.00	900.00	956.88		
0280 Sundry supplies	1,036.00	1,036.00	1,146.85		
02 Total supplies and materials	3,936.00	3,936.00	3,723.18		
Equipment:					
3040 Livestock	400.00	400.00	364.00		
3050 Other equipment	500.00	500.00	637.45		
20 Total equipment	900.00	900.00	1,001.45		
Total	15,000.00	15,000.00	15,663.32		
In all, Southern Branch				\$663,000.00	\$664,000.00
National Home for Disabled Volunteer Soldiers, Western Branch— Western Branch, Leavenworth, Kansas: Current expenses [\$71,800] (same acts)				68,000.00	
	Estimated expenditures, 1927 appropriation	Estimated expenditures, 1926 appropriation	Expended and obligated, 1925		
Field service:					
Salaries and wages—	Average—	Average—	Average—		
Salary range, \$2,700 to \$3,300; average, \$3,000—	No. Salary	No. Salary	No. Salary		
Governor	1 3,000	1 3,000	1 3,300		
Surgeon	1 2,740	1 2,740	1 3,000		
Treasurer	1 2,740	1 2,740	1 2,740		
Salary range, \$2,400 to \$3,000; average, \$2,700—					
Quartermaster	1 2,640	1 2,640	1 2,640		
Commissary of subsistence	1 2,400	1 2,400	1 2,400		
Adjutant and inspector	1 2,400	1 2,400	1 2,400		
Salary range, \$1,860 to \$2,040; average, \$1,950—					
Chief clerk, treasurer	1 1,920	1 1,920	1 1,920		
Salary range, \$1,680 to \$2,040; average, \$1,860—					
Chief clerks, governor and quartermaster	2 1,800	2 1,800	2 1,800		
Chaplains	2 1,740	2 1,740	2 1,740		
Chief musician	1 1,680	1 1,680	1 1,680		
Salary range, \$1,500 to \$1,860; average, \$1,680—					
Contract clerk	1 1,560	1 1,560	1 1,560		
Salary range, \$1,320 to \$1,680; average, \$1,500—					
Clerks, pension and property	2 1,320	2 1,320	2 1,320		
Salary range, \$1,020 to \$1,260; average, \$1,140—					
Clerk	1 1,080	1 1,080	1 1,080		
Salary range, \$900 to \$1,140; average, \$1,020—					
Quartermaster sergeant	1 960	1 960	1 960		
Clerks	2 960	2 960	2 960		
Salary range, \$780 to \$1,020; average, \$900—					
Clerks	2 840	2 840	2 840		
Musicians	3 1/2 840	3 1/2 840	3 1/2 840		
Printer	1 840	1 840	1 840		
Sergeant major	1 780	1 780	1 780		
Musicians	3 1/2 780	3 1/2 780	3 1/2 780		
Salary range, \$600 to \$780; average, \$690—					
Clerks	2 720	2 720	1 1/2 720		
Custodian of library	1 720	1 720	1 720		
Musicians	2 1/2 720	2 1/2 720	4 1/2 720		
Salary range, \$420 to \$600; average, \$510—					
Company commanders	3 576	3 576	3 576		
Clerks	2 576	2 576	2 576		
Company commanders	9 480	9 480	9 480		
Guard sergeant	1 480	1 480	1 480		
Clerk	1 480	1 480	1 480		
Telephone operators	3 480	3 480	3 1/2 480		
Messenger	1 480	1 480	1 480		

Estimates of appropriations required for the service of the fiscal year ending June 30, 1927—Continued

General object (title of appropriation), date of acts, references to Statutes at Large, or to Revised Statutes, and estimated amount required for each detailed object

Total amount to be appropriated under each head of appropriation

Amount appropriated for the fiscal year ending June 30, 1926

National Home for Disabled Volunteer Soldiers, Western Branch—Continued.

	Estimated expenditures, 1927 appropriation		Estimated expenditures, 1926 appropriation		Expended and obligated, 1925
Field service—Continued.	<i>Average—</i>		<i>Average—</i>		<i>Average—</i>
Salaries and wages—Continued.	<i>No.</i>	<i>Salary</i>	<i>No.</i>	<i>Salary</i>	<i>Salary</i>
Salary range, \$240 to \$420; average, \$330—					
Librarian.....	1	\$384	1	\$384	384
Bugler.....	12	336	12	336	336
Company sergeants.....	1	336	1	336	336
Laborer.....	1	336	1	336	336
Guard sergeants.....	7	288	7	288	288
Guard privates.....	2	288	2	288	288
Janitors.....	1	288	1	288	288
Laborer.....	1	288	1	288	288
Total average number of employees.....	78		78		92 $\frac{1}{2}$
Total salaries and wages, field service.....		62,339.00		62,339.00	70,047.00
Stationery and office supplies.....		1,500.00		1,500.00	1,229.91
Communication service:					
0500 Telegraph service.....		70.00		70.00	69.92
0510 Telephone service.....		480.00		480.00	481.55
05 Total communication service.....		550.00		550.00	551.47
Travel expenses:					
0615 Transportation.....		500.00		500.00	194.54
0616 Subsistence.....		15.00		15.00	4.50
06 Total travel expenses.....		515.00		515.00	199.04
08 Printing and binding.....		1.00		1.00	—
09 Advertising and publication of notices (services).....		60.00		60.00	57.90
13 Special and miscellaneous current expenses.....		1,300.00		1,300.00	314.88
Equipment:					
3010 Furniture, furnishings, and fixtures.....		800.00		800.00	424.10
3050 Other equipment.....		935.00		935.00	602.83
30 Total equipment.....		1,735.00		1,735.00	1,026.93
Total.....		68,000.00		68,000.00	73,427.13

Subsistence **[\$230,000]** (acts Mar. 21, 1866, vol. 14, p. 10; Mar. 3, 1875, vol. 18, p. 360; Feb. 12, 1925, vol. 43, p. 932).....

\$225,000.00

	Estimated expenditures, 1927 appropriation		Estimated expenditures, 1926 appropriation		Expended and obligated, 1925
Field service:	<i>Average—</i>		<i>Average—</i>		<i>Average—</i>
Salaries and wages—	<i>No.</i>	<i>Salary</i>	<i>No.</i>	<i>Salary</i>	<i>Salary</i>
Salary range, \$1,140 to \$1,500; average, \$1,320—					
Cook.....	1	\$1,320	1	\$1,320	1,320
Baker.....	1	1,200	1	1,200	1,200
Salary range, \$900 to \$1,140; average, \$1,020—					
Clerk.....	1	1,080	1	1,080	1,080
Cook.....	1	960	1	960	960
Baker.....	1	960	1	960	960
Salary range, \$780 to \$1,020; average, \$900—					
Meat cutter.....	1	840	1	840	840
Cook.....	1	840	1	840	840
Baker.....	1	840	1	840	840
Salary range, \$600 to \$780; average, \$690—					
Commissary sergeant.....			1	660	660
Head waiter.....	1	660	1	660	660
Cooks.....	3	660	3	660	660
Salary range, \$420 to \$600; average, \$510—					
Clerk.....	1	576	1	576	576
Head waiter.....	1	576	1	576	576
Laborer.....	1	480	2	480	480
Waiters.....	33 $\frac{1}{2}$	480	38	480	480
Salary range, \$240 to \$384; average, \$330—					
Waiter.....	1	384	1	384	384
Laborers.....	3	384	4	384	384
Laborers.....	24	336	26	336	336
Total average number of employees.....	74 $\frac{1}{2}$		86		81 $\frac{1}{2}$
Total salaries and wages, field service.....		37,336		40,908	40,156
Supplies:					
0240 Wearing apparel.....		500.00		500.00	492.50
0260 Provisions.....		178,564.00		179,992.00	173,462.65
0280 Sundry supplies.....		3,000.00		3,000.00	2,960.36
02 Total supplies.....		182,064.00		183,492.00	176,915.51
Equipment:					
3010 Furniture, furnishings, and fixtures.....		4,600.00		4,600.00	4,621.04
3050 Other equipment.....		1,000.00		1,000.00	1,025.26
30 Total equipment.....		5,600.00		5,600.00	5,646.30
Total.....		225,000.00		230,000.00	222,717.81

Estimates of appropriations required for the service of the fiscal year ending June 30, 1927—Continued

General object (title of appropriation), date of acts, references to Statutes at Large, or to Revised Statutes, and estimated amount required for each detailed object				Total amount to be appropriated under each head of appropriation	Amount appropriated for the fiscal year ending June 30, 1926
National Home for Disabled Volunteer Soldiers, Western Branch—Continued. Household (acts Mar. 21, 1866, vol. 14, p. 10; Mar. 3, 1875, vol. 18, p. 360; Feb. 12, 1925, vol. 43, p. 932)				\$140,000.00	
	Estimated expenditures, 1927 appropriation	Estimated expenditures, 1926 appropriation	Expended and obligated, 1925		
Field service:					
Salaries and wages—	Average—	Average—	Average—		
Salary range \$1,320 to \$1,680; average, \$1,500—	No. Salary	No. Salary	No. Salary		
Engineer.....	1 \$1,620	1 \$1,620	1 \$1,620		
Engineers.....	3 1,320	3 1,320	3 1,320		
Salary range \$900 to \$1,140; average, \$1,020—					
Firemen.....	3 1,020	3 1,020	3 1,020		
Salary range \$780 to \$1,020; average, \$900—					
Laundry foreman.....	1 840	1 840	1 840		
Laborer.....	1 840	1 840	1 840		
Firemen.....	2 780	2 780	1½ 780		
Salary range \$600 to \$780; average, \$690—					
Laborer.....	1 660	1 660	1 660		
Salary range \$420 to \$600; average, \$510—					
Laborers.....	9 480	9 480	10½ 480		
Janitor.....	1 480	1 480	1 480		
Salary range \$240 to \$420; average, \$330—					
Upholsterer.....	1 384	1 384	1 384		
Laborers.....	5 336	5 336	4½ 336		
Janitors.....	41 288	41 288	41 288		
Total average number of employees.....	69	66	70½		
01 Total salaries and wages, field service.....	31,212	31,212	31,829		
Supplies and materials:					
0230 Fuel.....	68,088.00	68,088.00	77,569.75		
0280 Sundry supplies.....	4,000.00	4,000.00	7,019.91		
02 Total supplies and materials.....	72,088.00	72,088.00	84,589.66		
10 Furnishing of heat, etc.....	30,000.00	30,000.00	20,527.23		
Equipment:					
3010 Furniture, furnishings, and fixtures.....	5,000.00	5,000.00	5,546.17		
3050 Other equipment.....	1,700.00	1,700.00	1,705.08		
30 Total equipment.....	6,700.00	6,700.00	7,251.25		
Total.....	140,000.00	140,000.00	144,197.14		
Hospital [\$140,000] (same acts).....				146,100.00	

	Estimated expenditures, 1927 appropriation	Estimated expenditures, 1926 appropriation	Expended and obligated, 1925
Field service:			
Salaries and wages—	Average—	Average—	Average—
Salary range, \$2,700 to \$3,300; average, \$3,000—	No. Salary	No. Salary	No. Salary
Assistant surgeon.....	1 \$2,880	1 \$2,880	1½ \$2,880
Assistant surgeon.....	1 2,740	1 2,740	1 2,740
Salary range, \$2,400 to \$3,000; average, \$2,700—			
Assistant surgeons.....	4 2,520	4 2,520	3½ 2,520
Assistant surgeons.....	2 2,400	2 2,400	1½ 2,400
Salary range, \$1,140 to \$1,500; average, \$1,320—			
Executive clerk.....	1 1,440	1 1,440	1 1,440
Chief nurse.....	1 1,440	1 1,440	1½ 1,440
Occupational therapy aid.....	1 1,320	1 1,320	
Salary range, \$900 to \$1,140; average, \$1,020—			
Technician.....	1 1,200	1 1,200	1 1,200
Dietician.....	1 1,200	1 1,200	1 1,200
Druggist.....	1 1,200	1 1,200	1 1,200
Cook.....	1 1,200	1 1,200	1 1,200
Clerks.....	2 1,080	2 1,080	2 1,080
Dentist assistant.....	1 960	1 960	1 960
Clerk.....	1 960	1 960	1 960
Nurses, trained.....	23 960	23 960	22½ 960
Salary range, \$780 to \$1,020; average, \$900—			
Technician.....	1 840	1 840	1½ 840
Hospital steward.....	1 840	1 840	1 840
Cook.....	1 840	1 840	1½ 840
Salary range, \$600 to \$780; average, \$690—			
Nurse.....	1 720	1 720	1 720
Cooks.....	2 720	2 720	2 720
Hospital steward.....	1 660	1 660	1 660
Cook.....	1 660	1 660	1 660
Ward attendants.....	17 660	17 660	16½ 660
Driver.....	1 660	1 660	1 660
Salary range, \$420 to \$600; average, \$510—			
Consultant.....	1 600	1 600	1 600
Hospital stewards.....	2 576	2 576	1½ 576
Cooks.....	4 576	4 576	3½ 576
Driver.....	1 576	1 576	1 576
Head waiter.....	1 576	1 576	1 576
Laborers.....	2 576	2 576	2 576
Ward attendants.....	30 576	30 576	29½ 576

Estimates of appropriations required for the service of the fiscal year ending June 30, 1927—Continued

General object (title of appropriation), date of acts, references to Statutes at Large, or to Revised Statutes, and estimated amount required for each detailed object						Total amount to be appropriated under each head of appropriation	Amount appropriated for the fiscal year ending June 30, 1926
<i>National Home for Disabled Volunteer Soldiers, Western Branch—Continued.</i>							
		Estimated expenditures, 1927 appropriation	Estimated expenditures, 1926 appropriation	Expended and obligated, 1925			
Field service—Continued.							
Salaries and wages—Continued.							
Salary range, \$420 to \$600; average, \$510—Contd.							
Cooks.....	Average— No. Salary	Average— No. Salary	Average— No. Salary	Average— No. Salary			
Druggist assistant.....	2 \$480	2 \$480	2 \$480	2 \$480			
Laborers.....	1 480	1 480	1 480	1 480			
Waiters.....	15 480	15 480	14 1/2 480	14 1/2 480			
Ward attendants.....	13 480	13 480	12 1/2 480	12 1/2 480			
Salary range, \$240 to \$420; average, \$330—							
Laborers.....	6 480	6 480	5 1/2 480	5 1/2 480			
Undertaker.....	5 384	5 384	4 1/2 384	4 1/2 384			
Sergeant, funeral escort.....	1 384	1 384	1 384	1 384			
Privates, funeral escort.....	1 336	1 336	1 336	1 336			
Laborers.....	6 288	6 288	8 288	8 288			
Reader.....	33 288	33 288	33 1/2 288	33 1/2 288			
	1 288	1 288	2 288	2 288			
Total average number of employees.....	193	193	190 1/2	190 1/2			
01 Total salaries and wages, field service.....	129,100	129,100	125,039	125,039			
Supplies and materials:							
0210 Medical and hospital supplies.....	14,880.00	8,780.00	13,638.88	13,638.88			
0220 Scientific and educational supplies.....	100.00	100.00	120.02	120.02			
0260 Provisions.....			1,170.53	1,170.53			
0280 Sundry supplies.....	600.00	600.00	1,782.28	1,782.28			
02 Total supplies.....	15,580.00	9,480.00	16,711.71	16,711.71			
Equipment:							
3010 Furniture, furnishings, and fixtures.....	600.00	600.00	1,596.50	1,596.50			
3050 Other equipment.....	820.00	820.00	5,163.40	5,163.40			
30 Total equipment.....	1,420.00	1,420.00	6,759.90	6,759.90			
Total.....	146,100.00	140,000.00	148,510.61	148,510.61			
Transportation (acts Mar. 21, 1866, vol. 14, p. 10; Mar. 3, 1875, vol. 18, p. 360; Feb. 12, 1925, vol. 43, p. 932).....						\$500.00	
		Estimated expenditures, 1927 appropriation	Estimated expenditures, 1926 appropriation	Expended and obligated, 1925			
06 Travel expenses.....	\$500.00	\$500.00	\$514.68	\$514.68			
Repairs [\$50,500] (same acts).....						51,000.00	
		Estimated expenditures, 1927 appropriation	Estimated expenditures, 1926 appropriation	Expended and obligated, 1925			
Field service:							
Salaries and wages—							
Salary range, \$2,100 to \$2,700; average, \$2,400—							
Chief engineer.....	Average— No. Salary	Average— No. Salary	Average— No. Salary	Average— No. Salary			
Salary range, \$1,140 to \$1,500; average, \$1,020—	1 \$2,400	1 \$2,400	1 \$2,400	1 \$2,400			
Carpenter.....	1 1,380	1 1,380	1 1,380	1 1,380			
Electrical worker.....	1 1,380	1 1,380	1 1,380	1 1,380			
Painter.....	1 1,380	1 1,380	1 1,380	1 1,380			
Plumbers.....	2 1,380	2 1,380	2 1,380	2 1,380			
Steam fitters.....	2 1,380	2 1,380	2 1,380	2 1,380			
Tinsmith.....	1 1,380	1 1,380	1 1,380	1 1,380			
Carpenter.....	1 1,260	1 1,260	1 1,260	1 1,260			
Painters.....	2 1,260	2 1,260	2 1/2 1,260	2 1/2 1,260			
Salary range, \$780 to \$1,020; average, \$900—							
Laborer.....	1 960	1 960	1 960	1 960			
Laborers.....	1 900	1 900	1 1/2 900	1 1/2 900			
Mason.....	1 900	1 900	1 900	1 900			
Electrical worker.....	1 900	1 900	1 900	1 900			
Salary range, \$420 to \$600; average, \$510—							
Blacksmith.....	1 480	1 480	1 480	1 480			
Carpenters.....	4 480	4 480	3 1/2 480	3 1/2 480			
Laborers.....	7 480	7 480	6 480	6 480			
Salary range, \$240 to \$420; average, \$330—							
Painters.....	3 384	3 384	2 1/2 384	2 1/2 384			
Laborers.....	2 384	2 384	2 384	2 384			
Laborers.....	7 288	7 288	6 1/2 288	6 1/2 288			
Total average number of employees.....	39	39	37 1/2	37 1/2			
01 Total salaries and wages, field service.....	29,676	29,676	30,919	30,919			
Deduct expenditures for personal services included in objects named below.....	29,676	29,676	30,919	30,919			
02 Supplies and materials.....	22,895.33	22,645.33	22,364.73	22,364.73			
12 Repairs and alterations.....	28,104.67	27,854.67	30,574.67	30,574.67			
Total.....	51,000.00	50,500.00	55,939.40	55,939.40			

Estimates of appropriations required for the service of the fiscal year ending June 30, 1927—Continued

General object (title of appropriation), date of acts, references to Statutes at Large, or to Revised Statutes, and estimated amount required for each detailed object				Total amount to be appropriated under each head of appropriation	Amount appropriated for the fiscal year ending June 30, 1926
National Home for Disabled Volunteer Soldiers, Western Branch—Continued. Farm ["\$26,200"] (acts Mar. 21, 1866, vol. 14, p. 10; Mar. 3, 1875, vol. 18, p. 360; Feb. 12, 1925, vol. 43, p. 932) -----				\$25, 200. 00	
	Estimated expenditures, 1927 appropriation	Estimated expenditures, 1926 appropriation	Expended and obligated, 1925		
Field service:					
Salaries and wages—	<i>Average—</i>	<i>Average—</i>	<i>Average—</i>		
Salary range, \$1,320 to \$1,680; average, \$1,500—	No. Salary	No. Salary	No. Salary		
Chief gardener.....	1 \$1,560	1 \$1,560	1 \$1,560		
Farmer.....	1 1,440	1 1,440	1 1,440		
Salary range, \$780 to \$1,020; average, \$900—					
Laborers.....	5 720	5 720	5 720		
Cemetery superintendent.....	1 840	1 840	1 840		
Salary range, \$600 to \$780; average, \$600—					
Laborers.....	4 660	4 660	4 660		
Salary range, \$420 to \$600; average, \$510—					
Laborers.....	8 576	8 576	8 576		
Horseshoer.....	1 480	1 480	1 480		
Laborers.....	8 480	10 480	10 480		
Laborers.....	1 444	1 444	1 444		
Salary range, \$240 to \$420; average, \$330—					
Laborers.....	3 288	3 288	3 288		
Total average number of employees.....	33	35	33		
01 Total salaries and wages, field service.....	20, 276	21, 276	20, 344		
Supplies and materials:					
0240 Wearing apparel.....	40. 00	40. 00	41. 40		
0250 Forage and other supplies for animals.....	3, 500. 00	3, 500. 00	3, 523. 10		
0280 Sundry supplies.....	984. 00	984. 00	1, 385. 60		
02 Total supplies and materials.....	4, 524. 00	4, 524. 00	4, 950. 10		
30 Equipment.....	400. 00	400. 00	617. 30		
Total.....	25, 200. 00	26, 200. 00	25, 911. 40		
In all, Western Branch.....				\$655, 800. 00	\$659, 000. 00

National Home for Disabled Volunteer Soldiers, Pacific Branch—
 Pacific Branch, Santa Monica, California: Current expenses **["\$83,000"]** (*same acts*) ----- 80, 000. 00

	Estimated expenditures, 1927 appropriation	Estimated expenditures, 1926 appropriation	Expended and obligated, 1925	
Field service:				
Salaries and wages—	<i>Average—</i>	<i>Average—</i>	<i>Average—</i>	
Salary range, \$3,800 to \$5,000; average, \$4,400—	No. Salary	No. Salary	No. Salary	
Governor.....	1 \$4,200	1 \$4,200	1 \$4,200	
Surgeon.....	1 4,104	1 4,104	1 4,104	
Salary range, \$2,400 to \$3,000; average, \$2,700—				
Treasurer.....	1 2,740	1 2,740	1 2,740	
Quartermaster.....	1 2,640	1 2,640	1 2,640	
Commissary of subsistence.....	1 2,400	1 2,400	1 2,400	
Adjutant and inspector.....	1 2,400	1 2,400	1 2,400	
Salary range, \$1,680 to \$2,040; average, \$1,860—				
Clerk.....	1 1,920	1 1,920	1 1,920	
Salary range, \$1,500 to \$1,860; average, \$1,680—				
Clerks.....	2 1,800	2 1,800	2 1,800	
Chaplain.....	1 1,740	1 1,740	1 1,740	
Musician.....	1 1,680	1 1,680	1 1,680	
Clerks.....	2 1,560	2 1,560	1 1,560	
Salary range, \$1,140 to \$1,500; average, \$1,320—				
Clerk.....	1 1,320	1 1,320	1 1,320	
Salary range, \$1,020 to \$1,260; average, \$1,140—				
Chaplain.....	1 1,200	1 1,200	1 1,200	
Guard sergeant.....	1 1,200	1 1,200	1 1,200	
Clerk.....	1 1,200	1 1,200	1 1,200	
Clerks.....	2 1,080	2 1,080	2 1,080	
Salary range, \$900 to \$1,140; average, \$1,020—				
Quartermaster sergeant.....	1 960	1 960	1 960	
Guard sergeants.....	2 960	2 960	2 960	
Clerks.....	2 960	2 960	2 960	
Clerk.....	1 900	1 900	0	
Salary range, \$780 to \$1,020; average, \$900—				
Clerks.....	2 840	2 840	2 840	
Musicians.....	4 840	4 840	4 840	
Printer.....	1 840	1 840	1 840	
Musicians.....	4 780	4 780	4 780	
Salary range, \$600 to \$780; average, \$690—				
Clerks.....	3 720	3 720	3 720	
Librarian.....	1 720	1 720	1 720	
Musician.....	1 720	1 720	6 720	
Salary range, \$420 to \$600; average, \$510—				
Company commanders.....	3 576	3 576	3 576	
Clerk.....	1 576	1 576	1 576	
Company commanders.....	9 480	9 480	9 480	
Bagler.....	1 480	1 480	1 480	

66010—25†—72

Estimates of appropriations required for the service of the fiscal year ending June 30, 1927—Continued

General object (title of appropriation), date of acts, references to Statutes at Large, or to Revised Statutes, and estimated amount required for each detailed object				Total amount to be appropriated under each head of appropriation	Amount appropriated for the fiscal year ending June 30, 1926
<i>National Home for Disabled Volunteer Soldiers, Pacific Branch—Continued.</i>					
	Estimated expenditures, 1927 appropriation		Estimated expenditures, 1926 appropriation		Expended and obligated, 1925
Field service—Continued.					
Salaries and wages—Continued.					
Salary range, \$420 to \$600, average \$510—Contd.					
Clerk.....	Average— No. 1	Salary \$480	Average— No. 1	Salary \$480	Average— No. 1 \$480
Librarian.....	1	480	1	480	1 480
Telephone operators.....	3	480	3	480	3 480
Printer.....	1	480	1	480	1 480
Salary range, \$240 to \$420, average, \$330—					
Messenger.....	1	384	1	384	1 384
Company sergeants.....	16	336	16	336	16 336
Fatigue sergeant.....	1	336	1	336	1 336
Watchman.....	1	336	1	336	1 336
Guard privates.....	3	288	3	288	3 288
Total average number of employees.....	83		83		85½
01 Total salaries and wages, field service.....	73,804.00		73,804.00		75,998.00
02 Stationery and office supplies.....	3,000.00		3,000.00		2,847.01
Communication service:					
0500 Telegraph service.....	125.00		125.00		126.80
0510 Telephone service.....	400.00		400.00		399.45
05 Total communication service.....	525.00		525.00		526.25
06 Travel expenses.....	650.00		650.00		642.04
07 Transportation of things (service).....	250.00		250.00		260.55
09 Advertising and publication of notices (service).....	200.00		200.00		199.95
12 Repairs and alterations.....	250.00		250.00		236.40
Equipment:					
3010 Furniture, furnishings, and fittings.....	321.00		321.00		461.59
3050 Other equipment.....	1,000.00		1,000.00		1,063.94
30 Total equipment.....	1,321.00		1,321.00		1,525.53
Total.....	80,000.00		80,000.00		82,235.73
Subsistence [\$469,000] (acts Mar. 21, 1866, vol. 14, p. 10; Mar. 3, 1876, vol. 18, p. 360; Feb. 12, 1925, vol. 43, p. 932).....					
					\$459,600.00
	Estimated expenditures, 1927 appropriation		Estimated expenditures, 1926 appropriation		Expended and obligated, 1925
Field service:					
Salaries and wages—					
Salary range, \$1,500 to \$1,800, average, \$1,680—					
Cook.....	Average— No. 1	Salary \$1,800	Average— No. 1	Salary \$1,800	Average— No. 1 \$1,800
Salary range, \$1,140 to \$1,500, average, \$1,320—					
Baker.....	1	1,440	1	1,440	1 1,440
Mess stewards.....	2	1,440	2	1,440	2 1,440
Clerk.....	1	1,320	1	1,320	1 1,320
Cooks.....	2	1,200	2	1,200	2 1,200
Meat cutter.....	1	1,200	1	1,200	1 1,200
Salary range, \$1,020 to \$1,260, average, \$1,140—					
Baker.....	1	1,080	1	1,080	1 1,080
Salary range, \$780 to \$1,020, average, \$900—					
Commissary sergeant.....	1	840	1	840	1 840
Cooks.....	3	840	3	840	3 840
Salary range, \$600 to \$780, average, \$690—					
Cooks.....	5	720	5	720	5 720
Cooks.....	3	660	3	660	3 660
Head waiter.....	1	660	1	660	1 660
Clerk.....	1	660	1	660	1 660
Salary range, \$420 to \$600, average, \$510—					
Clerk.....	1	576	1	576	1 576
Dishwasher.....	1	576	1	576	1 576
Dishwashers.....	12	480	12	480	12 480
Laborers.....	9	480	9	480	9 480
Waiters.....	46	480	46	480	46 480
Salary range, \$240 to \$420, average, \$330—					
Laborers.....	20	384	20	384	20 384
Laborers.....	8	336	8	336	8 336
Laborer.....	1	288	1	288	1 288
Total average number of employees.....	121		121		120½
01 Total salaries and wages, field service.....	66,348		66,348		66,324
Supplies and materials:					
0260 Provisions.....	385,600.00		395,000.00		395,849.25
0280 Sundry supplies.....	3,000.00		3,000.00		3,981.18
02 Total supplies and materials.....	388,600.00		398,000.00		399,830.43
Equipment:					
3010 Furniture, furnishings, and fixtures.....	4,000.00		4,000.00		7,841.56
3050 Other equipment.....	652.00		652.00		728.70
30 Total equipment.....	4,652.00		4,652.00		8,570.26
Total.....	459,600.00		469,000.00		474,724.69

Estimates of appropriations required for the service of the fiscal year ending June 30, 1927—Continued

General object (title of appropriation), date of acts, references to Statutes at Large, or to Revised Statutes, and estimated amount required for each detailed object	Total amount to be appropriated under each head of appropriation	Amount appropriated for the fiscal year ending June 30, 1926
--	--	--

National Home for Disabled Volunteer Soldiers, Pacific Branch—Continued.

Household **[\$131,000]** (acts Mar. 21, 1866, vol. 14, p. 10; Mar. 3, 1876, vol. 18, p. 360; Feb. 12, 1925, vol. 43, p. 932) -----

\$145, 000. 00

	Estimated expenditures, 1927 appropriation	Estimated expenditures, 1926 appropriation	Expended and obligated, 1925
Field service:			
Salaries and wages—	<i>Average—</i>	<i>Average—</i>	<i>Average—</i>
Salary range, \$1,680 to \$2,040; average, \$1,860—	No. Salary	No. Salary	No. Salary
Engineers.....	1 1,500	1 1,500	1 1,500
Salary range, \$1,140 to \$1,500; average, \$1,320—			
Engineer.....	3 1,380	3 1,380	3 1,380
Laborer.....	1 1,380	1 1,380	1 1,380
Salary range, \$1,020 to \$1,260; average, \$1,140—			
Laborers.....	2 1,080	2 1,080	2 1,080
Salary range, \$600 to \$780; average, \$690—			
Firemen.....	3 780	3 780	3 780
Laborer.....	1 780	1 780	1 780
Fireman.....	1 660	1 660	1 660
Upholsterer.....	1 660	1 660	1 660
Salary range, \$420 to \$600; average, \$510—			
Laborer.....	1 576	1 576	1 576
Laborers.....	16 480	16 480	16 480
Salary range, \$240 to \$420; average, \$330—			
Janitor.....	1 384	1 384	1 384
Laborers.....	9 336	9 336	9 336
Janitors.....	36 288	36 288	37 288
Laborers.....	5 288	5 288	5 288
Watchman.....	1 288	1 288	1 288
Total average number of employees.....	82	82	85 1/2
01 Total salaries and wages, field service.....	39,072	39,072	40,282
Supplies and materials:			
0230 Fuel.....	70,000.00	70,000.00	69,437.01
0280 Sundry supplies.....	13,978.00	5,978.00	13,234.53
02 Total supplies and materials.....	83,978.00	75,978.00	82,671.54
07 Transportation of things (service).....	150.00	150.00	162.66
10 Furnishing heat, light, power, water, and electricity.....	12,800.00	12,800.00	12,848.72
Equipment:			
3010 Furniture, furnishings, and fixtures.....	8,000.00	2,000.00	12,018.12
3050 Other equipment.....	1,000.00	1,000.00	1,201.34
30 Total equipment.....	9,000.00	3,000.00	13,219.46
Total.....	145,000.00	131,000.00	149,184.38

Hospital **[\$352,800]** (same acts) -----

357, 000. 00

	Estimated expenditures, 1927 appropriation	Estimated expenditures, 1926 appropriation	Expended and obligated, 1925
Field service:			
Salaries and wages—	<i>Average—</i>	<i>Average—</i>	<i>Average—</i>
Salary range, \$3,800 to \$5,000; average, \$4,400—	No. Salary	No. Salary	No. Salary
Special assistant surgeon.....	1 \$4,008	1 \$4,008	1 \$4,008
Salary range, \$2,400 to \$3,000; average, \$2,700—			
First assistant surgeons.....	2 3,000	2 3,000	1 1/2 3,000
Assistant surgeons.....	6 2,750	6 2,750	5 1/2 2,750
Assistant surgeons.....	2 2,520	2 2,520	2 2,520
Assistant surgeons.....	8 2,400	8 2,400	6 1/2 2,400
Salary range, \$1,500 to \$1,860; average, \$1,680—			
Clerk.....	1 1,800	1 1,800	1 1,800
Chief nurse.....	1 1,800	1 1,800	1 1,800
Druggist.....	1 1,680	1 1,680	1 1,680
Cooks.....	2 1,680	2 1,680	2 1,680
Chief aids.....	2 1,560	2 1,560	2 1,560
Salary range, \$1,140 to \$1,500; average, \$1,320—			
Technician.....	1 1,440	1 1,440	1 1,440
Dietitian.....	1 1,440	1 1,440	1 1,440
Aids.....	3 1,320	3 1,320	2 1/2 1,320
Aids.....	3 1,224	3 1,224	2 1/2 1,224
Clerk.....	1 1,200	1 1,200	1 1,200
Cook.....	1 1,200	1 1,200	1 1,200
Technicians.....	3 1,200	3 1,200	2 1/2 1,200
Dietitian.....	1 1,200	1 1,200	1 1,200
Nurses.....	2 1,200	2 1,200	1 1/2 1,200
Salary range, \$1,020 to \$1,260; average, \$1,140—			
Aids.....	2 1,128	2 1,128	4 1/2 1,128
Cooks.....	3 1,080	3 1,080	3 1,080
Nurses.....	6 1,080	6 1,080	6 1,080

Estimates of appropriations required for the service of the fiscal year ending June 30, 1927—Continued

General object (title of appropriation), date of acts, references to Statutes at Large, or to Revised Statutes, and estimated amount required for each detailed object				Total amount to be appropriated under each head of appropriation	Amount appropriated for the fiscal year ending June 30, 1926
<i>National Home for Disabled Volunteer Soldiers, Pacific Branch—Continued</i>					
	Estimated expenditures, 1927 appropriation	Estimated expenditures, 1926 appropriation	Expended and obligated, 1925		
Field service—Continued.					
Salaries and wages—Continued.					
Salary range, \$900 to \$1,140; average, \$1,020—	Average—	Average—	Average—		
	No. Salary	No. Salary	No. Salary		
Hospital steward.....	1 \$960	1 \$960	1 \$960		
Clerks.....	6 960	6 960	5½ 960		
Druggist.....	1 960	1 960	1 960		
Matron.....	1 960	1 960	1 960		
Nurses.....	50 960	50 960	49½ 960		
Technician.....	1 960	1 960	1 960		
Salary range, \$780 to \$1,020; average, \$900—					
Hospital steward.....	1 840	1 840	1 840		
Cooks.....	5 840	5 840	5 840		
Technician.....	1 840	1 840	1 840		
Attendant.....	1 840	1 840	1½ 840		
Attendant.....	1 780	1 780	1½ 780		
Salary range, \$600 to \$780; average, \$690—					
Hospital stewards.....	4 720	4 720	4 720		
Ward attendants.....	8 720	8 720	7½ 720		
Druggist.....	1 660	1 660	1 660		
Drivers.....	3 660	3 660	3 660		
Ward attendants.....	27 660	27 660	27½ 660		
Salary range, \$420 to \$600; average, \$510—					
Cooks.....	3 576	3 576	3½ 576		
Headwaiters.....	2 576	2 576	2 576		
Laborers.....	5 576	5 576	5 576		
Attendant.....	1 576	1 576	1½ 576		
Ward attendants.....	52 576	52 576	51½ 576		
Consultants.....	6 480	6 480	5½ 480		
Cooks.....	3 480	3 480	3 480		
Laborers.....	45 480	45 480	43½ 480		
Waiters.....	28 480	28 480	28 480		
Ward attendants.....	26 480	26 480	22½ 480		
Undertaker.....	1 480	1 480	1 480		
Laborers.....	7 444	7 444	6½ 444		
Salary range, \$240 to \$420; average, \$330—					
Laborers.....	15 384	15 384	14½ 384		
Funeral escort, sergeant.....	1 336	1 336	1 336		
Laborers.....	4 336	4 336	3½ 336		
Funeral escort, privates.....	8 288	8 288	8 288		
Laborers.....	25 288	25 288	24½ 288		
Reader.....	1 288	1 288	1 288		
01 Total average number of employees.....	397	397	383		
Total salaries and wages, field service.....	297,024	297,024	285,594		
Supplies and materials:					
0210 Medical and hospital supplies.....	32,500.00	32,500.00	32,379.02		
0260 Provisions.....	1,500.00	1,500.00	17,155.82		
0280 Sundry supplies.....			1,957.83		
02 Total supplies and materials.....	34,000.00	34,000.00	51,492.67		
03 Subsistence and support of persons (service), care of insane at State asylum.....	3,600.00	3,600.00	2,582.00		
07 Transportation of things (service).....	50.00	50.00	39.97		
12 Repairs and alterations.....	350.00	350.00	346.76		
22 Burial expenses (embalming).....	2,000.00	2,000.00	1,985.75		
Equipment:					
3010 Furniture, furnishings, and fixtures.....	5,476.00	1,276.00	2,272.97		
3020 Educational, scientific, and recreational equipment.....	14,000.00	14,000.00	14,516.36		
3050 Other equipment.....	500.00	500.00	575.44		
30 Total equipment.....	19,976.00	15,776.00	17,364.77		
Total.....	357,000.00	352,800.00	359,365.92		
Transportation (<i>acts Mar. 21, 1866, vol. 14, p. 10; Mar. 3, 1876, vol. 18, p. 260; Feb. 12, 1925, vol. 43, p. 932</i>).....				\$1,000.00	
	Estimated expenditures, 1927 appropriation	Estimated expenditures, 1926 appropriation	Expended and obligated, 1925		
06 Travel expenses.....	\$1,000	\$1,000	\$866		

Estimates of appropriations required for the service of the fiscal year ending June 30, 1927—Continued

General object (title of appropriation), date of acts, references to Statutes at Large, or to Revised Statutes, and estimated amount required for each detailed object				Total amount to be appropriated under each head of appropriation	Amount appropriated for the fiscal year ending June 30, 1926
National Home for Disabled Volunteer Soldiers, Pacific Branch—Continued Repair [\$67,000] (acts Mar. 21, 1866, vol. 14, p. 10; Mar. 3, 1876, vol. 18, p. 360; Feb. 12, 1925, vol. 43, p. 932)-----				\$62, 000. 00	
	Estimated expenditures, 1927 appropriation	Estimated expenditures, 1926 appropriation	Expended and obligated, 1925		
Field service:					
Salaries and wages—	Average—	Average—	Average—		
Salary range, \$1,860 to \$2,400; average, \$2,130—	No. Salary	No. Salary	No. Salary		
Chief engineer.....	1 2,400	1 2,400	1 2,400		
Salary range, \$1,140 to \$1,500; average, \$1,320—					
Carpenter.....	1 1,380	1 1,380	1 1,380		
Electrician.....	1 1,380	1 1,380	1 1,380		
Machinist.....	1 1,380	1 1,380	1 1,380		
Painter.....	1 1,380	1 1,380	1 1,380		
Plumbers.....	2 1,380	2 1,380	2 1,380		
Steamfitter.....	1 1,380	1 1,380	1 1,380		
Carpenters.....	2 1,260	2 1,260	2 1,260		
Electrician.....	1 1,260	1 1,260	1 1,260		
Painters.....	4 1,260	4 1,260	3½ 1,260		
Steamfitters.....	2 1,260	2 1,260	2 1,260		
Tinner.....	1 1,380	1 1,380	1 1,380		
Salary range, \$780 to \$1,020; average, \$900—					
Laborer.....	1 1,020	1 1,020	1 1,020		
Mason.....	1 900	1 900	1 900		
Laborers.....	2 840	2 840	2 840		
Salary range, \$600 to \$780; average, \$690—					
Laborers.....	8 720	8 720	7½ 720		
Painter.....	1 720	1 720	1 720		
Salary range, \$420 to \$600; average, \$510—					
Carpenter.....	1 576	1 576	1 576		
Laborers.....	1 480	1 480	1 480		
Carpenters.....	2 480	2 480	2 480		
Laborers.....	4 480	4 480	3½ 480		
Laborer.....	1 576	1 576	1 576		
Machinist.....	1 480	1 480	1 480		
Painter.....	1 480	1 480	1 480		
Salary range, \$240 to \$420; average, \$330—					
Painter.....	1 384	1 384	1 384		
Laborer.....	1 288	1 288	1 288		
Total average number of employees.....	44	44	43½		
Total salaries and wages, field service.....	41, 004	41, 004	40, 759		
Deduct expenditures for personal services included in objects named below.....	41, 004	41, 004	40, 759		
01 Supplies and materials.....	15, 000. 00	17, 000. 00	22, 850. 38		
12 Alterations and repairs.....	47, 000. 00	50, 000. 00	56, 277. 10		
Total.....	62, 000. 00	67, 000. 00	79, 127. 48		
Farm [\$32,200] (same acts)-----				30, 200. 00	
	Estimated expenditures, 1927 appropriation	Estimated expenditures, 1926 appropriation	Expended and obligated, 1925		
Field service:					
Salaries and wages—	Average—	Average—	Average—		
Salary range, \$1,500 to \$1,680; average, \$1,680—	No. Salary	No. Salary	No. Salary		
Chief gardener.....	1 \$1, 680	1 \$1, 680	1 \$1, 680		
Salary range, \$780 to \$1,020; average, \$900—					
Laborers.....	2 960	2 960	2 960		
Superintendent of cemetery.....	1 840	1 840	1 840		
Laborer.....	1 780	1 780	1 780		
Salary range, \$600 to \$780; average, \$690—					
Laborers.....	3 720	3 720	2½ 720		
Laborer.....	1 660	1 660	1½ 660		
Truck drivers.....	2 660	2 660	2 660		
Salary range, \$420 to \$600; average, \$510—					
Laborers.....	32 480	32 480	31½ 480		
Salary range, \$240 to \$420; average, \$330—					
Laborer.....	1 288	1 288	1 288		
Total average number of employees.....	44	44	42		
Total salaries and wages, field service.....	25, 008	25, 008	24, 218		
Supplies and materials:					
0250 Forage and supplies for animals.....	1, 000. 00	1, 000. 00	1, 062. 80		
0280 Sundry supplies.....	2, 792. 00	4, 792. 00	5, 084. 73		
02 Total supplies and materials.....	3, 792. 00	5, 792. 00	6, 147. 53		
Equipment:					
3040 Livestock (other than purchased for slaughter, 0261, and zoological garden stock, 3021).....	400. 00	400. 00	400. 00		
3050 Other equipment.....	1, 000. 00	1, 000. 00	1, 028. 70		
30 Total equipment.....	1, 400. 00	1, 400. 00	1, 428. 70		
Total.....	30, 200. 00	32, 200. 00	31, 794. 23		
In all, Pacific Branch-----				\$1, 134, 800. 00	\$1, 136, 000.

Estimates of appropriations required for the service of the fiscal year ending June 30, 1927—Continued

General object (title of appropriation), date of acts, references to Statutes at Large, or to Revised Statutes, and estimated amount required for each detailed object				Total amount to be appropriated under each head of appropriation	Amount appropriated for the fiscal year ending June 30, 1926
National Home for Disabled Volunteer Soldiers, Marion Branch— Marion Branch, Marion, Indiana: Current expenses (acts Mar. 21, 1866, vol. 14, p. 10; Mar. 3, 1875, vol. 18, p. 360; Feb. 12, 1925, vol. 43, p. 932) -----				\$57,000.00	
	Estimated expenditures, 1927 appropriation		Estimated expenditures, 1926 appropriation		Expended and obligated, 1925
Field service:	<i>Average—</i>		<i>Average—</i>		<i>Average—</i>
Salaries and wages—	<i>No.</i>	<i>Salary</i>	<i>No.</i>	<i>Salary</i>	<i>No.</i> <i>Salary</i>
Salary range, \$2,400 to \$3,000; average, \$2,700—					
Treasurer.....	1	\$2,740	1	\$2,740	1 \$2,740
Quartermaster.....	1	2,640	1	2,640	1 2,640
Adjutant and inspector, executive officer.....	1	2,640	1	2,640	1 2,640
Commissary of subsistence.....	1	2,400	1	2,400	1 2,400
Salary range, \$1,680 to \$2,040; average, \$1,860—					
Chief clerks.....	3	1,840	3	1,840	3 1,840
Chaplain.....	1	1,740	1	1,740	1 1,740
Musician (band leader).....	1	1,680	1	1,680	1 1,680
Salary range, \$1,320 to \$1,680; average, \$1,500—					
Clerks.....	2	1,500	2	1,500	2 1,500
Salary range, \$1,020 to \$1,260; average, \$1,140—					
Chaplain.....	1	1,200	1	1,200	1 1,200
Clerks.....	6	1,110	6	1,110	6 1,091
Storekeeper.....	1	1,080	1	1,080	1 1,080
Salary range, \$900 to \$1,140; average, \$1,020—					
Guard sergeants.....	2	1,020	2	1,020	2 1,016
Salary range, \$780 to \$1,020; average, \$900—					
Printer.....	1	960	1	960	1 960
Guard privates.....	7	840	7	840	7 830
Clerk.....	1	840	1	840	1 840
Musicians.....	4	840	4	840	4 840
Salary range, \$600 to \$780; average, \$690—					
Musicians.....	3	780	3	780	4 779
Musicians.....	2	720	2	720	4 741
Salary range, \$420 to \$600; average, \$510—					
Telephone operators.....	3	576	3	576	3 576
Truck drivers.....	1	576	1	576	2 566
Librarians.....					2 495
Watchman.....	1	480	1	480	1 480
Total average number of employees.....	44		44		50
01 Total salaries and wages, Field service.....		51,329.00		51,329.00	54,595.87
02 Stationery and office supplies.....		1,500.00		1,500.00	1,226.21
Communication service:					
0500 Telegraph service.....		50.00		50.00	35.46
0510 Telephone service.....		1,760.00		1,752.00	1,734.00
05 Total communication service.....		1,810.00		1,802.00	1,769.46
Travel expenses:					
0615 Transportation.....		400.00		400.00	131.29
0616 Subsistence.....		20.00		20.00	
06 Total travel expenses.....		420.00		420.00	131.29
07 Transportation of things (service).....		100.00		100.00	24.67
08 Printing and binding.....		10.00		10.00	5.00
09 Advertising and publication of notices (services).....		350.00		350.00	300.61
13 Special and miscellaneous current expenses.....		135.00		132.72	132.75
Equipment:					
3010 Furniture, furnishings, and fixtures.....		350.00		356.28	444.16
3050 Other equipment.....		996.00		1,000.00	984.34
30 Total equipment.....		1,346.00		1,356.28	1,428.50
Total.....		57,000.00		57,000.00	59,614.66

Estimates of appropriations required for the service of the fiscal year ending June 30, 1927—Continued

General object (title of appropriation), date of acts, references to Statutes at Large, or to Revised Statutes, and estimated amount required for each detailed object

Total amount to be appropriated under each head of appropriation

Amount appropriated for the fiscal year ending June 30, 1926

National Home for Disabled Volunteer Soldiers, Marion Branch—Continued.
 Subsistence **[\$252,000]** (acts Mar. 21, 1866, vol. 14, p. 10; Mar. 3, 1875, vol. 18, p. 360; Feb. 12, 1925, vol. 43, p. 932)-----

\$270, 000. 00

	Estimated expenditures, 1927 appropriation		Estimated expenditures, 1926 appropriation		Expended and obligated, 1925	
	Average—		Average—		Average—	
	No.	Salary	No.	Salary	No.	Salary
Field service:						
Salaries and wages—						
Salary range, \$1,140 to \$1,500; average, \$1,320—						
Cooks.....	3	\$1, 280	3	\$1, 280	3	\$1, 280
Baker.....	1	1, 200	1	1, 200	1	1, 200
Clerk.....	1	1, 200	1	1, 200	1	1, 200
Salary range, \$900 to \$1,140; average, \$1,020—						
Cooks.....	3	1, 000	3	1, 000	3	1, 000
Meat cutter.....	1	960	1	960	1	955
Salary range, \$780 to \$1,020; average, \$900—						
Clerks.....	3	840	3	840	2	840
Cooks.....	7	840	7	840	6	840
Salary range, \$600 to \$780; average, \$690—						
Baker.....	1	720	1	720	1	720
Cooks.....	2	720	2	720	2	710
Head waiter.....	1	720	1	720	1	720
Salary range, \$420 to \$600; average, \$510—						
Cook.....	1	576	1	576	1	576
Laborers.....	43	576	43	576	40 $\frac{1}{2}$	576
Waiters.....	26	576	26	576	21 $\frac{1}{4}$	576
Waiters.....	6	480	6	480	9	529
Laborers.....					4	476
Total average number of employees.....	99		99		97 $\frac{1}{4}$	
Total salaries and wages, field service.....		64, 680. 00		64, 680. 00		62, 819. 17
Supplies and materials:						
0260 Provisions.....		202, 795. 00		184, 171. 27		205, 762. 46
0280 Sundry supplies.....		1, 500. 00		1, 606. 64		1, 096. 98
Total supplies and materials.....		204, 295. 00		185, 777. 91		204, 859. 44
06 Travel expenses.....		5. 00		5. 00		4. 85
07 Transportation of things (service).....		20. 00		20. 00		1. 48
Equipment:						
3010 Furniture, furnishings, and fixtures.....		500. 00		1, 000. 00		2, 404. 65
3050 Other equipment.....		500. 00		517. 09		1, 278. 44
Total equipment.....		1, 000. 00		1, 517. 09		3, 683. 09
Total.....		270, 000. 00		252, 000. 00		271, 368. 03

Household **[\$103,000]** (same acts)-----

112, 000. 00

	Estimated expenditures, 1927 appropriation		Estimated expenditures, 1926 appropriation		Expended and obligated, 1925	
	Average—		Average—		Average—	
	No.	Salary	No.	Salary	No.	Salary
Field service:						
Salaries and wages—						
Salary range, \$1,140 to \$1,500; average, \$1,320—						
Engineers.....	4	\$1, 410	4	\$1, 410	4	\$1, 410
Laundry foreman.....	1	1, 380	1	1, 380	1	1, 357
Laborer.....	1	1, 320	1	1, 320	1	1, 320
Salary range, \$780 to \$1,020; average, \$900—						
Laborers.....	3	840	3	840	3	840
Laborers.....	10	720	10	720	9	719
Firemen.....	3	720	3	720	3	720
Salary range, \$420 to \$600; average, \$510—						
Upholsterer.....	1	576	1	576	1	576
Laborers.....	2	576	2	576	3	563
Laborers.....	6	480	6	480	6	443
Janitors.....	7	480	7	480	9	459
Total average number of employees.....	38		38		40	
Total salaries and wages, field service.....		28, 188. 00		28, 188. 00		28, 524. 08
Supplies and materials:						
0230 Fuel.....		60, 510. 00		55, 956. 00		66, 249. 95
0280 Sundry supplies.....		15, 000. 00		13, 590. 63		11, 328. 63
Total supplies and materials.....		75, 510. 00		69, 543. 63		77, 578. 58
07 Transportation of things (service).....		100. 00		100. 00		. 78
10 Furnishing heat, light, power, water, and electricity (service).....		400. 00		400. 00		165. 16
Equipment:						
3010 Furniture, furnishings, and fixtures.....		5, 802. 00		2, 940. 37		8, 670. 70
3050 Other equipment.....		2, 000. 00		1, 825. 00		711. 70
Total equipment.....		7, 802. 00		4, 765. 37		9, 382. 40
Total.....		112, 000. 00		103, 000. 00		115, 651. 00

Estimates of appropriations required for the service of the fiscal year ending June 30, 1927—Continued

General object (title of appropriation), date of acts, references to Statutes at Large, or to Revised Statutes, and estimated amount required for each detailed object				Total amount to be appropriated under each head of appropriation	Amount appropriated for the fiscal year ending June 30, 1926
National Home for Disabled Volunteer Soldiers, Marion Branch—Continued. Hospital ["\$304,500"] (acts Mar. 21, 1866, vol. 14, p. 10; Mar. 3, 1875, vol. 18, p. 860; Feb. 12, 1925, vol. 43, p. 932) -----				\$306, 000. 00	
	Estimated expenditures, 1927 appropriation	Estimated expenditures, 1926 appropriation	Expended and obligated, 1925		
Field service:					
Salaries and wages—	<i>Average—</i>	<i>Average—</i>	<i>Average—</i>		
Salary range, \$6,000 to \$7,500; average, \$6,750—	No. Salary	No. Salary	No. Salary		
Medical director and superintendent	1 \$6, 000	1 \$6, 000	1 \$6, 000		
Salary range, \$3,800 to \$5,000; average, \$4,400—					
Associate medical director	1 4, 500	1 4, 500	1 4, 500		
Assistant surgeons	5 4, 020	5 4, 020	5 3, 997		
Salary range, \$2,400 to \$3,000; average, \$2,700—					
Assistant surgeons	6 3, 000	7 3, 000	7 2, 910		
Assistant surgeons	1 2, 740	1 2, 740	1 2, 740		
Assistant surgeons	1 2, 400	1 2, 400	1 2, 400		
Superintendent of nurses	1 2, 400	1 2, 400	1 2, 173		
Director of athletics	1 2, 400	1 2, 400	1 2, 400		
Salary range, \$1,800 to \$2,400; average, \$2,100—					
Bacteriologist	1 2, 340	1 2, 340	1 2, 340		
Assistant surgeon	1 2, 040	1 2, 040	1 2, 023		
Salary range, \$1,500 to \$1,800; average, \$1,650—					
Assistant superintendent of nurses	1 1, 800	1 1, 800	1 1, 800		
Chief aid	1 1, 524	1 1, 524	1 1, 524		
Salary range, \$1,140 to \$1,500; average, \$1,320—					
Dietitian	1 1, 500	1 1, 500	2 1, 350		
Laboratory technician	1 1, 440	1 1, 440	1 1, 440		
Steward	1 1, 440	1 1, 440	1 1, 440		
Druggist	1 1, 380	1 1, 380	1 1, 380		
Aids, occupational therapy	2 1, 380	2 1, 380	2 1, 440		
Nurses, supervising	6 1, 320	6 1, 320	5 1, 283		
Aids, occupational therapy	2 1, 224	2 1, 224	2 1, 168		
Hydrotherapists	7 1, 200	7 1, 200	6 1, 047		
Salary range, \$780 to \$1,140; average, \$900—					
Aids, occupational therapy	5 1, 128	5 1, 128	5 1, 026		
Nurses, graduate	45 1, 080	45 1, 080	45 1, 063		
Director of employment	1 1, 080	1 1, 080	1 1, 080		
Attendants	17 1, 080	17 1, 080	17 1, 065		
Clerks and stenographers	9 1, 020	9 1, 020	10 998		
Aids, occupational therapy	1 900	1 900	1 887		
Attendants	90 840	90 840	90 835		
Barbers	2 840	2 840	2 840		
Matron	1 840	1 840	1 835		
Salary range, \$600 to \$750; average, \$690—					
Driver	1 720	1 720	1 710		
Attendants	23 720	25 720	24 719		
Salary range, \$420 to \$600; average, \$510—					
Attendants	20 576	20 576	19 570		
Laborer	1 576	1 576	1 576		
Attendants	2 480	2 480	2 471		
Laborers	6 480	6 480	6 435		
Consultant, paid at rate of \$10 per day, four days per month	2 480	2 480	1 480		
01 Total average number of employees	258	261	268.4		
Total salaries and wages, field service	291, 028. 00	294, 028. 00	289, 213. 03		
Supplies and materials:					
0210 Medical and hospital supplies	8, 000. 00	5, 671. 75	17, 748. 37		
0220 Scientific and educational supplies	2, 600. 00	2, 213. 76	922. 17		
0260 Provisions	600. 00		597. 49		
02 Total supplies and materials	11, 100. 00	7, 885. 51	19, 268. 03		
07 Transportation of things (service)	50. 00	50. 00	48. 36		
Equipment:					
3000 Passenger-carrying vehicles	250. 00	150. 00	3, 039. 47		
3010 Furniture, furnishings and fixtures	1, 200. 00	1, 136. 63	5, 457. 25		
3020 Educational, scientific, and recreational equipment	1, 300. 00	1, 249. 86	5, 823. 72		
3050 Other equipment	1, 072. 00		1, 931. 90		
30 Total equipment	3, 822. 00	2, 536. 49	16, 252. 34		
Total	306, 000. 00	304, 500. 00	324, 781. 76		
Transportation (same acts)				1, 000. 00	
	Estimated expenditures, 1927 appropriation	Estimated expenditures, 1926 appropriation	Expended and obligated, 1925		
06 Travel expenses	\$1, 000. 00	\$1, 000. 00	\$996. 97		

Estimates of appropriations required for the service of the fiscal year ending June 30, 1927—Continued

General object (title of appropriation), date of acts, references to Statutes at Large, or to Revised Statutes, and estimated amount required for each detailed object

Total amount to be appropriated under each head of appropriation

Amount appropriated for the fiscal year ending June 30, 1926

National Home for Disabled Volunteer Soldiers, Marion Branch—Continued.
Repairs **[\$52,000]** (acts Mar. 21, 1866, vol. 14, p. 10; Mar. 3, 1875, vol. 18, p. 360; Feb. 12, 1925, vol. 43, p. 932)-----

\$50,000.00

	Estimated expenditures, 1927 appropriation		Estimated expenditures, 1926 appropriation		Expended and obligated, 1925	
Field service:						
Salaries and wages—	<i>Average—</i>		<i>Average—</i>		<i>Average—</i>	
Salary range, \$3,300 to \$3,900; average, \$3,600—	<i>No.</i>	<i>Salary</i>	<i>No.</i>	<i>Salary</i>	<i>No.</i>	<i>Salary</i>
Boilermaker.....			1	\$3,600		
Brick mason.....			1	3,456		
Salary range, \$2,100 to \$2,700; average, \$2,400—						
Plasterer.....					1	\$544
Boiler erector.....			1	2,520		
Chief engineer.....	1	\$2,400	1	2,400	1	2,400
Salary range, \$1,320 to \$1,680; average, \$1,500—						
Carpenter.....	1	1,380	1	1,380	1	1,380
Painter.....	1	1,380	1	1,380	1	1,369
Plumber.....	1	1,380	1	1,380	1	1,380
Electrical worker.....	1	1,380	1	1,380	1	1,380
Salary range, \$1,020 to \$1,260; average, \$1,140—						
Tinsmith.....	1	1,260	1	1,260	1½	1,260
Carpenters.....	3	1,260	3	1,260	4½	1,260
Painters.....	3	1,260	3	1,260	4	1,253
Plumbers.....	3	1,260	3	1,260	4	1,096
Lineman.....	1	1,080	1	1,080	½	1,080
Salary range, \$780 to \$1,020; average, \$900—						
Laborer.....	1	960	1	960	1	960
Salary range, \$420 to \$600; average, \$510—						
Laborers.....	5	576	5	576	4½	576
01 Total average number of employees.....	22		25		24½	
Total salaries and wages, field service.....		25,605.00		27,654.00		28,734.41
Deduct expenditures for personal services included in objects named below.....		25,605.00		27,654.00		28,734.40
02 Supplies and materials.....		19,000.00		18,106.51		21,347.65
07 Transportation of things (service).....		25.00		25.00		
12 Repairs and alterations.....		30,975.00		33,868.49		29,444.30
Total.....		50,000.00		52,000.00		50,791.95

Farm **[\$19,000]** (same acts)-----

20,000.00

	Estimated expenditures, 1927 appropriation		Estimated expenditures, 1926 appropriation		Expended and obligated, 1925	
Field service:						
Salaries and wages—						
Salary range, \$1,500 to \$1,860; average, \$1,680—						
Team and teamster.....	<i>Average—</i>	<i>Average—</i>	<i>Average—</i>	<i>Average—</i>	<i>Average—</i>	<i>Average—</i>
	<i>No.</i>	<i>Salary</i>	<i>No.</i>	<i>Salary</i>	<i>No.</i>	<i>Salary</i>
Salary range, \$1,020 to \$1,260; average, \$1,140—	1	\$1,800	1	\$1,800	1½	\$1,800
Chief gardener.....	1	1,200	1	1,200	1	1,200
Farmer.....	1	1,200	1	1,200	1	1,200
Laborer.....	1	1,080	1	1,080	½	1,080
Salary range, \$600 to \$780; average, \$690—						
Laborers.....	3	760	3	760	3	743
Truck drivers.....	2	720	2	720	1	720
Salary range, \$420 to \$600; average, \$510—						
Laborers.....	10	576	10	576	11½	576
Veterinarian.....	1	70	1	70	1	108
Total average number of employees.....	20		20		18½	
01 Total salaries and wages, field service.....	12,280.00		12,280.00		12,359.10	
02 Supplies and materials.....	7,000.00		6,047.13		7,105.34	
07 Transportation of things (service).....	50.00		50.00		6.86	
Equipment (includes livestock):						
3040 Livestock (other than that purchased for slaughter, 0261, and zoological garden stock, 3021).....	150.00		70.00		132.20	
3050 Other equipment.....	520.00		552.87		2,117.31	
30 Total equipment.....	670.00		622.87		2,249.51	
Total.....	20,000.00		19,000.00		21,720.81	

In all, Marion Branch-----

\$816,000.00

\$788,500.00

Estimates of appropriations required for the service of the fiscal year ending June 30, 1927—Continued

General object (title of appropriation), date of acts, references to Statutes at Large, or to Revised Statutes, and estimated amount required for each detailed object				Total amount to be appropriated under each head of appropriation	Amount appropriated for the fiscal year ending June 30, 1926
National Home for Disabled Volunteer Soldiers, Danville Branch— Danville Branch, Danville, Illinois: Current expenses (<i>acts Mar. 21, 1866, vol. 14, p. 10; Mar. 3, 1875, vol. 18, p. 360; Feb. 12, 1925, vol. 43, p. 932</i>)-----				\$67,500.00	
	Estimated expenditures, 1927 appropriation	Estimated expenditures, 1926 appropriation	Expended and obligated, 1925		
Field service:					
Salaries and wages—					
Salary range, \$2,700 to \$3,300; average, \$3,000—					
Governor.....	1 \$3,300	1 \$3,300	1 \$3,300		
Surgeon.....	1 3,000	1 3,000	1 3,000		
Treasurer.....	1 2,740	1 2,740	1 2,740		
Salary range, \$2,100 to \$2,700; average, \$2,400—					
Quartermaster.....	1 2,640	1 2,640	1 2,640		
Commissary of subsistence.....	1 2,400	1 2,400	1 2,400		
Adjutant and inspector.....	1 2,400	1 2,400	1 2,400		
Salary range, \$1,680 to \$2,040; average, \$1,860—					
Chief clerk, treasurer.....	1 1,920	1 1,920	1 1,920		
Chief clerk, governor.....	1 1,800	1 1,800	1 1,800		
Chief clerk, quartermaster.....	1 1,800	1 1,800	1 1,800		
Salary range, \$1,500 to \$1,860; average, \$1,680—					
Chaplain.....	2 1,740	2 1,740	2 1,736		
Musician (bandmaster).....	1 1,680	1 1,680	1 1,680		
Clerk, treasurer.....	1 1,560	1 1,560	1 1,560		
Salary range, \$1,140 to \$1,500; average, \$1,320—					
Clerk, quartermaster.....	1 1,320	1 1,320	1 1,320		
Clerk, treasurer.....	1 1,320	1 1,320	1 1,320		
Clerk, treasurer.....	1 1,200	1 1,200	1 1,200		
Clerk, quartermaster.....	1 1,200	1 1,200	1 1,200		
Clerk, adjutant.....	1 1,200	1 1,200	1 1,200		
Salary range, \$780 to \$1,020; average, \$900—					
Quartermaster sergeant.....	1 960	1 960	1 949		
Clerk, adjutant.....	1 960	1 960	1 960		
Clerk, quartermaster.....	1 960	1 960	1 960		
Clerk, treasurer.....	1 960	1 960	1 955		
Sergeant major.....	1 840	1 840	1 798		
Musicians.....	4 840	4 840	4 835		
Printer.....	1 840	1 840	1 814		
Musicians.....	3 477	3 477	4 780		
Salary range, \$600 to \$780; average, \$690—					
Musicians.....	6 440	6 440	6 274		
Librarian.....	0 0	0 0	1 720		
Quartermaster clerk.....	1 660	1 660	1 660		
Salary range, \$420 to \$600; average, \$510—					
Company commanders.....	3 576	3 576	3 575		
Company commanders.....	9 480	9 480	9 477		
Guard sergeant.....	1 480	1 480	1 480		
Clerk, adjutant.....	1 480	1 480	1 480		
Messenger.....	1 480	1 480	1 480		
Telephone operators.....	3 480	3 480	3 480		
Librarian.....	0 0	0 0	1 480		
Salary range, \$240 to \$420; average, \$330—					
Bugler.....	1 384	1 384	1 384		
Watchman.....	1 384	1 384	1 384		
Company sergeants.....	11 336	11 336	11 335		
Guard sergeants.....	1 336	1 336	1 335		
Guard privates.....	5 288	5 288	5 285		
Janitor.....	1 288	1 288	6 287		
Total average number of employees.....	76	76	84		
01 Total net salaries and wages, field service.....	64,026.00	64,026.00	67,165.06		
02 Stationary and office supplies.....	1,200.00	1,200.00	1,017.67		
Communication service:					
0500 Telegraph service.....	75.00	75.00	82.46		
0510 Telephone service.....	250.00	250.00	252.00		
05 Total communication service.....	325.00	325.00	334.46		
06 Travel expenses.....	200.00	200.00	76.44		
07 Transportation of things (service).....	200.00	200.00	79.65		
08 Printing and binding.....			3.50		
09 Advertising and publication of notices (service).....	150.00	150.00	155.31		
12 Repairs and alterations.....	250.00	250.00	298.73		
Equipment:					
3010 Furniture, furnishings, and fixtures.....	550.00	550.00	425.38		
3050 Other equipment.....	599.00	599.00	721.76		
30 Total equipment.....	1,149.00	1,149.00	1,147.14		
Total.....	67,500.00	67,500.00	70,277.96		

Estimates of appropriations required for the service of the fiscal year ending June 30, 1927—Continued

General object (title of appropriation), date of acts, references to Statutes at Large, or to Revised Statutes, and estimated amount required for each detailed object				Total amount to be appropriated under each head of appropriation	Amount appropriated for the fiscal year ending June 30, 1926
National Home for Disabled Volunteer Soldiers, Danville Branch—Continued.					
Subsistence [\$209,770] (acts Mar. 21, 1866, vol. 14, p. 10; Mar. 3, 1875, vol. 18, p. 360; Feb. 12, 1925, vol. 43, p. 932)-----)				\$218, 000. 00	
	Estimated expenditures, 1927 appropriation	Estimated expenditures, 1926 appropriation	Expended and obligated, 1925		
Field service:					
Salaries and wages—	<i>Average—</i>	<i>Average—</i>	<i>Average—</i>		
Salary range, \$1,140 to \$1,500; average, \$1,320—	No. Salary	No. Salary	No. Salary		
Chief cook.....	1 \$1,320	1 \$1,320	1 \$1,320		
Salary range, \$1,020 to \$1,260; average, \$1,140—					
Baker.....	1 1,200	1 1,200	1 1,200		
Clerk.....	1 1,080	1 1,080	1 1,080		
Salary range, \$780 to \$1,020; average, \$900—					
Cook.....	1 900	1 900	1 900		
Salary range, \$600 to \$780; average, \$690—					
Baker.....	1 720	1 720	1 720		
Cook.....	1 720	1 720	1 720		
Commissary sergeant.....	1 660	1 660	1 660		
Cook.....	1 660	1 660	1 660		
Head waiter.....	1 660	1 660	1 660		
Salary range, \$420 to \$600; average, \$510—					
Clerk.....	1 576	1 576	1 576		
Cooks.....	4 576	4 576	4 576		
Head waiter.....	1 576	1 576	1 576		
Laborers.....	5 576	5 576	5 576		
Meat cutter.....	1 576	1 576	1 576		
Laborers.....	2 480	2 480	2 480		
Waiters.....	25 480	25 480	31 455		
Salary range, \$240 to \$420; average, \$330—					
Laborers.....	21 384	21 384	21 384		
Laborers.....	12 288	12 288	15 288		
01 Total average number of employees.....	84	84	90		
Total salaries and wages, field service.....	38, 056. 00	38, 056. 00	41, 535. 20		
Supplies and materials:					
0260 Provisions.....	176, 944. 00	170, 464. 00	187, 005. 42		
0280 Sundry supplies.....	1, 000. 00	500. 00	913. 07		
02 Total supplies and materials.....	177, 944. 00	170, 964. 00	187, 918. 49		
Equipment:					
3010 Furniture, furnishings, and fixtures.....	1, 500. 00	500. 00	1, 676. 75		
3050 Other equipment.....	500. 00	250. 00	833. 50		
30 Total equipment.....	2, 000. 00	750. 00	2, 540. 25		
Total.....	218, 000. 00	209, 770. 00	231, 993. 94		
Household [\$114,500] (same acts)-----				115, 800. 00	
	Estimated expenditures, 1927 appropriation	Estimated expenditures, 1926 appropriation	Expended and obligated, 1925		
Field service:					
Salaries and wages—	<i>Average—</i>	<i>Average—</i>	<i>Average—</i>		
Salary range, \$1,320 to \$1,680; average, \$1,500—	No. Salary	No. Salary	No. Salary		
Power-house engineer.....	1 \$1,500	1 \$1,500	1 \$1,550		
Ice-plant engineer.....	1 1,380	1 1,380	1 1,380		
Salary range, \$900 to \$1,140; average, \$1,020—					
Firemen.....	4 1,020	4 1,020	4 1,020		
Salary range, \$780 to \$1,020; average, \$900—					
Laundry foremen.....	2 840	2 840	2 840		
Firemen.....	4 780	4 780	3 774		
Laborer.....			1 817		
Salary range, \$420 to \$600; average, \$510—					
Laborer.....	1 576	1 576	1 576		
Janitor.....			1 480		
Laborers.....	15 480	15 480	14 479		
Upholsterer.....	1 480	1 480	1 379		
Salary range, \$240 to \$420; average, \$330—					
Seamstress.....	2 384	2 384			
Laborers.....	1 384	1 384	2 390		
Janitors.....	26 288	26 288	25 288		
Laborers.....	2 288	2 288			
Laborers.....	7 336	7 336	7 336		
01 Total average number of employees.....	67	67	64 1/2		
Total salaries and wages, field service.....	31, 584. 00	31, 584. 00	31, 381. 22		
Supplies and materials:					
0200 Cleaning and toilet supplies.....	6, 500. 00	6, 500. 00	6, 523. 82		
0230 Fuel.....	46, 000. 00	46, 000. 00	49, 520. 51		
0280 Sundry supplies.....	2, 500. 00	2, 500. 00	2, 607. 63		
02 Total supplies and materials.....	55, 000. 00	55, 000. 00	58, 651. 96		
10 Furnishing of heat, light, power, water, and electricity (service).....	22, 800. 00	25, 000. 00	22, 202. 66		
Equipment:					
3010 Furniture, furnishings, and fixtures.....	2, 500. 00	1, 000. 00	1, 510. 88		
3060 Other equipment.....	4, 684. 00	2, 684. 00	4, 943. 43		
30 Total equipment.....	7, 184. 00	3, 684. 00	6, 454. 31		
Total.....	115, 800. 00	114, 500. 00	118, 690. 15		

Estimates of appropriations required for the service of the fiscal year ending June 30, 1927—Continued

General object (title of appropriation), date of acts, references to Statutes at Large, or to Revised Statutes, and estimated amount required for each detailed object				Total amount to be appropriated under each head of appropriation	Amount appropriated for the fiscal year ending June 30, 1926
National Home for Disabled Volunteer Soldiers, Danville Branch—Continued. Hospital [\$107,450] (acts Mar. 21, 1866, vol. 14, p. 10; Mar. 3, 1875, vol. 18, p. 360; Feb. 12, 1925, vol. 43, p. 932)				\$102,400.00	
	Estimated expenditures, 1927 appropriation	Estimated expenditures, 1926 appropriation	Expended and obligated, 1925		
Field service:					
Salaries and wages—	<i>Average—</i>	<i>Average—</i>	<i>Average—</i>		
Salary range, \$2,400 to \$3,000; average, \$2,700—	No. Salary	No. Salary	No. Salary		
1st assistant surgeon	1 2,740	1 2,740	1 2,489		
Salary range, \$2,100 to \$2,700; average, \$2,400—					
Assistant surgeons	4 2,520	4 2,520	4 2,059		
Assistant surgeons	2 2,400	2 2,400	2 2,020		
Salary range, \$1,020 to \$1,260; average, \$1,140—					
Cook	1 1,200	1 1,200	1 1,200		
Druggist	1 1,200	1 1,200	1 1,200		
Laboratory technician	1 1,200	1 1,200	1 1,150		
Chief nurse	1 1,200	1 1,200	1 1,200		
Clerk	1 1,080	1 1,080	1 960		
Nurse, trained	1 1,080	1 1,080	1 960		
Consultant, eye, ear, nose, and throat diseases	1 1,040	1 1,040	1 1,040		
Consultant, genito-urinary diseases	1 1,040	1 1,040	1 520		
Salary range, \$780 to \$1,020; average, \$960—					
Nurses, trained	16 960	17 960	17 900		
Dental technician	1 960	1 960	1 936		
Hospital steward	1 840	1 840	1 840		
Salary range, \$600 to \$780; average, \$690—					
Clerks	3 720	3 720	2 718		
Cook	1 720	1 720	1 720		
Ward attendants	2 720	2 720	2 720		
Cook	1 660	1 660	1 660		
Ward attendants	5 660	5 660	5 655		
Salary range, \$420 to \$600; average, \$510—					
Hospital steward	1 576	1 576	1 576		
Clerk	1 576	1 576	1 570		
Cook	1 576	1 576	1 576		
Ambulance driver	1 576	1 576	1 576		
Ward attendants	11 576	13 576	13 553		
Head waiter	1 576	1 576	1 574		
Cooks	2 480	2 480	2 475		
Driver, ambulance	1 480	1 480	1 480		
Laborers	11 480	13 480	12 476		
Undertaker	1 480	1 480	1 475		
Waiters	6 480	6 480	6 475		
Ward attendants	15 480	17 480	16 476		
Salary range, \$240 to \$420; average, \$330—					
Laborers	14 384	16 384	15 379		
Laborers	2 336	2 336	2 334		
Funeral escort sergeant	1 336	1 336	1 336		
Funeral escort privates	8 288	8 288	8 288		
Laborers	6 288	6 288	6 281		
Reader	1 288	1 288	1 288		
Total average number of employees	129	138	135		
01 Total salaries and wages, field service	89,300.00	94,100.00	87,431.04		
Supplies and materials:					
0210 Medical and hospital supplies	12,100.00	10,200.00	13,774.76		
0220 Scientific and educational supplies	100.00	200.00	310.34		
0230 Provisions			577.59		
0280 Sundry supplies	100.00	300.00	490.31		
02 Total supplies and materials	12,300.00	10,700.00	15,153.00		
Equipment:					
3010 Furniture, furnishings and fixtures	300.00	1,000.00	1,690.26		
3020 Educational, scientific and recreational equipment	200.00	400.00	341.12		
3050 Other equipment	300.00	1,250.00	2,331.28		
30 Total equipment	800.00	2,650.00	4,362.66		
Total	102,400.00	107,450.00	106,946.70		
Transportation (same acts)				500.00	
	Estimated expenditures, 1927 appropriation	Estimated expenditures, 1926 appropriation	Expended and obligated, 1925		
06 Travel expenses	\$500.00	\$500.00	\$432.92		

Estimates of appropriations required for the service of the fiscal year ending June 30, 1927—Continued

General object (title of appropriation), date of acts, references to Statutes at Large, or to Revised Statutes, and estimated amount required for each detailed object

Total amount to be appropriated under each head of appropriation

Amount appropriated for the fiscal year ending June 30, 1926

*National Home for Disabled Volunteer Soldiers, Danville Branch—Continued.*Repairs **[\$51,000]** (acts Mar. 21, 1866, vol. 14, p. 10; Mar. 3, 1875, vol. 18, p. 360; Feb. 12, 1925, vol. 43, p. 932)-----

\$50,000.00

	Estimated expenditures, 1927 appropriation		Estimated expenditures, 1926 appropriation		Expended and obligated, 1925
	<i>Average—</i>		<i>Average—</i>		<i>Average—</i>
	No.	Salary	No.	Salary	No. Salary
Field service:					
Salaries and wages—					
Salary range, \$3,800 to \$5,000; average, \$4,400—					
Mason.....					1 \$4,320
Salary range, \$1,860 to \$2,400; average, \$2,100—					
Chief engineer.....	1	\$2,220	1	\$2,220	1 2,220
Salary range, \$1,140 to \$1,500; average, \$1,320—					
Carpenter.....	1	1,380	1	1,380	1 1,357
Electrical worker.....	1	1,380	1	1,380	1 1,380
Painter.....	1	1,380	1	1,380	1 1,380
Plumbers.....	2	1,380	2	1,380	2 1,380
Tinsmith.....	1	1,380	1	1,380	1 1,380
Carpenter.....	1	1,260	1	1,260	1 1,216
Electrical worker.....					1 1,260
Painters.....	2	1,260	2	1,260	3 1,249
Salary range, \$780 to \$1,020; average, \$900—					
Plumbers.....	2	1,020	2	1,020	2 1,020
Laborers.....	1	840	1	840	
Salary range, \$600 to \$780; average, \$690—					
Laborers.....	1	720	1	720	1 740
Salary range, \$420 to \$600; average, \$510—					
Laborer.....					1 557
Carpenter.....	1	576	1	576	1 550
Blacksmith.....	1	480	1	480	1 480
Carpenters.....	2	480	2	480	1 471
Laborers.....	8	480	8	480	8 479
Painters.....	3	480	3	480	2 475
Salary range, \$240 to \$420; average, \$330—					
Laborers.....	2	384	2	384	1 385
Laborers.....	2	336	2	336	1 336
Total average number of employees.....	33		33		33 28,818.03
Total salaries and wages, field service.....		26,616.00		26,616.00	28,818.03
Deduct expenditures for personal services included in objects named below.....		26,616.00		26,616.00	28,818.03
01 Supplies and materials.....		22,884.00		23,884.00	19,760.66
30 Equipment.....		500.00		500.00	281.00
12 Repairs and alterations.....		26,616.00		26,616.00	30,463.43
Total.....		50,000.00		51,000.00	50,505.09

Farm **[\$14,780]** (same acts)-----

14,800.00

	Estimated expenditures, 1927 appropriation		Estimated expenditures, 1926 appropriation		Expended and obligated, 1925
	<i>Average—</i>		<i>Average—</i>		<i>Average—</i>
	No.	Salary	No.	Salary	No. Salary
Field service:					
Salaries and wages—					
Salary range, \$1,320 to \$1,680; average, \$1,500—					
Chief gardener.....	1	\$1,560	1	\$1,560	1 \$1,560
Salary range, \$600 to \$780; average, \$690—					
Laborers.....	3	720	3	720	3 720
Truck drivers.....	2	720	2	720	2 714
Salary range, \$420 to \$600; average, \$510—					
Laborers.....	3	480	3	480	3 480
Gardener.....	0	0	0	0	1 480
Salary range, \$240 to \$420; average, \$330—					
Laborers.....	8	384	8	384	8 372
Laborers.....	8	336	8	336	7 251
Total average number of employees.....	25		25		25 11,687.50
01 Total net salaries and wages, field service.....		12,360.00		12,360.00	11,687.50
Supplies and materials:					
0230 Fuel.....		1,000.00		1,000.00	1,502.00
0250 Forage and other supplies for animals.....		220.00		200.00	521.73
0280 Sundry supplies.....		800.00		800.00	1,022.30
02 Total supplies and materials.....		2,020.00		2,000.00	3,046.03
30 Equipment.....		420.00		420.00	1,269.91
Total.....		14,800.00		14,780.00	16,003.44

In all, Danville Branch-----

\$569,000.00

\$565,500.00

Estimates of appropriations required for the service of the fiscal year ending June 30, 1927—Continued

General object (title of appropriation), date of acts, references to Statutes at Large, or to Revised Statutes, and estimated amount required for each detailed object				Total amount to be appropriated under each head of appropriation	Amount appropriated for the fiscal year ending June 30, 1926
National Home for Disabled Volunteer Soldiers, Mountain Branch— Mountain Branch, Johnson City, Tennessee: Current expenses (<i>acts Mar. 21, 1866, vol. 14, p. 10; Mar. 3, 1878, vol. 18, p. 360; Feb. 12, 1925, vol. 43, p. 932</i>)				\$57,000.00	
	Estimated expenditures, 1927 appropriation	Estimated expenditures, 1926 appropriation	Expended and obligated, 1925		
Field service:					
Salaries and wages—					
Salary range, \$2,400 to \$3,000; average, \$2,700—					
Treasurer.....	No. 1, Salary \$2,740.00	No. 1, Salary \$2,740.00	No. 1, Salary \$2,740.00		
Quartermaster.....	1 2,640.00	1 2,640.00	1 2,640.00		
Adjutant and inspector, executive officer.....	1 2,640.00	1 2,640.00	1 2,640.00		
Commissary of subsistence.....	1 2,640.00	1 2,640.00	1 2,640.00		
Salary range, \$1,860 to \$2,400; average, \$2,100—					
Clerk.....	1 1,920.00	1 1,920.00	1 1,920.00		
Salary range, \$1,500 to \$1,860; average, \$1,680—					
Chaplains.....	2 3,480.00	2 3,480.00	2 3,480.00		
Clerks.....	2 3,600.00	2 3,600.00	2 3,600.00		
Musician.....	1 1,680.00	1 1,680.00	1 1,680.00		
Salary range, \$1,140 to \$1,500; average, \$1,320—					
Guard captain.....	1 1,200.00	1 1,200.00	1 1,200.00		
Clerks.....	8 10,070.00	8 10,070.00	8 10,070.00		
Salary range, \$900 to \$1,140; average, \$1,020—					
Quartermaster sergeant.....	1 960.00	1 960.00	1 960.00		
Guard lieutenant.....	1 960.00	1 960.00	1 897.50		
Clerks.....	2 1,920.00	2 1,920.00	2 2,020.00		
Printer.....	1 960.00	1 960.00	1 1,020.00		
Salary range, \$780 to \$1,020; average, \$900—					
Musicians.....	4 3,360.00	4 3,360.00	4 3,360.00		
Salary range, \$600 to \$780; average, \$690—					
Guard private.....	1 720.00	1 720.00	1 718.00		
Librarian.....	1 720.00	1 720.00	1 706.00		
Musicians.....	6 4,258.00	6 4,258.00	7 5,365.67		
Watchman.....	1 660.00	1 660.00	1 660.00		
Salary range, \$420 to \$600; average, \$510—					
Musician.....			1 40.00		
Librarian.....	1 576.00	1 576.00	1 574.40		
Janitors.....	5 2,400.00	5 2,400.00	5 2,793.33		
Telephone operators.....	3 1,728.00	3 1,728.00	3 1,728.00		
Guards private.....	3 1,728.00	3 1,728.00	3 1,892.80		
01 Total average number of employees.....	49	49	50 1/2		
Total salaries and wages, field service.....	53,500.00	53,500.00	55,345.70		
02 Stationery and office supplies.....	1,900.00	1,900.00	1,738.14		
Communication service:					
0500 Telegraph service.....	75.00	75.00	45.14		
0510 Telephone service.....	225.00	225.00	201.94		
05 Total communication service.....	300.00	300.00	247.08		
06 Travel expenses.....	300.00	400.00	432.60		
07 Transportation of things (service).....	75.00	75.00	67.07		
08 Advertising and publication of notices (service).....	175.00	200.00	199.52		
12 Repairs and alterations.....	100.00	150.00	77.00		
13 Special and miscellaneous current expenses.....	175.00	200.00	237.92		
30 Equipment.....	275.00	275.00	5.70		
Total.....	57,000.00	57,000.00	58,350.73		

Estimates of appropriations required for the service of the fiscal year ending June 30, 1927—Continued

General object (title of appropriation), date of acts, references to Statutes at Large, or to Revised Statutes, and estimated amount required for each detailed object

Total amount to be appropriated under each head of appropriation

Amount appropriated for the fiscal year ending June 30, 1926

National Home for Disabled Volunteer Soldiers, Mountain Branch—Continued.

Subsistence [\$280,000] (acts Mar. 21, 1866, vol. 14, p. 10; Mar. 3, 1875, vol. 18, p. 360; Feb. 12, 1925, vol. 43, p. 932)

\$260,000.00

	Estimated expenditures, 1927 appropriation		Estimated expenditures, 1926 appropriation		Expended and obligated, 1925
Field service:	<i>Average—</i>		<i>Average—</i>		<i>Average—</i>
Salaries and wages—	<i>No.</i>	<i>Salary</i>	<i>No.</i>	<i>Salary</i>	<i>No.</i> <i>Salary</i>
Salary range, \$1,140 to \$1,500; average, \$1,320—					
Baker.....	1	\$1,440	1	\$1,440	1 \$1,336
Cooks.....	3	3,840	3	3,840	2 ² 3,200
Mess steward.....	1	1,200	1	1,200	1 1,200
Clerks.....	2	2,400	2	2,400	1 ¹ 1,000
Meat cutter.....	1	1,200	1	1,200	1 1,200
Salary range, \$900 to \$1,140; average, \$1,020—					
Clerk.....	1	960	1	960	2 2,040
Cook.....	1	1,080	1	1,080	1 1,080
Head waiter.....	1	900	1	900	1 900
Salary range, \$780 to \$1,020; average, \$900—					
Cooks.....	2	1,680	2	1,680	1 ¹ 1,589
Salary range, \$600 to \$780; average, \$690—					
Baker.....	1	720	1	720	1 ¹ 682
Cooks.....	4	2,880	4	2,880	4 2,898
Laborer.....	1	720	1	720	1 634
Salary range, \$420 to \$600; average, \$510—					
Cooks.....	4	2,204	4	2,204	3 ¹ 2,273
Waiters.....	24	11,400	30	14,400	24 ¹ 11,333
Dishwashers.....	8	3,840	8	3,840	7 ¹ 3,476
Laborers.....	15	7,872	15	7,872	15 ¹ 7,491
Total average number of employees.....	70		76		68 ¹
01 Total salaries and wages, field service.....		44,436.00		47,436.00	42,353.68
Supplies and materials:					
0200 Stationery and office supplies.....		400.00		1,300.00	237.86
0240 Wearing apparel and sewing supplies.....		400.00		1,250.00	248.29
0260 Provisions.....		212,000.00		221,564.00	206,894.78
0280 Sundry supplies.....		500.00		1,250.00	355.86
02 Total supplies and materials.....		213,300.00		225,364.00	207,736.79
07 Transportation of things (service).....		64.00		200.00	1.70
30 Furniture, furnishings, and fixtures.....		2,200.00		7,000.00	3,037.53
Total.....		260,000.00		280,000.00	253,129.70

Household [\$100,000] (same acts)

94,000.00

	Estimated expenditures, 1927 appropriation		Estimated expenditures, 1926 appropriation		Expended and obligated, 1925
Field service:	<i>Average—</i>		<i>Average—</i>		<i>Average—</i>
Salaries and wages—	<i>No.</i>	<i>Salary</i>	<i>No.</i>	<i>Salary</i>	<i>No.</i> <i>Salary</i>
Salary range, \$1,140 to \$1,500; average, \$1,320—					
Engineers.....	4	\$5,640.00	4	\$5,640.00	4 \$5,640.00
Laundry foreman.....	1	1,200.00	1	1,200.00	1 1,200.00
Laborer.....	1	1,320.00	1	1,320.00	1 1,320.00
Salary range, \$900 to \$1,140; average, \$1,020—					
Firemen.....	6	5,760.00	6	5,670.00	6 5,760.00
Salary range, \$780 to \$900; average, \$840—					
Upholsterer.....	1	576.00	1	576.00	1 840.00
Laborer.....	1	840.00	1	840.00	1 840.00
Salary range, \$600 to \$780; average, \$690—					
Laborers.....	3	2,040.00	3	2,040.00	3 2,040.00
Salary range, \$420 to \$600; average, \$510—					
Laborers.....	20	10,736.00	20	10,736.00	19 ¹ 9,993.07
Janitors.....	7	3,888.00	7	3,888.00	6 ¹ 3,663.46
Total average number of employees.....	44		44		43 ¹
01 Total salaries and wages, field service.....		32,000.00		32,000.00	31,296.53
Supplies and materials:					
0200 Stationery and office supplies.....		4,500.00		5,000.00	4,923.92
0230 Fuel.....		43,000.00		44,000.00	40,184.02
0240 Wearing apparel and sewing supplies.....		1,500.00		2,000.00	2,055.51
0280 Sundry supplies.....		2,000.00		3,000.00	3,129.20
02 Total supplies and materials.....		51,000.00		54,000.00	50,292.65
07 Transportation of things (service).....		100.00		200.00	121.30
10 Furnishing of heat, light, power, water, and electricity (service).....		7,100.00		9,000.00	7,413.20
Equipment:					
3010 Furniture, furnishings, and fixtures.....		3,500.00		4,500.00	3,733.48
3050 Other equipment.....		300.00		300.00	17.12
30 Total equipment.....		3,800.00		4,800.00	3,750.60
Total.....		94,000.00		100,000.00	92,874.28

Estimates of appropriations required for the service of the fiscal year ending June 30, 1927—Continued

General object (title of appropriation), date of acts, references to Statutes at Large, or to Revised Statutes, and estimated amount required for each detailed object				Total amount to be appropriated under each head of appropriation	Amount appropriated for the fiscal year ending June 30, 1926
<i>National Home for Disabled Volunteer Soldiers, Mountain Branch—Continued.</i> Hospital [\$275,200] (acts Mar. 21, 1866, vol. 14, p. 10; Mar. 3, 1875, vol. 18, p. 360; Feb. 12, 1925, vol. 43, p. 932)-----				\$275,000.00	
	Estimated expenditures, 1927 appropriation	Estimated expenditures, 1926 appropriation	Expended and obligated, 1925		
Field service:					
Salaries and wages—	<i>Average—</i>	<i>Average—</i>	<i>Average—</i>		
Salary range, \$5,200 to \$6,000; average, \$5,600—	No. Salary	No. Salary	No. Salary		
Medical director and superintendent	1 \$6,000.00	1 \$6,000.00	1 \$6,000.00		
Salary range, \$3,800 to \$5,000; average, \$4,400—					
Associate medical director and superintendent	1 4,200.00	1 4,200.00	1 4,200.00		
Salary range, \$3,300 to \$3,900; average, \$3,600—					
Assistant surgeons	2 7,200.00	2 7,200.00	2 7,200.00		
Salary range, \$3,000 to \$3,600; average, \$3,300—					
Assistant surgeons	4 12,000.00	5 15,000.00	4½ 14,600.00		
Salary range, \$2,400 to \$3,000; average, \$2,700—					
Assistant surgeons	11 27,580.00	11 27,580.00	10¾ 25,740.83		
Senior bacteriologist	1 2,400.00	1 2,400.00	1 1,653.33		
Chief nurse	1 2,400.00	1 2,400.00	1 2,400.00		
Salary range, \$1,860 to \$2,400; average, \$2,100—					
Assistant surgeon	1 2,040.00	1 2,040.00	1½ 3,536.00		
Salary range, \$1,500 to \$1,860; average, \$1,680—					
Assistant chief nurse	1 1,920.00	1 1,920.00	1½ 1,325.00		
Occupational therapy, chief aid	1 1,524.00	1 1,524.00	1 1,524.00		
Clerk	1 1,560.00	1 1,560.00	1 1,560.00		
Dietitian	1 1,800.00	1 1,800.00	1 1,800.00		
Salary range, \$1,140 to \$1,500; average, \$1,320—					
Consultants	2 2,400.00	2 2,400.00	1½ 2,300.00		
Druggist	1 1,440.00	1 1,440.00	1½ 1,260.00		
Technicians	2 2,640.00	2 2,640.00	1½ 1,463.34		
Nurses, graduate	18 21,600.00	18 21,600.00	15½ 18,658.66		
Occupational therapy aids	7 8,856.00	7 8,856.00	6½ 8,635.00		
Clerks	4 4,860.00	4 4,860.00	4 4,860.00		
Matron	1 1,200.00	1 1,200.00	1 1,200.00		
Hospital steward	1 1,200.00	1 1,200.00	1 1,186.66		
Dietitian	1 1,500.00	1 1,500.00	¾ 1,191.67		
Cooks	3 3,600.00	3 3,600.00	2½ 3,300.00		
Salary range, \$900 to \$1,140; average, \$1,020—					
Consultant	1 960.00	1 960.00	½ 80.00		
Laboratory assistants	2 1,920.00	2 1,920.00	2 1,860.00		
Dental technician	1 1,080.00	1 1,080.00	1 1,074.00		
Nurses, graduate	25 25,500.00	25 25,500.00	22½ 23,369.85		
Nurses, practical	8 7,200.00	8 7,200.00	7½ 6,382.50		
Occupational therapy aids	2 2,256.00	2 2,256.00	4 4,499.07		
Clerks	3 2,700.00	3 2,700.00	3 2,695.00		
Cooks	2 2,040.00	2 2,040.00	2½ 2,183.33		
Salary range, \$780 to \$1,020; average, \$900—					
Hospital stewards	2 1,680.00	2 1,680.00	2 1,680.00		
Interns			½ 224.00		
Salary range, \$600 to \$780; average, \$690—					
Mail orderer	1 720.00	1 720.00	1 720.00		
Undertaker	1 720.00	1 720.00	1 720.00		
Ward attendants	20 14,400.00	20 14,400.00	18½ 13,542.00		
Ambulance drivers	2 1,440.00	2 1,400.00	2 1,440.00		
Cooks	4 2,820.00	4 2,820.00	4 2,850.66		
Head waiter	1 660.00	1 660.00	1 660.00		
Laborer	1 660.00	1 660.00	1 660.00		
Salary range, \$420 to \$600; average, \$510—					
Ward attendants	45 25,040.00	45 23,040.00	45½ 23,827.22		
Cooks	2 1,152.00	2 1,152.00	1½ 1,147.20		
Head waiter	1 576.00	1 576.00	1 593.33		
Waiters	12 5,760.00	12 5,760.00	11½ 5,573.85		
Dishwashers	5 2,400.00	5 2,400.00	4½ 2,352.00		
Laborers	36 17,396.00	36 17,396.00	37½ 18,104.25		
Total average number of employees	243	244	238½		
01 Total salaries and wages, field service	237,000.00	240,000.00	231,824.75		
Supplies and materials:					
0200 Stationery and office supplies	700.00	700.00	861.03		
0210 Medical and hospital supplies	19,000.00	17,000.00	24,109.58		
0220 Scientific and educational supplies	200.00	200.00	167.64		
0260 Provisions	11,000.00	10,225.00	11,197.56		
0280 Sundry supplies	100.00	100.00	85.60		
02 Total supplies and materials	31,000.00	28,225.00	36,421.41		
07 Transportation of things (service)	100.00	75.00	55.74		
22 Burial expenses	600.00	600.00	596.20		
Equipment:					
3000 Passenger-carrying vehicles	100.00	100.00	20.40		
3010 Furniture, furnishings, and fixtures	3,000.00	3,000.00	2,523.72		
3020 Educational, scientific, and recreational equipment	3,000.00	3,000.00	2,505.19		
3050 Other equipment	200.00	200.00	142.01		
30 Total equipment	6,300.00	6,300.00	5,191.32		
Total	275,000.00	275,200.00	274,089.42		
Transportation (same acts)-----				500.00	
06 Travel expenses	\$500.00	\$500.00	\$484.21		

Estimates of appropriations required for the service of the fiscal year ending June 30, 1927—Continued

General object (title of appropriation), date of acts, references to Statutes at Large, or to Revised Statutes, and estimated amount required for each detailed object

Total amount to be appropriated under each head of appropriation

Amount appropriated for the fiscal year ending June 30, 1926

National Home for Disabled Volunteer Soldiers, Mountain Branch—Continued.
Repairs (acts Mar. 21, 1866, vol. 14, p. 10; Mar. 3, 1875, vol. 18, p. 360; Feb. 12, 1925, vol. 43, p. 932)

\$50,000.00

	Estimated expenditures, 1927 appropriation	Estimated expenditures, 1926 appropriation	Expended and obligated, 1925
Field service:			
Salaries and wages—	<i>Average—</i>	<i>Average—</i>	<i>Average—</i>
Salary range, \$1,860 to \$2,400; average, \$2,100—	<i>No. Salary</i>	<i>No. Salary</i>	<i>No. Salary</i>
Chief engineer.....	1 \$2,400.00	1 \$2,400.00	1 \$2,400.00
Salary range, \$1,500 to \$1,860; average, \$1,680—			
Electrician.....	1 1,500.00	1 1,500.00	1 1,500.00
Mechanic.....	1 1,500.00	1 1,500.00	1 1,172.21
Plumber.....	1 1,500.00	1 1,500.00	1 1,500.00
Steam fitter.....	1 1,500.00	1 1,500.00	1 1,500.00
Salary range, \$1,140 to \$1,500; average, \$1,320—			
Blacksmith.....	1 1,200.00	1 1,200.00	1 1,200.00
Carpenters.....	3 3,780.00	3 3,780.00	2 2,880.00
Electricians.....	2 2,280.00	2 2,280.00	2 2,280.00
Painters.....	4 4,980.00	4 4,980.00	4 4,980.00
Steam fitter.....	1 1,260.00	1 1,260.00	1 315.00
Tinsmith.....	1 1,380.00	1 1,380.00	1 1,380.00
Plasterer.....	1 1,140.00	1 1,140.00	1 1,140.00
Salary range, \$900 to \$1,140; average, \$1,020—			
Carpenter.....	1 960.00	1 960.00	1 960.00
Laborers.....	2 1,860.00	2 1,860.00	2 1,860.00
Painter.....	1 960.00	1 960.00	1 960.00
Plumber.....	1 1,080.00	1 1,080.00	1 1,080.00
Salary range, \$600 to \$780; average, \$690—			
Laborers.....	9 6,420.00	9 6,420.00	6 4,790.83
Painter.....	1 720.00	1 720.00	1 720.00
Salary range, \$420 to \$600; average, \$510—			
Laborers.....	3 1,580.00	3 1,580.00	2 1,526.66
Total average number of employees.....	36	36	32
Total salaries and wages, field service.....	38,000.00	38,000.00	34,144.70
Deduct expenditures for personnel services included in objects named below.....	38,000.00	38,000.00	34,144.70
Supplies and materials:			
0200 Stationery and office supplies.....	100.00	100.00	51.62
0280 Sundry supplies.....	8,000.00	8,000.00	13,011.12
0290 Materials (not specifically allocated for use as supplies, equipment, or structures at time of purchase).....	2,000.00	2,000.00	2,804.91
02 Total supplies and materials.....	10,100.00	10,100.00	15,867.65
12 Repairs and alterations.....	39,900.00	39,900.00	34,358.17
Total.....	50,000.00	50,000.00	50,225.82

Farm [\$34,300] (same acts)

33,300.00

	Estimated expenditures, 1927 appropriation	Estimated expenditures, 1926 appropriation	Expended and obligated, 1925
Field service:			
Salaries and wages—	<i>Average—</i>	<i>Average—</i>	<i>Average—</i>
Salary range, \$1,500 to \$1,860; average, \$1,680—	<i>No. Salary</i>	<i>No. Salary</i>	<i>No. Salary</i>
Chief gardener.....	1 \$1,740.00	1 \$1,740.00	1 \$1,740.00
Salary range, \$1,140 to \$1,500; average, \$1,320—			
Farmer.....	1 1,320.00	1 1,320.00	1 1,320.00
Salary range, \$900 to \$1,140; average, \$1,020—			
Head dairyman.....	1 960.00	1 960.00	1 944.00
Laborer.....			1 206.25
Salary range, \$600 to \$780; average, \$690—			
Truck drivers.....	2 1,440.00	2 1,440.00	2 1,440.00
Superintendent cemetery.....	1 720.00	1 720.00	1 714.00
Laborers.....	2 1,440.00	2 1,440.00	2 1,762.50
Salary range, \$420 to \$600; average, \$510—			
Laborers.....	29 14,880.00	29 14,880.00	24 12,892.32
Total average number of employees.....	37	37	33
Total salaries and wages, field service.....	22,500.00	22,500.00	21,019.07
0150 Special and miscellaneous payments for personal services (commissions, retainers, etc).....	300.00	300.00	268.10
Supplies and materials:			
0200 Stationery and office supplies.....	200.00	200.00	218.40
0240 Wearing apparel and sewing supplies.....	100.00	100.00	58.50
0250 Forage and other supplies for animals.....	3,500.00	4,000.00	4,323.40
0280 Sundry supplies.....	2,750.00	3,000.00	2,906.09
02 Total supplies and materials.....	6,550.00	7,300.00	7,506.39
Equipment:			
3000 Passenger-carrying vehicles.....	3,250.00	3,500.00	4,699.58
3040 Livestock.....	200.00	200.00	184.83
3050 Other equipment.....	500.00	500.00	348.30
30 Total equipment.....	3,950.00	4,200.00	5,132.71
Total.....	33,300.00	34,300.00	33,924.27

In all, Mountain Branch

\$769,800.00

\$797,000.00

66010-25†—73

Estimates of appropriations required for the service of the fiscal year ending June 30, 1927—Continued

General object (title of appropriation), date of acts, references to Statutes at Large, or to Revised Statutes, and estimated amount required for each detailed object				Total amount to be appropriated under each head of appropriation	Amount appropriated for the fiscal year ending June 30, 1926
<i>National Sanitarium for Disabled Volunteer Soldiers, Hot Springs, S. Dak.— Battle Mountain Sanitarium, Hot Springs, South Dakota: Current expenses (acts Mar. 21, 1866, vol. 14, p. 10; Mar. 3, 1875, vol. 18, p. 360; Feb. 12, 1925, vol. 43, p. 932)</i>				\$41, 000. 00	
	Estimated expenditures, 1927 appropriation	Estimated expenditures, 1926 appropriation	Expended and obligated, 1925		
Field service:					
Salaries and wages—					
Salary range, \$3,000 to \$3,600; average, \$3,300—					
Governor and surgeon.....	No. 1 Salary \$3,300	No. 1 Salary \$3,300	No. 1 Salary \$3,300		
Treasurer and quartermaster.....	1 3,000	1 3,000	1 3,000		
Salary range, \$1,680 to \$2,040; average, \$1,860—					
Clerk.....	1 1,920	1 1,920	1 1,920		
Clerks.....	2 1,800	2 1,800	2 1,800		
Chaplain.....	1 1,740	1 1,740	1 1,740		
Clerk.....	1 1,680	1 1,680	1 1,680		
Musician (band master).....	1 1,680	1 1,680	1 1,680		
Salary range, \$1,140 to \$1,500; average, \$1,320—					
Clerks.....	2 1,440	2 1,440	1 1,440		
Clerk.....			1 1,320		
Salary range, \$900 to \$1,140; average, \$1,020—					
Clerks.....	4 1,080	4 1,080	4 1,080		
Quartermaster sergeant.....	1 960	1 960	1 960		
Chaplain.....	1 960	1 960	1 960		
Printer.....	1 960	1 960	1 960		
Salary range, \$780 to \$1,020; average, \$900—					
Musicians.....	2 840	2 840	2 840		
Salary range, \$600 to \$780; average, \$690—					
Musicians.....	2 780	2 780	2 780		
Musicians.....	5 $\frac{1}{2}$ 720	5 $\frac{1}{2}$ 720	8 720		
Salary range, \$420 to \$600; average, \$510—					
Guard sergeant.....	1 480	1 480	1 480		
Clerk.....	1 480	1 480	1 480		
Messenger.....	1 480	1 480	1 480		
Salary range, \$240 to \$420; average, \$330—					
Bugler.....	1 384	1 384	1 384		
Librarian.....			1 384		
Guards, private.....	6 288	6 288	6 288		
Janitors.....	3 288	3 288	3 288		
Total average number of employees.....	39 $\frac{1}{2}$	39 $\frac{1}{2}$	43		
01 Total salaries and wages, field service.....	39,336.00	39,336.00	40,623.60		
Supplies and materials:					
0200 Stationery and office supplies.....	750.00	750.00	764.66		
0270 Blank ammunition.....	10.00	10.00	10.00		
0280 Sundry supplies.....	100.00	100.00	510.22		
02 Total supplies and materials.....	860.00	860.00	1,284.88		
Communication service:					
0500 Telegraph service.....	20.00	20.00	20.52		
0510 Telephone service.....	175.00	175.00	165.95		
05 Total communication service.....	195.00	195.00	186.47		
06 Travel expenses.....	60.00	60.00	79.10		
07 Transportation of things (service).....	10.00	10.00	111.92		
08 Bookbinding.....	1.00	1.00	1.00		
09 Advertising and publication of notices (service).....	140.00	140.00	119.68		
11 Rent (post-office box).....	4.00	4.00	4.00		
13 Special and miscellaneous current expenses.....	94.00	94.00	61.49		
Equipment:					
3020 Educational, scientific, and recreational.....	50.00	50.00		
3060 Other equipment.....	250.00	250.00	89.06		
30 Total equipment.....	300.00	300.00	89.06		
Total.....	41,000.00	41,000.00	42,551.20		

Estimates of appropriations required for the service of the fiscal year ending June 30, 1927—Continued

General object (title of appropriation), date of acts, references to Statutes at Large, or to Revised Statutes, and estimated amount required for each detailed object

Total amount to be appropriated under each head of appropriation

Amount appropriated for the fiscal year ending June 30, 1926

National Sanitarium for Disabled Volunteer Soldiers, Hot Springs, S. Dak.—Con.
 Subsistence [\$81,550] (acts Mar. 21, 1866, vol. 14, p. 10; Mar. 3, 1875, vol. 18, p. 360; Feb. 12, 1925, vol. 43, p. 932)-----

\$91, 300. 00

	Estimated expenditures, 1927 appropriation	Estimated expenditures, 1926 appropriation	Expended and obligated, 1925
Field service:			
Salaries and wages—	<i>Average—</i>	<i>Average—</i>	<i>Average—</i>
Salary range, \$1,020 to \$1,260; average, \$1,140—	No. Salary	No. Salary	No. Salary
Baker.....	1 \$1,200	1 \$1,200	1 \$1,200
Clerk.....	1 1,080	1 1,080	1 1,080
Salary range, \$600 to \$780; average, \$690—			
Meat cutter.....	1 720	1 720	1 720
Salary range, \$420 to \$600; average, \$510—			
Laborers.....	2 480	2 480	2 480
Total numbers of employees.....	5	5	5
01 Total salaries and wages, field service.....	3,960	3,960	3,960
Supplies and materials:			
0240 Wearing apparel.....	300.00	300.00	479.88
0260 Provisions.....	84,750.00	75,000.00	87,807.32
0280 Sundry supplies.....	1,000.00	1,000.00	853.57
0290 Materials.....	150.00	150.00	55.80
02 Total supplies and materials.....	86,200.00	76,450.00	89,196.57
06 Travel expenses.....			32.50
Equipment:			
3010 Furniture, furnishings, and fixtures.....	1,000.00	1,000.00	1,458.88
3050 Other equipment.....	140.00	140.00	165.00
30 Total equipment.....	1,140.00	1,140.00	1,623.88
Total.....	91,300.00	81,550.00	94,812.95

Household [\$62,200] (same acts)-----

59, 700. 00

	Estimated expenditures, 1927 appropriation	Estimated expenditures, 1926 appropriation	Expended and obligated, 1925
Field service—			
Salaries and wages—	<i>Average—</i>	<i>Average—</i>	<i>Average—</i>
Salary range, \$1,320 to \$1,680; average, \$1,500—	No. Salary	No. Salary	No. Salary
Engineer.....	1 \$1,380	1 \$1,380	1 \$1,380
Salary range, \$900 to \$1,140; average, \$1,020—			
Firemen.....	3 1,020	3 1,020	3 1,020
Laundry foreman.....	1 960	1 960	1 960
Salary range, \$600 to \$780; average, \$690—			
Laborer.....	1 660	1 660	1 660
Salary range, \$420 to \$600; average, \$510—			
Laboreres.....	5 480	5 480	5 480
Total average number of employees.....	11	11	11
01 Total salaries and wages, field service.....	8,460	8,460	8,440
Supplies and materials:			
0230 Fuel.....	38,000.00	40,500.00	38,517.03
0280 Sundry supplies.....	5,000.00	5,000.00	4,491.14
0290 Materials.....	500.00	500.00	91.95
02 Total supplies and materials.....	43,500.00	46,000.00	43,100.12
10 Furnishing of heat, light, power, water, and electricity.....	7,200.00	7,200.00	7,780.12
Equipment:			
3010 * Furniture, furnishings, and fixtures.....	400.00	400.00	1,908.10
3050 " Other equipment.....	140.00	140.00	27.50
30 Total equipment.....	540.00	540.00	1,935.60
Total.....	59,700.00	62,200.00	61,255.84

Estimates of appropriations required for the service of the fiscal year ending June 30, 1927—Continued

General object (title of appropriation), date of acts, references to Statutes at Large, or to Revised Statutes, and estimated amount required for each detailed object				Total amount to be appropriated under each head of appropriation	Amount appropriated for the fiscal year ending June 30, 1926
National Sanitarium for Disabled Volunteer Soldiers, Hot Springs, S. Dak.—Con. Hospital [\$82,650] (acts Mar. 21, 1866, vol. 14, p. 10; Mar. 3, 1875, vol. 18, p. 360; Feb. 12, 1925, vol. 43, p. 932)				\$85,000.00	
	Estimated expenditures, 1927 appropriation	Estimated expenditures, 1926 appropriation	Expended and obligated 1925		
Field service:					
Salaries and wages—					
Salary range, \$2,400 to \$3,000; average, \$2,700—					
Assistant surgeon	No. Salary	No. Salary	No. Salary		
Assistant surgeons	1 \$2,740	1 \$2,740	1 \$2,740		
Assistant surgeon	2 2,520	2 2,520	1½ 2,520		
Assistant surgeon	1 2,400	1 2,400	1½ 2,400		
Salary range, \$1,140 to \$1,500; average, \$1,320—					
Clerk	1 1,440	1 1,440	1 1,440		
Aid, occupational therapy	1 1,320	1 1,320	1 1,320		
Cook	1 1,200	1 1,200	1 1,200		
Dietitian	1 1,200	1 1,200	1 1,200		
Druggist	1 1,200	1 1,200	1 1,200		
Chief nurse	1 1,200	1 1,200	1 1,200		
Laboratory technician	1 1,200	1 1,200	1½ 1,200		
Salary range, \$900 to \$1,140; average, \$1,020—					
Aid, occupational therapy	1 1,128	1 1,128	1 1,128		
Clerk	1 1,080	1 1,080	1 1,080		
Aid, physiotherapy	1 960	1 960	1 960		
Cooks	2 960	2 960	2 960		
Trained nurses	11 960	11 960	7½ 960		
Salary range, \$600 to \$780; average, \$690—					
Aid, physiotherapy	1 780	1 780	1 780		
Hospital steward	1 720	1 720	1 720		
Cook	1 720	1 720			
Cooks	2 660	2 660	3 660		
Ward attendants	6 660	6 660	4½ 660		
Salary range, \$420 to \$600; average, \$510—					
Driver	1 576	1 576	1 576		
Head waiter	1 576	1 576	1 576		
Ward attendants	15 576	15 576	14½ 576		
Cook	1 480	1 480	1 480		
Dishwashers	3 480	3 480	3 480		
Laborers	7 480	7 480	7 480		
Ward attendants	17 480	17 480	14½ 480		
Waiters	15 480	15 480	14½ 480		
Seamstress		1 480			
Salary range, \$240 to \$420; average, \$330—					
Laborers	2 372	2 372	2 372		
Laborers	2 336	2 336	2 336		
Laborers	5 288	5 288	3½ 288		
Reader to blind	1 288	1 288	1 288		
Salary range, under \$240—					
Laborers			½ 180		
Miscellaneous—					
Consultants at \$5 per visit: Surgical, eye, ear, nose, and throat; genito-urinary; number of visits	144	144	129		
01 Total average numbers of employees	108	109	94½		
Total salaries and wages, field service	75,084.00	73,034.00	69,989.35		
Supplies and materials:					
0210 Medical and hospital supplies	6,000.00	6,000.00	6,290.61		
0220 Scientific and educational supplies	300.00	300.00	119.43		
0250 Provisions	1,000.00	600.00	3,593.77		
0280 Sundry supplies	400.00	500.00	485.22		
0290 Materials	200.00	200.00	86.63		
02 Total supplies and materials	7,900.00	7,600.00	10,575.66		
07 Transportation of things (service)	200.00	200.00	41.24		
22 Burial expenses	1,200.00	1,200.00	1,493.70		
Equipment:					
3010 Furniture, furnishings, and fixtures	300.00	300.00	1,672.46		
3020 Educational, scientific, and recreational equipment	116.00	116.00	545.69		
3050 Other equipment	200.00	200.00	291.89		
30 Total equipment	616.00	616.00	2,510.04		
Total	85,000.00	82,650.00	84,610.19		
Transportation (same acts)				500.00	
	Estimated expenditures, 1927 appropriation	Estimated expenditures, 1926 appropriation	Expended and obligated, 1925		
06 Travel expense	\$500.00	\$500.00	\$496.36		

Estimates of appropriations required for the service of the fiscal year ending June 30, 1927—Continued

General object (title of appropriation), date of acts, references to Statutes at Large, or to Revised Statutes, and estimated amount required for each detailed object

Total amount to be appropriated under each head of appropriation

Amount appropriated for the fiscal year ending June 30, 1926

National Sanitarium for Disabled Volunteer Soldiers, Hot Springs, S. Dak.—Con.
Repairs [\$19,100] (acts Mar. 21, 1866, vol. 14, p. 10; Mar. 3, 1875, vol. 18, p. 360; Feb. 12, 1925, vol. 43, p. 932)-----

\$22, 000. 00

	Estimated expenditures, 1927 appropriation		Estimated expenditures, 1926 appropriation		Expended and obligated, 1925	
	Average—		Average—		Average—	
	No.	Salary	No.	Salary	No.	Salary
Field service:						
Salaries and wages—						
Salary range, \$1,860 to \$2,400; average, \$2,100—						
Chief engineer.....	1	\$2, 100	1	\$2, 100	1	\$2, 100
Salary range, \$1,320 to \$1,680; average, \$1,500—						
Carpenter.....	1	1, 380	1	1, 380	1	1, 380
Electrician.....	1	1, 380	1	1, 380	1	1, 380
Painter.....	1	1, 380	1	1, 380	1	1, 380
Steam fitter.....	1	1, 380	1	1, 380	1	1, 380
Salary range, \$780 to \$1,020; average, \$900—						
Plumber.....	1	900	1	900	1	900
Machinist.....	1	780	1	780	1	780
Salary range, \$420 to \$600; average, \$510—						
Painter.....	1	576	1	576	1	576
Carpenter.....	1	576	1	576	1	576
Laborers.....	2	480	2	480	2	480
Total average number of employees.....	11		11		11	
Total salaries and wages, field service.....		11, 412		11, 412		11, 979
Deduct expenditures for personal services included in objects named below.....		11, 412		11, 412		11, 979
Supplies and materials:						
0280 Sundry supplies.....		500. 00		500. 00		838. 88
2090 Materials (not specifically allocated for use as supplies, equipment, or structures at time of purchase).....		9, 500. 00		6, 600. 00		4, 727. 89
02 Total supplies and materials.....		10, 000. 00		7, 100. 00		5, 566. 77
11 Rents.....						2. 50
12 Repairs and alterations.....		11, 412. 00		11, 412. 00		14, 294. 18
30 Equipment.....		588. 00		588. 00		2, 180. 74
Total.....		22, 000. 00		19, 100. 00		22, 044. 19

Farm [\$5,200] (same acts)-----

6, 000. 00

	Estimated expenditures, 1927 appropriation		Estimated expenditures, 1926 appropriation		Expended and obligated, 1925	
	Average—		Average—		Average—	
	No.	Salary	No.	Salary	No.	Salary
Field service:						
Salaries and wages—						
Salary range, \$1,500 to \$1,860; average, \$1,680—						
Chief gardener.....	1	\$1, 680	1	\$1, 680	1	\$1, 680
Salary range, \$420 to \$600; average, \$510—						
Laborer.....	1	576	1	576	3	576
Laborers.....	3	480	1	480	3 1/2	480
Salary range, \$240 to \$420; average, \$330—						
Laborers.....	2	336	2	336	1 1/2	336
Laborer.....	1	288	1	288	1 1/2	288
Total average number of employees.....	8		6		9 1/2	
Total salaries and wages, field service.....		4, 656		3, 696		5, 642. 94
The difference between 1927 and 1926 is due to increase in force, \$960.						
Supplies and materials:						
0230 Fuel (gasoline).....		600. 00		600. 00		532. 76
0240 Wearing apparel.....		20. 00		20. 00		4. 50
0250 Forage and other supplies for animals.....		472. 00		472. 00		441. 99
0280 Sundry supplies.....		100. 00		100. 00		38. 47
0290 Materials.....		50. 00		50. 00		8. 03
02 Total supplies and materials.....		1, 242. 00		1, 242. 00		1, 023. 75
07 Transportation of things (service).....						1. 99
12 Repairs and alterations.....		50. 00		50. 00		39. 15
30 Other equipment.....		52. 00		50. 00		722. 78
Total.....		6, 000. 00		5, 200. 00		7, 430. 61

In all, Battle Mountain Sanitarium-----

\$305, 500. 00

\$292, 200. 00

Estimates of appropriations required for the service of the fiscal year ending June 30, 1927—Continued

General object (title of appropriation), date of acts, references to Statutes at Large, or to Revised Statutes, and estimated amount required for each detailed object				Total amount to be appropriated under each head of appropriation	Amount appropriated for the fiscal year ending June 30, 1926
National Home for Disabled Volunteer Soldiers, Clothing— For clothing for all branches; labor, materials, machines, tools, and appliances employed and for use in the tailor shops and shoe shops or other home shops in which any kind of clothing is made or repaired (<i>acts Mar. 21, 1866, vol. 14, p. 10; Mar. 3, 1875, vol. 18, p. 360; Feb. 12, 1925, vol. 43, p. 932</i>)				\$180,000.00	\$160,000.00
	Estimated expenditures, 1927 appropriation	Estimated expenditures, 1926 appropriation	Expended and obligated, 1925		
Field service:					
01 Number of employees.....	150	150	150		
01 Total salaries and wages, field service.....	\$65,000.00	\$65,000.00	\$65,000.00		
Supplies and materials:					
0240 Wearing apparel and sewing supplies.....	114,800.00	94,800.00	95,800.00		
0280 Sundry supplies.....	150.00	150.00	150.00		
02 Total supplies and materials.....	114,950.00	94,950.00	95,950.00		
05 Communication service (telephone service).....	25.00	25.00	25.00		
30 Equipment.....	25.00	25.00	25.00		
Total.....	180,000.00	160,000.00	161,200.00		
National Home for Disabled Volunteer Soldiers, Salaries and Incidental Expenses— Board of managers: President, \$4,000; secretary, \$500; general treasurer, who shall not be a member of the board of managers, \$5,000; chief surgeon, \$4,500; assistant general treasurer, \$3,500; inspector general, \$3,500; clerical services for the offices of the president, general treasurer, chief surgeon, and inspector general, \$19,500; clerical services for managers, \$2,700; traveling expenses of the board of managers, their officers, and employees, including officers of branch homes when detailed on inspection work, \$14,000; outside relief, \$100; legal services, medical examinations, stationery, telegrams, and other incidental expenses, \$1,700 (<i>acts Mar. 21, 1866, vol. 14, p. 10; Mar. 3, 1875, vol. 18, p. 360; Feb. 12, 1925, vol. 43, p. 932</i>)				59,000.00	59,000.00
	Estimated expenditures, 1927 appropriation	Estimated expenditures, 1926 appropriation	Expended and obligated, 1925		
Field service:					
01 Number of employees.....	24	24	25		
01 Total salaries and wages, field service.....	\$43,100.00	\$43,100.00	\$42,133.17		
Supplies and materials:					
0200 Stationery and office supplies.....	300.00	300.00	276.96		
0220 Scientific and educational supplies.....	50.00	50.00	38.00		
02 Total supplies and materials.....	350.00	350.00	314.96		
Communication service:					
0500 Telegraph service.....	150.00	150.00	143.06		
0510 Telephone service.....	250.00	250.00	206.99		
05 Total communication service.....	400.00	400.00	349.05		
Travel expenses:					
0615 Transportation.....	12,850.00	12,850.00	11,202.87		
0616 Subsistence.....	1,500.00	1,500.00	1,321.80		
06 Total travel expenses.....	14,350.00	14,350.00	12,524.67		
08 Printing and binding.....	350.00	350.00	312.96		
09 Advertising and publication of notices (service).....	150.00	150.00	24.06		
30 Equipment.....	300.00	300.00	321.20		
Total.....	59,000.00	59,000.00	55,960.10		
Total, National Home for Disabled Volunteer Soldiers.....				7,640,900.00	7,581,200.00
State and Territorial Homes for Disabled Soldiers and Sailors— State and Territorial homes for disabled soldiers and sailors: For continuing aid to State or Territorial homes for the support of disabled volunteer soldiers, in conformity with the act approved August 27, 1888, as amended, including all classes of soldiers admissible to the National Home for Disabled Volunteer Soldiers, [\$640,000] \$570,000: <i>Provided</i> , That for any sum or sums collected in any manner from inmates of such State or Territorial homes to be used for the support of said homes a like amount shall be deducted from the aid herein provided for, but this proviso shall not apply to any State or Territorial home into which the wives or widows of soldiers are admitted and maintained				570,000.00	640,000.00
Total under National Homes.....				8,210,900.00	8,221,200.00
Total, War Department, exclusive of Panama Canal.....				328,002,431.00	331,030,565.00

Estimates of appropriations required for the service of the fiscal year ending June 30, 1927—Continued

General object (title of appropriation), date of acts, references to Statutes at Large, or to Revised Statutes, and estimated amount required for each detailed object	Total amount to be appropriated under each head of appropriation	Amount appropriated for the fiscal year ending June 30, 1926
THE PANAMA CANAL		
<p>The limitations on the expenditure of appropriations hereinbefore made in this act shall not apply to the appropriations for the Panama Canal. For every expenditure requisite for and incident to the maintenance and operation, sanitation, and civil government of the Panama Canal and Canal Zone, including the following: Compensation of all officials and employees; foreign and domestic newspapers and periodicals; law books, not exceeding \$500; textbooks and books of reference; printing and binding, including printing of annual report; rent and personal services in the District of Columbia; purchase or exchange of typewriting, adding, and other machines; purchase or exchange, maintenance, repair, and operation of motor-propelled and horse-drawn passenger-carrying vehicles; claims for damages to vessels passing through the locks of the Panama Canal, as authorized by the Panama Canal act; claims for losses of or damages to property arising from the conduct of authorized business operations; claims for damages to property arising from the maintenance and operation, sanitation, and civil government of the Panama Canal; acquisition of land and land under water, as authorized in the Panama Canal act; expenses incurred in assembling, assorting, storing, repairing, and selling material, machinery, and equipment heretofore or hereafter purchased or acquired for the construction of the Panama Canal which are unserviceable or no longer needed, to be reimbursed from the proceeds of such sales; expenses incident to conducting hearings and examining estimates for appropriations on the Isthmus; expenses incident to any emergency arising because of calamity by flood, fire, pestilence, or like character not foreseen or otherwise provided for herein; per diem allowance in lieu of subsistence when prescribed by the Governor of the Panama Canal to persons engaged in field work or traveling on official business, pursuant to section 13 of the sundry civil appropriation act approved August 1, 1914; and for such other expenses not in the United States as the Governor of the Panama Canal may deem necessary best to promote the maintenance and operation, sanitation, and civil government of the Panama Canal, all to be expended under the direction of the Governor of the Panama Canal and accounted for as follows (<i>acts June 26, 1902, vol. 32, p. 481, sec. 1; Aug. 5, 1909, vol. 36, p. 117, sec. 39; Aug. 24, 1912, vol. 37, p. 560, secs. 1-14; Feb. 12, 1925, vol. 43, p. 933</i>).</p> <p><i>Maintenance and Operation, Panama Canal—</i></p> <p>For maintenance and operation of the Panama Canal: Salary of the governor, \$10,000; purchase, inspection, delivery, handling, and storing of material, supplies, and equipment for issue to all departments of the Panama Canal, the Panama Railroad, other branches of the United States Government, and for authorized sales, payment in lump sums of not exceeding the amounts authorized by the injury compensation act approved September 7, 1916, to alien cripples who are now a charge upon the Panama Canal by reason of injuries sustained while employed in the construction of the Panama Canal, [and including \$710,000 for the completion of new power plant at Miraflores]; in all, [\$7,140,000] \$5,986,094, together with all moneys arising from the conduct of business operations authorized by the Panama Canal act (<i>acts Aug. 24, 1912, vol. 37, p. 560, secs. 1-14; Feb. 12, 1925, vol. 43, pp. 933-934</i>)</p>	\$5, 986, 094. 00	\$7, 140, 000. 00

	Estimated expenditures, 1927 appropriation	Estimated expenditures, 1926 appropriation	Expended and obligated, 1925
EXECUTIVE OFFICE			
Field service:			
Salaries and wages—	<i>Average—</i>	<i>Average—</i>	<i>Average—</i>
Salary range, \$7,500 and over—	<i>No. Salary</i>	<i>No. Salary</i>	<i>No. Salary</i>
Governor.....	1 \$10,000	1 \$10,000	1 \$10,000
Engineer of maintenance.....	1 7,500	1 7,500	1 7,500
Salary range, \$6,000 to \$7,500; average, \$6,750—			
Engineer of maintenance, assistant.....	1 6,000	1 6,000	1 6,000
Executive secretary.....	1 6,000	1 6,000	1 6,000
Salary range \$3,800 to \$5,000; average \$4,400—			
Chief clerk.....	1 4,600	1 4,600	1 4,600
Chief of bureau.....	1 4,600	1 4,600	1 4,200
Salary range \$3,300 to \$3,900; average \$3,600—			
Secretary to governor.....	1 3,800	1 3,800	1 3,800
Chiefs of bureau.....	2 3,550	2 3,550	2 3,550
Surveying officer.....	1 3,600	1 3,600	1 3,600
Editor and statistician.....	1 3,500	1 3,500	1 3,600
Office assistant.....	1 3,500	1 3,500	1 3,500
Wage and grievance board (substitute).....	1 3,480	1 3,480	1 3,480
Salary range \$3,000 to \$3,600; average \$3,300—			
Chiefs of bureau.....	2 3,250	2 3,250	2 3,300
Engineer of maintenance, assistant to shipping commissioners.....	1 3,300	1 3,300	1 3,300
Assistant chief customs inspector and deputy.....	2 3,300	2 3,300	2 3,300
Chiefs of section.....	2 3,200	2 3,200	2 3,200
Clerks.....	3 3,200	3 3,200	3 3,200
Office assistants.....	3 3,200	3 3,200	3 3,167

Estimates of appropriations required for the service of the fiscal year ending June 30, 1927—Continued

General object (title of appropriation), date of acts, references to Statutes at Large, or to Revised Statutes, and estimated amount required for each detailed object	Total amount to be appropriated under each head of appropriation		Amount appropriated for the fiscal year ending June 30, 1926	
Maintenance and Operation, Panama Canal—Continued.				
	Estimated expenditures, 1927 appropriation	Estimated expenditures, 1926 appropriation	Expended and obligated, 1925	
EXECUTIVE OFFICE—continued				
Field service—Continued.				
Salaries and wages—Continued.				
Salary range, \$3,000 to \$3,600; average, \$3,300—Con.	No.	Average—Salary	No.	Average—Salary
Surveying officer, assistant	1	\$3,200	1	\$3,200
Statistician	1	3,200	1	3,000
Roll keeper, supervisor	1	3,200	1	3,200
Inspector complaints	1	3,200	1	3,200
Salary range \$2,700 to \$3,300; average \$3,000—				
Clerk	1	3,000	1	3,000
Photographer	1	3,000	1	3,000
Special deputy shipping commissioners	2	3,000	2	3,000
Statistician	1	2,900	1	2,900
Salary range \$2,400 to \$3,000; average \$2,700—				
Clerks	24 $\frac{1}{2}$	2,721	24 $\frac{1}{2}$	2,725
Inspector, labor	1	2,800	1	2,800
Rollkeeper, relief	1	2,800	1	2,900
Deputy shipping commissioners	2	2,700	2	2,700
Boarding commissioners	5	2,700	5	2,620
Member wage and grievance board	1	2,676	1	2,676
Librarian	1	2,600	1	2,600
Salary range \$2,100 to \$2,700; average \$2,400—				
Deputy shipping commissioners	2	2,500	2	2,500
Clerks	20	2,305	20	2,310
Translator	1	2,300	1	2,500
Salary range, \$1,860 to \$2,400; average, \$2,100—				
Clerks	16	2,100	16	2,020
Assistant librarian	1	2,100	1 $\frac{1}{2}$	2,100
Photographer's assistant	1 $\frac{1}{2}$	2,100	1 $\frac{1}{2}$	2,100
Cataloguer	1	1,980	1	1,860
Salary range \$1,680 to \$2,040; average, \$1,860—				
Clerks	3	1,800	3	1,620
Salary range \$1,320 to \$1,680; average, \$1,500—				
Clerk	1	1,560	1	1,200
Library assistants	2	1,500	2 $\frac{1}{2}$	1,440
Salary range \$1,020 to \$1,260; average, \$1,140—				
Clerks	1 $\frac{1}{2}$	1,200	1 $\frac{1}{2}$	1,200
Alien employees (silver rolls)—				
Office helpers, messengers, foreman printer and photographer's helpers	37	696	37	692
Differential reduction	353,897	353,897	347,094	
	31,409	31,409	31,409	
Total average number of employees	153 $\frac{1}{2}$	153 $\frac{1}{2}$	151 $\frac{1}{2}$	
Total salaries and wages	322,488	322,488	315,685	
The differential reduction includes Army pay as follows:				
Governor	\$6,000			
Engineer of maintenance	6,000			
Assistant engineer of maintenance	3,900	15,900	15,900	
Actual differential reduction	15,509	15,509	15,509	
CLUBS AND PLAYGROUNDS				
Field service:				
Salaries and wages—				
Salary range, \$3,300 to \$3,900; average, \$3,600—				
General secretary	1	3,900	1	3,900
Salary range, \$2,700 to \$3,300; average, \$3,000—				
Business secretary	1	3,000	1	3,000
Clubhouse secretaries, gold	3	3,000	3	3,000
Moving picture manager			1 $\frac{1}{2}$	2,880
Salary range, \$2,400 to \$3,000; average, \$2,700—				
Clubhouse secretaries, gold	2	2,600	2	2,600
Secretaries, assistant	3	2,600	2 $\frac{1}{2}$	2,600
Physical director	1	2,700	1	2,700
Swimming instructor	1	2,700	1	2,700
Salary range, \$2,100 to \$2,700; average, \$2,400—				
Physical director	1	2,400	1	2,400
Salary range, \$1,860 to \$2,400; average, \$2,100—				
Clubhouse secretary, silver	1	2,040	1	1,800
Clerk	1	2,040	1	1,740
Salary range, \$1,680 to \$2,040; average, \$1,860—				
Clubhouse secretary, silver	1	1,860	1	1,380
Moving picture operator	1	1,800	1	1,800
Carpenter foreman	1	1,920	1	1,920
Salary range, \$1,500 to \$1,860; average, \$1,680—				
Clubhouse secretaries, silver	3	1,620	3	1,500
Playground directors	2	1,680	2	1,680
Clerk	1	1,740	1	1,740
Salary range, \$1,320 to \$1,680; average, \$1,500—				
Cashiers	2	1,440	2	1,380
Salary range, \$1,140 to \$1,500; average, \$1,320—				
Clerk	1	1,320	1	1,260
Cashier			1	1,380
Salary range, \$1,020 to \$1,260; average, \$1,140—				
Playground directress, assistants	3	1,200	3	900
Cashiers	4	1,140	4	1,110
Saleswoman, head	1	1,080	1	1,080

Estimates of appropriations required for the service of the fiscal year ending June 30, 1927—Continued

General object (title of appropriation), date of acts, references to Statutes at Large, or to Revised Statutes, and estimated amount required for each detailed object	Total amount to be appropriated under each head of appropriation			Amount appropriated for the fiscal year ending June 30, 1926
Maintenance and Operation, Panama Canal—Continued.				
	Estimated expenditures, 1927 appropriation	Estimated expenditures, 1926 appropriation	Expended and obligated, 1925	
CLUBS AND PLAYGROUNDS—continued				
Field service—Continued.				
Salaries and wages—Continued.				
Salary range, \$780 to \$1,020; average, \$900—	Average—	Average—	Average—	
	No. 1 Salary	No. 1 Salary	No. 1	Salary
Clerk.....	1 \$900	1 \$900	1	\$900
Saleswomen, head.....	2 840	2 840	2	840
Salary range, \$600 to \$780; average, \$690—				
Cook.....	1 720	1 720		
Alien employees—				
Attendants, office helpers, messengers, salesmen, stewards, janitors, waiters, watchmen, laundress, artisans, helpers, boatmen, boys and cooks.....	100 690	100 690	100	690
Differential reduction.....	142,060 247	142,060 247	137,186 247	
Total average number of employees.....	139	139	137 $\frac{1}{2}$	
Total salaries and wages.....	141,813	141,813	136,949	
ACCOUNTING OFFICE				
Field service:				
Salaries and wages—				
Salary range, \$6,000 to \$7,500; average, \$6,750—				
Auditor.....	1 7,000	1 7,000	1	7,000
Salary range, \$5,200 to \$6,000; average, \$5,600—				
Assistant auditor.....	1 5,400	1 5,400	1	5,400
Salary range, \$3,800 to \$5,000; average, \$4,400—				
Chief accountant.....	1 4,200	1 4,200	1	4,200
Salary range, \$3,300 to \$3,900; average, \$3,600—				
Chief examiner.....	1 3,700	1 3,700	1	3,700
Railroad accountant.....	1 3,700	1 3,700	1	3,700
Claim officer.....	1 3,700	1 3,700	1	3,700
Assistant chief accountant.....	1 3,600	1 3,600	1	3,600
Salary range, \$3,000 to \$3,600; average, \$3,300—				
Commissary accountant.....	1 3,300	1 3,300	1	3,300
Chief traveling inspector.....	1 3,200	1 3,200	1	3,200
Chief time inspector.....	1 3,100	1 3,100	1	3,100
Assistant railroad accountant.....	1 3,100	1 3,100	1	3,100
Chief property inspector.....	1 3,200	1 3,200	1	3,200
Office assistant.....	1 3,200	1 3,200	1	3,200
Chiefs of section.....	5 3,200	5 3,200	5	3,200
Accountant.....	1 3,200	1 3,200	1	3,200
Salary range, \$2,700 to \$3,300; average, \$3,000—				
Traveling inspectors.....	3 2,833	3 2,833	3	2,833
Senior time inspector.....	1 2,900	1 2,900	1	2,900
Accountants.....	12 2,800	12 2,800	12	2,800
Clerk accountants.....	5 2,820	5 2,820	5	2,820
Salary range, \$2,400 to \$3,000; average, \$2,700—				
Time inspectors.....	2 2,600	2 2,600	2	2,600
Accountants.....	8 2,663	8 2,663	8	2,613
Clerks.....	9 2,633	9 2,633	9	2,633
Salary range, \$2,100 to \$2,700; average, \$2,400—				
Time inspectors.....	3 2,400	3 2,400	3	2,400
Accountants.....	9 2,444	9 2,444	9	2,444
Clerks.....	23 2,363	23 2,363	23	2,363
Salary range, \$1,860 to \$2,400; average, \$2,100—				
Accountant.....	1 2,040	1 2,040		
Clerks.....	24 2,088	23 2,088	16	2,082
Operatives.....	3 2,040	3 2,040	3	2,040
Salary range, \$1,680 to \$2,040; average, \$1,860—				
Clerks.....	4 1,820	5 1,816	10	1,868
Operative.....	1 1,920	1 1,920	1	1,920
Salary range, \$1,500 to \$1,860; average, \$1,680—				
Clerks.....	6 1,430	6 1,430	6	1,430
Operatives.....	5 1,773	5 1,760	5	1,760
Salary range \$1,320 to \$1,680; average, \$1,500—				
Time inspector.....	1 1,500	1 1,500	1	1,500
Clerks.....	2 1,500	2 1,500	2	1,500
Operative.....	1 1,500	1 1,500	1	1,500
Head coupon operative.....	1 1,440	1 1,440	1	1,400
Salary range, \$1,140 to \$1,500; average, \$1,320—				
Clerks.....	4 1,395	4 1,395	4	1,395
Coupon book inspectors.....	3 1,380	3 1,380	3	1,380
Operatives.....	12 1,315	12 1,315	12	1,315
Salary range, \$1,020 to \$1,260; average, \$1,140—				
Clerks.....	2 1,200	2 1,200	2 $\frac{1}{2}$	1,200
Operatives.....	4 1,095	4 1,095	4	1,095
Salary range, \$900 to \$1,140; average, \$1,020—				
Clerks.....	2 990	2 990	2	990
Operative.....	1 960	1 960	1	960
Alien employees—				
Office helpers.....	5 780	5 780	4 $\frac{1}{2}$	783
Differential reduction.....	393,920 8,092	393,569 8,092	385,612 8,092	
Total average number of employees.....	176	176	172 $\frac{1}{2}$	
Total salaries and wages.....	385,828	385,477	377,520	
The difference between 1927 and 1926 is due to increase in salaries, \$351.				

Estimates of appropriations required for the service of the fiscal year ending June 30, 1927—Continued

General object (title of appropriation), date of acts, references to Statutes at Large, or to Revised Statutes, and estimated amount required for each detailed object	Total amount to be appropriated under each head of appropriation		Amount appropriated for the fiscal year ending June 30, 1926
Maintenance and Operation, Panama Canal—Continued.			
	Estimated expenditures, 1927 appropriation	Estimated expenditures, 1926 appropriation	Expended and obligated, 1925
PAYMASTER			
Field service:			
Salaries and wages—			
Salary range, \$3,800 to \$5,000; average, \$4,400—			
Paymaster.....	Average— No. 1 \$5,000	Average— No. 1 \$5,000	Average— No. 1 \$5,000
Salary range, \$3,300 to \$3,900; average, \$3,600—			
Assistant Paymaster.....	1 3,900	1 3,900	1 3,900
Salary range, \$3,000 to \$3,600; average, \$3,300—			
Paying tellers.....	2 3,300	2 3,300	2 3,300
Salary range, \$2,700 to \$3,300; average, \$3,000—			
Accountant.....	1 3,100	1 3,100	1 3,100
Pay clerks.....	3 2,900	3 2,900	3 2,900
Salary range, \$2,400 to \$3,000; average, \$2,700—			
Pay clerk (emergency).....	1 2,800	1 2,800	1 2,800
Bookkeeper.....	1 2,800	1 2,800	1 2,800
Salary range, \$2,100 to \$2,700; average, \$2,400—			
Clerk.....	1 2,300	1 2,300	1 2,400
Alien employees—			
Money counters.....	3 1,030	3 1,030	3 1,030
	38,290	38,290	38,390
Differential reduction.....	36	36	36
Total average number of employees.....	14	14	14
Total salaries and wages.....	38,254	38,254	38,354
COLLECTOR			
Field service:			
Salaries and wages—			
Salary range, \$3,800 to \$5,000; average, \$4,400—			
Collector.....	1 5,000	1 5,000	1 5,000
Salary range, \$3,300 to \$3,900; average, \$3,600—			
Deputy collector (assistant).....	1 3,900	1 3,900	1 3,900
Salary range, \$3,000 to \$3,600; average, \$3,300—			
Deputy collectors.....	2 3,300	2 3,300	2 3,230
Salary range, \$2,700 to \$3,300; average, \$3,000—			
Deputy collector.....	1 2,900	1 2,900	1 2,830
Salary range, \$2,400 to \$3,000; average, \$2,700—			
Deputy collectors.....	8 2,675	8 2,675	8 2,561
Salary range, \$2,100 to \$2,700; average, \$2,400—			
Clerk.....	1 2,300	1 2,300	1 2,300
Salary range, \$1,680 to \$2,040; average, \$1,860—			
Clerks.....	1½ 1,800	1½ 1,800	1½ 1,740
Salary range, \$1,140 to \$1,600; average, \$1,320—			
Clerk.....	1 1,320	1 1,320	1 1,320
	45,820	45,820	44,328
Differential reduction.....	200	200	200
Total average number of employees.....	16½	16½	16½
Total salaries and wages.....	45,620	45,620	44,128
OFFICE ENGINEER			
Field service:			
Salaries and wages—			
Salary range, \$3,800 to \$5,000; average, \$4,400—			
Office engineer.....	1 4,600	1 4,600	1 4,600
Salary range, \$3,300 to \$3,900; average, \$3,600—			
Architect.....	1 3,900	1 3,900	1 3,900
Engineer, assistant.....	1 3,800	1 3,800	1 3,800
Engineer, junior.....	1 3,600	1 3,300	
Engineer, designer.....	1 3,400	1 3,300	
Draftsmen.....	3 3,500	3 3,333	2 3,350
Salary range, \$3,000 to \$3,600; average, \$3,300—			
Draftsman.....	1 3,300	1 3,200	1 3,200
Salary range, \$2,700 to \$3,300; average, \$3,000—			
Draftsmen.....	3 2,933	3 2,866	3 2,866
Salary range, \$2,400 to \$3,000; average, \$2,700—			
Draftsmen.....	2 2,750	2 2,600	2 2,600
Clerk.....	1 2,700	1 2,700	1 2,700
Alien employees (silver rolls)—			
Office helpers.....	2 828	2 813	2 813
	51,756	50,224	40,324
Differential reduction.....	963	963	963
Total average number of employees.....	17	17	14
Total salaries and wages.....	50,793	49,261	39,361
The difference between 1927 and 1926 is due to increase in salaries, \$1,532.			
METEOROLOGY AND HYDROGRAPHY			
Field service:			
Salaries and wages—			
Salary range, \$3,800 to \$5,000; average, \$4,400—			
Chief hydrographer.....	1 4,200	1 4,200	1 4,200
Salary range, \$3,300 to \$3,900; average, \$3,600—			
Assistant Chief hydrographer.....	1 3,500	1 3,500	1 3,500
Salary range, \$2,700 to \$3,300; average, \$3,000—			
Meteorologist.....	1 3,000	1 3,000	1 3,000
Salary range, \$2,400 to \$3,000; average, \$2,700—			
Meteorologists.....	2 2,700	2 2,700	2 2,700
Hydrographer.....	1 2,700	1 2,700	1 2,500

Estimates of appropriations required for the service of the fiscal year ending June 30, 1927—Continued

General object (title of appropriation), date of acts, references to Statutes at Large, or to Revised Statutes, and estimated amount required for each detailed object	Total amount to be appropriated under each head of appropriation		Amount appropriated for the fiscal year ending June 30, 1926
<i>Maintenance and Operation, Panama Canal—Continued.</i>			
	Estimated expenditures, 1927 appropriation	Estimated expenditures, 1926 appropriation	Expended and obligated, 1925
METEOROLOGY AND HYDROGRAPHY—continued			
Field service—Continued.			
Salaries and wages—Continued.			
Salary range, \$2,100 to \$2,700; average, \$2,400—	<i>Average—</i>	<i>Average—</i>	<i>Average—</i>
Hydrographer.....	<i>No. 1 Salary</i>	<i>No. 1 Salary</i>	<i>No. 1 Salary</i>
Observer.....	1 \$2,400	1 \$2,400	1 \$2,400
	1 2,200	1 2,200	1 2,100
Salary range, \$1,680 to \$2,040; average, \$1,860—			
Observers (relief).....	1 1,800	1 1,800	
Alien employees (silver rolls)—			
Foremen, helpers, observers, boatmen, messengers, etc.....	14 575	14 575	14 551
	32,050	32,050	30,814
Differential reduction.....	368	368	368
Total average number of employees.....	22 1/2	22 1/2	22
Total salaries and wages.....	31,682	31,682	30,446
SURVEYS			
Field service:			
Salaries and wages—			
Salary range, \$3,800 to \$5,000; average, \$4,400—			
Engineer, assistant.....	1 4,600	1 4,600	1 4,200
Salary range, \$3,300 to \$3,900; average, \$3,600—			
Engineer, junior.....	1 3,800	1 3,800	1 3,800
Salary range, \$3,000 to \$3,600; average, \$3,300—			
Engineer, junior.....	1 3,300	1 3,300	1 3,100
Salary range, \$2,700 to \$3,300; average, \$3,000—			
Engineers, junior.....	2 3,050	2 3,050	2 3,000
Salary range, \$2,400 to \$3,000; average, \$2,700—			
Surveyor.....	1 2,700	1 2,700	
Salary range, \$2,100 to \$2,700; average, \$2,400—			
Surveyor.....	1 2,400	1 2,400	1 2,400
Salary range, \$1,860 to \$2,400; average, \$2,100—			
Surveyor.....	1 2,100	1 2,100	1 2,100
Salary range, \$1,320 to \$1,680; average, \$1,500—			
Recorder.....			1 1,500
Salary range, \$1,140 to \$1,500; average, \$1,320—			
Recorder.....	1 1,260		
Foremen, cooks, and chainmen.....	20 648	20 648	22 648
	36,460	37,720	34,322
Differential reduction.....	62	62	62
Total average number of employees.....	27 1/2	28 1/2	28 1/2
Total salaries and wages.....	36,398	37,658	34,260
The difference between 1927 and 1925 is due to decrease in force, \$1,260.			
CHIEF QUARTERMASTER'S OFFICE			
Field service:			
Salaries and wages—			
Salary range, \$6,000 to \$7,500; average, \$6,750—			
Chief quartermaster.....	1 7,000	1 7,000	1 7,000
Salary range, \$5,200 to \$6,000; average, \$5,600—			
Superintendent.....	1 5,400	1 5,400	1 5,400
Salary range, \$3,800 to \$5,000; average, \$4,400—			
Superintendent (relief).....			1 3,900
Salary range, \$3,300 to \$3,900; average, \$3,600—			
Chief clerk.....	1 3,600	1 3,600	1 3,600
Chief, Purchase and Sales.....	1 3,600	1 3,600	1 3,600
Salary range, \$3,000 to \$3,600; average, \$3,300—			
Inspector.....	1 3,300	1 3,300	
Salary range, \$2,400 to \$3,000; average, \$2,700—			
Clerks.....	4 2,700	4 2,700	4 2,700
Salary range, \$2,100 to \$2,700; average, \$2,400—			
Clerks.....	4 2,300	4 2,300	4 2,285
Salary range, \$1,860 to \$2,400; average, \$2,100—			
Clerk.....	1 2,100	1 2,100	1 2,100
Salary range, \$1,680 to \$2,040; average, \$1,860—			
Clerk.....	1 1,800	1 1,800	1 1,620
Alien employees, office helper.....	1 930	1 930	1 923
	46,060	46,060	45,483
Differential reduction.....	125	125	125
Total average number of employees.....	16 3/4	15 3/4	15 3/4
Total salaries and wages.....	45,955	45,955	45,358

Estimates of appropriations required for the service of the fiscal year ending June 30, 1927—Continued

General object (title of appropriation), date of acts, references to Statutes at Large, or to Revised Statutes, and estimated amount required for each detailed object	Total amount to be appropriated under each head of appropriation		Amount appropriated for the fiscal year ending June 30, 1926
<i>Maintenance and Operation, Panama Canal—Continued.</i>			
	Estimated expenditures, 1927 appropriation	Estimated expenditures, 1926 appropriation	Expended and obligated, 1925
DISTRICT QUARTERMASTERS			
Field service:			
Salaries and wages—	Average—	Average—	Average—
Salary range, \$3,800 to \$5,000; average, \$4,400—	No. Salary	No. Salary	No. Salary
District quartermaster	1 \$4,200	1 \$4,200	1 \$3,900
Salary range, \$3,300 to \$3,900; average, \$3,600—			
District quartermasters	2 3,750	2 3,750	2 3,450
Salary range, \$3,000 to \$3,600; average, \$3,300—			
Assistant district quartermasters	3 3,200	3 3,200	3 3,100
Salary range, \$2,700 to \$3,300; average, \$3,300—			
Clerk	1 2,900	1 2,900	1 2,900
Salary range, \$2,400 to \$3,000; average, \$2,700—			
Foremen	2 2,580	2 2,580	2 2,580
Salary range, \$2,100 to \$2,700; average, \$2,400—			
Clerks	2 2,300	2 2,300	2 2,300
Salary range, \$1,860 to \$2,400; average, \$2,100—			
Foremen	2 2,100	2 2,100	1½ 2,100
Custodian	1 2,040	1 2,040	1 2,040
Salary range, \$1,500 to \$1,860; average, \$1,680—			
Foreman			¾ 1,620
Salary range, \$1,320 to \$1,680; average, \$1,500—			
Clerk	1 1,500	1 1,500	1 1,500
Telephone operator	1 1,560	1 1,560	1 1,560
Salary range, \$1,140 to \$1,500; average, \$1,320—			
Clerks	1½ 1,380	1½ 1,380	1½ 1,354
Salary range, \$1,020 to \$1,260; average, \$1,140—			
Clerks	2 1,170	2 1,170	2 1,140
Matron	1 1,200	1 1,200	1 1,200
Alien employees, office helpers, foremen, janitors, watchmen, artisans, messengers, gardeners, scythemen, laborers, and boys	322 547	322 547	309 553
Differential reduction	224,485 465	224,485 465	216,555 465
Total average number of employees	342½	342½	328½
Total salaries and wages	224,020	224,020	216,090
QUARTERMASTER GENERAL STORES (CONSOLIDATED)			
Field service:			
Salaries and wages—			
Salary range, \$3,800 to \$5,000; average, \$4,400—			
General storekeeper	1 4,600	1 4,600	1 4,600
Salary range, \$3,300 to \$3,900; average, \$3,600—			
Storekeeper	1 3,600	1 3,600	1 3,300
Chief clerk	1 3,500	1 3,500	1 3,500
Salary range, \$3,000 to \$3,600; average, \$3,300—			
Clerk	1 3,300	1 3,300	1 3,300
Foreman	1 3,300	1 3,300	1 3,300
Salary range, \$2,700 to \$3,300; average, \$3,000—			
Storekeeper	1 3,000	1 3,000	1 3,000
Clerks	2 3,000	2 3,000	2 3,000
Foremen	10 2,922	10 2,904	10 2,823
Salary range, \$2,400 to \$3,000; average, \$2,700—			
Clerk (relief)	½ 2,700	½ 2,700	½ 2,700
Clerks	4 2,725	4 2,725	4 2,700
Engineer	1 2,721	1 2,721	1 2,721
Foreman	1 2,580	1 2,580	1 2,580
Salary range, \$2,100 to \$2,700; average, \$2,400—			
Clerks	2 2,350	2 2,350	2 2,300
Storekeeper	1 2,300	1 2,300	1 2,300
Salary range, \$1,860 to \$2,400; average, \$2,100—			
Clerks	2 2,070	2 2,070	2 2,040
Foremen	3½ 2,100	3½ 2,014	2½ 1,934
Salary range, \$1,680 to \$2,040; average, \$1,860—			
Clerks	2 1,860	2 1,860	1½ 1,776
Salary range, \$1,500 to \$1,860; average, \$1,680—			
Clerks	2 1,740	2 1,740	1½ 1,714
Salary range, \$1,320 to \$1,680; average, \$1,500—			
Clerk	1 1,500	1 1,500	1 1,500
Salary range, \$1,140 to \$1,500; average, \$1,320—			
Clerks	4½ 1,331	4½ 1,331	4½ 1,330
Salary range, \$900 to \$1,140; average, \$1,020—			
Clerk			¾ 960
Alien employees, storemen, foremen, checkers, office helpers, messengers, artisans, riggers, laborers, boys, watchmen, storekeepers	240 596	240 596	238 599
Differential reduction	249,919 1,024	249,439 1,024	244,985 1,024
Total average number of employees	282½	282½	279½
Total salaries and wages	248,895	248,415	243,961
The difference between 1927 and 1926 is due to increase in salaries, \$480.			

Estimates of appropriations required for the service of the fiscal year ending June 30, 1927—Continued

General object (title of appropriation), date of acts, references to Statutes at Large, or to Revised Statutes, and estimated amount required for each detailed object	Total amount to be appropriated under each head of appropriation		Amount appropriated for the fiscal year ending June 30, 1926
Maintenance and Operation, Panama Canal—Continued.			
	Estimated expenditures, 1927 appropriation	Estimated expenditures, 1926 appropriation	Expended and obligated, 1925
FUEL-OIL PLANTS			
Field service:			
Salaries and wages—	<i>Average—</i>	<i>Average—</i>	<i>Average—</i>
Salary range, \$3,300 to \$3,900; average, \$3,600—	No. Salary	No. Salary	No. Salary
Foremen	2½ 3,840	2½ 3,840	2½ 3,840
Salary range, \$2,400 to \$3,000; average, \$2,700—			
Engineers	13 2,721	13 2,721	13 2,721
Salary range, \$2,100 to \$2,700; average, \$2,400—			
Foremen	9 2,471	9 2,471	9 2,471
Salary range, \$1,800 to \$2,400; average, \$2,100—			
Gaugers	7½ 2,221	7½ 2,221	7½ 2,221
Alien employees, firemen, oilers, and laborers	56 723	56 723	56 726
Differential reduction	123,359	123,359	123,519
	284	284	284
Total number of employees	87½	87½	87½
Total salaries and wages	123,075	123,075	123,235
ANIMAL AND MOTOR TRANSPORTATION			
Field service:			
Salaries and wages—			
Salary range, \$3,000 to \$3,600; average, \$3,300—			
Foreman	1 3,192	1½ 3,192	1 3,192
Salary range, \$2,700 to \$3,300; average, \$3,000—			
Foreman	1 2,880	1 2,880	1 2,880
Chauffeur	1 2,940	1 2,940	1 2,800
Salary range, \$2,400 to \$3,000; average, \$2,700—			
Chauffeurs	6 2,614	6 2,614	6 2,504
Salary range, \$2,100 to \$2,700; average, \$2,400—			
Chauffeurs	10 2,458	13 2,441	9½ 2,400
Alien employees, foremen, storemen, watchmen, office helpers, messengers, chauffeurs, helpers, boys, and laborers	117 684	125 688	120 689
Differential reduction	129,276	142,165	130,019
	461	461	461
Total average number of employees	136	146½	138½
Total salaries and wages	128,815	141,704	129,558
The difference between 1927 and 1926 is due to decrease in force, \$12,889.			
MOTOR CAR REPAIR SHOP			
Field service:			
Salaries and wages—			
Salary range, \$3,800 to \$5,000; average, \$4,400—			
Foreman, general	1 4,540	1 4,540	1 4,540
Salary range, \$3,000 to \$3,600; average, \$3,300—			
Foreman		½ 3,192	
Salary range, \$2,400 to \$3,000; average, \$2,700—			
Clerk	1 2,700	1 2,700	1 2,700
Machinists	8 2,671	8 2,671	8 2,671
Salary range, \$2,100 to \$2,700; average, \$2,400—			
Machinists	3 2,521	3 2,521	2½ 2,521
Salary range, \$1,800 to \$2,400; average, \$2,100—			
Machinists	2 2,221	2 2,221	2 2,221
Salary range, \$1,500 to \$1,800; average, \$1,680—			
Machinists	2 1,597		
Salary range, \$1,140 to \$1,500; average, \$1,320—			
Machinist	1 1,398	1 1,398	
Salary range, \$780 to \$1,020; average, \$900—			
Machinists		2 948	2½ 948
Alien employees, office helpers, storemen, watchmen, saddlers, blacksmiths, teamsters, stablemen, artisans, helpers, laborers, and boys	59 407	59 407	59 419
Differential reduction	69,205	68,173	66,889
	269	269	269
Total average number of employees	77	77½	76½
Total salaries and wages	68,936	67,904	66,620
The difference between 1927 and 1926 is due to increase in salaries, \$1,032.			
QUARTERMASTER, CONSTRUCTION QUARTERMASTER			
Field service:			
Salaries and wages—			
Salary range, \$5,200 to \$6,000; average, \$5,600—			
Construction quartermaster	1 5,400	1 5,400	1 5,400
Salary range, \$3,800 to \$5,000; average, \$4,400—			
Foremen, construction	2 4,680	2 4,680	2 4,680
Foreman, plasterer	1 4,932	1 4,932	1 4,932
Foreman, plumber	1 4,080	1 4,080	1 4,080
Bricklayers	2 4,418	3 4,413	2 4,418
Plasterers	4 4,618	5 4,618	4 4,618
Plumbers	3 3,819	4 3,819	3 3,819
Salary range, \$3,200 to \$3,900; average, \$3,600—			
Foreman, construction	1 3,780	1 3,780	1 3,780
Foremen, carpenters	4 3,694	4 3,694	3 3,694
Foreman, sheet metal workers	1 3,600	1 3,600	1 3,600

Estimates of appropriations required for the service of the fiscal year ending June 30, 1927—Continued

General object (title of appropriation), date of acts, references to Statutes at Large, or to Revised Statutes, and estimated amount required for each detailed object	Total amount to be appropriated under each head of appropriation				Amount appropriated for the fiscal year ending June 30, 1926			
Maintenance and Operation, Panama Canal—Continued.								
	Estimated expenditures, 1927 appropriation		Estimated expenditures, 1926 appropriation		Expended and obligated, 1925			
QUARTERMASTER, CONSTRUCTION QUARTERMASTER—continued								
Field service—Continued.								
Salaries and wage—Continued.								
Salary range, \$3,000 to \$3,600; average, \$3,300—								
Foremen, painters.....	3	\$3,195	3	\$3,195	3	\$3,195		
Foremen, carpenters.....	8	3,115	8	3,170	8	3,170		
Sheet metal worker.....	1	3,370	1	3,370	1	3,370		
Foreman, planing mill.....	1	3,195	1	3,195	1	3,195		
Salary range, \$2,400 to \$3,000; average, \$2,700—								
Painter.....	1	2,870	1	2,870	1	2,870		
Plumbers.....	6	2,870	6	2,870	6	2,870		
Carpenter.....	1	2,696	1	2,696	1	2,696		
Sheet metal worker.....	1	2,870	1	2,870	1	2,870		
Planing mill hands.....	7	2,721	7	2,822	6	2,721		
Material foremen.....	2	2,580	2	2,580	1	2,580		
Tile setter.....	1	2,671	1	2,671	1	2,671		
Salary range, \$1,600 to \$1,960; average, \$1,680—								
Helpers.....	2	1,622	2	1,622	2	1,622		
Alien employees (artisans)—								
Laborers, helpers, boys.....	549	599	670	606	428	602		
Differential reduction.....	510, 541		603, 028		430, 560			
	537		537		537			
Total average number of employees.....	603		727		479			
Total salaries and wages.....	510, 004		602, 491		430, 023			
The difference between 1927 and 1926 is due to decrease in force, \$92,487.								
QUARTERMASTER PANAMA CANAL PRESS								
Field service:								
Salaries and wages—								
Salary range, \$3,800 to \$5,000; average, \$4,400—								
Printer.....	1	4,200	1	4,200	1	4,200		
Salary range, \$3,300 to \$3,900; average, \$3,600—								
Machinist.....	1	3,756	1	3,756	1	3,756		
Salary range, \$3,000 to \$3,600; average, \$3,300—								
Foreman, plant.....	1	3,420	1	3,420	1	3,198		
Foreman, proof reader.....	1	3,420	1	3,420	1	3,198		
Operators, monotype.....	2	3,264	1	3,264	1	3,112		
Salary range, \$2,700 to \$3,300; average, \$3,000—								
Apprentice.....			1	2,940	1	2,532		
Salary range, \$2,400 to \$3,000; average, \$2,700—								
Storekeeper.....	1	2,600	1	2,600	1	2,600		
Salary range, \$1,140 to \$1,500; average, \$1,320—								
Clerks.....					1	1,380		
Proof-room assistant.....	1	1,380	1	1,380				
Salary range, \$1,020 to \$1,260; average, \$1,140—								
Watchman.....	1	1,200	1	1,200	1	1,200		
Alien employees, office helpers, storemen, foremen, janitors, messengers, watchmen, artisans, bookbinders, compositors, laborers, cutters, printers, boys.....								
	80	613	80	613	80	619		
Differential reduction.....	75, 504		75, 180		74, 305			
	244		244		244			
Total average number of employees.....	89		89		88 $\frac{1}{2}$			
Total salaries and wages.....	75, 260		74, 936		74, 061			
The difference between 1927 and 1926 is due to increase in salaries, \$324.								
QUARTERMASTER FARM BUREAU AND LAND RENTALS								
Field service:								
Salaries and wages—								
Salary range, \$3,800 to \$5,000; average, \$4,400—								
Agronomist.....	1	4,600	1	4,600	1	4,600		
Salary range, \$1,680 to \$2,040; average, \$1,860—								
Foreman.....	1	1,800	1	1,800	1	1,800		
Gardener.....	$\frac{1}{2}$	1,800	$\frac{1}{2}$	1,800	$\frac{1}{2}$	1,800		
Alien employees, office helpers, gardeners, helpers, and laborers.....								
	16	572	16	572	16	579		
Differential reduction.....	17, 050		17, 050		17, 156			
	66		66		66			
Total average number of employees.....	18 $\frac{1}{2}$		18 $\frac{1}{2}$		18 $\frac{1}{2}$			
Total salaries and wages.....	16, 984		16, 984		17, 100			

Estimates of appropriations required for the service of the fiscal year ending June 30, 1927—Continued

General object (title of appropriation), date of acts, references to Statutes at Large, or to Revised Statutes, and estimated amount required for each detailed object	Total amount to be appropriated under each head of appropriation		Amount appropriated for the fiscal year ending June 30, 1926
Maintenance and Operation, Panama Canal—Continued.			
	Estimated expenditures, 1927 appropriation	Estimated expenditures, 1926 appropriation	Expended and obligated, 1925
QUARTERMASTER, HOTEL TIVOLI			
Field service:			
Salaries and wages—	<i>Average—</i>	<i>Average—</i>	<i>Average—</i>
Salary range, \$3,300 to \$3,900; average, \$3,600—	No. 1 Salary \$3,600	No. 1 Salary \$3,600	No. 1 Salary \$3,600
Manager.....	1 2,600	1 2,600	1 2,600
Salary range, \$2,400 to \$3,000; average, \$2,700—			
Assistant to manager.....	1 2,300	1 2,300	1 2,300
Salary range, \$2,100 to \$2,700; average, \$2,400—			
Hotel assistant.....	2½ 2,100	2½ 2,100	2½ 2,100
Salary range, \$1,860 to \$2,400; average, \$2,100—			
Hotel assistants.....	1 1,920	1 1,920	1 1,920
Salary range, \$1,680 to \$2,040; average, \$1,860—			
Hotel assistant.....	1 720	1 720	1 720
Salary range, \$600 to \$780; average, \$690—			
Seamstress.....	96 435	96 435	96 435
Alien employees, office helpers, stewards, checkers, janitor, watchmen, attendants, maids, firemen, artisans, butchers, bakers, cooks, waiters, helpers, boys.....	58,321 212	58,321 212	58,321 212
Differential reduction.....	103½ 58,109	103½ 58,109	103½ 58,109
Total average number of employees.....			
Total salaries and wages.....			
MARINE SUPERINTENDENT			
Field service:			
Salaries and wages—			
Salary range, \$6,000 to \$7,500; average, \$6,750—			
Marine superintendent.....	1 7,000	1 7,000	1 7,000
Salary range, \$3,800 to \$5,000; average, \$4,400—			
Supervisor of harbor craft.....	1 4,800	1 4,800	1 4,800
Salary range, \$3,300 to \$3,900; average, \$3,600—			
Inspector of hulls and boilers.....	1 3,780	1 3,780	1½ 3,729
Salary range, \$3,000 to \$3,600; average, \$3,300—			
Office assistant.....	1 3,300	1 3,300	1 3,300
Salary range, \$2,400 to \$3,000; average, \$2,700—			
Roll keeper.....	1 2,800	1 2,800	1 2,800
Salary range, \$2,100 to \$2,700; average, \$2,400—			
Roll keeper, relief.....	½ 2,400	½ 2,400	½ 2,400
Differential reduction.....	22,080 9,693	22,080 9,693	22,340 9,825
Total average number of employees.....	5½ 12,387	5½ 12,387	5½ 12,515
Total salaries and wages.....			
The differential reduction consists of Navy pay as follows:			
Marine superintendent, 8 months, at \$536.60.....			4,292.80
Marine superintendent, 4 months, at \$520.53.....			2,082.12
Supervisor of harbor craft, 12 months, at \$287.20.....			3,446.40
Marine superintendent, 12 months, at \$520.53.....	6,246.36	6,246.36	
Supervisor of harbor craft, 12 months, at \$287.20.....	3,446.40	3,446.40	
Total.....	9,692.76	9,692.76	9,821.32
PORT CAPTAIN, BALBOA (MARINE DIVISION)			
Field service:			
Salaries and wages—			
Salary range, \$5,200 to \$6,000; average, \$5,600—			
Captain of the port.....	1 5,800	1 5,800	1 5,800
Assistant captain of the port.....	1 5,100	1 5,100	1 5,100
Salary range, \$3,800 to \$5,000; average, \$4,400—			
Harbor master.....	1 4,500	1 4,500	1 4,500
Pilots.....	25 4,800	25 4,800	25 4,800
Chief admeasurer.....	1 4,200	1 4,200	1 4,200
Salary range, \$3,300 to \$3,900; average, \$3,600—			
Admeasurers.....	3 3,800	3 3,800	3 3,800
Masters, tug, senior.....	2 3,600	2 3,600	2 3,600
Masters, tug.....	5 3,540	5 3,540	5 3,540
Engineers, tug, chief.....	2 3,540	2 3,540	2 3,540
Engineers, tug.....	5 3,480	5 3,480	5 3,480
Salary range, \$3,000 to \$3,600; average, \$3,300—			
Assistant harbor master.....	1 3,300	1 3,300	1 3,300
Chief clerk.....	1 3,300	1 3,300	1 3,300
Chief dispatcher.....	1 3,100	1 3,100	1 3,100
Salary range, \$2,700 to \$3,300; average, \$3,000—			
Dispatchers.....	5 2,900	5 2,900	5 2,900
Fleet machinist.....	1 3,036	1 3,036	1 3,036
Machinist, first class.....	1 2,880	1 2,880	1 2,880
Salary range, \$2,400 to \$3,000; average, \$2,700—			
Clerk.....	1 2,800	1 2,800	1 2,800
Salary range, \$2,100 to \$2,700; average, \$2,400—			
Clerk.....	1 2,300	1 2,300	1 2,300
Foreman, dock.....	1 2,400	1 2,400	1 2,160
Salary range, \$1,860 to \$2,400; average, \$2,100—			
Clerk.....	1 2,100	1 2,100	1 2,100
Salary range, \$1,680 to \$2,040; average, \$1,860—			
Coxswains (engineers).....	5 1,848	5 1,848	4 1,848
Salary range, \$1,500 to \$1,860; average, \$1,680—			
Signalmen.....	9 1,760	9 1,760	9 1,760

Estimates of appropriations required for the service of the fiscal year ending June 30, 1927—Continued

General object (title of appropriation), date of acts, references to Statutes at Large, or to Revised Statutes, and estimated amount required for each detailed object						Total amount to be appropriated under each head of appropriation		Amount appropriated for the fiscal year ending June 30, 1926			
Maintenance and Operation, Panama Canal—Continued.											
	Estimated expenditures, 1927 appropriation		Estimated expenditures, 1926 appropriation		Expended and obligated, 1925						
PORT CAPTAIN, BALBOA (MARINE DIVISION)—contd.											
Field service—Continued.											
Salaries and wages—Continued.											
Salary range, \$1,320 to \$1,680; average, \$1,500—Coxswain (engineer).....						Average— No. Salary		Average— No. Salary		Average— No. Salary	
Clerk.....						1 \$1,560		1 \$1,560		1 1,500	
Salary range, \$240 to \$420; average, \$330—Signalmen (soldiers).....						7 300		7 300		7 300	
Alien employees, office helpers, motor-boat operators, boatswains, laborers, deckhands, etc.....						310 744		310 744		310 744	
Differential reduction.....						499,476 8,213		499,476 8,213		498,876 8,213	
Total, average number of employees.....						392		392		392	
Total salaries and wages.....						491,263		491,263		490,663	
The differential reduction includes Navy pay of port captain.....						5,800		5,800		5,800	
Actual differential reduction.....						2,413		2,413		2,413	
PORT CAPTAIN, CRISTOBAL (MARINE DIVISION)											
Field service:											
Salaries and wages—											
Salary range, \$5,200 to \$6,000; average, \$5,600—Port captain.....						1 5,800		1 5,800		1 5,800	
Assistant port captain.....						1 5,100		1 5,100		1 5,100	
Salary range, \$3,800 to \$5,000; average, \$4,400—Harbor master.....						1 4,500		1 4,500		1 4,500	
Pilots.....						27 4,800		27 4,800		26 4,800	
Chief admeasurer.....						1 4,200		1 4,200		1 4,200	
Salary range, \$3,300 to \$3,900; average, \$3,600—Engineers, senior.....						2 3,540		2 3,540		2 3,540	
Engineers, junior.....						6 3,480		6 3,480		6 3,480	
Masters, senior.....						2 3,600		2 3,600		2 3,600	
Masters, junior.....						6 3,540		6 3,540		6 3,540	
Admeasurers.....						4 3,800		4 3,800		4 3,800	
Salary range, \$3,000 to \$3,600; average, \$3,300—Chief clerk.....						1 3,300		1 3,300		1 3,300	
Chief dispatcher.....						1 3,100		1 3,100		1 3,100	
Salary range, \$2,700 to \$3,300; average, \$3,000—Machinist.....						1 2,880		1 2,880		1 2,880	
Engineer.....						1 2,900		1 2,900		1 2,900	
Master.....						1 2,952		1 2,952		1 2,952	
Dispatchers.....						4 2,900		4 2,900		4 2,900	
Salary range, \$2,400 to \$3,000; average, \$2,700—Assistant supervisor floating craft.....						1 2,822		1 2,822		1 2,822	
Clerk.....						1 2,700		1 2,700		1 2,700	
Salary range, \$2,100 to \$2,700; average, \$2,400—Clerks.....						2 2,300		2 2,300		2 2,300	
Salary range, \$1,680 to \$2,040; average, \$1,860—Radio operator.....						1 1,760		1 1,760		1 1,760	
Signalman.....						1 1,760		1 1,760		1 1,760	
Salary range, \$1,500 to \$1,860; average, \$1,680—Foreman.....						1 1,620		1 1,620		1 1,620	
Alien employees, office helpers, motor-boat operators, seamen, oilers, etc.....						260 695		260 695		259 692	
Differential reduction.....						443,489 7,525		443,489 7,525		436,234 7,525	
Total average number employees.....						327		327		324	
Total salaries and wages.....						435,964		435,964		428,709	
The differential reduction includes Navy pay of port captain.....						5,800		5,800		5,800	
Actual differential reduction.....						1,725		1,725		1,725	
LIGHTHOUSE SUBDIVISION											
Field service:											
Salaries and wages—											
Salary range, \$5,200 to \$6,000; average, \$5,600—Pilot in charge.....						1 5,100		1 5,100		1 5,100	
Salary range, \$3,300 to \$3,900; average, \$3,600—Pilot (relief).....						1 4,800		1 4,800		1 4,800	
Master.....						1 3,600		1 3,600		1 3,600	
Assistant to pilot in charge.....						1 3,780		1 3,780		1 3,780	
Chief engineer.....						1 3,540		1 3,540		1 3,540	
Salary range, \$3,000 to \$3,600; average, \$3,300—Electrical assistants.....						2 3,336		2 3,336		2 3,336	
Machinist leading man.....						1 3,300		1 3,300		1 3,300	
Salary range, \$2,700 to \$3,300; average, \$3,000—Clerk.....						1 3,000		1 3,000		1 3,000	
Electrician.....						1 3,096		1 3,096		1 3,096	
Ironworker.....						1 2,904		1 2,904		1 2,904	
Foreman.....						1 2,880		1 2,880		1 2,880	
Fleet machinist.....						1 2,880		1 2,880		1 2,880	
Salary range, \$2,400 to \$3,000; average, \$2,700—Carpenter.....						1 2,700		1 2,700		1 2,700	
Salary range, \$1,860 to \$2,400; average, \$2,100—Coxswain operator.....						1 1,800		1 1,800		1 1,440	
Salary range, \$1,500 to \$1,860; average, \$1,680—Clerk.....						1 1,680		1 1,680		1 1,320	
Salary range, \$1,320 to \$1,680; average, \$1,500—Coxswain engineer.....						1 1,548		1 1,548		1 1,548	

Estimates of appropriations required for the service of the fiscal year ending June 30, 1927—Continued

General object (title of appropriation), date of acts, references to Statutes at Large, or to Revised Statutes, and estimated amount required for each detailed object	Total amount to be appropriated under each head of appropriation		Amount appropriated for the fiscal year ending June 30, 1926		
Maintenance and Operation, Panama Canal—Continued.					
	Estimated expenditures, 1927 appropriation		Estimated expenditures, 1926 appropriation		Expended and obligated, 1925
LIGHTHOUSE SUBDIVISION—continued.					
Field service—Continued.					
Salary and wages—Continued.					
Salary range, \$1,140 to \$1,500; average, \$1,320—					
Clerk	Average—	Average—	Average—		
	No. Salary	No. Salary	No. Salary		
Salary range, \$900 to \$1,140; average, \$1,020—					
Keeper, lighthouse	1	\$984	1	984	1 \$984
Alien employees, seamen, oilers, cooks, waiters, firemen, boatswain, winchmen, carpenters, quartermasters, and steward	60	720	51	720	51 716
	89,234		82,794		82,114
Differential reduction	400		400		400
Total average number of employees	76½		67½		67
Total salaries and wages	88,834		82,394		81,714
The difference between 1927 and 1926 is due to increase in force, \$6,440.					
SALVAGE SECTION					
Field service:					
Salaries and wages—					
Salary range, \$5,200 to \$6,000; average, \$5,600—					
Pilot in charge	½	5,100	½	5,100	½ 5,100
Salary range, \$3,800 to \$5,000; average, \$4,400—					
Master	2	4,134	2	4,134	1 4,068
Salary range, \$3,300 to \$3,900; average, \$3,600—					
Chief engineer	1	3,768	1	3,768	1 3,768
Salary range, \$3,000 to \$3,600; average, \$3,300—					
Mate	1	3,240	1	3,240	1 3,240
Cranesman	1	3,216	1	3,216	1 3,216
Salary range, \$2,700 to \$3,300; average, \$3,000—					
Diver, rigger	1	3,000	1	3,000	
Salary range, \$2,400 to \$3,000; average, \$2,700—					
Assistant engineer	1	2,808	1	2,808	1 2,808
Salary range, \$2,100 to \$2,700; average, \$2,400—					
Assistant engineer	1	2,508	1	2,508	1 2,508
Mate	1	2,508	1	2,508	1 2,508
Salary range, \$1,680 to \$2,040; average, \$1,860—					
Radio operator	1	1,860	1	1,860	1 1,860
Salary range, \$1,320 to \$1,680; average, \$1,500—					
Boatswain	1	1,440	1	1,440	1 1,440
Alien employees, seamen, oilers, cooks, waiters, firemen, boatswain, winchmen, carpenters, quartermasters, and steward	36	804	36	804	34 804
	62,410		62,410		53,602
Bonus paid to crew for salvage work at sea					8,195
					61,797
Differential reduction	184		184		184
Total average number of employees	47½		47½		43½
Total salaries and wages	62,226		62,226		61,613
PACIFIC LOCKS					
Field service:					
Salaries and wages—					
Salary range, \$3,800 to \$5,000; average, \$4,400—					
Superintendent	1	4,800	1	4,800	1 4,800
Assistant superintendent	1	4,260	1	4,260	1 4,260
Supervisors	4	3,960	4	3,960	4 3,960
Salary range, \$3,300 to \$3,900; average, \$3,600—					
Lockmasters	6	3,636	6	3,636	6 3,636
Operators, control	14	3,485	14	3,485	14 3,485
Foreman, painter	1	3,588	1	3,588	1 3,588
Salary range, \$3,000 to \$3,600; average, \$3,300—					
Operator's	18	3,348	18	3,348	18 3,348
Salary range, \$2,700 to \$3,300; average, \$3,000—					
Clerk	1	3,200	1	3,200	1 3,100
Foreman, carpenter	1	3,168	1	3,168	1 3,168
Operators	70	3,096	70	3,096	70 3,096
Foreman, property and material	1	2,940	1	2,940	1 2,940
Salary range, \$2,400 to \$3,000; average, \$2,700—					
Clerk	1	2,600	1	2,600	1 2,600
Foreman, utility	2	2,832	2	2,832	2 2,832
Machinist	1	2,671	1	2,671	1 2,671
Salary range, \$2,100 to \$2,700; average, \$2,400—					
Clerk	1	2,400	1	2,400	1 2,400
Overhaul, Miraflores					13½ 2,802
Overhaul, Pedro Miguel			10½ 2,802		
Overhaul, Miraflores, alien employees					66½ 624
Overhaul, Pedro Miguel, alien employees			41½ 624		
Alien employees, artisans, carpenters, riggers, foremen painters, laborers, office helpers, chauffeurs, boatmen, etc.	343	681	343	681	343 680
	632,221		687,821		711,144
Differential reduction	146		146		146
Total average number of employees	466		518½		545½
Total salaries and wages	632,075		687,675		710,998
The difference between 1927 and 1926 is due to decrease in force, \$55,600.					

Estimates of appropriations required for the service of the fiscal year ending June 30, 1927—Continued

General object (title of appropriation), date of acts, references to Statutes at Large, or to Revised Statutes, and estimated amount required for each detailed object				Total amount to be appropriated under each head of appropriation		Amount appropriated for the fiscal year ending June 30, 1926	
Maintenance and Operation, Panama Canal—Continued.							
		Estimated expenditures, 1927 appropriation	Estimated expenditures, 1926 appropriation	Expended and obligated, 1925			
ATLANTIC LOCKS							
Field service:							
Salaries and wages—							
Salary range, \$3,800 to \$5,000; average, \$4,400—							
Superintendent.....	1	\$4,800	1	\$4,800	1	\$4,800	
Assistant superintendent.....	1	4,260	1	4,260	1	4,260	
Supervisors.....	2	3,960	2	3,960	2	3,955	
Salary range, \$3,300 to \$3,900; average, \$3,600—							
Foreman.....	1	3,708	1	3,708	1	3,708	
Lockmasters.....	6	3,628	6	3,628	5½	3,623	
Salary range, \$3,000 to \$3,600; average, \$3,300—							
Foreman.....	1	3,348	1	3,348	1	3,348	
Operators.....	15	3,412	15	3,412	15	3,407	
Salary range, \$2,700 to \$3,300; average, \$3,000—							
Operators.....	44	3,096	44	3,096	40½	3,084	
Clerk.....	1	3,100	1	3,100	1	3,100	
Salary range, \$2,400 to \$3,000; average, \$2,700—							
Clerk.....	1	2,600	1	2,600	1	2,600	
Salary range, \$2,100 to \$2,700; average, \$2,400—							
Clerk.....	1	2,400	1	2,400	1	2,400	
Salary range, \$1,320 to \$1,680; average, \$1,500—							
Operators, telephone.....	2	1,560	2	1,560	2	1,560	
Overhaul, gold employees.....	27½	2,802					
Overhaul, alien employees.....	116½	624					
Office helpers, operators, artisans, carpenters, foremen, lockmen, cable splicers, storemen, and operators.....	193	677	193	677	193	666	
		524,907		375,000		360,486	
Differential reduction.....		1,671		1,671		1,671	
Total average number of employees.....	413½	523,236	269	373,329	265½	358,815	
Total salaries and wages.....							
The difference between 1927 and 1926 is due to increase in force, \$149,907.							
GATUN DAM							
Field service:							
Salaries and wages—							
Salary range, \$3,000 to \$3,600; average, \$3,300—							
General foreman.....	1	3,420	1	3,420	1	3,420	
Salary range, \$2,400 to \$3,000; average, \$2,700—							
Foremen, utility.....	2	2,772	2	2,772	2	2,700	
Alien employees, office helpers, foremen, watchmen, stablemen, firemen, trainmen, artisans, scythemen laborers and boys.....	68	526	68	526	64	521	
		44,705		44,705		42,149	
Differential reduction.....		36		36		36	
Total average number of employees.....	71	44,669	71	44,669	67	42,113	
Total salaries and wages.....							
DREDGING DIVISION							
Field service:							
Salaries and wages—							
Salary range \$5,200 to \$6,000; average, \$5,600—							
Superintendent.....	1	5,800	1	5,800	1	5,800	
Salary range \$3,800 to \$5,000; average, \$4,400—							
Assistant engineer.....	1	4,600	1	4,600	1	4,600	
Supervisor.....	1	4,200	1	4,200	1	4,200	
Master and supervisor.....	1	4,200	1	4,200	1	4,200	
Salary range \$3,300 to \$3,900; average, \$3,600—							
Junior engineer.....	1	3,600	1	3,600	1	3,600	
Chief clerk.....	1	3,600	1	3,600	1	3,600	
Assistant supervisors.....	2½	3,840	2½	3,840	3	3,840	
Engineers.....	21½	3,546	21	3,546	21	3,533	
Foreman.....	1	3,840	1	3,840	1	3,840	
Masters.....	20½	3,613	20½	3,613	21½	3,597	
Master and supervisor.....	1	3,600	1	3,600	1	3,600	
Mates.....	6	3,540	6	3,540	6½	3,540	
Operators, dipper dredge.....	7	3,720	7	3,720	8	3,720	
Salary range \$3,000 to \$3,600; average, \$3,300—							
Junior engineer.....	1	3,400	1	3,400			
Clerk.....	1	3,200	1	3,200	1	3,200	
Engineers.....	8½	3,347	8½	3,347	8½	3,340	
Foreman.....	1	3,192	1	3,192	1	3,192	
Masters.....	3½	3,264	3½	3,264	3½	3,287	
Operators.....	7	3,239	7	3,239	8½	3,212	
Boiler maker (special).....	1	3,240	1	3,240	1	3,240	
Salary range \$2,700 to \$3,300; average, \$3,000—							
Engineers.....	9	2,978	9	2,978	10	2,986	
Foreman.....	1	3,000	1	3,000	1½	3,003	
Mates.....	6	3,036	6	3,036	7½	3,036	
Operator.....	1	2,880	1	2,880	1½	2,880	
Blacksmith.....	1	2,920	1	2,920	1	2,920	
Coppersmith.....	1	2,870	1	2,870	1	2,870	
Pipe fitter.....	1	2,870	1	2,870	1½	2,870	
Wiremen.....	1½	2,870	1½	2,870	2	2,870	

Estimates of appropriations required for the service of the fiscal year ending June 30, 1927—Continued

General object (title of appropriation), date of acts, references to Statutes at Large, or to Revised Statutes, and estimated amount required for each detailed object

Total amount to be appropriated under each head of appropriation

Amount appropriated for the fiscal year ending June 30, 1926

Maintenance and Operation, Panama Canal—Continued.

	Estimated expenditures, 1927 appropriation	Estimated expenditures, 1926 appropriation	Expended and obligated, 1926
DREDGING DIVISION—continued			
Field service—Continued.			
Salaries and wages—Continued.			
Salary range \$2,400 to \$3,000; average, \$2,700—	<i>Average—</i>	<i>Average—</i>	<i>Average—</i>
	No. Salary	No. Salary	No. Salary
Junior engineer, surveyor.....	1 \$2,700	1 \$2,700	3 ¹¹ / ₁₁ \$2,700
Clerks.....	3 2,733	3 2,733	3 2,733
Blasters.....	4 2,772	4 2,772	4 ¹ / ₁ 2,772
Drill runners.....	14 2,676	14 2,676	7 ¹¹ / ₁₁ 2,676
Engineers.....	9 2,724	9 2,724	2 ¹ / ₁ 2,841
Foremen.....	3 ¹ / ₁ 2,720	3 ¹ / ₁ 2,720	4 ¹ / ₁ 2,728
Blacksmiths.....	3 2,621	3 2,621	4 2,621
Boiler makers.....	2 2,696	2 2,696	2 2,696
Machinists.....	6 2,671	7 2,671	7 2,671
Pumpmen, electric.....	3 2,664	3 2,664	3 2,664
Shipwright and fleet carpenters.....	2 2,696	1 2,696	1 2,696
Salary range \$2,100 to \$2,700; average, \$2,400—			
Surveyor.....	1 2,400	1 2,400	1 2,040
Clerks.....	2 2,400	2 2,400	2 2,400
Foremen.....	2 2,520	2 2,520	2 2,520
Machinist.....	1 2,521	1 2,521	1 2,521
Pumpman, electric.....	1 2,376	1 2,376	1 2,376
Salary range \$1,860 to \$2,400; average, \$2,100—			
Foreman.....	1 2,220	1 2,220	
Helper and steam engineer.....	1 2,246	1 2,246	1 2,246
Salary range \$1,680 to \$2,040; average, \$1,860—			
Foreman.....	1 1,860	1 1,860	1 ¹ / ₁ 1,860
Coxswain engineer.....			1 ¹ / ₁ 1,848
Apprentice, machinist.....	1 1,797	1 1,597	1 1,398
Salary range \$1,500 to \$1,860; average, \$1,680—			
Recorders.....	2 1,620	2 1,620	2 ¹ / ₁ 1,575
Inspectors, dump.....	2 1,740	2 1,740	2 ¹ / ₁ 1,740
Salary range \$900 to \$1,140; average, \$1,020—			
Recorders, student.....	2 1,080	2 1,080	1 ¹ / ₁ 985
Alien employees, office helpers, foreman, janitors, messengers and others.....	848 652	848 652	867 647
Differential reduction.....	1,101,933	1,101,708	1,084,174
	4,129	4,129	4,129
Total average number employees.....	1,025 ¹ / ₁	1,025 ¹ / ₁	1,032 ¹ / ₁
Total salaries and wages.....	1,097,804	1,097,579	1,080,045
The difference between 1927 and 1926 is due to increase in salaries, \$225.			

ELECTRICAL DIVISION

Field service:			
Salaries and wages—			
Salary range, \$5,200 to \$6,000; average, \$5,600—			
Electrical engineer.....	1 5,200	1 5,200	1 5,200
Salary range, \$3,800 to \$5,000; average, \$4,400—			
Superintendents.....	2 4,500	2 4,500	2 4,500
Engineers.....	2 3,960	2 3,960	2 3,960
Supervisors.....	6 3,960	6 3,960	6 3,960
Salary range, \$3,300 to \$3,900; average, \$3,600—			
Electrical recorder.....	1 3,600	1 3,600	1 3,600
Estimator and designer.....	1 3,500	1 3,500	
Foremen.....	5 3,591	5 3,591	5 3,591
Wire chief.....	1 3,468	1 3,468	1 3,468
Operators.....	2 3,708	2 3,708	2 3,708
Power dispatchers.....	4 3,588	4 3,588	4 3,588
Salary range, \$3,000 to \$3,600; average, \$3,300—			
Junior engineer.....	1 3,300	1 3,300	
Deskmen.....	2 3,360	2 3,360	
Linemen.....	1 3,156	1 3,156	1 3,156
Operators.....	7 3,348	7 3,348	7 3,348
Wiremen.....	25 3,200	25 3,200	25 3,200
Cable splicers.....	4 3,320	4 3,320	4 3,270
Leading man, wireman.....	1 3,345	1 3,345	1 3,345
Salary range, \$2,700 to \$3,300; average, \$3,000—			
Clerk.....	1 2,900	1 2,900	1 2,800
Foremen.....	2 3,012	2 3,012	1 2,928
Inspectors, telephone.....	6 2,984	6 2,984	6 2,928
Switchmen.....	4 3,096	4 3,096	
Inspectors, meter.....	2 2,868	2 2,868	2 2,868
Battery repairman.....	1 3,096	1 3,096	1 3,096
Engineers.....	5 3,096	5 3,096	5 3,096
Instrument repairman.....	1 3,120	1 3,120	1 3,120
District wiremen.....	5 3,096	5 3,096	5 3,096
Operators.....	19 2,938	19 2,938	18 2,938
Armature winders.....	5 2,870	5 2,870	5 2,870
Electrical machinists.....	2 2,870	2 2,870	2 2,870
Salary range, \$2,400 to \$3,000; average, \$2,700—			
Junior assistant engineer.....	1 2,600	1 2,600	1 2,600
Clerks.....	4 2,725	4 2,725	4 2,700
Signal maintainers.....	5 2,652	5 2,652	5 2,652
Salary range, \$2,100 to \$2,700; average, \$2,400—			
Clerk.....	1 2,300	1 2,300	
Foremen.....	2 2,400	2 2,400	
Operator.....		1 2,300	1 2,300
Salary range, \$1,860 to \$2,400; average, \$2,100—			
Clerks.....	3 2,100	3 2,100	2 1,890
Operator.....		1 ¹ / ₁ 2,200	1 2,200
Apprentice.....	1 2,047	1 2,047	1 1,398

Estimates of appropriations required for the service of the fiscal year ending June 30, 1927—Continued

General object (title of appropriation), date of acts, references to Statutes at Large, or to Revised Statutes, and estimated amount required for each detailed object	Estimated expenditures, 1927 appropriation		Estimated expenditures, 1926 appropriation		Expended and obligated, 1925		Total amount to be appropriated under each head of appropriation	Amount appropriated for the fiscal year ending June 30, 1926
Maintenance and Operation, Panama Canal—Continued.								
ELECTRICAL DIVISION—continued								
Field service—Continued								
Salaries and wages—Continued								
Salary range, \$1,680 to \$2,040; average, \$1,860—	Average—		Average—		Average—			
Operator.....	No.	Salary	No.	Salary	No.	Salary		
Salary range, \$1,500 to \$1,860; average, \$1,680—								
Operators.....	6	\$1,740	10	1,740	11	1,735		
Salary range, \$1,320 to \$1,680; average, \$1,500—								
Operator.....			6	1,560	17	1,544		
Signal maintainer, assistant.....	1	1,572	1	1,572	1	1,572		
Helpers.....	3	1,548	3	1,548	4	1,548		
Salary range, \$1,140 to \$1,500; average, \$1,320—								
Operator.....					2	1,260		
Salary range, \$1,020 to \$1,260; average, \$1,140—								
Operator.....					4	1,200		
Salary range, \$780 to \$1,020; average, \$900—								
Operator.....					2	840		
Alien employees—								
Office helpers, messengers, watchmen, telephone operators, clerks, artisans, helpers, laborers, oilers, and firemen.....	200	585	200	585	200	589		
	563,307		584,327		578,759			
Differential reduction.....	2,884		2,884		2,884			
Total average number of employees.....	346		358		369			
Total salaries and wages.....		560,423		581,443		575,875		
The difference between 1927 and 1926 is due to decrease in force, \$21,020.								
MUNICIPAL ENGINEERING DIVISION								
Field service:								
Salaries and wages—								
Salary range, \$3,800 to \$5,000; average, \$4,400—								
Municipal engineer.....	1	4,800	1	4,800	1	4,800		
Superintendent.....	1	4,600	1	4,600	1	4,600		
Director of water purification.....	1	4,800	1	4,800	1	4,800		
Assistant director of water purification.....	1	4,320	1	4,320	1	4,320		
Chemist.....	1	4,320	1	4,320	1	4,320		
Salary range, \$3,300 to \$3,900; average, \$3,600—								
General foremen.....	7	3,120	7	3,120	7	3,120		
Salary range, \$3,000 to \$3,600; average, \$3,300—								
Superintendents filtration plant.....	3	3,300	3	3,300	3	3,300		
Junior engineers.....	2	3,300	2	3,300	2	3,300		
Office assistant.....	1	3,300	1	3,300	1	3,300		
Assistant general foreman.....	1	3,120	1	3,120	1	3,120		
Foremen.....	2	3,180	2	3,180	1	3,180		
Chief plumbing inspector.....	1	3,360	1	3,360	1	3,360		
Salary range, \$2,700 to \$3,300; average, \$3,000—								
Junior engineer.....	1	3,000	1	3,000				
Junior engineer, survey.....			1	2,900	1	2,900		
Foremen.....	10	2,982	10	2,982	11	2,999		
Meter inspector.....	1	3,000	1	3,000	1	3,000		
Machinists.....	2	2,988	2	2,988	1	3,096		
Incinerator operators.....	2	2,928	2	2,928	2	2,928		
Salary range, \$2,400 to \$3,000; average, \$2,700—								
Clerks.....	4	2,775	4	2,775	4	2,750		
Foreman.....			1	2,700				
Machinists.....	1	2,676	2	2,676	2	2,676		
Filter plant operators.....	3	2,724	3	2,724	3	2,724		
Pump operators.....	19	2,721	19	2,700	20	2,711		
Salary range, \$2,100 to \$2,700; average, \$2,400—								
Clerk.....	1	2,500	1	2,500	1	2,500		
Foremen.....	2	2,400	2	2,400	1	2,400		
Surveyors.....	2	2,400	2	2,400	2	2,400		
Salary range, \$1,860 to \$2,400; average, \$2,100—								
Clerk.....	1	2,040	1	1,980	1	1,920		
Salary range, \$1,320 to \$1,680; average, \$1,500—								
Clerk.....	1	1,560	1	1,500	1	1,500		
Salary range, \$1,140 to \$1,500; average, \$1,320—								
Clerks.....	2	1,320	2	1,320	2	1,320		
Recorder.....	1	1,260	1	1,260	1	1,260		
Salary range, \$1,020 to \$1,260; average, \$1,140—								
Recorders.....			2	1,080				
Alien employees—								
Artisans, chauffeurs, gardeners, scythmen, sewer men, helpers, etc.....	414	578	850	579	540	577		
	457,533		720,277		529,325			
Differential reduction.....	7,533		7,533		7,533			
Total average number of employees.....	489		930		615			
Total salaries and wages.....		450,000		712,744		521,792		
The difference between 1927 and 1926 is due to—								
Decrease in force.....	\$263,294							
Increase in salaries.....	550							
Net decrease.....	262,744							

Estimates of appropriations required for the service of the fiscal year ending June 30, 1927—Continued

General object (title of appropriation), date of acts, references to Statutes at Large, or to Revised Statutes, and estimated amount required for each detailed object	Estimated expenditures, 1927 appropriation		Estimated expenditures, 1926 appropriation		Expended and obligated, 1925		Total amount to be appropriated under each head of appropriation	Amount appropriated for the fiscal year ending June 30, 1926
Maintenance and Operation, Panama Canal—Continued.								
MECHANICAL DIVISION								
Field service:								
Salaries and wages—	Average—		Average—		Average—			
Salary range, \$6,000 to \$7,500; average, \$6,750—	No.	Salary	No.	Salary	No.	Salary		
Superintendent	1	\$7,000	1	\$7,000	1	\$6,000		
Salary range, \$5,200 to \$6,000; average, \$5,600—								
Assistant superintendents	2	5,400	2	5,400	2	5,250		
Production superintendent	1	5,400	1	5,400	1	5,400		
Salary range, \$3,900 to \$5,000; average, \$4,400—								
Shop accountant	1	4,000	1	4,000	1	4,000		
Supervising draftsman	1	4,080	1	4,080	1	4,080		
Master machinist	1	4,800	1	4,800	1	4,800		
Foremen	15	4,344	16	4,344	15	4,344		
Salary range, \$3,300 to \$3,900; average, \$3,600—								
Chief clerk	1	3,600	1	3,600	1	3,600		
Foremen	2	3,630	2	3,630	3	3,700		
Planner	1	3,600	1	3,600	1	3,600		
Blacksmith, heavy forger	1	3,544	1	3,544	1	3,544		
Salary range, \$3,000 to \$3,600; average, \$3,300—								
Accountants	2	3,200	2	3,200	2	3,100		
Clerk	1	3,200	1	3,200	1	3,100		
Draftsmen	2	3,445	2	3,445	2	3,380		
Inspectors	3	3,192	3	3,192	3	3,192		
Engineer	1	3,228	1	3,228	1	3,228		
Instrument makers, leading men	2	3,320	2	3,320	2	3,320		
Painter, leading man	1	3,195	1	3,195	1	3,195		
Pattern makers	2	3,195	2	3,195	2	3,195		
Pipe fitter, leading man	1	3,345	1	3,345	1	3,345		
Planner and estimator	1	3,345	1	3,345	3	3,345		
Rigger, steam engineer and diver	1	3,400	1	3,400	1	3,400		
Saw filer	1	3,195	1	3,195	1	3,195		
Salary range, \$2,700 to \$3,300; average, \$3,000—								
Account	1	2,900	1	2,900	1	2,900		
Foreman	1	3,120	1	3,120	1	3,120		
Inspectors	2	2,952	2	2,952	2	2,952		
Engineer	1	2,928	1	2,928	1	2,928		
Operator	1	3,036	1	3,036	1	3,036		
Typewriter and adding machine repairman	1	2,880	1	2,880	1	2,880		
Angle smith	1	2,920	1	2,920	1	2,920		
Blacksmith, leading man	1	3,145	1	3,145	1	3,145		
Blacksmith, heavy fire	1	2,920	1	2,920	1	2,920		
Boiler makers, leading men	2	3,145	2	3,145	2	3,145		
Carmen, leading men	2	3,145	2	3,145	2	3,145		
Coppersmiths	4	2,870	4	2,870	8	2,870		
Draftsmen					2	2,970		
Machinists, leading men	7	3,145	7	3,145	7	3,145		
Molder, leading man	1	3,070	1	3,070	1	3,070		
Molders	6	2,920	6	2,920	6	2,920		
Painters, letterers, and grainers	2	2,870	2	2,870				
Pipe fitters	12	2,870	12	2,870	17½	2,833		
Pipe fitters and lead burners	2	3,070	2	3,070	2	3,070		
Patternmaker and planer	1	2,945	1	2,945				
Plumber and lead burner	1	3,070	1	3,070	1	3,070		
Sheetmetal worker	1	2,870	1	2,870	1	2,870		
Ship fitters, leading men	3	3,145	3	3,145	4	3,145		
Ship joiner, leading man	1	3,145	1	3,145	1	3,145		
Shipwrights, leading men	2	3,145	2	3,145	2	3,145		
Welder, gas, leading man	1	3,145	1	3,145				
Wiremen	3	2,870	3	2,870	3	2,870		
Salary range, \$2,400 to \$3,000; average, \$2,700—								
Accountants	2	2,600	2	2,600	2	2,500		
Clerks	2	2,700	2	2,700	2	2,700		
Engineer	1	2,724	1	2,724	3	2,724		
Hostlers	2	2,748	2	2,748	2	2,748		
Angle smith, special, and boiler maker	1	2,746	1	2,746	1	2,746		
Blacksmiths	6	2,671	6	2,671	6½	2,671		
Boat builders	2	2,671	2	2,671	2	2,671		
Boiler makers	29	2,684	29	2,684	33½	2,684		
Cabinetmakers	8	2,696	8	2,696	8	2,696		
Carmen	25	2,671	25	2,671	29½	2,671		
Chippers and calkers	2	2,671	2	2,671	2	2,671		
Crane men	2	2,671	2	2,671	2	2,671		
Electroplater	1	2,671	1	2,671	1	2,671		
Engineer, steam	1	2,671	1	2,671	1	2,671		
Flange turner and angle smith	1	2,796	1	2,796	1	2,796		
Instrument makers	4	2,845	4	2,845	4	2,845		
Loftsmen	1	2,796	1	2,796	1	2,796		
Machinists, leaders, and layers out	3	2,820	3	2,820	3	2,820		
Machinists	74	2,671	74	2,671	103	2,671		
Machinist and elevator inspector	1	2,746	1	2,746	1	2,746		
Painters	3	2,721	3	2,721	3	2,721		
Planing-mill hands	6	2,671	5	2,671	6	2,596		
Riggers	2	2,671	2	2,671	2	2,596		
Riveters	10	2,671	10	2,671	15	2,671		
Riveter and welder, electric	1	2,709	1	2,709	1	2,746		
Roller and blacksmith	1	2,796	1	2,796	1	2,796		
Ship fitters	16	2,671	16	2,671	18½	2,671		
Ship joiners	3	2,671	3	2,671	3	2,621		
Shipwrights	12	2,671	12	2,671	19½	2,663		
Toolmakers	5	2,845	5	2,845	7	2,845		
Welders, electric	5	2,746	5	2,746	5	2,746		
Welders, gas	10	2,671	10	2,671	12	2,671		

Estimates of appropriations required for the service of the fiscal year ending June 30, 1927—Continued

General object (title of appropriation), date of acts, references to Statutes at Large, or to Revised Statutes, and estimated amount required for each detailed object	Total amount to be appropriated under each head of appropriation				Amount appropriated for the fiscal year ending June 30, 1926	
Maintenance and Operation, Panama Canal—Continued.						
	Estimated expenditures, 1927 appropriation		Estimated expenditures, 1926 appropriation		Expended and obligated, 1925	
MECHANICAL DIVISION—continued.						
Field service—Continued.						
Salaries and wages—Continued.						
Salary range, \$2,100 to \$2,700; average, \$2,400—	<i>Average—</i>		<i>Average—</i>		<i>Average—</i>	
Typewriter and adding machine repairman.....	No.	Salary	No.	Salary	No.	Salary
Hostler, boiler maker, and crane man.....	1	\$2,520	1	\$2,520	1	\$2,520
Machinists.....	1	2,497	1	2,497	1	2,497
Machinists and crane men.....	3	2,421	3	2,421	3	2,421
Salary range, \$1,860 to \$2,400; average, \$2,100—	9	2,471	9	2,471	3	2,471
Accountant.....					1	2,200
Clerk.....	1	2,100	1	2,100	1	2,100
Watchmen.....	3	2,100	3	2,100	3	2,100
Apprentice.....	4	2,072	4	2,072	4	2,072
Helpers and crane men.....	2	2,097	2	2,097	2	2,097
Salary range, \$1,680 to \$2,040; average, \$1,860—						
Clerks.....	2	1,800	2	1,800	3	1,780
Timekeeper.....	1	1,920	1	1,920	1	1,920
Copyist.....	1	1,822	1	1,822	1	1,822
Apprentice.....	1	1,797	1	1,797	1	1,797
Painter.....	1	1,947	1	1,947	1	1,947
Salary range, \$1,500 to \$1,860; average, \$1,680—						
Apprentices.....	5	1,597	5	1,597	5	1,597
Helpers.....	11	1,685	11	1,685	12	1,685
Salary range, \$1,320 to \$1,680; average, \$1,500—						
Clerk.....	1	1,440	1	1,440	2	1,350
Tracer.....					1	1,536
Helpers.....	10	1,548	10	1,548	10	1,548
Salary range, \$1,140 to \$1,500; average, \$1,320—						
Apprentices.....	7	1,398	7	1,398	7	1,398
Salary range, \$780 to \$1,020; average, \$900—						
Apprentices.....	4	948	4	948	4	948
Gold labor—						
Extra 6 cents per hour for night work, estimated.....						4,500
Overtime paid, actual.....						92,045
Silver labor—						
Overtime paid, actual.....						21,169
Alien employees: Office helpers, foremen, storemen, messengers, boys, watchmen, janitors, artisans, firemen, chauffeurs, oilers, operators (electric truck), trainman, calkers, and riggers.....	620	614	620	614	920	615
Differential reduction.....	1,512,006 13,019		1,512,006 13,019		2,001,513 13,019	
Total average number of employees.....	1,035		1,035		1,405 ¹	
Total salaries and wages.....	1,498,987		1,498,987		1,988,494	
The differential reduction includes Army and Navy pay as follows:						
Superintendent (Navy).....		\$7,000				
Assistant superintendent (Navy).....		4,272				
Watchman (Army).....		1,134				
Actual differential.....	12,406		12,406		12,406	
	613		613		613	
OFFICES IN THE UNITED STATES						
Field service:						
Salaries and wages—						
Salary range, \$6,000 to \$7,500; average, \$6,750—						
General purchasing officer and chief of office.....	1	6,000	1	6,000	1	6,000
Salary range, \$5,200 to \$6,000; average, \$5,600—						
Inspecting engineer.....	1	5,400	1	5,400	1	5,233
Assistant auditor and legal adviser.....	1	5,200	1	5,200	1	5,200
Salary range, \$3,800 to \$5,000; average, \$4,400—						
Chief Clerk, purchasing department.....	1	4,400	1	4,400	1	4,233
Assistant to the Chief of Office.....	1	4,000	1	4,000	1	3,833
Inspector (assistant to the inspecting engineer).....	1	3,800	1	3,800	1	3,800
Salary range, \$3,000 to \$3,600; average, \$3,300—						
Disbursing Clerk.....	1	3,500	1	3,500	1	3,500
Chief of division (employment and personnel).....	1	3,200	1	3,200	1	3,033
Inspector.....	1	3,000	1	3,000	1	3,000
Salary range, \$2,400 to \$3,000; average, \$2,700—						
Chief Clerk, accounting department.....	1	3,000	1	3,000	1	2,917
Clerks.....	3	2,967	3	2,967	3	2,878
Draftsman and office engineer.....	1	2,800	1	2,800	1	2,800
Inspectors.....	11	2,536	11	2,536	10 ¹	2,433
Salary range, \$2,100 to \$2,700; average, \$2,400—						
Clerks.....	4	2,575	4	2,575	3 ¹	2,580
Inspectors.....	6	2,217	6	2,217	6	2,195
Salary range, \$1,860 to \$2,400; average, \$2,100—						
Clerks.....	11	2,309	11	2,309	11	2,320
Inspector.....	1	2,200	1	2,200	1	2,200
Salary range, \$1,480 to \$2,040; average, \$1,860—						
Clerks.....	7	2,006	7	2,006	7	1,966
Salary range, \$1,500 to \$1,860; average, \$1,680—						
Clerks.....	23	1,737	23	1,737	21 ¹	1,700
Salary range, \$1,320 to \$1,680; average, \$1,500—						
Clerk.....	1	1,500	1	1,500	1	1,440
Salary range, \$1,140 to \$1,500; average, \$1,320—						
Clerks.....	5	1,452	5	1,452	4 ¹	1,432
Salary range, \$1,020 to \$1,260; average, \$1,140—						
Messengers.....	8	1,170	8	1,170	8	1,120

Estimates of appropriations required for the service of the fiscal year ending June 30, 1927—Continued

General object (title of appropriation), date of acts, references to Statutes at Large, or to Revised Statutes, and estimated amount required for each detailed object				Total amount to be appropriated under each head of appropriation		Amount appropriated for the fiscal year ending June 30, 1926	
Maintenance and Operation, Panama Canal—Continued.							
		Estimated expenditures, 1927 appropriation	Estimated expenditures, 1926 appropriation	Expended and obligated, 1925			
OFFICES IN THE UNITED STATES—continued							
Field service—Continued.							
Salaries and wages—Continued.							
Salary range, \$900 to \$1,140; average, \$1,020—							
Assistant messengers							
Payment to Panama Railroad Co. for services furnished by the assistant purchasing agent's office at New York City in connection with purchases and shipments for the Panama Canal							
Payment to Panama Railroad Co. for services furnished by the assistant purchasing agent's office at New Orleans, La., in connection with purchases and shipments for the Panama Canal							
Temporary employees (no particular number)							
	Average— No. 4	Salary \$960	Average— No. 4	Salary \$960	Average— No. 3½	Salary \$928	
		5,030		5,030		5,030	
		300		300		300	
		2,000		2,000		1,847	
	Total average number of employees	95	95	92			
01	Total salaries and wages	215,590	215,590	207,374.68			
RECAPITULATION							
Executive office:							
Number of employees							
Total salaries and wages							
Clubs and playgrounds:							
Number of employees							
Total salaries and wages							
Accounting department:							
Auditor's office—							
Number of employees							
Total salaries and wages							
Paymaster's office—							
Number of employees							
Total salaries and wages							
Collector's office—							
Number of employees							
Total salaries and wages							
Total, accounting department—							
Number of employees							
Salaries and wages							
Office engineer:							
Number of employees							
Total salaries and wages							
Meteorology and hydrography:							
Number of employees							
Total salaries and wages							
Surveys:							
Number of employees							
Total salaries and wages							
Supply department:							
Chief quartermaster's office—							
Number of employees							
Total salaries							
District quartermaster—							
Number of employees							
Total salaries and wages							
General stores—							
Number of employees							
Total salaries and wages							
Fuel oil plants—							
Number of employees							
Total salaries and wages							
Animal and motor transportation—							
Number of employees							
Total salaries and wages							
Motor-car repair shop—							
Number of employees							
Total salaries and wages							
Constructing quartermaster—							
Number of employees							
Total salaries and wages							
Panama Canal Press—							
Number of employees							
Total salaries and wages							
Farm bureau—							
Number of employees							
Total salaries and wages							
Hotel Tivoli—							
Number of employees							
Total salaries and wages							
Total, supply department—							
Number of employees							
Salaries and wages							

Estimates of appropriations required for the service of the fiscal year ending June 30, 1927—Continued

General object (title of appropriation), date of acts, references to Statutes at Large, or to Revised Statutes, and estimated amount required for each detailed object				Total amount to be appropriated under each head of appropriation	Amount appropriated for the fiscal year ending June 30, 1926
<i>Maintenance and Operation, Panama Canal—Continued.</i>					
	Estimated expenditures, 1927 appropriation	Estimated expenditures, 1926 appropriation	Expended and obligated, 1925		
RECAPITULATION—continued					
Marine division:					
Marine superintendent—					
Number of employees.....	Average— No. 5 $\frac{2}{3}$	Average— No. 5 $\frac{1}{3}$	Average— No. 5 $\frac{1}{3}$		
Total salaries and wages.....	Salary \$12,387.00	Salary \$12,387.00	Salary \$12,515.22		
Port captain, Balboa—					
Number of employees.....	392	392	392		
Total salaries and wages.....	491,263.00	491,263.00	490,662.55		
Port captain, Cristobal—					
Number of employees.....	327	327	324 $\frac{1}{3}$		
Total salaries and wages.....	435,964.00	435,964.00	428,709.21		
Lighthouse division—					
Number of employees.....	76 $\frac{1}{3}$	67 $\frac{1}{3}$	67		
Total salaries and wages.....	88,834.00	82,394.00	81,714.00		
Salvage section—					
Number of employees.....	47 $\frac{2}{3}$	47 $\frac{1}{3}$	43 $\frac{2}{3}$		
Total salaries and wages.....	62,226.00	62,226.00	61,613.14		
Total marine division—					
Number of employees.....	847 $\frac{1}{3}$	838 $\frac{1}{3}$	831 $\frac{2}{3}$		
Total salaries and wages.....	1,090,674.00	1,084,234.00	1,075,214.12		
Locks, operation and maintenance:					
Pacific locks—					
Number of employees.....	466	518 $\frac{2}{3}$	545 $\frac{1}{3}$		
Total salaries and wages.....	632,075.00	687,675.00	710,997.63		
Atlantic locks—					
Number of employees.....	413 $\frac{1}{3}$	269	265 $\frac{2}{3}$		
Total salaries and wages.....	523,236.00	373,329.00	358,815.47		
Total locks, operation and maintenance—					
Number of employees.....	879 $\frac{1}{3}$	787 $\frac{2}{3}$	810 $\frac{1}{3}$		
Total salaries and wages.....	1,155,311.00	1,061,004.00	1,069,813.10		
Gatun Dam and back fill:					
Number of employees.....	71	71	67		
Total salaries and wages.....	44,669.00	44,669.00	42,112.69		
Dredging division:					
Number of employees.....	1,025 $\frac{2}{3}$	1,025 $\frac{2}{3}$	1,032 $\frac{1}{3}$		
Total salaries and wages.....	1,097,804.00	1,097,579.00	1,080,045.32		
Electrical division:					
Number of employees.....	346	358 $\frac{1}{3}$	369		
Total salaries and wages.....	560,423.00	581,443.00	575,874.98		
Municipal engineering division:					
Number of employees.....	489	980	615		
Total salaries and wages.....	450,000.00	712,744.00	521,792.12		
Mechanical division:					
Number of employees.....	1,035	1,035	1,405 $\frac{1}{3}$		
Total salaries and wages.....	1,498,987.00	1,498,987.00	1,988,493.97		
Fortifications division:					
Total salaries and wages.....			136,064.06		
Injury and death payments:					
Total salaries and wages.....			33,557.95		
Total personal services, Isthmus maintenance and operation—					
Number of employees.....	7,013 $\frac{1}{3}$	7,502 $\frac{1}{3}$	7,304 $\frac{1}{3}$		
Salaries and wages.....	8,450,797.00	8,736,506.00	8,943,805.51		
Offices in the United States:					
Number of employees.....	95	95	92		
Total salaries and wages.....	215,590.00	215,590.00	207,374.68		
Grand total maintenance and operation, Isthmus and offices in United States—					
Number of employees.....	7,108 $\frac{1}{3}$	7,597 $\frac{1}{3}$	7,396 $\frac{1}{3}$		
Salaries and wages.....	8,666,387.00	8,952,096.00	9,151,180.19		
01 OFFICES IN THE UNITED STATES					
01 Personal services.....	215,590.00	215,590.00	207,374.68		
Supplies and materials:					
0200 Stationery and office supplies.....	3,000.00	3,000.00	2,822.47		
0220 Scientific and educational supplies (reference books, subscriptions, etc.).....	400.00	400.00	384.40		
0280 Sundry supplies.....	300.00	300.00	202.04		
02 Total supplies and materials.....	3,700.00	3,700.00	3,408.91		
Communication service:					
0500 Telegraph service.....	2,500.00	2,500.00	2,278.35		
0510 Telephone service.....	825.00	825.00	808.77		
0520 Other communication service.....	325.00	325.00	324.50		
05 Total communication service.....	3,650.00	3,650.00	3,411.62		

Estimates of appropriations required for the service of the fiscal year ending June 30, 1927—Continued

General object (title of appropriation), date of acts, references to Statutes at Large, or to Revised Statutes, and estimated amount required for each detailed object				Total amount to be appropriated under each head of appropriation	Amount appropriated for the fiscal year ending June 30, 1926.
<i>Maintenance and Operation, Panama Canal—Continued.</i>					
	Estimated expenditures, 1927 appropriation	Estimated expenditures, 1926 appropriation	Expended and obligated, 1925		
OFFICES IN THE UNITED STATES—continued					
Travel expenses:					
0615 Transportation—					
Washington office	\$300.00	\$300.00	\$387.40		
Inspection service	6,519.00	6,519.00	6,519.16		
0616 Subsistence—					
Washington office	200.00	200.00	180.52		
Inspection service	15,931.00	15,931.00	15,931.62		
06 Total travel expenses	22,950.00	22,950.00	22,998.70		
07 Transportation of things (service)	400.00	400.00	385.02		
08 Printing and binding	14,000.00	14,000.00	14,151.31		
09 Advertising	2,500.00	2,500.00	2,328.44		
11 Rent of buildings and structures	1,800.00	1,800.00	1,800.00		
13 Special and miscellaneous current expenses (payment to Panama Railroad Co. for Panama Canal's share of expenses of assistant purchasing agent's office in New York for rent, telephone, and miscellaneous supplies)	1,570.00	1,570.00	1,569.96		
30 Furniture, furnishings, and fixtures	1,600.00	1,600.00	1,409.69		
Total, all items except personal services	52,170.00	52,170.00	51,463.65		
Grand total, United States	267,760.00	267,760.00	258,838.33		
ISTHMUS					
01 Personal services	8,450,797.00	8,736,506.00	8,943,805.51		
Supplies and materials:					
0200 Stationery and office supplies	89,099.00	85,545.00	92,765.25		
0210 Medical and hospital supplies	11,714.00	12,186.00	10,992.15		
0220 Scientific and educational supplies	10,348.00	10,289.00	9,788.50		
0230 Fuel	585,748.00	583,533.00	530,744.81		
0240 Wearing apparel and sewing supplies	3,425.00	3,425.00	3,209.38		
0250 Forage and other supplies for animals	6,002.00	6,005.00	6,061.74		
0260 Provisions	174,943.00	174,421.00	196,304.47		
0270 Powder, explosives, etc.	140,732.00	90,839.00	4,297.42		
0280 Sundry supplies	966,223.00	1,056,283.00	905,507.94		
0290 Materials	1,234,612.00	1,438,300.00	1,180,316.19		
02 Total supplies and materials	3,222,846.00	3,460,823.00	2,939,987.85		
Communication service:					
0500 Telegraph service	6,760.00	6,760.00	3,364.90		
0510 Telephone service	81,120.00	81,150.00	79,440.36		
05 Total communication service	87,880.00	87,910.00	82,806.26		
06 Travel expenses	38,555.00	38,055.00	31,206.50		
07 Transportation of things (service)	232,510.00	244,360.00	243,127.92		
08 Printing and binding	18,360.00	20,435.00	16,155.29		
09 Advertising and publication of notices	50.00	50.00	67.03		
10 Water (Republic of Panama)	4,190.00	4,390.00	4,754.98		
12 Repairs and alterations	172,950.00	77,750.00	63,117.95		
13 Special and miscellaneous current expenses	309,203.00	309,458.00	285,338.78		
13 Services and supplies for Fortifications Division	262,445.00	274,045.00	(Distributed)		
Total	1,038,263.00	968,543.00	643,768.45		
30 Equipment (includes livestock):					
3000 Passenger-carrying vehicles		7,000.00	10,788.24		
3010 Furniture, furnishings, and fixtures	25,014.00	20,454.00	35,337.42		
3020 Educational, scientific, and recreational equipment	4,693.00	4,764.00	5,069.10		
3050 Other equipment	594,247.00	1,981,069.00	1,027,251.58		
30 Total equipment (includes livestock)	623,954.00	2,013,287.00	1,078,446.34		
Structures and parts:					
3210 Other structures—					
New post office at Cristobal	109,000.00				
Permanent quarters	384,278.00				
32 Total structures and parts	493,278.00				
33 Stores purchased for resale	1,250,000.00	1,250,000.00	1,213,562.80		
Total, Isthmus	15,167,018.00	16,517,069.00	14,902,376.21		
Offices in United States	267,760.00	267,760.00	258,838.33		
Grand total, maintenance and operation	15,434,778.00	16,784,829.00	15,161,214.54		
RECAPITULATION, ISTHMUS AND UNITED STATES COMBINED					
01 Personal services	8,666,387.00	8,952,096.00	9,151,180.19		
02 Supplies and materials	3,226,546.00	3,466,123.00	2,944,806.45		
05 Communication service	91,530.00	91,560.00	86,216.88		
06 Travel expenses	61,505.00	61,005.00	54,205.20		
07 Transportation of things	232,910.00	244,760.00	243,512.94		
08 Printing and binding	32,360.00	34,435.00	30,306.60		
09 Advertising and publication of notices	2,550.00	2,550.00	2,395.47		

Estimates of appropriations required for the service of the fiscal year ending June 30, 1927—Continued

General object (title of appropriation), date of acts, references to Statutes at Large, or to Revised Statutes, and estimated amount required for each detailed object				Total amount to be appropriated under each head of appropriation	Amount appropriated for the fiscal year ending June 30, 1926
Maintenance and Operation, Panama Canal—Continued.					
	Estimated expenditures, 1927 appropriation	Estimated expenditures, 1926 appropriation	Expended and obligated, 1926		
RECAPITULATION, ISTHMUS AND UNITED STATES COMBINED—continued					
10 Water (Republic of Panama).....	\$4,190.00	\$3,390.00	\$4,764.98		
11 Rents.....	1,800.00	1,800.00	1,800.00		
12 Repairs and alterations.....	172,950.00	77,750.00	63,117.95		
13 Special and miscellaneous current expenses.....	573,218.00	595,073.00	286,908.74		
30 Equipment (includes livestock).....	625,554.00	2,013,287.00	1,078,446.34		
32 Structures and parts.....	493,278.00	(Distributed)	(Distributed)		
33 Stores purchased for resale.....	1,250,000.00	1,250,000.00	1,213,562.80		
Total.....	15,434,778.00	16,784,829.00	15,161,214.54		
Less amount included above for sales and services to commercial interests, Panama Railroad Co., Army, Navy, other departments and employees.....	8,090,244.00	8,217,227.62	8,766,461.80		
Net canal expenses.....	7,344,534.00	8,567,601.38	6,394,752.74		
CLASSIFICATION OF SALES AND SERVICES (REPAID TO APPROPRIATION)					
01 Personal services.....	4,420,498.00	4,378,221.00	5,016,181.90		
02 Supplies and materials.....	1,645,848.00	1,719,638.00	1,614,345.73		
05 Communication service.....	44,666.00	44,779.62	47,264.09		
06 Travel expense.....	16,063.00	15,164.00	17,541.05		
07 Transportation of things.....	118,748.00	119,705.00	133,493.79		
10 Water (Republic of Panama).....	2,136.00	2,147.00	2,606.68		
12 Repairs and alterations.....	22,250.00	22,250.00	22,508.43		
13 Special and miscellaneous current expenses.....	334,217.00	343,018.00	86,298.72		
30 Equipment.....	235,818.00	322,305.00	612,658.61		
33 Stores purchased for resale.....	1,250,000.00	1,250,000.00	1,213,562.80		
Total.....	8,090,244.00	8,217,227.62	8,766,461.80		
RECAPITULATION, NET CANAL EXPENSES (ISTHMUS AND UNITED STATES COMBINED)					
01 Personal services.....	4,245,889.00	4,573,875.00	4,134,998.29		
02 Supplies and materials.....	1,580,698.00	1,746,465.00	1,330,460.72		
05 Communication services.....	46,864.00	46,780.38	38,952.79		
06 Travel expense.....	45,442.00	45,841.00	36,644.15		
07 Transportation of things.....	114,182.00	125,055.00	110,019.15		
08 Printing and binding.....	32,360.00	34,435.00	30,306.60		
09 Advertising and publication of notices.....	2,550.00	2,550.00	2,395.47		
10 Water.....	2,054.00	2,243.00	2,148.30		
11 Rents.....	1,800.00	1,800.00	1,800.00		
12 Repairs and alterations.....	150,700.00	55,500.00	40,609.52		
13 Special and miscellaneous current expenses.....	239,001.00	242,055.00	200,610.02		
30 Equipment (includes livestock).....	389,736.00	1,690,982.00	465,787.73		
32 Structures and parts.....	493,278.00	(Distributed)	(Distributed)		
Total.....	7,344,534.00	8,567,601.38	6,394,752.74		
RECAPITULATION OF NET CURRENT EXPENSES					
Executive offices.....	263,930.00	258,128.00	252,144.01		
Clubs and playgrounds.....	100,000.00	100,000.00	100,000.00		
Accounting department.....	186,268.00	185,792.00	170,562.37		
Offices in the United States.....	213,760.00	213,760.00	206,508.53		
Office engineer.....	19,890.00	17,890.00	14,668.86		
Meteorology and hydrography.....	38,837.00	38,837.00	37,242.46		
Section of surveys.....	31,828.00	32,973.00	22,851.03		
Operation of general storehouses.....	321,845.00	321,665.00	326,027.12		
Public buildings and grounds.....	162,110.00	159,850.00	151,854.85		
Maintenance laborers' quarters.....	95,000.00	95,000.00	87,786.57		
Street lighting.....	16,000.00	16,000.00	14,931.43		
Water for municipal purposes.....	23,400.00	23,400.00	23,400.00		
Roads, streets, and sidewalks.....	120,000.00	120,000.00	88,674.40		
Storm sewers.....	25,000.00	25,000.00	15,718.62		
Printing and binding:					
Panama Canal Press.....	17,360.00	19,435.00	15,150.10		
Public Printer, Washington.....	15,000.00	15,000.00	15,166.50		
Tracks and equipment, maintenance.....	30,000.00	30,000.00	56,234.92		
Recruiting and repatriating employees.....	30,000.00	30,000.00	22,207.66		
Transportation of employees, Isthmus.....	120,000.00	120,000.00	120,000.00		
Compensation, injured employees.....	2,000.00	2,000.00	100.50		
Marine division:					
Superintendence.....	13,586.00	13,586.00	11,525.72		
Port captains' offices.....	150,097.00	155,000.00	1,150,913.46		
Board of admeasurements.....	45,000.00	45,000.00	41,010.58		
Pilotage.....	55,000.00	52,497.00	36,755.25		
Tugs and launch service.....	75,000.00	75,000.00	65,003.40		
Aids to navigation.....	250,000.00	205,000.00	242,911.96		
Total, marine division.....	584,683.00	546,083.00	548,120.37		

Estimates of appropriations required for the service of the fiscal year ending June 30, 1927—Continued

General object (title of appropriation), date of acts, references to Statutes at Large, or to Revised Statutes, and estimated amount required for each detailed object

Total amount to be appropriated under each head of appropriation

Amount appropriated for the fiscal year ending June 30, 1926

Maintenance and Operation, Panama Canal—Continued.

	Estimated expenditures, 1927 appropriation	Estimated expenditures, 1926 appropriation	Expended and obligated, 1925
RECAPITULATION OF NET CURRENT EXPENSES—CON.			
Locks, operation and maintenance:			
Gatun locks.....	\$454,636.00	\$473,965.00	\$443,154.49
Gatun locks, overhaul.....	500,000.00		
Gatun locks, cribbing.....	20,000.00		
Pedro Miguel locks.....	363,425.00	318,675.00	337,640.15
Pedro Miguel locks, overhaul.....		228,750.00	
Pedro Miguel locks, cribbing.....	50,000.00		
Miraflores locks.....	442,690.00	436,965.00	416,835.70
Miraflores locks, overhaul.....			281,775.95
Miraflores locks, cribbing.....	37,500.00		
Total locks.....	1,868,251.00	1,438,355.00	1,479,206.29
Gatun dam maintenance.....	51,069.00	52,369.00	44,580.71
Gatun spillway.....	5,025.00	5,025.00	3,605.13
Damage to vessels.....	50,000.00	50,000.00	9,486.77
Breakwater, maintenance.....			235.21
Channel maintenance (dredging).....	2,366,000.00	2,226,000.00	1,969,975.59
Removing floating obstructions.....	29,000.00	29,000.00	29,973.91
Floating derrick, maintenance.....	55,000.00	55,000.00	57,534.54
Total, dredging division.....	2,450,000.00	2,310,000.00	2,057,484.04
Total net current expenses.....	6,851,256.00	6,246,562.00	5,883,938.45
Capital additions.....	493,278.00	2,321,039.38	510,814.29
New post office at Cristobal.....	\$109,000		
Permanent quarters.....	384,278		
Total expenditures.....	7,344,534.00	8,567,601.38	6,394,752.74
Regular appropriation.....		7,140,000.00	5,748,160.00
Deficiency appropriation, adjustment of compensation.....			103,050.00
Total.....		7,140,000.00	5,851,210.00
Transfer to retirement fund.....		26,000.00	28,578.15
Net appropriation available.....		7,114,000.00	5,822,631.85
Savings and reserve available.....			2,284,162.27
Total available, 1925.....			8,106,794.12
Carried forward to 1926 and 1927.....	258,440.00	1,453,601.38	
Depreciation reserves available for expenditure.....	1,100,000.00		
Total available, 1926.....		8,567,601.38	
Required to be appropriated for 1927.....	5,986,094.00		

Sanitation, Canal Zone, Panama Canal—

For sanitation, quarantine, hospitals, and medical aid and support of the insane and of lepers, and aid and support of indigent persons legally within the Canal Zone, including expenses of their deportation when practicable, and the purchase of artificial limbs or other appliances for indigent persons who were injured in the service of the Isthmian Canal Commission or the Panama Canal prior to September 7, 1916, and including additional compensation to any officer of the United States Public Health Service detailed with the Panama Canal as chief quarantine officer (*acts Aug. 24, 1912, vol. 37, p. 560, secs. 1-14; Feb. 12, 1925, vol. 43, p. 934*)—

\$670,000.00

\$653,216.00

	Estimated expenditures, 1927 appropriation	Estimated expenditures, 1926 appropriation	Expended and obligated, 1925
HEALTH DEPARTMENT			
Field service:			
Salaries and wages—			
Salary range, \$6,000 to \$7,500; average, \$6,750—	<i>Average—</i>	<i>Average—</i>	<i>Average—</i>
Chief health officer.....	No. 1 Salary \$7,000	No. 1 Salary \$7,000	No. 1 Salary \$7,000
Superintendent, Ancon Hospital.....	1 7,000	1 7,000	1 7,000
Chief of medical clinic.....	1 7,000	1 7,000	1 7,000
Chief of surgical clinic.....	1 7,000	1 7,000	1 7,000
Salary range, \$5,200 to \$6,000; average, \$5,600—			
Assistant chief health officer.....	1 5,400	1 5,400	1 5,400
Chief, board of health laboratory.....	1 5,400	1 5,400	1 5,400
Chief quarantine officer.....	1 5,598	1 5,598	1 5,598
Salary range, \$3,300 to \$5,000; average, \$4,400—			
Assistant to superintendent.....	1 4,800	1 4,800	1 4,800
Chief, eye and ear clinic.....	1 4,800	1 4,800	1 4,800
Chief X-ray clinic.....	1 4,800	1 4,800	1 4,800
Chief, radiotherapy clinic.....	1 4,400	1 4,400	1 4,400
Assistant chief, medical clinic.....	1 4,400	1 4,400	1 4,400

Estimates of appropriations required for the service of the fiscal year ending June 30, 1927—Continued

General object (title of appropriation), date of acts, references to Statutes at Large, or to Revised Statutes, and estimated amount required for each detailed object				Total amount to be appropriated under each head of appropriation	Amount appropriated for the fiscal year ending June 30, 1926
<i>Sanitation, Canal Zone, Panama Canal—Continued.</i>					
HEALTH DEPARTMENT—continued.					
Field service—Continued.					
Salaries and wages—Continued.					
Salary range, \$2,800 to \$5,000; average \$4,400—Con.	<i>Average—</i>	<i>Average—</i>	<i>Average—</i>		
Assistant chief, eye and ear clinic.....	No. Salary	No. Salary	No. Salary		
Assistant chief, surgical clinic.....	1 \$4,400	1 \$4,400	1 \$4,400		
Physicians.....	20 4,336	20 4,336	18 4,025		
Bacteriologist.....	1 4,400	1 4,400	1 4,400		
Pathologist.....	1 4,400	1 4,400	1 4,400		
Chemist.....	1 4,400	1 4,400	1 4,400		
Superintendent, Colon Hospital and Corozal Hospital.....	2 4,800	2 4,800	2 4,800		
Quarantine officers, Cristobal and Balboa.....	2 4,600	2 4,600	2 4,600		
Health officer, Panama.....	1 4,800	1 4,800	1 4,800		
Health officer, Colon.....	1 4,400	1 4,400	1 4,400		
Salary range, \$3,300 to \$3,900; average, \$3,600—					
Office assistant.....	1 3,600	1 3,600	1 3,600		
Executive assistant.....	1 3,700	1 3,700	1 3,600		
Physicians.....	12 3,600	12 3,600	12 3,600		
Supervising veterinarian and meat inspector.....	1 3,900	1 3,900	1 3,900		
Salary range, \$3,000 to \$3,600; average, \$3,300—					
Physicians.....	2 3,450	2 3,450	2 3,450		
General mechanic.....	1 3,360	1 3,360	1 3,360		
Superintendent, Palo Seco leper colony.....	1 3,200	1 3,200	1 3,200		
Quarantine inspector.....	1 3,100	1 3,100	1 3,100		
Sanitary inspectors.....	10 3,300	10 3,300	10 3,250		
Veterinarian and meat inspector.....	1 3,300	1 3,300	1 3,300		
Salary range, \$2,700 to \$3,300; average, \$3,000—					
Pharmacist, senior.....	1 2,900	1 2,900	1 2,900		
Carpenter, foreman.....	1 3,170	1 3,170	1 3,170		
Veterinarian and meat inspector.....	1 3,000	1 3,000	1 3,000		
Salary range, \$2,400 to \$3,000; average, \$2,700—					
Clerks.....	5 2,779	5 2,779	5 2,779		
Assistant chemist.....	1 2,700	1 2,700	1 2,700		
Embalmers-cremator.....	1 2,700	1 2,700	1 2,700		
Foreman, chauffeur.....	1 2,580	1 2,580	1 2,580		
Quarantine inspector.....	1 2,700	1 2,700	1 2,700		
Salary range, \$2,100 to \$2,700; average, \$2,400—					
Clerks.....	5 2,380	5 2,380	5 2,340		
Laboratory technicians.....	6 2,500	6 2,500	6 2,400		
Nurse, chief.....	1 2,400	1 2,400	1 2,400		
Pharmacists, senior.....	2 2,400	2 2,400	2 2,400		
Storekeeper.....	1 2,500	1 2,500	1 2,500		
Assistant, dispensary, senior.....	1 2,400	1 2,400	1 2,400		
Farm manager.....	1 2,400	1 2,400	1 2,400		
General mechanic.....	1 2,400	1 2,400	1 2,400		
Salary range, \$1,860 to \$2,400; average, \$2,100—					
Clerks.....	3 2,070	3 2,070	3 2,010		
Assistants, dispensary, junior.....	7 2,085	7 2,085	7 2,015		
Stewardess.....	1 2,100	1 2,100	1 2,100		
Nurses, chief.....	2 1,980	2 1,980	2 1,980		
Vaccinator.....	1 2,100	1 2,100	1 1,980		
Salary range, \$1,680 to \$2,040; average, \$1,860—					
Clerks.....	3 1,780	3 1,780	3 1,700		
Nurses, head.....	10 1,880	10 1,880	10 1,880		
Nurses, female.....	7 1,785	7 1,785	8 1,695		
Nurses, male.....	4 1,830	4 1,830	4 1,770		
Stewardess.....	1 1,800	1 1,800	1 1,800		
Salary range, \$1,500 to \$1,960; average, \$1,680—					
Nurses, female.....	68 1,590	68 1,590	68 1,530		
Nurses, public health.....	2 1,710	2 1,710			
Nurses, male.....	3 1,650	3 1,650	3 1,560		
Salary range, \$1,140 to \$1,500; average, \$1,320—					
Clerks.....	3 1,260	3 1,260	3 1,140		
Salary range, \$780 to \$1,020; average, \$900—					
Internes.....	6 900	6 900	6 900		
Alien employees: Office helpers, cooks, messengers, waiters, watchmen, attendants, artisans, foremen, chauffeurs, carpenters, laborers, helpers, maids, motor-boat operators, seamen, laundry women, telephone operators, elevator men, janitors, crematory men, firemen, boatmen, scavengers, gardeners, teamsters, dairymen, storekeepers.....	700 488	700 488	700 488		
Differential reduction.....	931,013	931,013	907,770		
Total average number of employees.....	925 125,239	925 125,239	922 100,423		
Total salaries and wages.....	805,774	805,774	807,347		
Army pay included in differential.....	120,894	120,894	96,078		
Actual differential.....	4,345	4,345	4,345		
01 Personal services.....	805,774.00	805,774.00	807,347.31		
Supplies and materials:					
0200 Stationery and office supplies.....	8,750.00	8,750.00	8,558.75		
0210 Medical and hospital supplies.....	52,000.00	52,000.00	50,742.55		
0220 Scientific and educational supplies.....	550.00	550.00	524.40		
0230 Fuel.....	13,900.00	13,900.00	13,365.71		
0240 Wearing apparel and sewing supplies.....	2,000.00	2,000.00	2,055.87		
0250 Forage and other supplies and animals.....	10,500.00	10,500.00	10,356.73		
0260 Provisions.....	163,300.00	163,300.00	162,810.53		

Estimates of appropriations required for the service of the fiscal year ending June 30, 1927—Continued

General object (title of appropriation), date of acts, references to Statutes at Large, or to Revised Statutes, and estimated amount required for each detailed object				Total amount to be appropriated under each head of appropriation	Amount appropriated for the fiscal year ending June 30, 1926
<i>Sanitation, Canal Zone, Panama Canal—Continued.</i>					
	Estimated expenditures, 1927 appropriation	Estimated expenditures, 1926 appropriation	Expended and obligated, 1925		
HEALTH DEPARTMENT—continued					
Supplies and materials—Continued.					
0270 Powder, projectiles, explosives, etc.....	\$20.00	\$20.00	\$16.53		
0280 Sundry supplies.....	24,660.00	23,760.00	23,641.15		
0290 Material.....	9,130.00	9,130.00	8,702.91		
02 Total supplies and materials.....	284,710.00	283,910.00	280,775.13		
05 Telephone service.....	13,000.00	13,000.00	12,673.37		
06 Travel expenses.....	16,500.00	16,500.00	15,264.98		
07 Transportation of things (service).....	49,250.00	49,250.00	48,836.26		
08 Printing and binding.....	1,500.00	1,500.00	1,486.01		
10 Furnishing of electric light and water.....	34,700.00	34,700.00	33,818.39		
11 Rent of buildings.....	7,250.00	7,250.00	9,108.81		
12 Repairs and alterations.....	37,500.00	17,284.00	4,967.88		
13 Special and miscellaneous current expenses.....	77,500.00	69,500.00	66,289.83		
Equipment (includes livestock):					
3010 Furniture, furnishing, and fixtures.....	1,120.00	1,120.00	1,076.54		
3020 Educational, scientific, and recreational equipment.....	20,000.00	20,000.00	20,004.19		
3040 Livestock.....	1,200.00	300.00	300.00		
3050 Other equipment.....	16,470.00	8,170.00	7,937.14		
30 Total equipment (includes livestock).....	38,790.00	29,590.00	29,337.87		
32 Other structures.....		12,028.00	80,406.73		
33 Stores purchased for resale.....	30,000.00	30,000.00	31,800.76		
Total.....	1,396,474.00	1,370,286.00	1,422,113.33		
CLASSIFICATIONS OF ESTIMATED COLLECTIONS (REPAID TO APPROPRIATIONS)					
01 Personal services.....	441,912.00	431,912.00	442,201.25		
02 Supplies and materials.....	152,611.00	152,610.46	153,736.49		
05 Communication service.....	6,968.00	6,968.00	6,941.47		
06 Travel expenses.....	8,444.00	8,844.00	8,360.95		
07 Transportation of things.....	26,399.00	26,399.00	26,748.66		
10 Furnishing of electric light and water.....	18,600.00	18,600.00	18,523.05		
11 Rent of buildings.....	3,886.00	3,886.00	4,989.00		
13 Special and miscellaneous current expenses.....	37,254.00	37,254.00	36,414.35		
33 Stores purchased for resale.....	30,000.00	30,000.00	31,800.76		
Total.....	726,474.00	716,473.46	729,766.07		
RECAPITULATION, NET CURRENT EXPENSES					
01 Personal services.....	363,862.00	373,862.00	365,146.06		
02 Supplies and material.....	132,090.00	131,293.54	126,988.64		
05 Communication service.....	6,032.00	6,032.00	5,731.00		
06 Travel expenses.....	7,656.00	7,656.00	6,904.03		
07 Transportation of things.....	22,851.00	22,851.00	22,087.60		
08 Printing and binding.....	1,500.00	1,500.00	1,486.01		
10 Furnishing of electric light and water.....	16,100.00	16,100.00	15,295.34		
11 Rent of buildings.....	3,364.00	3,364.00	4,119.72		
12 Repairs and alterations.....	37,500.00	17,284.00	4,967.88		
13 Special and miscellaneous current expenses.....	40,246.00	32,246.00	29,875.48		
30 Equipment (includes livestock).....	38,790.00	29,590.00	29,337.87		
32 Structures and parts.....		12,028.00	80,406.73		
Total.....	670,000.00	653,812.54	692,347.26		
RECAPITULATION					
01 Personal services.....	805,774.00	805,774.00	807,347.31		
02 Supplies and materials.....	284,710.00	283,910.00	280,775.13		
05 Communication service.....	13,000.00	13,000.00	12,673.37		
06 Travel expenses.....	16,500.00	16,500.00	15,264.98		
07 Transportation of things (service).....	49,250.00	49,250.00	48,836.26		
08 Printing and binding.....	1,500.00	1,500.00	1,486.01		
10 Furnishing of electric light and water.....	34,700.00	34,700.00	33,818.39		
11 Rent of buildings.....	7,250.00	7,250.00	9,108.81		
12 Repairs and alterations.....	37,500.00	17,284.00	4,967.88		
13 Special and miscellaneous current expenses.....	77,500.00	69,500.00	66,289.83		
30 Equipment (includes livestock).....	38,790.00	29,590.00	29,337.87		
32 Structures and parts.....		12,028.00	80,406.73		
33 Stores purchased for resale.....	30,000.00	30,000.00	31,800.76		
Total.....	1,396,474.00	1,370,286.00	1,422,113.33		
Less estimated collections.....	726,474.00	716,473.46	729,766.07		
Current expenses.....	670,000.00	653,812.54	692,347.26		
Amount appropriated and available, 1925.....			692,347.26		
Regular appropriation for 1926.....		653,216.00			
Savings 1924 carried to 1926.....		596.54			
Amount required to be appropriated.....	670,000.00				

Estimates of appropriations required for the service of the fiscal year ending June 30, 1927—Continued

General object (title of appropriation), date of acts, references to Statutes at Large, or to Revised Statutes, and estimated amount required for each detailed object	Total amount to be appropriated under each head of appropriation		Amount appropriated for the fiscal year ending June 30, 1926
Civil Government, Panama Canal and Canal Zone— For civil government of the Panama Canal and Canal Zone, including salaries of district judge, \$7,500; district attorney, \$5,000; marshal, \$5,000; and gratuities and necessary clothing for indigent discharged prisoners (acts Aug. 24, 1912, vol. 37, p. 560, secs. 1-14; Feb. 12, 1925, vol. 43, p. 934)-----	\$983, 000. 00		\$942, 150. 00
	Estimated expenditures, 1927 appropriation	Estimated expenditures, 1926 appropriation	Expended and obligated, 1925
CIVIL AFFAIRS AND CUSTOMS			
Field service:			
Salaries and wages—	Average—	Average—	Average—
Salary range, \$3,800 to \$5,000; average, \$4,400—	No. Salary	No. Salary	No. Salary
Chief of division-----	1 \$4,800	1 \$4,800	1 \$4,800
Salary range, \$3,300 to \$3,900; average, \$3,600—			
Chief customs inspectors-----	2 3,600	2 3,600	1½ 3,425
Salary range \$3,000 to \$3,600; average \$3,300—			
Office assistant-----	1 3,400	1 3,400	1½ 3,400
Salary range \$2,700 to \$3,300; average \$3,000—			
Clerks-----	2 2,900	2 2,900	2 2,800
Salary range \$2,100 to \$2,700; average \$2,400—			
Customs inspectors-----	6 2,433	5½ 2,433	5½ 2,405
Salary range \$1,800 to \$2,400; average \$2,100—			
Customs guards-----	2 1,980	2 1,980	2 1,870
Clerks-----	2 2,040	2 2,040	2 1,905
Salary range \$1,500 to \$1,800; average \$1,680—			
Clerk-----	1 840	1 840	1½ 1,740
Alien employees, clerk-----			810
	44,678	43,867	41,796
Differential reduction-----	343	343	343
Total average number of employees-----	17	16½	16½
Total salaries and wages-----	44,335	43,524	41,453
The difference between 1927 and 1926 is due to increase in force, \$811.			
POSTS			
Field service:			
Salaries and wages—			
Salary range, \$3,800 to \$5,000; average, \$4,400—			
Postmaster, Cristobal-----	1 4,000	1 4,000	1 4,000
Post-office inspector-----	1 3,600	1 3,600	1 3,600
Salary range, \$3,300 to \$3,900; average, \$3,600—			
Postmaster, Ancon-----	1 3,624	1 3,624	1 3,624
Salary range, \$3,000 to \$3,600; average, \$3,300—			
Postmaster, Balboa-----	1 3,252	1 3,252	1 3,252
Postmaster, assistant, Cristobal-----	1 3,012	1 3,012	1 2,881
Salary range, \$2,700 to \$3,300; average, \$3,000—			
Clerks, chief dispatching and registry-----	2 2,664	2 2,664	2 2,582
Postmaster, Balboa Heights-----	1 3,000	1 3,000	1 2,706
Postmasters, assistant-----	2 2,724	2 2,724	2 2,628
Salary range, \$2,400 to \$3,000; average, \$2,700—			
Clerks-----	12 2,453	12 2,453	12 2,280
Postmasters-----	4 2,436	4 2,436	4 2,283
Salary range, \$2,100 to \$2,700; average, \$2,400—			
Clerks-----	3 2,249	3 2,249	6 2,123
Salary range, \$1,800 to \$2,400; average, \$2,100—			
Clerks-----	2 2,008	2 2,008	3 1,941
Postmaster-----	1 1,500	1 1,500	1 1,410
Salary range, \$1,140 to \$1,500; average, \$1,320—			
Clerks-----	2 1,320	3 1,320	1 1,320
Salary range, \$1,020 to \$1,260; average, \$1,140—			
Clerks-----	8 1,200	10½ 1,200	3½ 1,140
Postmasters-----	3 1,200	3 1,200	3 1,140
Salary range, \$900 to \$1,140; average, \$1,020—			
Clerks-----	3 960	1½ 1,068	5½ 972
Salary range, \$240 to \$420; average, \$330—			
Postmaster-----	1 300	1 300	1 300
Alien employees: Office helpers, messengers, and chauffeurs-----	19 669	19 669	17 677
	114,427	116,713	112,195
Differential reduction-----	3,260	3,260	3,260
Total average number of employees-----	68	66½	66½
Total salaries and wages-----	111,167	113,453	108,935
The difference between 1927 and 1926 is due to decrease in force, \$2,236.			
SCHOOLS			
Field service:			
Salaries and wages—			
Salary range, \$3,800 to \$5,000; average, \$4,400—			
Superintendent of schools-----	1 4,800	1 4,800	1 4,800
Salary range \$3,300 to \$3,900; average, \$3,600—			
Assistant superintendent of schools, upper grades-----	1 3,800	1 3,800	1 3,800
Assistant to superintendent of schools, lower grades-----	1 3,700	1 3,700	1 3,700
Salary range \$3,000 to \$3,600; average \$3,300—			
High school principal, Balboa-----	1 3,300	1 3,300	1 3,700
Salary range \$2,700 to \$3,300; average \$3,000—			
Supervisor of music-----	1 2,664	1 2,664	1 2,538
High school principal, Cristobal-----	1 2,799	1 2,799	1 2,763
White school principal, Balboa-----	1 2,940	1 2,940	1 2,856

Estimates of appropriations required for the service of the fiscal year ending June 30, 1927—Continued

General object (title of appropriation), date of acts, references to Statutes at Large, or to Revised Statutes, and estimated amount required for each detailed object

Total amount to be appropriated under each head of appropriation

Amount appropriated for the fiscal year ending June 30, 1926

Civil Government, Panama Canal and Canal Zone—Continued.

	Estimated expenditures, 1927 appropriation		Estimated expenditures, 1926 appropriation		Expended and obligated, 1925	
SCHOOLS—continued.						
Field service—Continued.						
Salaries and wages—Continued.						
Salary range \$2,400 to \$3,000; average \$2,700—						
Supervisor of penmanship.....	No.	Salary	No.	Salary	No.	Salary
White school principal, Cristobal.....	1	\$2,430	1	\$2,430	1	\$2,268
Teachers, high school, Cristobal and Balboa.....	1	2,511	1	2,511	1	2,457
Salary range \$2,100 to \$2,700; average \$2,400—	5	2,439	5	2,439	5	2,358
Line teachers.....	2	2,318	2	2,318	2	2,300
White school principals, Ancon and Pedro Miguel.....	2	2,241	2	2,241	2	2,187
Teachers, high school, Cristobal and Balboa.....	13	2,172	13	2,172	13	2,133
Salary range \$1,860 to \$2,400; average \$2,100—						
White school principal, Camp Galliard.....	1	1,872	1	1,872	1	1,872
Teachers, grade school.....	22	1,913	22	1,913	20	1,872
Teacher, Spanish.....	1	1,971	1	1,971	1	1,917
Salary range \$1,680 to \$2,040; average \$1,860—						
White school principal, Gatun.....	1	1,755	1	1,755	1	1,917
Teachers, grade school.....	20	1,872	20	1,872	20	1,760
Salary range \$1,500 to \$1,860; average \$1,680—						
Teachers, grade school.....	13	1,620	12	1,620	14	1,737
Salary range \$600 to \$780; average \$690—						
Teachers, Alhajuela, El Vigia, San Juan de Pequeni.....			3	740	3	620
Salary range \$420 to \$600; average \$510—						
Teachers, Alhajuela, San Juan de Pequeni.....			1	510	1	592
Alien employees (silver roll)—						
Principals, colored schools, and teachers, colored schools.....	47	701	47	701	44	691
	217,624		218,734		212,846	
Differential reduction.....	355		355		355	
Total average number of employees.....	136		139		135½	
Total salaries and wages.....	217,269		218,379		212,491	
The difference between 1927 and 1926 is due to decrease in force, \$1,110.						
POLICE AND PRISONS						
Field service:						
Salaries and wages—						
Salary range, \$3,800 to \$5,000; average, \$4,400—						
Chief of division.....	½	4,800	½	4,800	½	4,800
Inspector.....	1	3,780	1	3,780	1	3,600
Salary range, \$3,300 to \$3,900; average, \$3,600—						
Captains.....	3	3,480	3	3,480	3	3,300
Salary range, \$3,000 to \$3,600; average, \$3,300—						
Lieutenants.....	5	3,132	5	3,132	5	2,800
Salary range, \$2,700 to \$3,300; average, \$3,000—						
Sergeants.....	5	2,784	5	2,784	5	2,700
Salary range, \$2,400 to \$3,000; average, \$2,700—						
Sergeants.....	10	2,700	10	2,700	10	2,600
Policemen.....	57	2,436	57	2,436	52	2,400
Salary range, \$2,100 to \$2,700; average, \$2,400—						
Policemen.....	29	2,212	29	2,212	2	2,300
Salary range, \$1,860 to \$2,400; average, \$2,100—						
Policemen.....	19	1,992	19	1,992	50	2,107
Salary range, \$420 to \$600; average \$510—						
Boatmen.....					2	510
Alien employees, policemen.....	44	810	44	810	44	825
	349,688		349,688		341,480	
Differential reduction.....	19,846		1,956		1,956	
Total average number of employees.....	173½		173½		174½	
Total salaries and wages.....	329,842		347,732		339,524	
The difference between 1927 and 1926 is a decrease of \$17,890. This amount will be absorbed either by a decrease in force or in salaries, or both, as may be found most expedient.						
FIRE PROTECTION						
Field service:						
Salaries and wages—						
Salary range, \$3,800 to \$5,000; average, \$4,400—						
Chief of division.....	½	4,800	½	4,800	½	4,800
Salary range, \$3,300 to \$3,900; average, \$3,600—						
Inspector.....	1	3,600	1	3,600	1	3,500
Salary range, \$2,700 to \$3,300; average, \$3,000—						
Captains.....	2	2,904	2	2,904	2	2,800
Lieutenants.....	6	2,724	6	2,724	6	2,600
Salary range, \$2,400 to \$3,000; average, \$2,700—						
Sergeants.....	4	2,556	4	2,556	2	2,520
Motor inspector.....	1	2,822	1	2,822	1	2,822
Firemen.....	17	2,436	17	2,436	17½	2,400
Salary range, \$2,100 to \$2,700; average, \$2,400—						
Firemen.....	10	2,172	10	2,172	12	2,170
Salary range, \$1,860 to \$2,400; average, \$2,100—						
Firemen.....	3	1,860	3	1,860	3	1,860
	108,910		108,910		108,782	
Differential reduction.....	272		272		272	
Total average number of employees.....	44½		44½		45½	
Total salaries and wages.....	109,638		109,638		108,510	

Estimates of appropriations required for the service of the fiscal year ending June 30, 1927—Continued

General object (title of appropriation), date of acts, references to Statutes at Large, or to Revised Statutes, and estimated amount required for each detailed object	Total amount to be appropriated under each head of appropriation		Amount appropriated for the fiscal year ending June 30, 1926	
Civil Government, Panama Canal and Canal Zone—Continued.				
	Estimated expenditures, 1927 appropriation	Estimated expenditures, 1926 appropriation	Expended and obligated, 1925	
DISTRICT COURT				
Field service:				
Salaries and wages—	Average—	Average—	Average—	
Salary range, \$7,500 and over—	No. 1 $\frac{1}{2}$ Salary \$7,500	No. 1 $\frac{1}{2}$ Salary \$7,500	No. 1 Salary \$7,500	
District judge	1 3,600	1 3,600	1 3,600	
Salary range, \$3,300 to \$3,900; average, \$3,600—				
Clerk of court	1 2,800	1 2,800	1 2,800	
Salary range, \$2,400 to \$3,000; average, \$2,700—				
Court reporters	2 2,780	2 2,780	2 2,700	
Clerks	2 870	2 870	1 $\frac{1}{2}$ 870	
Alien employees: Office helpers				
	22,450	22,450	21,200	
Differential reduction	22	22	22	
Total average number of employees	7 $\frac{1}{2}$	7 $\frac{1}{2}$	6 $\frac{1}{2}$	
Total salaries and wages	22,428	22,428	21,178	
DISTRICT ATTORNEY				
Field service:				
Salaries and wages—				
Salary range, \$3,800 to \$5,000; average, \$4,400—	1 5,000	1 5,000	$\frac{1}{2}$ 5,000	
District attorney	1 3,900	1 3,900	1 3,600	
Salary range, \$3,300 to \$3,900; average, \$3,600—				
Assistant district attorney	1 2,800	1 2,800	1 2,800	
Salary range, \$2,400 to \$3,000; average, \$2,700—				
Clerk	11,700	11,700	9,733	
Differential reduction	36	36	36	
Total average number of employees	3	3	2 $\frac{1}{2}$	
Total salaries and wages	11,664	11,664	9,697	
MARSHAL				
Field service:				
Salaries and wages—				
Salary range, \$3,800 to \$5,000; average, \$4,400—	1 5,000	1 5,000	1 5,000	
Marshal	1 2,600	1 2,600	1 2,600	
Salary range, \$2,400 to \$3,000; average, \$2,700—				
Deputy marshal	7,600	7,600	7,600	
Differential reduction	None.	None.	36	
Total average number of employees	2	2	2	
Total salaries and wages	7,600	7,600	7,564	
MAGISTRATES COURT				
Field service:				
Salaries and wages—				
Salary range, \$3,300 to \$3,900; average, \$3,600—	2 $\frac{1}{2}$ 3,600	2 $\frac{1}{2}$ 3,600	2 $\frac{1}{2}$ 3,600	
Magistrates	2 $\frac{1}{2}$ 2,436	2 $\frac{1}{2}$ 2,436	2 $\frac{1}{2}$ 2,436	
Salary range, \$2,100 to \$2,700; average, \$2,400—	2 960	2 960	2 960	
Constables				
Alien employees: Clerks	16,004	16,004	14,968	
Differential reduction	88	88	88	
Total average number of employees	6 $\frac{1}{2}$	6 $\frac{1}{2}$	6 $\frac{1}{2}$	
Total salaries and wages	15,916	15,916	14,910	
RECAPITULATION				
Civil affairs and customs:				
Number of employees	17	16 $\frac{1}{2}$	16 $\frac{1}{2}$	
Total salaries	43,455	43,524	41,452.65	
Bureau of posts:				
Number of employees	68	69 $\frac{1}{2}$	66 $\frac{1}{2}$	
Total salaries	113,438	113,453	108,934.62	
Division of schools:				
Number of employees	136	139	135 $\frac{1}{2}$	
Total salaries	214,688	218,379	212,491.25	
Police and fire division:				
Police and prisons—				
Number of employees	173 $\frac{1}{2}$	173 $\frac{1}{2}$	174 $\frac{1}{2}$	
Total salaries	332,724	347,732	339,523.65	
Fire protection—				
Number of employees	44 $\frac{1}{2}$	44 $\frac{1}{2}$	45 $\frac{1}{2}$	
Total salaries	107,946	109,638	108,509.95	
Total, police and fire division—				
Number of employees	218	218	219 $\frac{1}{2}$	
Salaries	440,670	457,370	448,033.60	
District court:				
Number of employees	7 $\frac{1}{2}$	7 $\frac{1}{2}$	6 $\frac{1}{2}$	
Total salaries	22,428	22,428	21,177.93	
District attorney:				
Number of employees	3	3	2 $\frac{1}{2}$	
Total salaries	11,664	11,664	9,696.78	

Estimates of appropriations required for the service of the fiscal year ending June 30, 1927—Continued

General object (title of appropriation), date of acts, references to Statutes at Large, or to Revised Statutes, and estimated amount required for each detailed object				Total amount to be appropriated under each head of appropriation	Amount appropriated for the fiscal year ending June 30, 1926
<i>Civil Government, Panama Canal and Canal Zone—Continued.</i>					
	Estimated expenditures, 1927 appropriation	Estimated expenditures, 1926 appropriation	Expended and obligated, 1925		
RECAPITULATION—continued	<i>Average—</i>	<i>Average—</i>	<i>Average—</i>		
Marshal:	<i>No. Salary</i>	<i>No. Salary</i>	<i>No. Salary</i>		
Number of employees.....	2	2	2		
Total salaries.....	\$7,600	\$7,600	\$7,563.67		
Magistrates courts:					
Number of employees.....	6½	6½	6½		
Total salaries.....	15,916	15,916	14,909.60		
Total personal services, civil government—					
Number of employees.....	457½	461½	456½		
Salaries.....	869,859	890,334	864,260.10		
01 Personal services.....	869,859.00	890,334.00	864,260.10		
Supplies and materials:					
0200 Stationery and office supplies.....	14,595.00	15,275.00	14,978.35		
0210 Medical and hospital supplies.....	287.00	237.00	227.61		
0220 Scientific and educational supplies.....	12,025.00	4,517.00	11,896.98		
0230 Fuel.....	2,685.00	2,655.00	2,537.07		
0240 Wearing apparel and sewing supplies.....	1,015.00	1,015.00	1,030.06		
0250 Forage and other supplies for animals.....	500.00	600.00	634.57		
0260 Provisions.....	10,585.00	10,585.00	10,485.78		
0270 Powder, projectiles, explosives, etc.....	300.00	500.00	723.06		
0280 Sundry supplies.....	12,899.00	13,316.00	12,977.47		
0290 Materials.....	2,035.00	2,126.00	1,940.53		
02 Total supplies and materials.....	56,926.00	50,826.00	57,431.48		
03 Subsistence and support of persons.....	9,715.00	10,215.00	9,567.15		
Subsistence and care of animals, etc.....	2,732.00	2,932.00	2,700.52		
05 Telegraph service.....	25.00	25.00	43.13		
06 Telephone service.....	9,880.00	9,780.00	9,844.70		
06 Travel expenses.....	6,421.00	6,231.00	5,824.47		
07 Transportation of things.....	29,122.00	28,889.06	28,228.83		
10 Furnishing of electricity and water.....	10,765.00	11,620.00	9,951.38		
11 Rent of buildings and structures.....	2,354.00	2,654.00	2,006.44		
12 Repairs and alterations.....	17,397.00	18,455.00	14,763.21		
13 Special and miscellaneous current expenses.....	18,190.00	18,140.00	18,575.09		
Equipment (includes livestock):					
3010 Furniture, furnishings, and fixtures.....	7,200.00	7,171.00	6,186.48		
3040 Livestock.....	200.00	200.00	25.00		
3050 Other equipment.....	1,844.00	2,133.00	1,902.49		
30 Total equipment (includes livestock).....	9,244.00	9,504.00	8,113.97		
Total.....	1,042,630.00	1,060,605.06	1,031,310.47		
CLASSIFICATION OF ESTIMATED COLLECTIONS (REPAID TO APPROPRIATION)					
01 Personal services.....	49,630.00	49,625.00	56,641.88		
07 Transportation of things.....	10,000.00	10,000.00	9,231.83		
Total.....	59,630.00	59,625.00	65,873.51		
RECAPITULATION, CURRENT EXPENSES					
01 Personal services.....	820,229.00	840,709.00	807,618.42		
02 Supplies and materials.....	57,126.00	51,026.00	57,431.48		
03 Subsistence and support of persons.....	9,715.00	10,215.00	9,567.15		
04 Subsistence and care of animals.....	2,732.00	2,932.00	2,700.52		
05 Telegraph service.....	25.00	25.00	43.13		
06 Telephone service.....	9,880.00	9,780.00	9,844.70		
06 Travel expense.....	6,421.00	6,231.00	5,824.47		
07 Transportation of things.....	19,122.00	18,889.06	18,997.00		
10 Furnishing of electricity and water.....	10,765.00	11,620.00	9,951.38		
11 Rent of buildings and structures.....	2,354.00	2,654.00	2,006.44		
12 Repairs and alterations.....	17,397.00	18,455.00	14,763.21		
13 Special and miscellaneous current expenses.....	18,190.00	18,140.00	18,575.09		
30 Equipment.....	9,044.00	9,304.00	8,113.97		
Total.....	983,000.00	999,980.06	965,436.96		

Estimates of appropriations required for the service of the fiscal year ending June 30, 1927—Continued

General object (title of appropriation), date of acts, references to Statutes at Large, or to Revised Statutes, and estimated amount required for each detailed object				Total amount to be appropriated under each head of appropriation	Amount appropriated for the fiscal year ending June 30, 1926
Civil Government, Panama Canal and Canal Zone—Continued.					
	Estimated expenditures, 1927 appropriation	Estimated expenditures, 1926 appropriation	Expended and obligated, 1925		
RECAPITULATION					
01 Personal services.....	\$869,859.00	\$890,334.00	\$864,260.10		
02 Supplies and materials.....	57,126.00	51,026.00	57,431.48		
03 Subsistence and support of persons.....	9,715.00	10,215.00	9,567.15		
04 Subsistence and care of animals, etc.....	2,732.00	2,932.00	2,700.52		
05 Telegraph service.....	25.00	25.00	43.13		
05 Telephone.....	9,880.00	9,780.00	9,844.70		
06 Travel expense.....	6,421.00	6,231.00	5,824.47		
07 Transportation of things.....	29,122.00	28,889.06	28,228.83		
10 Furnishing of electricity and water.....	10,765.00	11,620.00	9,951.38		
11 Rent of buildings and structures.....	2,354.00	2,654.00	2,006.44		
12 Repairs and alterations.....	17,397.00	18,455.00	14,793.21		
13 Special and miscellaneous current expense.....	18,190.00	18,140.00	18,575.00		
30 Equipment.....	9,044.00	9,304.00	8,113.97		
Total.....	1,042,630.00	1,059,605.06	1,031,310.47		
Less estimated collections.....	59,630.00	59,625.00	65,873.51		
Current expenses.....	983,000.00	999,980.06	965,436.96		
Appropriated and available for 1925.....			1,014,586.21		
Savings 1925 carried to 1926.....		49,149.25	49,149.25		
Savings 1924 carried to 1926.....		8,680.81			
Appropriated for 1926.....		942,150.00			
Total available for 1926.....		999,980.06			
Required to be appropriated for 1927.....	983,000.00				
Total, Panama Canal, [\$8,735,366] \$7,639,094, which may be disbursed and accounted for as one fund and to be available until expended.....				\$7,639,094.00	\$8,735,366.00
<p>The Governor of the Panama Canal, so far as the expenditure of appropriations contained in this act may be under his direction, shall, when it is more economical, purchase needed materials, supplies, and equipment from available surplus stocks of the War Department (<i>act Feb. 12, 1925, vol. 43, p. 934</i>).</p> <p>In addition to the foregoing sums there is appropriated for the fiscal year [1926] 1927 for expenditures and reinvestment under the several heads of appropriation aforesaid, without being covered into the Treasury of the United States, all moneys received by the Panama Canal from services rendered or materials and supplies furnished to the United States, the Panama Railroad Company, the Canal Zone government, or to their employees, respectively, or to the Panama Government, from hotel and hospital supplies, and services; from rentals, wharfage, and like service; from labor, materials, and supplies and other services furnished to vessels other than those passing through the canal, and to others unable to obtain the same elsewhere; from the sale of scrap and other by-products of manufacturing and shop operations; from the sale of obsolete and unserviceable materials, supplies, and equipment purchased or acquired for the operation, maintenance, protection, sanitation, and government of the canal and Canal Zone; and any net profits accruing from such business to the Panama Canal shall annually be covered into the Treasury of the United States (<i>same act</i>).</p> <p>In addition, there is appropriated for the operation, maintenance, and extension of waterworks, sewers, and pavements in the cities of Panama and Colon, during the fiscal year [1926] 1927, the necessary portions of such sums as shall be paid as water rentals or directly by the Government of Panama for such expenses (<i>same act</i>).</p>					
SUMMARY					
Total military activities, including departmental.....				261,116,650.00	260,757,250.00
Total nonmilitary activities, excluding National Home for Disabled Volunteer Soldiers and Panama Canal.....				58,674,881.00	62,052,115.00
Total military and nonmilitary activities, excluding National Home for Disabled Volunteer Soldiers and Panama Canal.....				319,791,531.00	322,809,365.00
National Home for Disabled Volunteer Soldiers.....				8,210,900.00	8,221,200.00
Total under War Department, including National Home for Disabled Volunteer Soldiers, and excluding Panama Canal.....				328,002,431.00	331,030,565.00
Panama Canal.....				7,639,694.00	8,735,366.00
Total under War Department, including National Home for Disabled Volunteer Soldiers and Panama Canal.....				335,641,525.00	339,765,931.00

ESTIMATES OF APPROPRIATIONS REQUIRED FOR THE SERVICE OF THE FISCAL YEAR ENDING JUNE 30, 1927

General object (title of appropriation), date of acts, references to Statutes at Large, or to Revised Statutes, and estimated amount required for each detailed object	Total amount to be appropriated under each head of appropriation	Amount appropriated for the fiscal year ending June 30, 1926
--	--	--

CHAPTER XIII.—DISTRICT OF COLUMBIA

Be it enacted by the Senate and House of Representatives of the United States of America in Congress assembled, That in order to defray the expenses of the District of Columbia for the fiscal year ending June 30, [1926] 1927, any revenue (not including the proportionate share of the United States in any revenue arising as the result of the expenditure of appropriations made for the fiscal year 1924 and prior fiscal years) now required by law to be credited to the District of Columbia and the United States in the same proportion that each contributed to the activity or source from whence such revenue was derived shall be credited wholly to the District of Columbia, and, in addition, \$9,000,000 is appropriated, out of any money in the Treasury not otherwise appropriated, and all the remainder out of the combined revenues of the District of Columbia and such advances from the Federal Treasury as are authorized in the District of Columbia appropriation act for the fiscal year 1923, namely:

Executive Office, District of Columbia—

For personal services in accordance with the classification act of 1923, [\$43,000] \$42,840 plus so much as may be necessary to make salary of engineer commissioner \$7,500: *Provided*, That in expending appropriations or portions of appropriations, contained in this act, for the payment for personal services in accordance with "the classification act of 1923," the average of the salaries of the total number of persons under any grade in any bureau, office, or other appropriation unit shall not at any time exceed the average of the compensation rates specified for the grade by such act, and in grades in which only one position is allocated the salary of such position shall not exceed the average of the compensation rates for the grade: *Provided*, That this restriction shall not apply (1) to grades 1, 2, 3, and 4 of the clerical-mechanical service, or (2) to require the reduction in salary of any person whose compensation was fixed, as of July 1, 1924, in accordance with the rules of section 6 of such act, (3) to require the reduction in salary of any person who is transferred from one position to another position in the same or different grade in the same or a different bureau, office, or other appropriation unit, or (4) to prevent the payment of a salary under any grade at a rate higher than the maximum rate of the grade when such higher rate is permitted by "the classification act of 1923," and is specifically authorized by other law (*act Mar. 3, 1925, vol. 43, p. 1217*)

\$42, 840. 00

\$43, 000. 00

	Estimated expenditures, 1927 appropriation		Estimated expenditures, 1926 appropriation		Expended and obligated, 1925	
	Average—		Average—		Average—	
	No.	Salary	No.	Salary	No.	Salary
Executive office:						
Salaries—						
Clerical, administrative, and fiscal service—						
Grade 14, \$7,500 and over—						
Special executive officers (commissioners)	2	\$7, 500	2	\$7, 500	2	\$7, 500
Grade 11, \$3,800 to \$5,000; average, \$4,400—						
Administrative officer (secretary to board)	1	4, 400	1	4, 400	1	3, 800
Grade 6, \$2,100 to \$2,700; average, \$2,400—						
Principal clerk-stenographers (assistant secretaries to commissioners)	3	2, 267	3	2, 267	3	2, 100
Grade 5, \$1,860 to \$2,400; average, \$2,111.42—						
Senior clerk	1	2, 000	1	2, 000	1	1, 860
Senior clerk-stenographer	1	1, 920	1	1, 920	1	1, 860
Grade 4, \$1,680 to \$2,040; average, \$1,860—						
Clerk	1	1, 800	1	1, 800	1	1, 740
Grade 3, \$1,500 to \$1,860; average, \$1,680—						
Assistant clerks	3	1, 600	3	1, 600	3	1, 560
Grade 2, \$1,320 to \$1,680; average, \$1,500—						
Junior clerk-stenographer	1	1, 380	1	1, 380	1	1, 320
Grade 1, \$1,140 to \$1,500; average, \$1,320—						
Junior typists	2	1, 320	2	1, 320	3	1, 240
Custodial service—						
Grade 3, \$1,020 to \$1,260; average, \$1,140—						
Messengers	2	1, 050	2	1, 050	2	1, 020
Total number of employees	17		17		18	
Total salaries		42, 840. 00		42, 840. 00		41, 680. 72

Estimates of appropriations required for the service of the fiscal year ending June 30, 1927—Continued

General object (title of appropriation), date of acts, references to Statutes at Large, or to Revised Statutes, and estimated amount required for each detailed object				Total amount to be appropriated under each head of appropriation	Amount appropriated for the fiscal year ending June 30, 1926
Executive Office, District of Columbia—Continued.					
Veterinary Division: For personal services in accordance with the classification act of 1923 (<i>act Mar. 3, 1925, vol. 43, p. 1217</i>)-----				\$1, 800. 00	\$1, 740. 00
	Estimated expenditures, 1927 appropriation	Estimated expenditures, 1926 appropriation	Expended and obligated, 1925		
Salaries:	Average—	Average—	Average—		
Special class—	No. Salary	No. Salary	No. Salary		
Veterinarian.....	1 \$1, 800	1 \$1, 740	1 \$1, 680		
The difference between 1927 and 1926 is due to increase in salary, \$60.					
For medicines, surgical, and hospital supplies (<i>same act</i>)-----				350. 00	350. 00
	Estimated expenditures, 1927 appropriation	Estimated expenditures, 1926 appropriation	Expended and obligated, 1925		
02 Hospital supplies.....	\$350. 00	\$350. 00	\$339. 43		
Unexpended balance.....			10. 57		
Total.....	350. 00	350. 00	350. 00		
Purchasing Division: For personal services in accordance with the classification act of 1923 (<i>act Mar. 2, 1911, vol. 36, p. 966, sec. 1; Mar. 3, 1925, vol. 43, p. 1217</i>)-----				50, 800. 00	50, 800. 00
	Estimated expenditures, 1927 appropriation	Estimated expenditures, 1926 appropriation	Expended and obligated, 1925		
Salaries:	Average—	Average—	Average—		
Clerical, administrative, and fiscal service—	No. Salary	No. Salary	No. Salary		
Grade 11, \$3,900 to \$5,000; average, \$4,400—	1 \$4, 400	1 \$4, 400	1 \$3, 800		
Administrative officer (purchasing officer).....					
Grade 8, \$2,700 to \$3,300; average, \$3,000—					
Administrative assistant (deputy purchasing officer).....	1 2, 900	1 2, 900	1 2, 700		
Grade 6, \$2,100 to \$2,700; average, \$2,400—					
Principal clerk (assistant purchasing officer).....	1 2, 400	1 2, 400	1 2, 100		
Grade 5, \$1,900 to \$2,400; average, \$2,151—					
Senior clerks.....	2 1, 920	2 1, 920	2 1, 860		
Grade 4, \$1,680 to \$2,040; average, \$1,860—					
Clerk.....	1 1, 860	1 1, 860	1 1, 740		
Grade 3, \$1,500 to \$1,860; average, \$1,680—					
Assistant clerk.....	1 1, 680	1 1, 680	1 1, 680		
Assistant clerks.....	4 1, 560	4 1, 560	4 1, 500		
Senior stenographer.....	1 1, 560	1 1, 560	1 1, 500		
Grade 2, \$1,320 to \$1,680; average, \$1,500—					
Junior clerk-stenographer.....	1 1, 500	1 1, 500	1 1, 440		
Junior clerk-stenographer.....	1 1, 380	1 1, 380	1 1, 320		
Junior clerk.....	1 1, 680	1 1, 680	1 1, 680		
Junior clerks.....	2 1, 500	2 1, 500	2 1, 440		
Junior clerks.....	2 1, 380	2 1, 380	2 1, 320		
Junior clerk-typist.....	1 1, 500	1 1, 500	1 1, 440		
Grade 1, \$1,140 to \$1,500; average, \$1,320—					
Underclerk.....	1 1, 200	1 1, 200	1 1, 280		
Underclerk-typists.....	2 1, 440	2 1, 440	2 1, 440		
Underclerk-typist.....	1 1, 320	1 1, 320	1 1, 260		
Underclerk-typist.....	1 1, 200	1 1, 200	1 1, 440		
Underclerk-typist.....	1 1, 140	1 1, 140	1 1, 440		
Subprofessional service—					
Grade 5, \$1,680 to \$2,040; average, \$1,860—					
Engineering inspector.....	1 1, 740	1 1, 740	1 1, 680		
Grade 3, \$1,320 to \$1,680; average, \$1,500—					
Junior engineering inspector.....	1 1, 380	1 1, 380	1 1, 320		
Custodial service—					
Grade 3, \$1,020 to \$1,260; average, \$1,140—					
Messengers.....	2 1, 080	2 1, 080	2 1, 020		
Messenger.....	1 1, 080	1 1, 080	1 1, 260		
01 Total average number of employees.....	31	31	32		
Total salaries.....	50, 800	50, 800	49, 880		

Estimates of appropriations required for the service of the fiscal year ending June 30, 1927—Continued

General object (title of appropriation), date of acts, references to Statutes at Large, or to Revised Statutes, and estimated amount required for each detailed object				Total amount to be appropriated under each head of appropriation	Amount appropriated for the fiscal year ending June 30, 1926
Executive Office, District of Columbia—Continued.					
Building Inspection Division: For personal services in accordance with the classification act of 1923 (<i>acts Mar. 3, 1879, vol. 20, p. 405, sec. 1; Mar. 3, 1925, vol. 43, p. 1217</i>)				\$98, 540. 00	\$78, 000. 00
	Estimated expenditures, 1927 appropriation	Estimated expenditures, 1926 appropriation	Expended and obligated, 1925		
Salaries:					
Professional and scientific service—	<i>Average—</i>	<i>Average—</i>	<i>Average—</i>		
Grade 4, \$3,800 to \$5,000; average, \$4,400—	No. Salary	No. Salary	No. Salary		
Engineer (inspector of buildings).....	1 \$4, 200	1 \$3, 800	1 \$3, 800		
Grade 3, \$3,000 to \$3,600; average, \$3,300—					
Associate engineers.....	3 3, 000	3 3, 000	3 3, 000		
Grade 2, \$2,400 to \$3,000; average, \$2,700—					
Assistant engineers.....	7 2, 400	7 2, 400	7 2, 400		
Subprofessional service—					
Grade 8, \$2,400 to \$3,000; average, \$2,700—					
Chief engineering inspectors (superintendents)...	2 2, 400	2 2, 400	2 2, 400		
Grade 6, \$1,860 to \$2,400; average, \$2,100—					
Engineering inspectors, senior (foremen).....	3 2, 200	2 2, 200	3 2, 200		
Grade 5, \$1,680 to \$2,040; average, \$1,860—					
Engineering inspectors (foremen).....	13 1, 754	13 1, 694	13 1, 694		
Grade 4, \$1,500 to \$1,860; average, \$1,680—					
Assistant engineering draftsmen.....	2 1, 680	2 1, 620	2 1, 620		
Clerical, administrative, and fiscal service—					
Grade 5, \$1,860 to \$2,400; average, \$2,100—					
Senior clerk (chief clerk).....	1 2, 100	1 2, 100	1 2, 100		
Grade 3, \$1,500 to \$1,860; average, \$1,680—					
Assistant clerks.....	2 1, 620	2 1, 590	2 1, 590		
Grade 2, \$1,320 to \$1,680; average, \$1,500—					
Junior stenographer.....	1 1, 380	1 1, 320	1 1, 320		
Grade 2, \$1,320 to \$1,680; average, \$1,500—					
Junior clerks.....	3 1, 380	3 1, 320	3 1, 320		
Grade 1, \$1,140 to \$1,500; average, \$1,320—					
Underclerks.....	2 1, 200	2 1, 140	2 1, 140		
Custodial service—					
Grade 3, \$1,020 to \$1,260; average, \$1,140—					
Messenger.....	1 1, 080	1 1, 020	1 1, 020		
Transfers from engineer commissioner's office:					
Subprofessional service—					
Grade 6, \$1,860 to \$2,400; average, \$2,100—					
Senior engineering inspector (foreman).....	1 2, 100				
Clerical, administrative, and fiscal service—					
Grade 3, \$1,500 to \$1,860; average, \$1,680—					
Assistant clerk.....	1 1, 740				
Grade 2, \$1,320 to \$1,680; average, \$1,500—					
Junior clerk.....	1 1, 440				
NEW POSITIONS RECOMMENDED					
Subprofessional service—					
Grade 5, \$1,680 to \$2,040; average, \$1,860—					
Engineering inspectors (foremen).....	5 1, 680				
Clerical, administrative, and fiscal service—					
Grade 3, \$1,500 to \$1,860; average, \$1,680—					
Assistant clerks.....	2 1, 500				
Total average number of employees.....	51	41	41		
Total salaries.....	98, 540	80, 122	80, 122		
The difference between 1927 and 1926 is due to—					
Increase in force.....	\$11, 400				
Transfers from engineer commissioner.....	5, 280				
Increase in salaries.....	1, 738				
Total.....	18, 418				
Plumbing Inspection Division: For personal services in accordance with the classification act of 1923 (<i>acts Jan. 25, 1881, vol. 21, p. 318; Mar. 3, 1925, vol. 43, p. 1217</i>)				27, 940. 00	22, 420. 00

	Estimated expenditures, 1927 appropriation	Estimated expenditures, 1926 appropriation	Expended and obligated, 1925
Salaries:			
Subprofessional service—	<i>Average—</i>	<i>Average—</i>	<i>Average—</i>
Grade 8, \$2,400 to \$3,000; average, \$2,700—	No. Salary	No. Salary	No. Salary
Inspector of plumbing (chief).....	1 \$2, 500	1 \$2, 500	1 \$2, 400
Grade 7, \$2,100 to \$2,700; average, \$2,400—			
Assistant inspector (principal).....	1 2, 200	1 2, 200	1 2, 100
Grade 5, \$1,680 to \$2,040; average, \$1,860—			
Assistant inspector (second assistant).....	1 1, 860	1 1, 860	1 1, 800
Assistant inspectors.....	7 1, 725	7 1, 680	7 1, 680
Clerical, administrative, and fiscal service—			
Grade 3, \$1,500 to \$1,860; average, \$1,680—			
Clerk (acting chief).....	1 1, 560	1 1, 500	1 1, 500
Grade 2, \$1,320 to \$1,680; average, \$1,500—			
Clerk.....	1 1, 500	1 1, 440	1 1, 440
Grade 1, \$1,140 to \$1,500; average, \$1,320—			
Clerk.....	1 1, 200	1 1, 140	1 1, 140
Total.....	13 22, 900	13 22, 400	13 22, 140

Estimates of appropriations required for the service of the fiscal year ending June 30, 1927—Continued

General object (title of appropriation), date of acts, references to Statutes at Large, or to Revised Statutes, and estimated amount required for each detailed object				Total amount to be appropriated under each head of appropriation	Amount appropriated for the fiscal year ending June 30, 1926
Executive Office, District of Columbia—Continued.					
	Estimated expenditures, 1927 appropriation	Estimated expenditures, 1926 appropriation	Expended and obligated, 1925		
NEW POSITIONS RECOMMENDED					
Salaries:					
Subprofessional service—	Average—	Average—	Average—		
Grade 5, \$1,680 to \$2,040; average, \$1,860—	No. Salary	No. Salary	No. Salary		
Assistant inspectors	3 \$1,680				
Total number of employees	16				
Total salaries	27,940				
The difference between 1927 and 1926 is due to—					
Salary increases	\$500				
New positions	5,040				
Total increase	5,540				
For temporary employment of additional assistant inspectors of plumbing and laborers for such time as their services may be required (<i>acts Jan. 25, 1881, vol. 21, p. 318; Mar. 3, 1925, vol. 43, p. 1717</i>)				\$4,000.00	\$4,000.00
	Estimated expenditures, 1927 appropriation	Estimated expenditures, 1926 appropriation	Expended and obligated, 1925		
Salaries:					
Subprofessional service—	Average—	Average—	Average—		
Grade 5, \$1,680 to \$2,040; average, \$1,860—	No. Salary	No. Salary	No. Salary		
Assistant inspectors	4 \$1,800	4 \$1,680	4 \$1,680		
Three members of plumbing board, at \$150 each (<i>same acts</i>)				450.00	450.00
	Estimated expenditures, 1927 appropriation	Estimated expenditures, 1926 appropriation	Expended and obligated, 1925		
Salaries:					
Three members of plumbing board, at \$150 each	Average— No. Salary 3 \$150	Average— No. Salary 3 \$150	Average— No. Salary 3 \$150		
Total	450	450	450		
Total, executive office, District of Columbia				226,720.00	200,780.00
Care of District Building, District of Columbia—					
For personal services in accordance with the classification act of 1923 (<i>act Mar. 3, 1923, vol. 43, p. 1217</i>)				46,660.00	45,000.00
	Estimated expenditures, 1927 appropriation	Estimated expenditures, 1926 appropriation	Expended and obligated, 1925		
Salaries:					
Custodial service—	Average—	Average—	Average—		
Grade 10, \$2,400 to \$3,000; average, \$2,700—	No. Salary	No. Salary	No. Salary		
Chief mechanical superintendent, superintendent District buildings	1 \$2,500	1 \$2,500	1 \$2,400		
Grade 8, \$1,860 to \$2,400; average, \$2,100—					
Principal mechanic	1 1,920	1 1,920	1 1,860		
Grade 6, \$1,500 to \$1,860; average, \$1,680—					
Mechanics	3 1,560	3 1,560	3 1,560		
Mechanic	1 1,680	1 1,680	1 1,680		
Grade 5, \$1,320 to \$1,680; average \$1,500—					
Junior mechanic	1 1,380	1 1,320	1 1,320		
Principal guard	1 1,380	1 1,320	1 1,320		
Grade 4, \$1,140 to \$1,500; average, \$1,320—					
Undermechanic	5 1,200	4 1,140	4 1,140		
Undermechanic		1 1,200	1 1,140		
Guard 1½ year at \$1,020; ½ year at \$1,140	1 1,200	1 1,140	1 1,040		
Grade 3, \$1,020 to \$1,260; average \$1,140—					
Guards	4 1,080	7 1,020	7 1,020		
Guards	3 1,020				
Grade 2, \$900 to \$1,140; average \$1,020—					
Subordinate mechanics	11 960	11 900	11 900		
Junior laborers	7 960	7 900	7 900		
Clerical, administrative, and fiscal service—					
Grade 2, \$1,320 to \$1,680; average, \$1,500—					
Junior clerk	1 1,380	1 1,320	1 1,320		
Total average number of employees	40	40	40		
Total salaries	46,660	44,680	44,480		
The difference between 1927 and 1926 is due to increase in salaries, \$1,680.					

Estimates of appropriations required for the service of the fiscal year ending June 30, 1927—Continued

General object (title of appropriation), date of acts, references to Statutes at Large, or to Revised Statutes, and estimated amount required for each detailed object				Total amount to be appropriated under each head of appropriation	Amount appropriated for the fiscal year ending June 30, 1926
Care of District Building, District of Columbia—Continued.					
Services of cleaners as necessary, not to exceed 48 cents per hour, \$14,000: <i>Provided, That no other appropriation made in this act shall be available for the employment of additional assistant engineers or watchmen for the care of the District Building (act Mar. 3, 1923, vol. 43, p. 1217)</i>				\$14, 000. 00	\$14, 000. 00
	Estimated expenditures, 1927 appropriation	Estimated expenditures, 1926 appropriation	Expended and obligated, 1925		
Cleaners.....	\$14, 000. 00	\$14, 000. 00	\$14, 370. 48		
Unexpended balance.....			29. 52		
Total.....	14, 000. 00	14, 000. 00	14, 400. 00		
For fuel, light, power, repairs, laundry, mechanics, and labor not to exceed \$5,000, and miscellaneous supplies (<i>same act</i>)				33, 500. 00	33, 500. 00
	Estimated expenditures, 1927 appropriation	Estimated expenditures, 1926 appropriation	Expended and obligated, 1925		
Fuel.....	\$14, 300. 00	\$14, 300. 00	\$11, 767. 62		
Light.....	1, 000. 00	1, 000. 00	969. 03		
Power.....	1, 550. 00	1, 550. 00	1, 721. 78		
Repairs.....	4, 000. 00	4, 000. 00	5, 858. 58		
Laundry.....	100. 00	100. 00	94. 38		
Mechanics.....	4, 000. 00	4, 000. 00	4, 639. 83		
Labor.....	5, 000. 00	5, 000. 00	5, 000. 00		
Miscellaneous supplies.....	3, 550. 00	3, 550. 00	4, 484. 26		
Balance (coal rebate).....			464. 52		
Total.....	33, 500. 00	33, 500. 00	35, 000. 00		
Assessor's Office, District of Columbia—					
For personal services in accordance with the classification act of 1923 (<i>act Mar. 4, 1925, vol. 43, p. 1218</i>)				152, 240. 00	118, 000. 00
	Estimated expenditures, 1927 appropriation	Estimated expenditures, 1926 appropriation	Expended and obligated, 1925		
Salaries:	<i>Average—</i>	<i>Average—</i>	<i>Average—</i>		
Clerical, administrative, and fiscal service—	<i>No. Salary</i>	<i>No. Salary</i>	<i>No. Salary</i>		
Grade 12, \$5,200 to \$6,000; average, \$5,600—	1 \$5, 400	1 \$5, 200	1 \$5, 200		
Senior administrative officer (assessor).....					
Grade 10, \$3,300 to \$3,900; average, \$3,600—	6 3, 300	6 3, 300			
Junior administrative officers.....					
Grade 9, \$3,000 to \$3,600; average, \$3,300—			6 3, 300		
Senior administrative assistant.....					
Grade 6, \$2,000 to \$2,700; average, \$2,400—					
Principal clerk.....	3 2, 300	3 2, 300	3 2, 300		
Grade 5, \$1,800 to \$2,400; average, \$2,100—					
Senior clerk.....	7 2, 117	7 2, 117	8 2, 196		
Grade 4, \$1,680 to \$2,040; average, \$1,860—					
Clerk.....	4 1, 860	4 1, 860	2 1, 950		
Grade 3, \$1,500 to \$1,860; average, \$1,680—					
Assistant clerk.....	9 1, 667	9 1, 667	8 1, 710		
Grade 2, \$1,320 to \$1,680; average, \$1,500—					
Junior clerk.....	22 1, 461	22 1, 451	21 1, 474		
Grade 1, \$1,140 to \$1,500; average, \$1,320—					
Under clerk.....	14 1, 243	14 1, 230	16 1, 234		
Subprofessional service—					
Grade 6, \$1,860 to \$2,400; average, \$2,100—					
Senior engineering draftsman.....	1 2, 100	1 2, 100			
POSITIONS TRANSFERRED FROM OFFICE OF COLLECTOR OF TAXES					
Clerical, administrative, and fiscal service—					
Grade 5, \$1,800 to \$2,400; average, \$2,100—					
Senior clerk.....	1 1, 920				
Grade 3, \$1,500 to \$1,860; average, \$1,680—					
Assistant clerk.....	4 1, 587				
Grade 2, \$1,320 to \$1,680; average, \$1,500—					
Junior clerk.....	17 1, 430				
Custodial services—					
Grade 3, \$1,020 to \$1,260; average, \$1,140—					
Messenger.....	1 1, 020				
Total number of employees.....	90	67	65		
Total salaries.....	152, 240	118, 120	115, 740		
The difference between 1927 and 1926 due to—					
Increase in salaries.....					\$940
Transfer of positions from collector's office (23).....					33, 180
Total.....	34, 120				

Estimates of appropriations required for the service of the fiscal year ending June 30, 1927—Continued

General object (title of appropriation), date of acts, references to Statutes at Large, or to Revised Statutes, and estimated amount required for each detailed object				Total amount to be appropriated under each head of appropriation	Amount appropriated for the fiscal year ending June 30, 1926
Assessor's Office, District of Columbia—Continued. For temporary clerk hire (<i>act Mar. 4, 1925, vol. 43, p. 1218</i>) -----				\$3, 000. 00	\$3, 000. 00
	Estimated expenditures, 1927 appropriation	Estimated expenditures, 1926 appropriation	Expended and obligated, 1925		
Temporary clerk hire.....	\$3, 000	\$3, 000	\$2, 999		
Unexpended balance.....			1		
Total.....	3, 000	3, 000	3, 000		
License Bureau, District of Columbia— For personal services in accordance with the classification act of 1923 (<i>act Mar. 3, 1925, vol. 43, p. 1218</i>) -----				17, 520. 00	17, 820. 00
	Estimated expenditures, 1927 appropriation	Estimated expenditures, 1926 appropriation	Expended and obligated, 1925		
Salaries:					
Clerical, administrative, and fiscal service—					
Grade 8, \$2,700 to \$3,300; average, \$3,000—	<i>Average—</i>	<i>Average—</i>	<i>Average—</i>		
Senior administrative assistant (superintendent of licenses).....	No. 1 Salary \$3, 000	No. 1 Salary \$3, 000	No. 1 Salary \$3, 000		
Grade 4, \$1,680 to \$2,040; average, \$1,860—					
Clerk.....	1 1, 860	1 1, 860	1 1, 680		
Grade 3, \$1,500 to \$1,860; average, \$1,680—					
Assistant clerks.....	2 1, 590	2 1, 590	2 1, 500		
Grade 2, \$1,320 to \$1,680; average, \$1,500—					
Junior clerks.....	4 1, 485	4 1, 485	4 1, 440		
Grade 1, \$1,140 to \$1,500; average, \$1,320—					
Underclerks.....	2 1, 260	2 1, 260	3 1, 220		
Custodial service—					
Grade 3, \$1,020 to \$1,260; average, \$1,140—					
Messenger.....	1 1, 020	1 1, 020	1 1, 020		
01 Total number of employees.....	11	11	12		
Total salaries.....	17, 520	17, 520	17, 820		
Temporary clerk hire (<i>same act</i>) -----				1, 500. 00	1, 500. 00
	Estimated expenditures, 1927 appropriation	Estimated expenditures, 1926 appropriation	Expended and obligated, 1925		
01 Temporary clerk hire.....	\$1, 500	\$1, 500	\$1, 500		
For purchase of metal identification tags for horse-drawn vehicles used for business purposes and motor vehicles in the District of Columbia (<i>same act</i>) -----				17, 500. 00	17, 500. 00
	Estimated expenditures, 1927 appropriation	Estimated expenditures, 1926 appropriation	Expended and obligated, 1925		
Expenditures.....	\$17, 500. 00	\$17, 500. 00	\$16, 600. 63		
Unexpended balance.....			199. 37		
Total.....	17, 500. 00	17, 500. 00	17, 500. 00		

Estimates of appropriations required for the service of the fiscal year ending June 30, 1927—Continued

General object (title of appropriation), date of acts, references to Statutes at Large, or to Revised Statutes, and estimated amount required for each detailed object				Total amount to be appropriated under each head of appropriation	Amount appropriated for the fiscal year ending June 30, 1926
Collector's Office, District of Columbia— For personal services in accordance with the classification act of 1923 (<i>act Mar. 3, 1923, vol. 43, p. 1218</i>)				\$38, 120. 00	\$71, 320. 00
	Estimated expenditures, 1927 appropriation	Estimated expenditures, 1926 appropriation	Expended and obligated, 1925		
Salaries:					
Clerical, administrative, and fiscal service—	<i>Average—</i>	<i>Average—</i>	<i>Average—</i>		
Grade 12, \$5,200 to \$6,000, average, \$5,600—	No. 1 Salary \$5,400	No. 1 Salary \$5,400	No. 1 Salary \$5,200		
Senior administrative officer (collector of taxes)	1 2,600	1 2,600	1 2,400		
Grade 7, \$2,400 to \$3,000, average, \$2,700—					
Junior administrative assistant (deputy collector of taxes)	1 2,100	2 2,010	2 1,980		
Grade 5, \$1,860 to \$2,400, average, \$2,100—					
Senior clerk	1 2,100	2 2,010	2 1,980		
Grade 4, \$1,680 to \$2,040, average, \$1,860—					
Clerks	5 1,800	5 1,800	5 1,740		
Grade 3, \$1,500 to \$1,860, average, \$1,680—					
Assistant clerks	5 1,594	9 1,587	9 1,560		
Grade 2, \$1,320 to \$1,680, average, \$1,500—					
Junior clerks	7 1,419	24 1,415	24 1,392		
Custodial service—					
Messenger	1 1,020	2 1,020	2 1,020		
Total average number of employees	21	44	44		
Total salaries	38, 120	71, 300	69, 760		
The difference between 1927 and 1926 is due to decrease in force, \$33, 180.					
Auditor's Office, District of Columbia— For personal services in accordance with the classification act of 1923 (<i>act Mar. 4, 1925, vol. 43, p. 1218</i>)				87, 540. 00	80, 460. 00
	Estimated expenditures, 1927 appropriation	Estimated expenditures, 1926 appropriation	Expended and obligated, 1925		
Salaries:					
Clerical, administrative, and fiscal service—	<i>Average—</i>	<i>Average—</i>	<i>Average—</i>		
Grade 12, \$5,200 to \$6,000; average, \$5,600—	No. 1 Salary \$5,600	No. 1 Salary \$5,600	No. 1 Salary \$5,200		
Senior administrative operator (auditor)	1 3,000	1 3,000	1 3,000		
Grade 9, \$3,000 to \$3,600; average, \$3,300—					
Senior administrative assistants—					
Assistant auditor	1 3,000	1 3,000	1 3,000		
Deputy auditor	1 3,000	1 3,000	1 3,000		
Disbursing officer	1 3,000	1 3,000	1 3,000		
Grade 7, \$2,400 to \$3,000; average, \$2,700—					
Junior administrative assistants	3 2,433	3 2,433	3 2,400		
Grade 6, \$2,100 to \$2,700; average, \$2,400—					
Principal clerks	3 2,133	3 2,133	3 2,100		
Grade 5, \$1,860 to \$2,400; average, \$2,100—					
Senior clerk	1 2,000	1 1,920			
Grade 4, \$1,680 to \$2,040; average, \$1,860—					
Clerks	9 1,793	9 1,733	7 1,723		
Grade 3, \$1,500 to \$1,860; average, \$1,680—					
Assistant clerks	15 1,608	15 1,548	16 1,612		
Grade 2, \$1,320 to \$1,680; average, \$1,500—					
Junior clerks	5 1,462	5 1,392	7 1,371		
Grade 1, \$1,140 to \$1,500; average, \$1,320—					
Underclerks	3 1,240	3 1,180	3 1,180		
Custodial service—					
Grade 3, \$1,020 to \$1,260; average, \$1,140—					
Messenger	1 1,080	1 1,020	1 1,020		
Total number of employees	44	44	43		
Total salaries	82, 680	80, 640	74, 800		
Per diem positions transferred to regular force:					
Clerical, administrative, and fiscal service—					
Grade 4, \$1,680 to \$2,040; average, \$1,860—					
Assistant clerks	2 1,680				
Grade 3, \$1,500 to \$1,860; average, \$1,680—					
Assistant clerk	1 1,500				
Total number of positions	47	44	43		
Total salaries	87, 540	80, 640	74, 800		
The difference between 1927 and 1926 is due to—					
Increase in salaries					\$2, 040
Transfer of per diem positions					4, 860
Total					6, 900

Estimates of appropriations required for the service of the fiscal year ending June 30, 1927—Continued

General object (title of appropriation), date of acts, references to Statutes at Large, or to Revised Statutes, and estimated amount required for each detailed object				Total amount to be appropriated under each head of appropriation	Amount appropriated for the fiscal year ending June 30, 1926
Office of Corporation Counsel, District of Columbia— For personal services in accordance with the classification act of 1923 (<i>act Mar. 4, 1925, vol. 43, p. 1218</i>)				\$39, 040. 00	\$36, 240. 00
	Estimated expenditures, 1927 appropriation	Estimated expenditures, 1926 appropriation	Expended and obligated, 1925		
Salaries:					
Professional and scientific service—					
Grade 6, \$6,000 to \$7,500; average, \$6,750—	Average—	Average—	Average—		
Chief attorney (corporation counsel).....	No. 1 Salary \$5,000	No. 1 Salary \$5,000	No. 1 Salary \$4,600		
Grade 5, \$5,200 to \$6,000; average, \$5,600—					
Senior attorney (first assistant corporation counsel).....	1 5,200	1 4,200	1 3,800		
Grade 4, \$3,800 to \$5,000; average, \$4,400—					
Attorney.....	1 4,000	1 3,800	1 3,800		
Grade 3, \$3,000 to \$3,600; average, \$3,300—					
Associate attorneys.....	3 3,100	3 3,000	3 3,000		
Grade 2, \$2,400 to \$3,000; average, \$2,700—					
Assistant attorneys.....	3 2,500	3 2,400	3 2,400		
Clerical, administrative, and fiscal service—					
Grade 6, \$1,860 to \$2,400; average, \$2,111.42—					
Senior clerks.....	2 1,860	2 1,860	1 1,860		
Grade 5, \$1,500 to \$1,860; average, \$1,680—					
Senior stenographers.....	1 1,560	1 1,500	2 1,500		
Grade 2, \$1,520 to \$1,680; average, \$1,500—					
Junior stenographers.....	2 1,380	2 1,320	2 1,320		
01 Total average number of employees.....	14	14	14		
Total salaries.....	39, 040	38, 060	34, 240		
The difference between 1927 and 1926 is due to increase in salaries, \$980.					
Coroner's Office, District of Columbia— For personal services in accordance with the classification act of 1923 (<i>act Mar. 3, 1925, vol. 43, p. 1218</i>)				6, 200. 00	5, 920. 00
	Estimated expenditures, 1927 appropriation	Estimated expenditures, 1926 appropriation	Expended and obligated, 1925		
Salaries:					
Special class—	Average—	Average—	Average—		
Coroner.....	No. 1 Salary \$2,300	No. 1 Salary \$2,200	No. 1 Salary \$2,100		
Custodial service—					
Grade 6, \$1,500 to \$1,860; average, \$1,680—					
General foreman of laborers (morgue master).....	1 1,620	1 1,560	1 1,500		
Grade 4, \$1,140 to \$1,500; average, \$1,320—					
Assistant foreman of laborers (assistant morgue master).....	1 1,260	1 1,200	1 1,140		
Grade 2, \$900 to \$1,140; average, \$1,020—					
Junior laborer (laborer and janitor).....	1 1,020	1 960	1 900		
01 Total number of employees.....	4	4	4		
Total salaries.....	6, 200	5, 920	5, 640		
For the maintenance of a nonpassenger-carrying motor wagon for the morgue, jurors' fees, witness fees, making autopsies, ice, disinfectants, telephone service, and other necessary supplies for the morgue, and the necessary expenses of holding inquests, including stenographic services in taking testimony, and photographing unidentified bodies (<i>same act</i>)				5, 600. 00	5, 600. 00
	Estimated expenditures, 1927 appropriation	Estimated expenditures, 1926 appropriation	Expended and obligated, 1925		
Office supplies.....	\$80. 00	\$80. 00	\$57. 18		
Oil, gasoline, and repairs to truck.....	100. 00	100. 00	108. 70		
Fuel, lighting, ice.....	300. 00	300. 00	280. 61		
Car tokens.....	5. 00	5. 00	5. 00		
Motor vehicle allowance.....			312. 00		
Witness and jurors' fees.....	2, 700. 00	2, 700. 00	2, 474. 25		
Expenses of autopsies.....	2, 200. 00	2, 200. 00	2, 130. 25		
Laundry.....	15. 00	15. 00	16. 09		
Exhuming body.....			20. 00		
Repairs to morgue.....	200. 00	200. 00	595. 92		
Total.....	5, 600. 00	5, 600. 00	6, 000. 00		

Estimates of appropriations required for the service of the fiscal year ending June 30, 1927—Continued

General object (title of appropriation), date of acts, references to Statutes at Large, or to Revised Statutes, and estimated amount required for each detailed object				Total amount to be appropriated under each head of appropriation	Amount appropriated for the fiscal year ending June 30, 1926
<i>Office of Superintendent of Weights, Measures, and Markets, District of Columbia— For personal services in accordance with the classification act of 1923 (act Mar. 3, 1925, vol. 43, p. 1218)</i>				\$36, 860. 00	\$34, 000. 00
	Estimated expenditures, 1927 appropriation	Estimated expenditures, 1926 appropriation	Expended and obligated, 1925		
Salaries:					
Clerical, administrative, and fiscal service—					
Grade 9, \$3,000 to \$3,600; average, \$3,300—	Average— No. 1 Salary \$3, 100	Average— No. 1 Salary \$3, 000	Average— No. 1 Salary \$3, 000		
Senior administrative assistant (superintendent)	1 1, 740	1 1, 680	1 1, 680		
Grade 4, \$1,680 to \$2, 040; average, \$1,860—					
Clerk-stenographer	1 1, 500	1 1, 440	1 1, 440		
Grade 2, \$1,320 to \$1, 680; average, \$1,500—	2 1, 380	2 1, 320	2 1, 320		
Market masters					
Subprofessional service—					
Grade 6, \$1,860 to \$2,400; average, \$2, 111.42—	1 1, 920	1 1, 860	1 1, 860		
Chief inspector weights and measures					
Grade 5, \$1,680 to \$2,040; average, \$1,860—	5 1, 740	5 1, 680	5 1, 680		
Inspectors weights and measures					
Custodial service—					
Grade 7, \$1,680 to \$2,040; average, \$1,860—	1 1, 740	1 1, 680	1 1, 680		
Market master					
Grade 4, \$1,140 to \$1,500; average, \$1,320—	3 1, 200	3 1, 140	3 1, 140		
Assistant market masters					
Grade 3, \$1,020 to \$1,260; average, \$1,140—	1 1, 080	1 1, 020	1 1, 020		
Assistant market master	1 1, 080	1 1, 020	1 1, 020		
Watchman					
Grade 2, \$900 to \$1,140; average, \$1,020—	10 960	10 900	10 900		
Laborers					
Total number employees	27	27	27		
Total salaries	36, 860	35, 160	35, 160		
The difference between 1927 and 1926 is due to increase in salaries, \$1,700.					
For purchase of commodities, including personal services, in connection with investigation and detection of sales of short weight and measure (same act)				300. 00	300. 00
	Estimated expenditures, 1927 appropriation	Estimated expenditures, 1926 appropriation	Expended and obligated, 1925		
Purchase of commodities, etc.	\$300. 00	\$300. 00	\$180. 93		
For maintenance and repairs to markets, including salary of engineer for refrigerating plant at not exceeding \$1,200 per annum (same act)				9, 000. 00	9, 000. 00
	Estimated expenditures, 1927 appropriation	Estimated expenditures, 1926 appropriation	Expended and obligated, 1925		
Maintenance and repairs to markets:					
Repairs	\$4, 300. 00	\$4, 300. 00	\$2, 749. 92		
Lighting and power	3, 100. 00	3, 100. 00	3, 066. 95		
Supplies	600. 00	600. 00	627. 82		
Salary, engineer	1, 000. 00	1, 000. 00			
Total	9, 000. 00	9, 000. 00	6, 444. 69		
For maintenance and repair of [four] five motor trucks (same act)				1, 700. 00	1, 360. 00
	Estimated expenditures, 1927 appropriation	Estimated expenditures, 1926 appropriation	Expended and obligated, 1925		
Maintenance and repair of motor trucks	\$1, 700. 00	\$1, 360. 00	\$1, 034. 73		
For the purchase of one motor vehicle (submitted)				650. 00	
	Estimated expenditures, 1927 appropriation	Estimated expenditures, 1926 appropriation	Expended and obligated, 1925		
Purchase of one motor vehicle	\$650				

Estimates of appropriations required for the service of the fiscal year ending June 30, 1927—Continued

General object (title of appropriation), date of acts, references to Statutes at Large, or to Revised Statutes, and estimated amount required for each detailed object				Total amount to be appropriated under each head of appropriation	Amount appropriated for the fiscal year ending June 30, 1926
<i>Engineer Commissioner's Office, District of Columbia—</i> For personal services in accordance with the Classification Act of 1923 (act Mar. 4, 1925, vol. 43, p. 1218)				\$407, 880. 00	\$264, 500. 00
	Estimated expenditures, 1927 appropriation	Estimated expenditures, 1926 appropriation	Expended and obligated, 1925		
Surface division:					
Salaries—					
Professional and scientific service—					
Grade 5, \$5,200 to \$6,000; average, \$5,600—	Average—	Average—	Average—		
Senior engineer (engineer of highways).....	No. 1 Salary \$5,600	No. 1 Salary \$5,400	No. 1 Salary \$5,200		
Grade 4, \$3,800 to \$5,000; average, \$4,400—					
Engineer (assistant engineer of highways).....	1 4,200	1 4,000	1 3,800		
Grade 3, \$3,000 to \$3,600; average, \$3,300—					
Associate engineers.....	3 3,233	3 3,100	3 3,000		
Associate scientist.....	1 3,000	1 3,000	1 3,000		
Grade 2, \$2,400 to \$3,000; average, \$2,700—					
Assistant engineers.....	6 2,600	6 2,500	6 2,400		
Grade 1, \$1,860 to \$2,400; average, \$2,100—					
Junior engineers.....	2 1,920	2 1,920	2 1,860		
Subprofessional service—					
Grade 6, \$1,860 to \$2,400; average, \$2,100—					
Senior engineering field aids.....	7 1,868	7 1,868	7 1,860		
Senior engineering inspector.....	1 1,920	1 1,920	1 1,860		
Grade 5, \$1,680 to \$2,040; average, \$1,860—					
Engineering draftsman.....	1 1,740	1 1,740	1 1,680		
Engineering inspectors.....	5 1,800	5 1,704	5 1,680		
Grade 4, \$1,500 to \$1,860; average, \$1,680—					
Assistant engineering field aids.....	4 1,515	4 1,515	4 1,500		
Assistant scientific aid.....	1 1,560	1 1,560	1 1,500		
Grade 2, \$1,140 to \$1,500; average, \$1,320—					
Apprentice engineering field aids.....	7 1,140	7 1,140	7 1,140		
Clerical, administrative, and fiscal service—					
Grade 3, \$1,500 to \$1,860; average, \$1,680—					
Assistant clerks.....	2 1,680	2 1,650	3 1,580		
Grade 2, \$1,320 to \$1,680; average, \$1,500—					
Junior clerks.....	5 1,380	5 1,380	5 1,344		
Custodial service—					
Grade 7, \$1,680 to \$2,040; average, \$1,860—					
Senior mechanics.....	12 1,750	12 1,750	12 1,730		
Grade 6, \$1,500 to \$1,860; average, \$1,680—					
Mechanic.....	1 1,500	1 1,500	1 1,500		
Grade 3, \$1,020 to \$1,260; average, \$1,140—					
Guards (watchmen).....	8 1,027	8 1,027	8 1,020		
Messengers.....	3 1,020	3 1,020	3 1,020		
Grade 2, \$900 to \$1,140; average, \$1,020—					
Junior laborer.....	1 900	1 900	1 900		
Total average number of employees.....	72	72	73		
Total salaries.....	128, 279	126, 340	123, 900		
TRANSFER OF PER DIEM POSITIONS					
Professional and scientific service—					
Grade 3, \$3,000 to \$3,600; average, \$3,300—					
Associate engineer (assistant engineer of highways).....	1 3,300				
Grade 2, \$2,400 to \$3,000; average, \$2,700—					
Assistant engineers.....	8 2,556				
Subprofessional service—					
Grade 6, \$1,860 to \$2,400; average, \$2,100—					
Senior engineering inspector.....	1 2,200				
Grade 5, \$1,680 to \$2,040; average, \$1,860—					
Engineering inspectors.....	4 1,770				
Grade 4, \$1,500 to \$1,860; average, \$1,680—					
Assistant engineering field aid.....	1 1,560				
Clerical, administrative, and fiscal service—					
Grade 7, \$2,400 to \$3,000; average, \$2,700—					
Junior administrative assistant.....	1 2,700				
Grade 6, \$2,100 to \$2,700; average, \$2,400—					
Principal clerk.....	1 2,400				
Grade 4, \$1,680 to \$2,040; average, \$1,860—					
Clerk.....	1 1,740				
Grade 3, \$1,500 to \$1,860; average, \$1,680—					
Assistant clerks.....	2 1,650				
Grade 2, \$1,320 to \$1,680; average, \$1,500—					
Junior clerks.....	2 1,470				
Grade 1, \$1,140 to \$1,500; average, \$1,320—					
Underclerk.....	1 1,200				
Custodial service—					
Grade 8, \$1,860 to \$2,400; average, \$2,100—					
Principal mechanic (overseer of bridges).....	1 2,200				
Principal mechanic (overseer of streets).....	1 2,200				
Grade 7, \$1,680 to \$2,040; average, \$1,860—					
Senior mechanics.....	5 1,764				
Grade 5, \$1,320 to \$1,680; average, \$1,500—					
Foremen of laborers.....	4 1,440				
Total average number of employees.....	106	72	73		
Total salaries.....	196, 267	126, 340	123, 900		
The difference between 1927 and 1926 is due to—					
Increase in salaries.....					\$2, 567
Transfer of per diem positions to regular roll.....					67, 360
Total.....					69, 927

Estimates of appropriations required for the service of the fiscal year ending June 30, 1927—Continued

(General object (title of appropriation), date of acts, references to Statutes at Large, or to Revised Statutes, and estimated amount required for each detailed object)

Total amount to be appropriated under each head of appropriation

Amount appropriated for the fiscal year ending June 30, 1926

Engineer Commissioner's Office, District of Columbia—Continued.

	Estimated expenditures, 1927 appropriation	Estimated expenditures, 1926 appropriation	Expended and obligated, 1925
Sewer division:			
Salaries—			
Professional and scientific service—			
Grade 5, \$5,200 to \$6,000; average, \$5,600—	Average—	Average—	Average—
Senior engineer (sanitary engineer).....	No. Salary	No. Salary	No. Salary
Grade 4, \$3,800 to \$5,000; average, \$4,400—	1 \$5,600	1 \$5,400	1 \$5,200
Engineer.....	1 4,200	1 4,000	1 3,800
Grade 3, \$3,000 to \$3,800; average, \$3,300—			
Associate engineer.....	1 3,200	1 3,100	1 3,000
Grade 2, \$2,400 to \$3,000; average, \$2,700—			
Assistant engineers.....	3 2,500	3 2,500	3 2,400
Subprofessional service—			
Grade 6, \$1,800 to \$2,400; average, \$2,111.42—			
Senior engineering inspector.....	1 1,920	1 1,920	1 1,800
Senior engineering draftsman.....	1 1,920	1 1,920	1 1,800
Grade 5, \$1,680 to \$2,040; average, \$1,860—			
Engineering inspectors.....	2 1,860	2 1,860	2 1,860
Engineering inspector.....	1 1,800	1 1,740	1 1,680
Engineering draftsman.....	1 1,740	1 1,680	1 1,680
Grade 4, \$1,500 to \$1,860; average, \$1,680—			
Assistant engineering field aids.....	3 1,560	3 1,560	3 1,500
Assistant engineering field aids.....	2 1,500	2 1,500	2 1,500
Grade 2, \$1,140 to \$1,500; average, \$1,320—			
Apprentice engineering field aid.....	1 1,200	1 1,200	1 1,140
Apprentice engineering field aids.....	4 1,140	4 1,140	4 1,140
Clerical, administrative, and fiscal service—			
Grade 4, \$1,680 to \$2,040; average, \$1,860—			
Clerk.....	1 1,800	1 1,740	1 1,680
Grade 3, \$1,500 to \$1,860; average, \$1,680—			
Assistant clerk.....	1 1,680	1 1,620	1 1,620
Grade 2, \$1,320 to \$1,680; average, \$1,500—			
Junior clerks.....	2 1,380	2 1,380	2 1,320
Junior clerk.....	1 1,380	1 1,320	1 1,320
Custodial service—			
Grade 10, \$2,400 to \$3,000; average, \$2,700—			
Chief mechanical superintendent.....	1 2,600	1 2,500	1 2,400
Grade 7, \$1,680 to \$2,040; average, \$1,860—			
Senior mechanics.....	3 2,040	3 2,040	3 2,040
Senior mechanic.....	1 1,740	1 1,740	1 1,680
Senior mechanics.....	3 1,740	3 1,680	3 1,680
Grade 6, \$1,500 to \$1,860; average, \$1,680—			
Mechanics.....	3 1,740	3 1,740	3 1,740
Grade 5, \$1,320 to \$1,680; average, \$1,500—			
Foreman of laborers.....	1 1,500	1 1,500	1 1,440
Foremen of laborers.....	2 1,440	2 1,380	2 1,320
Foremen of laborers.....	2 1,380	2 1,320	2 1,320
Grade 4, \$1,140 to \$1,500; average, \$1,320—			
Under mechanics.....	5 1,440	5 1,440	5 1,440
Under mechanic.....	1 1,260	1 1,200	1 1,200
Grade 3, \$900 to \$1,260; average, \$1,140—			
Minor mechanics.....	4 1,200	4 1,200	4 1,200
Minor mechanics.....	2 1,080	2 1,020	2 1,020
Messengers.....	2 1,080	2 1,080	2 1,020
Total number of employees, regular roll.....	57	57	57
Total salaries, regular roll.....	98,280.00	96,780.00	94,920.00
Per diem positions transferred to the regular roll:			
Salaries—			
Professional and scientific service—			
Grade 3, \$3,000 to \$3,600; average, \$3,300—			
Associate engineers.....	2 3,200		
Grade 2, \$2,400 to \$3,000; average, \$2,700—			
Assistant engineer.....	1 2,600		
Grade 1, \$1,860 to \$2,400; average, \$2,100—			
Junior engineer.....	1 2,100		
Subprofessional service—			
Grade 8, \$2,400 to \$3,000; average, \$2,700—			
Chief engineering draftsman.....	1 2,500		
Grade 6, \$1,860 to \$2,400; average, \$2,100—			
Senior engineering draftsman.....	1 1,920		
Grade 5, \$1,680 to \$2,040; average, \$1,860—			
Engineering inspector.....	1 1,740		
Engineering inspectors.....	6 1,740		
Engineering draftsmen.....	3 1,740		
Senior engineering aids.....	2 1,740		
Grade 3, \$1,320 to \$1,680; average, \$1,500—			
Junior engineering inspector.....	1 1,400		
Junior engineering draftsmen.....	4 1,400		
Junior engineering draftsman.....	1 1,400		
Clerical, administrative and fiscal service—			
Grade 6, \$2,100 to \$2,700; average, \$2,400—			
Principal clerk.....	1 2,400		
Grade 4, \$1,680 to \$2,040; average, \$1,860—			
Office draftsman.....	1 1,920		
Grade 3, \$1,500 to \$1,860; average, \$1,680—			
Assistant clerks.....	3 1,620		
Assistant clerk.....	1 1,580		
Grade 2, \$1,320 to \$1,680; average, \$1,500—			
Junior clerk.....	1 1,440		
Junior clerk.....	1 1,400		
Junior clerk.....	1 1,400		
Junior clerk—typists.....	2 1,400		
Junior clerk—typist.....	1 1,400		
Grade 1, \$1,140 to \$1,500; average, \$1,320—			
Under clerk.....	1 1,200		

Estimates of appropriations required for the service of the fiscal year ending June 30, 1927—Continued

General object (title of appropriation), date of acts, references to Statutes at Large, or to Revised Statutes, and estimated amount required for each detailed object	Total amount to be appropriated under each head of appropriation		Amount appropriated for the fiscal year ending June 30, 1926
Engineer Commissioner's Office, District of Columbia—Continued.			
	Estimated expenditures, 1927 appropriation	Estimated expenditures, 1926 appropriation	Expended and obligated, 1925
Per diem positions transferred to the regular roll—Continued.			
Salaries—			
Custodial service—			
Grade 10, \$2,400 to \$3,000; average, \$2,700—	Average—	Average—	Average—
Chief mechanical superintendent.....	No. Salary	No. Salary	No. Salary
Grade 8, \$1,860 to \$2,400; average, \$2,100—	1 2,600		
Principal mechanic.....	1 1,920		
Grade 7, \$1,680 to \$2,040; average, \$1,860—	2 1,920		
Senior mechanics.....			
Total authorized employees.....	98	57	57
Total salaries for above employees.....	171,413	\$96,780	\$94,920
The difference between 1927 and 1926 is due to—			
Increases in salaries.....	\$1,833		
Transfer of per diem positions.....	72,800		
Total.....	74,633		
Trees and parking division:			
Salaries—			
Clerical, administrative, and fiscal service—			
Grade 10, \$3,300 to \$3,900; average, \$3,600—			
Junior administrative officer (superintendent).....	1 3,220.00	1 3,220.00	1 2,870.00
Grade 2, \$1,320 to \$1,680; average, \$1,500—			
Junior clerk stenographer.....	1 1,380.00	1 1,320.00	1 1,237.50
Subprofessional service—			
Grade 8, \$2,400 to \$3,000; average, \$2,700—			
Assistant director of gardens (assistant superintendent).....	1 2,500.00	1 2,500.00	1 1,950.00
Grade 4, \$1,500 to \$1,860; average, \$1,680—			
Head gardener (inspector).....	1 1,560.00	1 1,500.00	1 1,500.00
Custodial service—			
Grade 5, \$1,320 to \$1,680; average, \$1,500—			
Foremen of laborers.....	5 1,362.00	5 1,332.00	5 1,320.00
TRANSFER OF PER DIEM POSITION			
Clerical, administrative, and fiscal service—			
Grade 4, \$1,680 to \$2,040; average, \$1,860—			
Clerk (computer, chief clerk).....	1 1,860.00		
Total average number of employees.....	10	9	9
Total salaries.....	17,332	15,200	14,157.50
The difference between 1927 and 1926 is due to—			
Transfer of per diem employee.....	\$1,860		
Increase in salaries.....	272		
Net increase.....	2,132		
Chief clerk's office:			
Salaries—			
Clerical, administrative, and fiscal service—			
Grade 9, \$3,000 to \$3,600; average, \$3,300—			
Senior administrative assistant (chief clerk, engineer department).....	1 3,200	1 3,100	1 3,000
Grade 7, \$2,400 to \$3,000; average, \$2,700—			
Junior administrative assistant.....	1 2,500	1 2,500	1 2,400
Grade 4, \$1,680 to \$2,040; average, \$1,860—			
Clerk.....	1 1,800	1 1,800	1 1,740
Grade 3, \$1,500 to \$1,850; average, \$1,680—			
Senior stenographers.....	3 1,590	3 1,560	3 1,540
Assistant clerk.....	1 1,680	1 1,680	1 1,680
Grade 2, \$1,320 to \$1,680; average, \$1,500—			
Junior clerks.....	2 1,470	2 1,440	2 1,380
Grade 1, \$1,140 to \$1,500; average, \$1,320—			
Underclerks.....	2 1,230	2 1,170	2 1,140
Custodial service—			
Grade 3, \$1,020 to \$1,260; average, \$1,140—			
Messengers.....	2 1,020	2 1,020	2 1,020
TRANSFER OF PER DIEM POSITION	13 21,308	13 21,020	13 20,520
Clerical, administrative, and fiscal service—			
Grade 3, \$1,500 to \$1,860; average, \$1,680—			
Senior stenographer.....	1 1,560		
Total average number of employees.....	14	13	13
Total salaries.....	22,868	21,020	20,520
The difference between 1927 and 1926 is due to—			
Increase in force by reason of transfer of per diem position.....	\$1,560		
Increase in salaries.....	288		
Net increase.....	1,848		
01 Total personal services.....	407,880	259,340	253,498

Estimates of appropriations required for the service of the fiscal year ending June 30, 1927—Continued

General object (title of appropriation), date of acts, references to Statutes at Large, or to Revised Statutes, and estimated amount required for each detailed object				Total amount to be appropriated under each head of appropriation	Amount appropriated for the fiscal year ending June 30, 1926
Central Garage, District of Columbia— For personal services in accordance with the classification act of 1923 (act Mar. 3, 1925, vol. 43, p. 1220)				\$4,700.00	\$4,560.00
	Estimated expenditures, 1927 appropriation	Estimated expenditures, 1926 appropriation	Expended and obligated, 1925		
Salaries:					
Custodial service—	Average—	Average—	Average—		
Grade 5, \$1,860 to \$2,400; average, \$2,111.42—	No. 1 Salary \$2,000	No. 1 Salary \$1,920	No. 1 Salary \$1,860		
Principal mechanic—					
Grade 4, \$1,140 to \$1,500; average, \$1,320—	1 1,320	1 1,260	1 1,260		
Undermechanic—					
Clerical, administrative, and fiscal service—					
Grade 2, \$1,140 to \$1,500; average, \$1,500—	1 1,380	1 1,380	1 1,260		
Junior clerk—					
Total average number of employees—	3	3	3		
01 Total salaries—	4,700	4,560	4,380		
The difference between 1927 and 1926 is due to increase in salaries, \$140.					
Municipal Architect's Office, District of Columbia— For personal services in accordance with the classification act of 1923 (act Mar. 3, 1925, vol. 43, p. 1218)				40,420.00	32,340.00
All apportionments of appropriations for the use of the municipal architect in payment for the services of draftsmen, assistant engineers, clerks, copyists, and inspectors, employed on construction work provided for by said appropriations, shall be based on an amount not exceeding 2½ per centum of the amount of the appropriation made for each project (acts of Mar. 3, 1909, vol. 35, p. 692, sec. 1; June 7, 1924, vol. 43, p. 541; Mar. 3, 1925, vol. 43, p. 1218).					
	Estimated expenditures, 1927 appropriation	Estimated expenditures, 1926 appropriation	Expended and obligated, 1925		
Salaries:					
Professional and scientific services—	Average—	Average—	Average—		
Grade 5, \$5,200 to \$6,000; average, \$5,600—	No. 1 Salary \$5,400	No. 1 Salary \$5,200	No. 1 Salary \$5,200		
Senior engineer (municipal architect)—					
Grade 4, \$3,800 to \$5,000; average, \$4,400—	1 4,000	1 3,800	1 3,800		
Engineer—					
Grade 2, \$3,000 to \$3,600; average, \$3,300—	1 3,100	1 3,000	1 3,000		
Associate engineer—					
Grade 2, \$2,400 to \$3,000; average, \$2,700—	2 2,500	2 2,400	2 2,400		
Assistant engineers—					
Subprofessional service—					
Grade 5, \$1,680 to \$2,040; average, \$1,860—	2 1,740	2 1,680	2 1,680		
Engineering draftsmen—					
Clerical, administrative, and fiscal service—					
Grade 5, \$1,860 to \$2,400; average, \$2,100—	1 1,920	1 1,860	1 1,860		
Senior clerk—					
Grade 2, \$1,320 to \$1,680; average, \$1,500—	3 1,380	3 1,320	3 1,320		
Senior typists—					
Grade 1, \$1,140 to \$1,500; average, \$1,320—	1 1,200	1 1,140	1 1,140		
Underclerk—					
Custodial service—					
Grade 10, \$2,400 to \$3,000; average, \$2,700—	1 2,500	1 2,400	1 2,300		
Chief mechanical superintendent—					
Grade 7, \$1,680 to \$2,040; average, \$1,860—	1 1,740	1 1,680	1 1,680		
Senior mechanic—					
Grade 3, \$1,020 to \$1,260; average, \$1,140—	1 1,020	1 1,020	1 1,020		
Messenger—					
Total average number of employees—	15	15	15		
Total salaries—	33,580	32,220	30,100		
Per diem positions transferred to the regular force:					
Clerical, administrative, and fiscal service—					
Grade 5, \$1,860 to \$2,400; average, \$2,100—	1 1,920				
Senior clerk—					
Grade 2, \$1,320 to \$1,680; average, \$1,500—	2 1,440				
Junior stenographer—					
Custodial service—					
Grade 7, \$1,680 to \$2,040; average, \$1,860—	1 2,040				
Senior mechanic—					
Total average number of employees—	19	15	15		
Total salaries—	40,420	32,220	30,100		
The difference between 1927 and 1926 is due to—					
Increases in salaries—					\$1,360
Transfer of per diem positions—					6,840
Total—					8,200
For a new heating plant to replace the present worn-out plant at the District repair shop (submitted)				1,500.00	
[For the purchase of one one-half-ton truck]					480.00
[For the replacement of one one and one-half-ton truck]					2,400.00

Estimates of appropriations required for the service of the fiscal year ending June 30, 1927—Continued

General object (title of appropriation), date of acts, references to Statutes at Large, or to Revised Statutes, and estimated amount required for each detailed object				Total amount to be appropriated under each head of appropriation	Amount appropriated for the fiscal year ending June 30, 1925
Public Utilities Commission, District of Columbia— For personal services in accordance with the classification act of 1923 (acts Mar. 4, 1913, vol. 37, p. 996, sec. 8; June 7, 1924, vol. 43, pp. 541-542; Mar. 3, 1925, vol. 43, p. 1219)				\$40, 620. 00	\$37, 240. 00
	Estimated expenditures, 1927 appropriation	Estimated expenditures, 1926 appropriation	Expended and obligated, 1925		
Salaries:					
Professional and scientific service—	Average—	Average—	Average—		
Grade 3, \$3,000 to \$3,600; average, \$3,300—	No. Salary	No. Salary	No. Salary		
Traffic engineer.....	1 \$3, 100	1 \$3, 000	1 \$3, 000		
Grade 2, \$2,400 to \$3,000; average, \$2,700—					
Chief inspector of gas and meters.....	1 2, 500	1 2, 400	1 2, 400		
Subprofessional service—					
Grade 8, \$2,400 to \$3,000; average, \$2,700—					
Inspector of electric meters.....	1 2, 500	1 2, 400	1 2, 400		
Grade 5, \$1,680 to \$2,040; average, \$1,860—					
Inspector.....	1 2, 040	1 2, 040	1 2, 040		
Inspector.....	1 1, 860	1 1, 860	1 1, 860		
Inspectors.....	2 1, 740	2 1, 680	2 1, 680		
Grade 3, \$1,320 to \$1,680; average, \$1,500—					
Inspectors.....	2 1, 380	2 1, 320	2 1, 320		
Clerical, administrative, and fiscal service—					
Grade 11, \$3,800 to \$5,000; average, \$4,400—					
Administrative officer (executive secretary).....	1 4, 200	1 4, 000	1 4, 000		
Grade 10, \$3,300 to \$3,900; average, \$3,600—					
Senior accountant and auditor (accountant).....	1 3, 400	1 3, 300	1 3, 300		
Grade 7, \$2,400 to \$3,000; average, \$2,700—					
Assistant accountant.....	1 2, 400	1 2, 400	1 2, 400		
Grade 5, \$1,860 to \$2,400; average, \$2,100—					
Chief clerks.....	1 2, 100	1 2, 100	1 2, 100		
Statistical clerk.....	2 1, 920	2 1, 860	2 1, 860		
Grade 3, \$1,500 to \$1,860; average, \$1,680—					
Clerk.....	1 1, 680	1 1, 680	1 1, 680		
Grade 2, \$1,320 to \$1,680; average, \$1,500—					
Clerk.....	1 1, 500	1 1, 440	1 1, 440		
Grade 1, \$1,140 to \$1,500; average, \$1,320—					
Messenger.....	1 1, 140	1 1, 140	1 1, 140		
NEW POSITIONS RECOMMENDED					
Clerical, administrative, and fiscal service—					
Grade 6, \$2,100 to \$2,700; average, \$2,400—					
Principal accounting and auditing assistant.....	1 2, 100				
Total average number of employees.....	19	18	18		
Total salaries.....	40, 620	37, 480	37, 480		
The difference between 1927 and 1926 is due to—					
Increase in force.....	\$2, 100				
Increase in salaries.....	1, 040				
Total net increase.....	3, 140				
For incidental and all other general necessary expenses authorized by law (same acts)				5, 000. 00	5, 000. 00
	Estimated expenditures, 1927 appropriation	Estimated expenditures, 1926 appropriation	Expended and obligated, 1925		
Stenographic service and notes.....	\$800. 00	\$1, 000. 00	\$673. 02		
Car tokens and traveling expenses.....	450. 00	150. 00	168. 43		
Stationery, printing, and office supplies.....	650. 00	800. 00	874. 45		
Annual report.....	2, 000. 00	1, 600. 00	1, 904. 36		
Furniture and office equipment.....	100. 00	450. 00	58. 18		
General counsel—Salary.....	1, 000. 00	1, 000. 00	1, 000. 00		
Balance unexpended at end of fiscal year 1925.....	5, 000. 00	5, 000. 00	4, 676. 44		
Total.....	5, 000. 00	5, 000. 00	323. 56		
Board of Examiners, Steam Engineers, District of Columbia— Salaries: Three members, at \$150 each (acts Feb. 23, 1887, vol. 24, p. 427, sec. 2; Mar. 3, 1925, vol. 43, p. 1219)				450. 00	450. 00
	Estimated expenditures, 1927 appropriation	Estimated expenditures, 1926 appropriation	Expended and obligated, 1925		
Expenditures.....	\$450	\$450	\$450		

Estimates of appropriations required for the service of the fiscal year ending June 30, 1927—Continued

General object (title of appropriation), date of acts, references to Statutes at Large, or to Revised Statutes, and estimated amount required for each detailed object				Total amount to be appropriated under each head of appropriation	Amount appropriated for the fiscal year ending June 30, 1926
Department of Insurance, District of Columbia— For personal services in accordance with the classification act of 1923 (<i>act Mar. 3, 1925, vol. 43, p. 1219</i>)				\$17,240.00	\$17,040.00
	Estimated expenditures, 1927 appropriation	Estimated expenditures, 1926 appropriation	Expended and obligated, 1925		
Salaries:					
Clerical, administrative, and fiscal service—	<i>Average—</i>	<i>Average—</i>	<i>Average—</i>		
Grade 11, \$3,800 to \$4,000; average, \$4,400—	<i>No. Salary</i>	<i>No. Salary</i>	<i>No. Salary</i>		
Administrative officer.....	1 \$3,800	1 \$3,800	1 \$3,500		
Grade 7, \$2,400 to \$3,000; average, \$2,700—					
Junior administrative assistant.....	1 3,000	1 3,000	1 3,000		
Grade 6, \$2,100 to \$2,700; average, \$2,400—					
Principal clerk.....	1 2,300	1 2,300	1 2,300		
Grade 4, \$1,680 to \$2,040; average, \$1,860—					
Clerk.....	1 1,980	1 1,980	1 1,980		
Grade 3, \$1,500 to \$1,860; average, \$1,680—					
Junior clerk.....	1 1,680	1 1,680	1 1,680		
Grade 2, \$1,320 to \$1,680; average, \$1,500—					
Junior stenographers.....	3 1,500	3 1,420	4 1,350		
Total average number of employees.....	8	8	9		
Total salaries.....	17,240	17,040	17,860		
01 The difference between 1927 and 1926 is due to increase in salaries, \$200.					
Surveyor's Office, District of Columbia— For personal services in accordance with the classification act of 1923 (<i>acts Feb. 28, 1895, vol. 28, p. 689, secs. 1-8; Mar. 3, 1925, vol. 43, p. 1219</i>)				67,220.00	46,640.00
	Estimated expenditures, 1927 appropriation	Estimated expenditures, 1926 appropriation	Expended and obligated, 1925		
Salaries:					
Professional and scientific service—	<i>Average—</i>	<i>Average—</i>	<i>Average—</i>		
Grade 4, \$3,800 to \$5,000; average, \$4,400—	<i>No. Salary</i>	<i>No. Salary</i>	<i>No. Salary</i>		
Engineer (surveyor, District of Columbia).....	1 \$4,200	1 \$4,000	1 \$3,800		
Grade 3, \$3,000 to \$3,600; average, \$3,300—					
Associate engineers.....	2 3,100	2 3,000	2 3,000		
Grade 2, \$2,400 to \$3,000; average, \$2,700—					
Assistant engineers.....	3 2,500	3 2,433	3 2,400		
Grade 1, \$1,860 to \$2,400; average, \$2,130—					
Junior engineer.....	1 1,920	1 1,860	1 1,800		
Subprofessional service—					
Grade 6, \$1,860 to \$2,400; average, \$2,130—					
Senior engineering draftsman.....	1 1,920	1 1,860	1 1,760		
Senior engineering aid.....	1 1,920	1 1,860	1 1,735		
Grade 5, \$1,680 to \$2,040; average, \$1,860—					
Engineering draftsmen.....	2 1,740	2 1,680	2 1,680		
Engineering aids.....	2 1,740	2 1,680	2 1,680		
Grade 4, \$1,500 to \$1,860; average, \$1,680—					
Assistant engineering field aids.....	3 1,560	3 1,500	3 1,500		
Grade 3, \$1,320 to \$1,680; average, \$1,500—					
Assistant engineering field aid.....	1 1,620	1 1,560	1 1,560		
Grade 2, \$1,140 to \$1,500; average, \$1,320—					
Apprentice engineering field aids.....	6 1,200	6 1,140	6 1,140		
Clerical, administrative, and fiscal service—					
Grade 2, \$1,320 to \$1,680; average, \$1,500—					
Junior office draftsman.....	1 1,560	1 1,500	1 1,500		
Grade 1, \$1,140 to \$1,500; average, \$1,320—					
Underclerks.....	2 1,380	2 1,320	2 1,320		
Total number of employees.....	26	26	26		
Total salaries.....	48,860	46,640	46,055		
PER DIEM POSITIONS TO BE TRANSFERRED					
Professional and scientific service—					
Grade 2, \$2,400 to \$3,000; average, \$2,700—					
Assistant engineers.....	2 2,450				
Subprofessional service—					
Grade 6, \$1,860 to \$2,400; average, \$2,130—					
Senior engineering draftsman.....	1 1,920				
Grade 5, \$1,680 to \$2,040; average, \$1,860—					
Engineering draftsmen.....	3 1,800				
Grade 4, \$1,500 to \$1,860; average, \$1,680—					
Assistant engineering field aids.....	2 1,560				
Grade 2, \$1,140 to \$1,500; average, \$1,320—					
Apprentice engineering field aids.....	3 1,200				
Total average number of employees.....	37	26	26		
Total salaries.....	67,220.00	46,640.00	46,055.00		
01 The difference between 1927 and 1926 is due to—					
Transfer of per diem positions.....					
Increase of salaries.....					
Total.....	20,580				

Estimates of appropriations required for the service of the fiscal year ending June 30, 1927—Continued

General object (title of appropriation), date of acts, references to Statutes at Large, or to Revised Statutes, and estimated amount required for each detailed object				Total amount to be appropriated under each head of appropriation	Amount appropriated for the fiscal year ending June 30, 1926
<i>Surveyor's Office, District of Columbia—Continued.</i>					
Services of temporary draftsmen, computers, laborers, additional field party when required, purchase of supplies, care or hire of teams [\$19,000] \$5,000, no part of which shall be expended without the written authority of the commissioners (<i>acts Feb. 28, 1895, vol. 28, p. 689 secs. 1-8; Mar. 3, 1925, vol. 43, p. 1219</i>)				\$5,000.00	\$19,000.00
	Estimated expenditures, 1927 appropriation	Estimated expenditures, 1926 appropriation	Expended and obligated, 1925		
Salaries:					
Professional and scientific service—	<i>Average—</i>	<i>Average—</i>	<i>Average—</i>		
Grade 1, \$1,680 to \$2,040; average, \$2,130—	No. Salary	No. Salary	No. Salary		
Junior engineer.....	1 \$1,820				
Subprofessional service—					
Grade 3, \$1,320 to \$1,680; average, \$1,500—					
Junior engineering draftsmen.....	2 1,380				
Total number of employees.....	3				
01 Total salaries.....	4,680				
02 Supplies and materials:					
Field instruments.....	300				
Field supplies.....	20				
Total.....	5,000	19,000.00	18,300.00		
For making surveys to mark permanently on the ground the permanent system of highways for the District of Columbia (<i>same acts</i>)				2,000.00	2,000.00
	Estimated expenditures, 1927 appropriation	Estimated expenditures, 1926 appropriation	Expended and obligated, 1925		
Salaries:					
Professional and scientific service—	<i>Average—</i>	<i>Average—</i>	<i>Average—</i>		
Grade 1, \$1,680 to \$2,400; average, \$2,130—	No. Salary	No. Salary	No. Salary		
Junior engineers.....	1½ \$1,860	1½ \$1,860	1½ \$1,860		
Subprofessional service—					
Grade 3, \$1,320 to \$1,680; average, \$1,500—					
Assistant engineering field aids.....		1½ 1,320	1½ 1,320		
Grade 2, \$1,140 to \$1,500; average, \$1,320—					
Apprentice engineering field aids.....	2½ \$1,200	1½ 1,140	2½ 1,140		
Total number of employees.....	2½	4½	4½		
01 Total salaries.....	2,000.00	2,000.00	1,858.34		
For revision of the highway plan (<i>same acts</i>)				1,500.00	1,500.00
	Estimated expenditures, 1927 appropriation	Estimated expenditures, 1926 appropriation	Expended and obligated, 1925		
Salaries:					
Subprofessional service—	<i>Average—</i>	<i>Average—</i>	<i>Average—</i>		
Grade 3, \$1,320 to \$1,680; average, \$1,500—	No. Salary	No. Salary	No. Salary		
Assistant engineering field aids.....	1 \$1,320	1 \$1,320	1½ \$1,320		
Grade 2, \$1,140 to \$1,500; average, \$1,320—					
Apprentice engineering field aids.....			3½ 1,140		
Apprentice engineering field aids.....			1½ 1,140		
Total number of employees.....	1	1	5½		
01 Total salaries.....	1,320.00	1,320.00	1,161.50		
02 Purchase of lithographed maps.....	180.00	180.00	280.50		
Total.....	1,500.00	1,500.00	1,442.00		
<i>Employees' Compensation Fund, District of Columbia—</i>					
For carrying out the provisions of section 11 of the District of Columbia appropriation act approved July 11, 1919, extending to the employees of the government of the District of Columbia the provisions of the act entitled "An act to provide compensation for employees of the United States suffering injuries while in the performance of their duties, and for other purposes," approved Sept. 7, 1916 (<i>acts July 11, 1919, vol. 41, p. 104, sec. 11; Mar. 3, 1925, vol. 43, p. 1219</i>)				12,000.00	10,000.00
	Estimated expenditures, 1927 appropriation	Estimated expenditures, 1926 appropriation	Expended and obligated, 1925		
Expenditures.....	\$12,000	\$10,000	\$10,000		

Estimates of appropriations required for the service of the fiscal year ending June 30, 1927—Continued

General object (title of appropriation), date of acts, references to Statutes at Large, or to Revised Statutes, and estimated amount required for each detailed object				Total amount to be appropriated under each head of appropriation	Amount appropriated for the fiscal year ending June 30, 1926
Office of the Director of Traffic— For personal services in accordance with the classification act of 1923; for purchase, [and] installation and maintenance of traffic lights, signals, controls, and markers, painting white lines, labor, traffic surveys, city planning in relation to traffic regulation and control, and such other expenses as may be necessary in the judgment of the commissioners, [fiscal years 1925 and 1926] (act of Mar. 3, 1925, vol. 43, p. 1121, sec. 6)				\$100, 000. 00	\$5, 200. 00
	Estimated expenditures, 1927 appropriation	Estimated expenditures, 1926 appropriation	Expended and obligated, 1925		
Salaries:	<i>Average—</i>	<i>Average—</i>	<i>Average—</i>		
Professional and scientific service—	No. Salary	No. Salary	No. Salary		
Grade 4, \$3,500 to \$5,000; average, \$4,400	1 \$4, 400	1 \$4, 400	1 \$4, 400		
Clerical, administrative, and fiscal service—					
Grade 12, \$5,200 to \$6,000; average, \$5,600	1 5, 600	1 5, 600	1 5, 600		
Grade 9, \$3,000 to \$3,600; average, \$3,300	1 3, 300	1 3, 300	1 3, 300		
Grade 5, \$1,860 to \$2,400; average, \$2,100	1 2, 000	1 1, 860	1 1, 860		
Grade 3, \$1,500 to \$1,860; average, \$1,680	1 1, 620	1 1, 500	1 1, 500		
Grade 2, \$1,320 to \$1,680; average, \$1,500	2 1, 500	2 1, 440	2 1, 440		
Grade 1, \$1,140 to \$1,500; average, \$1,320	1 1, 320	1 2, 260			
Custodial service—					
Grade 3, \$1,020 to \$1,260; average, \$1,140	1 1, 140	1 1, 020			
NEW POSITIONS					
Professional and scientific service—					
Grade 2, \$2,400 to \$3,000; average, \$2,700	1 2, 400				
Grade 1, \$1,860 to \$2,400; average, \$2,100	1 1, 860				
Subprofessional service—					
Grade 7, \$2,100 to \$2,700; average, \$2,400	1 2, 100				
Grade 3, \$1,320 to \$1,680; average, \$1,500	2 1, 320				
Clerical, administrative, and fiscal service—					
Grade 4, \$1,680 to \$2,040; average, \$1,860	1 1, 680				
Grade 3, \$1,500 to \$1,860; average, \$1,680	3 1, 500				
Grade 2, \$1,320 to \$1,680; average, \$1,500	3 1, 320				
Grade 1, \$1,140 to \$1,500; average, \$1,320	1 1, 140				
Custodial service—					
Grade 9, \$2,100 to \$2,700; average, \$2,400	1 2, 100				
Grade 6, \$1,500 to \$1,860; average, \$1,680	2 1, 500				
Grade 3, \$1,020 to \$1,260; average, \$1,140	2 1, 020				
Total average number of employees	27	9	4		
01 Total salaries	50, 000	21, 820	14, 400		
Traffic signals	25, 000				
Signs	8, 000				
Painting lines and signals	10, 000				
Tools, machines, etc.	2, 000				
Vehicles	1, 000				
Supplies and office equipment	2, 000				
Miscellaneous	2, 000				
Total	50, 000				
Total under office of the director of traffic	100, 000	21, 820	14, 400		

¹ Paid in part from appropriation for 1925-1926.

Salaries, Free Public Library, District of Columbia—

For personal services in accordance with the classification act of 1923 (acts June 3, 1896, vol. 29, p. 244, secs. 1-5; Mar. 3, 1925, vol. 43, p. 1219)

	Estimated expenditures, 1927 appropriation	Estimated expenditures, 1926 appropriation	Expended and obligated, 1925
Free Public Library, including branches:			
Salaries—	<i>Average—</i>	<i>Average—</i>	<i>Average—</i>
Professional service—	No. Salary	No. Salary	No. Salary
Grade 5, \$5,200 to \$6,000; average, \$5,600—	1 \$5, 400	1 \$5, 200	1 \$5, 200
Senior librarian (librarian)	1 3, 100	1 3, 000	1 3, 000
Grade 3, \$3,000 to \$3,600; average, \$3,300—	1 3, 100	2 3, 000	1 3, 000
Associate librarian (assistant librarian)	1 3, 000		
Associate librarian (chief of department)			
Grade 2, \$2,400 to \$3,000; average, \$2,700—	3 2, 500	3 2, 500	4 2, 400
Assistant librarians (chiefs of division)	1 2, 400	1 2, 400	
Assistant librarian (chief of division)			
Grade 1, \$1,860 to \$2,400; average, \$2,100—	13 1, 920	4 1, 920	12 1, 860
Junior librarians	2 1, 860	11 1, 860	
Subprofessional service—			
Grade 6, \$1,860 to \$2,400; average, \$2,100—	1 1, 920	1 1, 920	1 1, 860
Senior library assistant			
Grade 5, \$1,680 to \$2,040; average, \$1,860—	10 1, 680	10 1, 680	9 1, 680
Library assistants			
Grade 4, \$1,500 to \$1,960; average, \$1,680—	1 1, 680	1 1, 680	
Junior library assistant	5 1, 560	3 1, 560	6 1, 500
Junior library assistant	1 1, 500	3 1, 500	

177, 860. 00

162, 300. 00

Estimates of appropriations required for the service of the fiscal year ending June 30, 1927—Continued

General object (title of appropriation), date of acts, references to Statutes at Large, or to Revised Statutes, and estimated amount required for each detailed object	Total amount to be appropriated under each head of appropriation	Amount appropriated for the fiscal year ending June 30, 1926																																																																																																																																																																																																																		
<i>Salaries, Free Public Library, District of Columbia—Continued.</i>																																																																																																																																																																																																																				
<div>Free Public Library, including branches—Continued.</div> <div>Salaries—Continued.</div> <div>Subprofessional service—Continued.</div> <div>Grade 3, \$1,320 to \$1,680; average, \$1,500—</div> <div>Underlibrary assistants.....</div> <div>Underlibrary assistants.....</div> <div>Grade 2, \$1,140 to \$1,500; average, \$1,320—</div> <div>Minor library assistants.....</div> <div>Grade 1, \$900 to \$1,260; average \$1,080—</div> <div>Library aids.....</div> <div>Clerical, administrative, and fiscal service—</div> <div>Grade 6, \$2,100 to \$2,700; average, \$2,400—</div> <div>Principal clerk (chief clerk).....</div> <div>Grade 5, \$1,860 to \$2,400; average, \$2,100—</div> <div>Senior clerk.....</div> <div>Grade 3, \$1,500 to \$1,860; average, \$1,680—</div> <div>Assistant clerk-stenographers.....</div> <div>Grade 2, \$1,320 to \$1,680; average, \$1,500—</div> <div>Junior clerk-stenographer.....</div> <div>Grade 1, \$1,140 to \$1,500; average, \$1,320—</div> <div>Underoperator.....</div> <div>Underclerk-typist.....</div> <div>Custodial service—</div> <div>Grade 8, \$1,860 to \$2,400; average, \$2,100—</div> <div>Principal mechanic.....</div> <div>Grade 5, \$1,320 to \$1,680; average, \$1,500—</div> <div>Junior mechanic.....</div> <div>Grade 4, \$1,140 to \$1,500; average, \$1,320—</div> <div>Head messenger.....</div> <div>Undermechanics.....</div> <div>Undermechanic.....</div> <div>Grade 3, \$1,020 to \$1,260; average, \$1,140—</div> <div>Minor mechanic.....</div> <div>Minor mechanic.....</div> <div>Senior laborers.....</div> <div>Senior laborers.....</div> <div>Guard.....</div> <div>Grade 2, 40 cents an hour—</div> <div>Charwomen.....</div> <div>Grade 1, \$600 to \$780; average, \$690—</div> <div>Junior messengers.....</div> <div>Junior messengers.....</div> <div>Total number of employees, present establishment.....</div> <div>Total salaries, present establishment.....</div> <div>NEW POSITIONS RECOMMENDED FOR 1927</div> <div>Salaries:</div> <div>Main Library—</div> <div>Professional service—</div> <div>Grade 1, \$1,860 to \$2,400; average, \$2,114.42—</div> <div>Junior librarian.....</div> <div>Grade 3, \$1,320 to \$1,680; average, \$1,500—</div> <div>Underlibrary assistant.....</div> <div>Total average number of employees.....</div> <div>Total salaries.....</div> <div>Southeastern branch—</div> <div>Subprofessional service—</div> <div>Grade 4, \$1,500 to \$1,860—</div> <div>Junior library assistant.....</div> <div>Mount Pleasant branch—</div> <div>Subprofessional service—</div> <div>Grade 5, \$1,680 to \$2,040—</div> <div>Library assistant.....</div> <div>Grade 4, \$1,500 to \$1,860—</div> <div>Junior library assistant.....</div> <div>Grade 3, \$1,320 to \$1,680—</div> <div>Underlibrary assistant.....</div> <div>Grade 1, \$900 to \$1,260—</div> <div>Library aid.....</div> <div>Clerical, administrative, and fiscal service—</div> <div>Grade 1, \$1,140 to \$1,500—</div> <div>Underclerk-typist.....</div> <div>Total.....</div> <div>E. V. Brown-Tenley School branches—</div> <div>Subprofessional service—</div> <div>Grade 3, \$1,680 to \$2,040—</div> <div>Library assistant.....</div> <div>Total salaries, new positions.....</div> <div>Grand total, salaries.....</div> <div>The difference between 1927 and 1926 is due to—</div> <div>New positions.....</div> <div>Increase in salaries.....</div> <div>15,560</div>	<table> <tr> <th data-bbox="587 304 699 383">Estimated expenditures, 1927 appropriation</th><th data-bbox="715 304 826 383">Estimated expenditures, 1926 appropriation</th><th data-bbox="842 304 954 383">Expended and obligated, 1926</th></tr> <tr> <td data-bbox="587 443 699 483"><i>Average—</i></td><td data-bbox="715 443 826 483"><i>Average—</i></td><td data-bbox="842 443 954 483"><i>Average—</i></td></tr> <tr> <td data-bbox="587 483 699 502"><i>No. Salary</i></td><td data-bbox="715 483 826 502"><i>No. Salary</i></td><td data-bbox="842 483 954 502"><i>No. Salary</i></td></tr> <tr> <td data-bbox="587 502 699 522">6 \$1,380</td><td data-bbox="715 502 826 522">18 \$1,320</td><td data-bbox="842 502 954 522">12 \$1,320</td></tr> <tr> <td data-bbox="587 522 699 542">12 1,320</td><td data-bbox="715 522 826 542"></td><td data-bbox="842 522 954 542"></td></tr> <tr> <td data-bbox="587 542 699 562">16 1,140</td><td data-bbox="715 542 826 562">16 1,140</td><td data-bbox="842 542 954 562">17 1,140</td></tr> <tr> <td data-bbox="587 562 699 582">6 900</td><td data-bbox="715 562 826 582">6 900</td><td data-bbox="842 562 954 582">5 900</td></tr> <tr> <td data-bbox="587 582 699 602">1 2,200</td><td data-bbox="715 582 826 602">1 2,100</td><td data-bbox="842 582 954 602"></td></tr> <tr> <td data-bbox="587 602 699 622"></td><td data-bbox="715 602 826 622"></td><td data-bbox="842 602 954 622">1 1,860</td></tr> <tr> <td data-bbox="587 622 699 642">2 1,500</td><td data-bbox="715 622 826 642">2 1,500</td><td data-bbox="842 622 954 642">2 1,500</td></tr> <tr> <td data-bbox="587 642 699 662">1 1,320</td><td data-bbox="715 642 826 662">1 1,320</td><td data-bbox="842 642 954 662">1 1,320</td></tr> <tr> <td data-bbox="587 662 699 681">1 1,140</td><td data-bbox="715 662 826 681">1 1,140</td><td data-bbox="842 662 954 681">1 1,140</td></tr> <tr> <td data-bbox="587 681 699 701">1 1,140</td><td data-bbox="715 681 826 701">1 1,140</td><td data-bbox="842 681 954 701">1 1,140</td></tr> <tr> <td data-bbox="587 701 699 721">1 2,000</td><td data-bbox="715 701 826 721">1 1,860</td><td data-bbox="842 701 954 721">1 1,860</td></tr> <tr> <td data-bbox="587 721 699 741">1 1,440</td><td data-bbox="715 721 826 741">1 1,380</td><td data-bbox="842 721 954 741">1 1,320</td></tr> <tr> <td data-bbox="587 741 699 761">1 1,260</td><td data-bbox="715 741 826 761">1 1,140</td><td data-bbox="842 741 954 761">1 1,140</td></tr> <tr> <td data-bbox="587 761 699 781">2 1,140</td><td data-bbox="715 761 826 781">2 1,140</td><td data-bbox="842 761 954 781">1 1,140</td></tr> <tr> <td data-bbox="587 781 699 801">1 1,080</td><td data-bbox="715 781 826 801">1 1,080</td><td data-bbox="842 781 954 801"></td></tr> <tr> <td data-bbox="587 801 699 821">1 1,080</td><td data-bbox="715 801 826 821">1 1,080</td><td data-bbox="842 801 954 821">2 1,020</td></tr> <tr> <td data-bbox="587 821 699 840">1 1,020</td><td data-bbox="715 821 826 840">1 1,020</td><td data-bbox="842 821 954 840"></td></tr> <tr> <td data-bbox="587 840 699 860">4 1,020</td><td data-bbox="715 840 826 860">4 1,020</td><td data-bbox="842 840 954 860">4 1,020</td></tr> <tr> <td data-bbox="587 860 699 880">4 1,080</td><td data-bbox="715 860 826 880">1 1,080</td><td data-bbox="842 860 954 880">1 1,080</td></tr> <tr> <td data-bbox="587 880 699 900">1 1,020</td><td data-bbox="715 880 826 900">1 1,020</td><td data-bbox="842 880 954 900">1 1,020</td></tr> <tr> <td data-bbox="587 900 699 920">7 500</td><td data-bbox="715 900 826 920">7 500</td><td data-bbox="842 900 954 920">6 500</td></tr> <tr> <td data-bbox="587 920 699 940">4 660</td><td data-bbox="715 920 826 940">1 660</td><td data-bbox="842 920 954 940">5 660</td></tr> <tr> <td data-bbox="587 940 699 960">4 600</td><td data-bbox="715 940 826 960">7 600</td><td data-bbox="842 940 954 960">2 600</td></tr> <tr> <td data-bbox="587 960 699 980">116 164,960</td><td data-bbox="715 960 826 980">116 162,300</td><td data-bbox="842 960 954 980">100 138,460</td></tr> <tr> <td data-bbox="587 980 699 999"></td><td data-bbox="715 980 826 999"></td><td data-bbox="842 980 954 999"></td></tr> <tr> <td data-bbox="587 999 699 1019"></td><td data-bbox="715 999 826 1019"></td><td data-bbox="842 999 954 1019"></td></tr> <tr> <td data-bbox="587 1019 699 1039">1 1,860</td><td data-bbox="715 1019 826 1039"></td><td data-bbox="842 1019 954 1039"></td></tr> <tr> <td data-bbox="587 1039 699 1059">1 1,320</td><td data-bbox="715 1039 826 1059"></td><td data-bbox="842 1039 954 1059"></td></tr> <tr> <td data-bbox="587 1059 699 1079">2 3,180</td><td data-bbox="715 1059 826 1079"></td><td data-bbox="842 1059 954 1079"></td></tr> <tr> <td data-bbox="587 1079 699 1099"></td><td data-bbox="715 1079 826 1099"></td><td data-bbox="842 1079 954 1099"></td></tr> <tr> <td data-bbox="587 1099 699 1119">1 \$1,500</td><td data-bbox="715 1099 826 1119"></td><td data-bbox="842 1099 954 1119"></td></tr> <tr> <td data-bbox="587 1119 699 1139"></td><td data-bbox="715 1119 826 1139"></td><td data-bbox="842 1119 954 1139"></td></tr> <tr> <td data-bbox="587 1139 699 1159">1 1,680</td><td data-bbox="715 1139 826 1159"></td><td data-bbox="842 1139 954 1159"></td></tr> <tr> <td data-bbox="587 1159 699 1178">1 1,500</td><td data-bbox="715 1159 826 1178"></td><td data-bbox="842 1159 954 1178"></td></tr> <tr> <td data-bbox="587 1178 699 1198">1 1,320</td><td data-bbox="715 1178 826 1198"></td><td data-bbox="842 1178 954 1198"></td></tr> <tr> <td data-bbox="587 1198 699 1218">1 900</td><td data-bbox="715 1198 826 1218"></td><td data-bbox="842 1198 954 1218"></td></tr> <tr> <td data-bbox="587 1218 699 1238">1 1,140</td><td data-bbox="715 1218 826 1238"></td><td data-bbox="842 1218 954 1238"></td></tr> <tr> <td data-bbox="587 1238 699 1258">5 6,540</td><td data-bbox="715 1238 826 1258"></td><td data-bbox="842 1238 954 1258"></td></tr> <tr> <td data-bbox="587 1258 699 1278"></td><td data-bbox="715 1258 826 1278"></td><td data-bbox="842 1258 954 1278"></td></tr> <tr> <td data-bbox="587 1278 699 1298">1 1,680</td><td data-bbox="715 1278 826 1298"></td><td data-bbox="842 1278 954 1298"></td></tr> <tr> <td data-bbox="587 1298 699 1318">9 12,900</td><td data-bbox="715 1298 826 1318"></td><td data-bbox="842 1298 954 1318"></td></tr> <tr> <td data-bbox="587 1318 699 1337">125 177,860</td><td data-bbox="715 1318 826 1337">116 162,300</td><td data-bbox="842 1318 954 1337">100 138,460</td></tr> <tr> <td data-bbox="587 1337 699 1357"></td><td data-bbox="715 1337 826 1357"></td><td data-bbox="842 1337 954 1357"></td></tr> <tr> <td data-bbox="587 1357 699 1377"></td><td data-bbox="715 1357 826 1377"></td><td data-bbox="842 1357 954 1377"></td></tr> <tr> <td data-bbox="587 1377 699 1397"></td><td data-bbox="715 1377 826 1397"></td><td data-bbox="842 1377 954 1397"></td></tr> <tr> <td data-bbox="587 1397 699 1417"></td><td data-bbox="715 1397 826 1417"></td><td data-bbox="842 1397 954 1417"></td></tr> <tr> <td data-bbox="587 1417 699 1437"></td><td data-bbox="715 1417 826 1437"></td><td data-bbox="842 1417 954 1437"></td></tr> <tr> <td data-bbox="587 1437 699 1457"></td><td data-bbox="715 1437 826 1457"></td><td data-bbox="842 1437 954 1457"></td></tr> <tr> <td data-bbox="587 1457 699 1477"></td><td data-bbox="715 1457 826 1477"></td><td data-bbox="842 1457 954 1477"></td></tr> <tr> <td data-bbox="587 1477 699 1496"></td><td data-bbox="715 1477 826 1496"></td><td data-bbox="842 1477 954 1496"></td></tr> <tr> <td data-bbox="587 1496 699 1516"></td><td data-bbox="715 1496 826 1516"></td><td data-bbox="842 1496 954 1516"></td></tr> <tr> <td data-bbox="587 1516 699 1536"></td><td data-bbox="715 1516 826 1536"></td><td data-bbox="842 1516 954 1536"></td></tr> <tr> <td data-bbox="587 1536 699 1556"></td><td data-bbox="715 1536 826 1556"></td><td data-bbox="842 1536 954 1556"></td></tr> <tr> <td data-bbox="587 1556 699 1576"></td><td data-bbox="715 1556 826 1576"></td><td data-bbox="842 1556 954 1576"></td></tr> <tr> <td data-bbox="587 1576 699 1596"></td><td data-bbox="715 1576 826 1596"></td><td data-bbox="842 1576 954 1596"></td></tr> <tr> <td data-bbox="587 1596 699 1616"></td><td data-bbox="715 1596 826 1616"></td><td data-bbox="842 1596 954 1616"></td></tr> <tr> <td data-bbox="587 1616 699 1636"></td><td data-bbox="715 1616 826 1636"></td><td data-bbox="842 1616 954 1636"></td></tr> <tr> <td data-bbox="587 1636 699 1656"></td><td data-bbox="715 1636 826 1656"></td><td data-bbox="842 1636 954 1656"></td></tr> <tr> <td data-bbox="587 1656 699 1675"></td><td data-bbox="715 1656 826 1675"></td><td data-bbox="842 1656 954 1675"></td></tr> <tr> <td data-bbox="587 1675 699 1695"></td><td data-bbox="715 1675 826 1695"></td><td data-bbox="842 1675 954 1695"></td></tr> <tr> <td data-bbox="587 1695 699 1715"></td><td data-bbox="715 1695 826 1715"></td><td data-bbox="842 1695 954 1715"></td></tr> <tr> <td data-bbox="587 1715 699 1735"></td><td data-bbox="715 1715 826 1735"></td><td data-bbox="842 1715 954 1735"></td></tr> <tr> <td data-bbox="587 1735 699 1755"></td><td data-bbox="715 1735 826 1755"></td><td data-bbox="842 1735 954 1755"></td></tr> <tr> <td data-bbox="587 1755 699 1775"></td><td data-bbox="715 1755 826 1775"></td><td data-bbox="842 1755 954 1775"></td></tr> <tr> <td data-bbox="587 1775 699 1795"></td><td data-bbox="715 1775 826 1795"></td><td data-bbox="842 1775 954 1795"></td></tr> <tr> <td data-bbox="587 1795 699 1815"></td><td data-bbox="715 1795 826 1815"></td><td data-bbox="842 1795 954 1815"></td></tr> <tr> <td data-bbox="587 1815 699 1834"></td><td data-bbox="715 1815 826 1834"></td><td data-bbox="842 1815 954 1834"></td></tr> </table>	Estimated expenditures, 1927 appropriation	Estimated expenditures, 1926 appropriation	Expended and obligated, 1926	<i>Average—</i>	<i>Average—</i>	<i>Average—</i>	<i>No. Salary</i>	<i>No. Salary</i>	<i>No. Salary</i>	6 \$1,380	18 \$1,320	12 \$1,320	12 1,320			16 1,140	16 1,140	17 1,140	6 900	6 900	5 900	1 2,200	1 2,100				1 1,860	2 1,500	2 1,500	2 1,500	1 1,320	1 1,320	1 1,320	1 1,140	1 1,140	1 1,140	1 1,140	1 1,140	1 1,140	1 2,000	1 1,860	1 1,860	1 1,440	1 1,380	1 1,320	1 1,260	1 1,140	1 1,140	2 1,140	2 1,140	1 1,140	1 1,080	1 1,080		1 1,080	1 1,080	2 1,020	1 1,020	1 1,020		4 1,020	4 1,020	4 1,020	4 1,080	1 1,080	1 1,080	1 1,020	1 1,020	1 1,020	7 500	7 500	6 500	4 660	1 660	5 660	4 600	7 600	2 600	116 164,960	116 162,300	100 138,460							1 1,860			1 1,320			2 3,180						1 \$1,500						1 1,680			1 1,500			1 1,320			1 900			1 1,140			5 6,540						1 1,680			9 12,900			125 177,860	116 162,300	100 138,460																																																																												
Estimated expenditures, 1927 appropriation	Estimated expenditures, 1926 appropriation	Expended and obligated, 1926																																																																																																																																																																																																																		
<i>Average—</i>	<i>Average—</i>	<i>Average—</i>																																																																																																																																																																																																																		
<i>No. Salary</i>	<i>No. Salary</i>	<i>No. Salary</i>																																																																																																																																																																																																																		
6 \$1,380	18 \$1,320	12 \$1,320																																																																																																																																																																																																																		
12 1,320																																																																																																																																																																																																																				
16 1,140	16 1,140	17 1,140																																																																																																																																																																																																																		
6 900	6 900	5 900																																																																																																																																																																																																																		
1 2,200	1 2,100																																																																																																																																																																																																																			
		1 1,860																																																																																																																																																																																																																		
2 1,500	2 1,500	2 1,500																																																																																																																																																																																																																		
1 1,320	1 1,320	1 1,320																																																																																																																																																																																																																		
1 1,140	1 1,140	1 1,140																																																																																																																																																																																																																		
1 1,140	1 1,140	1 1,140																																																																																																																																																																																																																		
1 2,000	1 1,860	1 1,860																																																																																																																																																																																																																		
1 1,440	1 1,380	1 1,320																																																																																																																																																																																																																		
1 1,260	1 1,140	1 1,140																																																																																																																																																																																																																		
2 1,140	2 1,140	1 1,140																																																																																																																																																																																																																		
1 1,080	1 1,080																																																																																																																																																																																																																			
1 1,080	1 1,080	2 1,020																																																																																																																																																																																																																		
1 1,020	1 1,020																																																																																																																																																																																																																			
4 1,020	4 1,020	4 1,020																																																																																																																																																																																																																		
4 1,080	1 1,080	1 1,080																																																																																																																																																																																																																		
1 1,020	1 1,020	1 1,020																																																																																																																																																																																																																		
7 500	7 500	6 500																																																																																																																																																																																																																		
4 660	1 660	5 660																																																																																																																																																																																																																		
4 600	7 600	2 600																																																																																																																																																																																																																		
116 164,960	116 162,300	100 138,460																																																																																																																																																																																																																		
1 1,860																																																																																																																																																																																																																				
1 1,320																																																																																																																																																																																																																				
2 3,180																																																																																																																																																																																																																				
1 \$1,500																																																																																																																																																																																																																				
1 1,680																																																																																																																																																																																																																				
1 1,500																																																																																																																																																																																																																				
1 1,320																																																																																																																																																																																																																				
1 900																																																																																																																																																																																																																				
1 1,140																																																																																																																																																																																																																				
5 6,540																																																																																																																																																																																																																				
1 1,680																																																																																																																																																																																																																				
9 12,900																																																																																																																																																																																																																				
125 177,860	116 162,300	100 138,460																																																																																																																																																																																																																		

Estimates of appropriations required for the service of the fiscal year ending June 30, 1927—Continued

General object (title of appropriation), date of acts, references to Statutes at Large, or to Revised Statutes, and estimated amount required for each detailed object					Total amount to be appropriated under each head of appropriation	Amount appropriated for the fiscal year ending June 30, 1925
Salaries, Free Public Library, District of Columbia—Continued.						
For substitutes and other special and temporary service, including the conducting of stations in public school buildings, at the discretion of the librarian, \$3,500: <i>Provided</i> , That no money appropriated by this act shall be expended in conducting library stations not now in existence (<i>acts June 3, 1896, vol. 29, p. 244, secs. 1-5; Mar. 3, 1925, vol. 43, p. 1219</i>)					\$3, 500. 00	\$3, 500. 00
	Rate per annum	Estimated expenditures, 1927 appropriation	Estimated expenditures, 1926 appropriation	Expended and obligated, 1925		
		Number	Number	Number		
Assistants.....	\$1, 140	3	3	2		
Pages.....	600	3	3	3		
01 Total number of employees.....		6	6	5		
Total salaries.....		\$3, 500	\$3, 500	\$3, 000		
For extra services on Sundays, holidays, and Saturday half holidays (<i>same acts</i>)					2, 500. 00	2, 500. 00
	Rate	Estimated expenditures, 1927 appropriation	Estimated expenditures, 1926 appropriation	Expended and obligated, 1925		
		Number	Number	Number		
Superintendent..... per hour.....	\$1. 10	1	1	1		
Reference librarian..... do.....	1. 00	3	3	3		
Children's librarian..... do.....	. 90	2	2	2		
Assistants..... do.....	. 90	6	6	6		
Pages..... do.....	. 70	4	4	4		
Engineer..... per diem.....	5. 50	1	1	1		
Janitors..... do.....	4. 25	3	3	3		
Charwomen..... do.....	1. 60	2	2	2		
01 Total number of employees.....		22	22	22		
Total personal services.....		\$2, 500	\$2, 500	\$2, 500		
Expenses, Free Public Library—						
Miscellaneous: For books, periodicals, and newspapers, including payment in advance for subscriptions to periodicals, newspapers, subscription books, and society publications (<i>same acts</i>)					25, 000. 00	42, 000. 00
		Estimated expenditures, 1927 appropriation	Estimated expenditures, 1926 appropriation	Expended and obligated, 1925		
Stock, central building and branches.....		\$25, 000	\$42, 000	\$17, 500		
For binding, including necessary personal services (<i>same acts</i>)					11, 000. 00	10, 000. 00
	Rate per diem	Estimated expenditures, 1927 appropriation	Estimated expenditures, 1926 appropriation	Expended and obligated, 1925		
		Number	Number	Number		
Foreman.....	\$7. 30	1	1	1		
Finisher.....	5. 80	1	1	1		
Sewer.....	3. 80	2	2	2		
Apprentice helper.....	2. 80-4. 50	1	1	1		
Wages.....		\$8, 000. 00	\$7, 529. 00	\$7, 353. 70		
Supplies.....		1, 000. 00	971. 00	242. 78		
Binding by contract.....		2, 000. 00	1, 500. 00	903. 10		
Total.....		11, 000. 00	10, 000. 00	8, 499. 58		

Estimates of appropriations required for the service of the fiscal year ending June 30, 1927—Continued

General object (title of appropriation), date of acts, references to Statutes at Large, or to Revised Statutes, and estimated amount required for each detailed object				Total amount to be appropriated under each head of appropriation	Amount appropriated for the fiscal year ending June 30, 1926
Expenses, Free Public Library, District of Columbia—Continued.					
For maintenance, repairs, fuel, lighting, fitting up buildings, lunch-room equipment, purchase, exchange, and maintenance of bicycles and motor delivery vehicles and other contingent expenses (acts June 3, 1896, vol. 29, p. 244, secs. 1-6; Mar. 3, 1925, vol. 43, p. 1219)				\$20,000.00	\$15,000.00
	Estimated expenditures, 1927 appropriation	Estimated expenditures, 1926 appropriation	Expended and obligated, 1925		
Coal.....	\$4,200.00	\$3,400.00	\$2,050.72		
Car tokens.....	50.00	30.00	30.00		
Building supplies.....	1,200.00	1,000.00	811.79		
Repairs to equipment.....		450.00	207.00		
New equipment.....	2,000.00	650.00	464.39		
Stationery.....	1,200.00	900.00	896.86		
Library of Congress cards.....	600.00	475.00	580.08		
Freight, expressage, and drayage.....	300.00	250.00	265.28		
Ice and laundry.....	500.00	420.00	413.50		
Typewriters, multigraph, adding machine, and repairs.....	1,500.00	400.00	292.12		
Electric and gas light.....	5,000.00	4,000.00	3,282.70		
Telephone.....	600.00	500.00	494.30		
Printing.....	1,700.00	1,200.00	1,143.69		
Repairs made by District of Columbia repair department.....		500.00	352.49		
Motor vehicles and upkeep.....	700.00	700.00	931.09		
Miscellaneous.....	450.00	125.00	113.17		
	20,000.00	15,000.00	12,329.08		
¹ Expended to date; bills not all in.					
For repairs and improvements to buildings and equipment and for new furniture, furnishings and equipment (submitted)				20,000.00	
		Estimated expenditures 1927 appropriation			
Central Library:					
Roof.....				\$1,000	
Painting.....				1,500	
Linoleum.....				5,000	
Shades.....				300	
Ventilation.....				2,000	
Radiators.....				650	
Additional toilets, second floor.....				825	
Lighting system.....				750	
Repairing elevator.....				3,000	
Awnings.....				75	
Building, miscellaneous.....				125	
Takoma Park Branch:					
Painting.....				500	
Shades.....				250	
Awnings.....				125	
Building, miscellaneous.....				625	
Furniture, furnishings, and equipment:					
File cases, \$200; tables and chairs, \$800; desks, \$500; catalog cases, \$500; book trucks, \$300; adding machines, \$200; steel shelves, \$300; magazine binders, \$75; book delivery baskets, \$200; miscellaneous, \$200.....				3,275	
				20,000	
Total, Free Public Library				259,860.00	235,300.00
Total salaries, etc., District of Columbia				1,703,040.00	1,378,930.00
Contingent and Miscellaneous Expenses, District of Columbia—					
For printing, checks, books, law books, books of reference, periodicals, stationery; surveying instruments and implements; drawing materials; binding, rebinding, repairing, and preservation of records; purchase of laboratory apparatus and equipment and maintenance of laboratory in the office of the inspector of asphalt and cement; damages; livery, purchase, and care of horses and carriages or buggies and bicycles not otherwise provided for; horseshoeing; ice, repairs to pound and vehicles; use of bicycles by inspectors in the engineer department not to exceed \$800 in the aggregate; and other general necessary expenses of District offices, including the personal-tax board, harbor master, health department, surveyor's office, office of superintendent of weights, measures, and markets, department of insurance, and Board of Charities (act Mar. 3, 1925, vol. 43, p. 1220)				50,000.00	47,000.00

Estimates of appropriations required for the service of the fiscal year ending June 30, 1927—Continued

General object (title of appropriation), date of acts, references to Statutes at Large, or to Revised Statutes, and estimated amount required for each detailed object	Total amount to be appropriated under each head of appropriation		Amount appropriated for the fiscal year ending June 30, 1926
<i>Contingent and Miscellaneous Expenses, District of Columbia—Continued.</i>			
	Estimated expenditures, 1927 appropriation	Estimated expenditures, 1926 appropriation	Expended and obligated, 1925
Stationery, blank forms, printing and binding, and miscellaneous office supplies.....	\$35,000.00	\$34,000.00	\$33,917.31
Books of reference, law books, city directories, real estate atlases, and subscriptions to newspapers and periodicals.....	2,000.00	2,000.00	2,163.76
Furniture and equipment, including book and file cases.....	5,800.00	3,800.00	3,676.89
Telephone rental, tolls and telegrams, and express.....	400.00	400.00	396.49
Typewriters, purchase, repair and rental; mimeograph, multigraph, addressograph, calculating and computing machines.....	2,500.00	2,500.00	2,911.29
Transportation:			
Car tokens.....	1,000.00	1,000.00	906.60
Livery and garage.....	500.00	500.00	564.00
Forage, stable supplies, and repairs to vehicles.....	100.00	100.00	65.41
Traveling expenses.....	150.00	150.00	149.85
Fuel, gas, electric light, laundry, ice, and charcoal.....	650.00	650.00	647.67
Dog tags.....	350.00	350.00	328.50
Haslets for dog pound.....	150.00	150.00	133.62
Repairs to dog pound and stable.....	75.00	75.00	77.22
Hucksters' badges and vehicle tags.....	390.00	390.00	375.00
Purchasing officer bond.....	10.00	10.00	10.00
Recorder of deeds, recording instruments.....	25.00	25.00	26.15
Seals and weights for superintendent of weights, measures, and markets.....	350.00	350.00	365.46
Damages.....	500.00	500.00	403.09
Reporting.....	50.00	50.00	29.25
Unexpended balance.....			751.44
Total.....	50,000.00	47,000.00	47,900.00

For printing all annual and special reports of the government of the District of Columbia for the fiscal year ending June 30, [1925] 1926, for submission to Congress, \$4,800: *Provided*, That authority is hereby given the Commissioners of the District of Columbia to discontinue the printing of any annual or special reports of the government of the District of Columbia in order to keep the expenditures within this appropriation. In all cases where the printing of said reports is discontinued, the original copy thereof shall be kept on file in the offices of the Commissioners of the District of Columbia for public inspection (*act Mar. 3, 1925, vol. 43, p. 1220*)

\$4,800.00

\$4,800.00

	Estimated expenditures, 1927 appropriation	Estimated expenditures, 1926 appropriation	Expended and obligated, 1925
Expenditures.....	\$4,800.00	\$4,800.00	\$4,717.22
Unexpended balance.....			282.78
Total.....	4,800.00	4,800.00	5,000.00

For maintenance, care, repair, and operation of passenger-carrying automobiles owned by the District of Columbia, [\$69,800] \$74,600; for exchange of such passenger-carrying automobiles now owned by the District of Columbia as, in the judgment of the commissioners of said District, have or shall become unserviceable, [\$7,250] \$10,000; and for the purchase of passenger-carrying automobiles as follows: [Assessor's office, one, \$1,500; District Training School (home and school for feeble-minded), one, \$1,000; one Ford runabout, with slip-on body for the municipal architect's office, \$420, three Ford field wagons for the sewer division, \$1,950; one Ford touring car for the jail, \$500; one autobus for the National Training School for Girls, \$1,000; one autobus for Gallinger Municipal Hospital, \$1,250; in all \$84,670] *Surface division, two Ford roadsters, \$900; two Ford touring cars for the electrical department, \$900; one Ford sedan for the Board of Children's Guardians, \$700; one motor ambulance and equipment for Board of Charities, \$2,000; in all (same act)*

89,100.00

84,670.00

Estimates of appropriations required for the service of the fiscal year ending June 30, 1927—Continued

General object (title of appropriation), date of acts, references to Statutes at Large, or to Revised Statutes, and estimated amount required for each detailed object				Total amount to be appropriated under each head of appropriation	Amount appropriated for the fiscal year ending June 30, 1926
<i>Contingent and Miscellaneous Expenses, District of Columbia—Continued.</i>					
Passenger-carrying automobiles	Estimated expenditures, 1927 appropriation	Estimated expenditures, 1926 appropriation	Expended and obligated, 1925		
Executive office:					
Building inspection division—					
1 automobile.....	\$500.00	\$500.00	\$347.00		
Plumbing inspector—					
1 automobile.....	650.00	650.00	742.44		
Assessor's office—					
2 automobiles.....	1,000.00	1,000.00	668.59		
1 automobile.....	500.00	500.00			
Office of the corporation counsel—					
1 automobile.....	500.00	500.00	473.41		
Central garage—					
8 automobiles.....	5,500.00	5,500.00	5,336.75		
Central garage—					
Overhead and maintenance of 44 motor cars (4 employees, 2 day and 2 night, who wash, oil, grease, make minor repairs and adjustments, serve as drivers, etc.).....	7,575.00	7,575.00	7,250.00		
Cleaning material, auto soap, miscellaneous supplies, etc.....	1,000.00	1,000.00	952.10		
Electricity.....	625.00	625.00	592.00		
For the exchange of such automobiles now owned by the District of Columbia as, in the judgment of the commissioners of said District, have or shall become unserviceable.....	10,000.00	7,250.00	3,750.00		
Municipal architect—					
10 automobiles.....	4,500.00	4,500.00	4,165.52		
Surveyor's office—					
5 automobiles.....	2,000.00	1,500.00	1,735.95		
Surface division—					
24 automobiles.....	6,000.00	6,000.00	5,416.57		
4 automobiles.....	1,600.00				
Trees and parking—					
4 automobiles.....	2,500.00	2,500.00	1,944.38		
Sewer division—					
20 automobiles.....	9,000.00	9,000.00	7,839.18		
City refuse—					
32 automobiles.....	12,200.00	11,500.00	11,216.93		
Playgrounds department—					
1 automobile.....	700.00	700.00	786.64		
Electrical department—					
4 automobiles.....	2,000.00	2,000.00	1,981.56		
3 automobiles.....	1,200.00				
Community centers—					
1 automobile.....	800.00	800.00	764.50		
Health department—					
2 automobiles.....	700.00	700.00	917.64		
Board of Charities—					
4 automobiles.....	2,500.00	2,500.00	2,052.49		
Jail—					
1 automobile.....	650.00	650.00	605.10		
Reformatory—					
3 automobiles.....	2,000.00	2,000.00	1,610.00		
National Training School for Girls—					
3 automobiles.....	1,500.00	1,500.00	1,141.00		
Gallinger Hospital—					
1 automobile.....	400.00	400.00	312.79		
1 auto bus.....	400.00				
Board of Children's Guardians—					
2 automobiles.....	1,000.00	1,000.00	1,167.89		
1 automobile.....	400.00				
Industrial Home School (Colored)—					
1 automobile.....	600.00	600.00	576.04		
Industrial Home School (White)—					
1 automobile.....	600.00	600.00	517.20		
Home for Aged and Infirm—					
5 automobiles.....	2,000.00	2,000.00	1,620.87		
Water Department—					
2 automobiles.....	1,500.00	1,500.00	1,303.46		
For the purchase of passenger-carrying automobiles as follows:					
Surface division, 2 Ford roadsters, \$900; 2 Ford touring cars for the electrical department, \$800; 1 Ford sedan for the Board of Children's Guardians, \$700; 1 motor ambulance and equipment for Board of Charities, \$2,000; in all.....	4,500.00	7,620.00	1,900.00		
Total.....	89,100.00	84,670.00	68,688.00		

¹ Cars purchased in 1925 under separate department appropriation.

Estimates of appropriations required for the service of the fiscal year ending June 30, 1927—Continued

General object (title of appropriation), date of acts, references to Statutes at Large, or to Revised Statutes, and estimated amount required for each detailed object	Total amount to be appropriated under each head of appropriation		Amount appropriated for the fiscal year ending June 30, 1926
Contingent and Miscellaneous Expenses, District of Columbia—Continued. For allowances for furnishing privately owned motor vehicles in the performance of official duties at the rate of not to exceed \$312 per year for each automobile and \$156 per year for each motor cycle (<i>act Mar. 3, 1925, vol. 43, p. 1220</i>)			
	\$14, 976. 00		\$13, 104. 00
	Estimated expenditures, 1927 appropriation	Estimated expenditures, 1926 appropriation	Expended and obligated, 1925
Executive office:			
8 inspectors	\$2, 496	\$2, 028	\$2, 028
Board of condemnation, insanitary buildings:			
1 inspector	312	312	312
Plumbing inspection division:			
5 inspectors	1, 560	780	780
Coroner's office:			
1 coroner	312	312	312
Public Utilities Commission:			
1 engineer	312	312	
Contingent and miscellaneous:			
1 purchasing officer	312	312	312
1 secretary, Board of Charities	312	312	312
Surface division:			
1 inspector	312	312	312
1 overseer of bridges	312	312	312
Electrical department:			
6 inspectors	624	936	936
Public schools:			
1 superintendent of schools	312	312	312
2 first assistant superintendents	624	624	624
1 assistant superintendent (business affairs)	312		
1 superintendent of janitors	312	312	312
1 assistant superintendent	312	312	312
1 director of primary instruction	312	312	312
1 school cabinetmaker	312	312	312
1 chief medical and sanitary inspector	312	312	312
1 supervising principal, colored special schools	312	312	312
Health department:			
1 health officer	312	312	312
1 assistant health officer	312	312	312
1 chief inspector, contagious disease service	312	312	312
7 inspectors of dairy farms	2, 184	2, 184	2, 184
Supreme court:			
1 probation officer	312	312	312
Water department:			
3 inspectors	936	936	468
	14, 976	13, 104	12, 324

¹ This item authorized by deficiency act of Mar. 3, 1925.

All of said motor vehicles and all other motor vehicles provided for in this act and all horse-drawn carriages and buggies owned by the District of Columbia shall be used only for purposes directly pertaining to the public services of said District, and shall be under the direction and control of the commissioners, who may from time to time alter or change the assignment for use thereof or direct the joint or interchangeable use of any of the same by officials and employees of the District, except as otherwise provided in this act: *Provided*, That with the exception of motor vehicles for the police and fire departments, no automobile shall be acquired under any provision of this act, by purchase or exchange at a cost, including the value of a vehicle exchanged, exceeding \$650, except as may be herein specifically authorized. No motor vehicles shall be transferred from the police or fire departments to any other branch of the government of the District of Columbia (*act of Mar. 3, 1925, vol. 43, p. 1220-1221*).

Appropriations in this act shall not be expended for the purchase or maintenance of horses or horse-drawn vehicles for the use of the commissioners, or for the purchase or maintenance of horses or horse-drawn vehicles for inspection or other purposes for those officials or employees provided with motor vehicles (*same act*).

Appropriations in this act shall not be used for the purchase, livery, or maintenance of horses, or for the purchase, maintenance, or repair of buggies or carriages and harness, except as provided for in the appropriation for contingent and miscellaneous expenses or unless the appropriation from which the same is proposed to be paid shall specifically authorize such purchase, livery, maintenance, and repair, and except also as hereinafter authorized (*same act*).

Appropriations in this act shall not be used for the payment of premiums or other cost of fire insurance (*same act*).

¹ This item authorized by deficiency act of Mar. 3, 1925.

All of said motor vehicles and all other motor vehicles provided for in this act and all horse-drawn carriages and buggies owned by the District of Columbia shall be used only for purposes directly pertaining to the public services of said District, and shall be under the direction and control of the commissioners, who may from time to time alter or change the assignment for use thereof or direct the joint or interchangeable use of any of the same by officials and employees of the District, except as otherwise provided in this act: *Provided*, That with the exception of motor vehicles for the police and fire departments, no automobile shall be acquired under any provision of this act, by purchase or exchange at a cost, including the value of a vehicle exchanged, exceeding \$650, except as may be herein specifically authorized. No motor vehicles shall be transferred from the police or fire departments to any other branch of the government of the District of Columbia (*act of Mar. 3, 1925, vol. 43, p. 1220-1221*).

Appropriations in this act shall not be expended for the purchase or maintenance of horses or horse-drawn vehicles for the use of the commissioners, or for the purchase or maintenance of horses or horse-drawn vehicles for inspection or other purposes for those officials or employees provided with motor vehicles (*same act*).

Appropriations in this act shall not be used for the purchase, livery, or maintenance of horses, or for the purchase, maintenance, or repair of buggies or carriages and harness, except as provided for in the appropriation for contingent and miscellaneous expenses or unless the appropriation from which the same is proposed to be paid shall specifically authorize such purchase, livery, maintenance, and repair, and except also as hereinafter authorized (*same act*).

Appropriations in this act shall not be used for the payment of premiums or other cost of fire insurance (*same act*).

Estimates of appropriations required for the service of the fiscal year ending June 30, 1927—Continued

General object (title of appropriation), date of acts, references to Statutes at Large, or to Revised Statutes, and estimated amount required for each detailed object				Total amount to be appropriated under each head of appropriation	Amount appropriated for the fiscal year ending June 30, 1926
Contingent and Miscellaneous Expenses, District of Columbia—Continued.					
Telephones may be maintained in the residences of the superintendent of the water department, sanitary engineer, chief inspector of the street-cleaning division, assistant superintendent of the street-cleaning division, inspector of plumbing, secretary of the Board of Charities, health officer, assistant health officer, chief of the bureau of preventable diseases, chief engineer of the fire department, superintendent of police, electrical inspector in charge of the fire-alarm system, one fire-alarm operator, and two fire-alarm repair men, under appropriations contained in this act. The commissioners may connect any or all of these telephones either to the system of the Chesapeake and Potomac Telephone Company or the telephone system maintained by the District of Columbia or to both of such systems (<i>act Mar. 3, 1925, vol. 43, p. 1220</i>). For postage for strictly official mail matter (<i>act of Mar. 3, 1925, vol. 43, p. 1220-1221</i>)				\$20, 000. 00	\$19, 000. 00
	Estimated expenditures, 1927 appropriation	Estimated expenditures, 1926 appropriation	Expended and obligated, 1925		
Expenditures.....	\$20, 000	\$19, 000	\$17, 000		
The commissioners are authorized, in their discretion, to furnish necessary transportation in connection with strictly official business of the District of Columbia by the purchase of street-car and bus fares from appropriations contained in this act: <i>Provided</i> , That the expenditures herein authorized shall be so apportioned as not to exceed a total of \$8,000: <i>Provided further</i> , That the provisions of this paragraph shall not include the appropriations herein made for the fire and police departments (<i>same act</i>). For judicial expenses, including procurement of chains of title, the printing of briefs in the Court of Appeals of the District of Columbia, witness fees, and expert services in District cases before the Supreme Court of said District (<i>same act</i>)				5, 000. 00	4, 000. 00
	Estimated expenditures, 1927 appropriation	Estimated expenditures, 1926 appropriation	Expended and obligated, 1925		
Printing.....	\$1, 450. 00	\$1, 450. 00	\$1, 447. 63		
Titles.....	2, 500. 00	1, 500. 00	2, 460. 00		
Stenographic reporting.....	850. 00	850. 00	849. 50		
Expenditures.....	200. 00	200. 00	242. 00		
Unexpended balance.....			. 87		
Total.....	5, 000. 00	4, 000. 00	5, 000. 00		
For general advertising authorized and required by law, and for tax and school notices and notices of changes in regulations (<i>same act</i>)				6, 000. 00	6, 000. 00
	Estimated expenditures, 1927 appropriation	Estimated expenditures, 1926 appropriation	Expended and obligated, 1925		
Expenditures.....	\$6, 000. 00	\$6, 000. 00	\$6, 517. 47		
Unexpended balance.....			482. 53		
Total.....	6, 000. 00	6, 000. 00	7, 000. 00		
For advertising notice of taxes in arrears July 1, [1925] 1926, as required to be given by the act of March 19, 1890, to be reimbursed by a charge of 50 cents for each lot or piece of property advertised (<i>same act</i>)				5, 500. 00	5, 500. 00
	Estimated expenditures, 1927 appropriation	Estimated expenditures, 1926 appropriation	Expended and obligated, 1925		
Expenditures.....	\$5, 500. 00	\$5, 500. 00	\$5, 460. 56		
Unexpended balance.....			39. 44		
Total.....	5, 500. 00	5, 500. 00	5, 500. 00		

Estimates of appropriations required for the service of the fiscal year ending June 30, 1927—Continued

General object (title of appropriation), date of acts, references to Statutes at Large, or to Revised Statutes, and estimated amount required for each detailed object				Total amount to be appropriated under each head of appropriation	Amount appropriated for the fiscal year ending June 30, 1926
Contingent and Miscellaneous Expenses, District of Columbia—Continued.					
For carrying out the provisions of the act entitled "An act to authorize the Commissioners of the District of Columbia to remove dangerous or unsafe buildings and parts thereof, and for other purposes," approved March 1, 1899, to pay each member of the board of survey provided for therein, other than the inspector of buildings, at a compensation of not to exceed \$10 for each survey, and to pay the cost of making safe or removing such buildings upon the refusal or neglect of the owners so to do (<i>act Mar. 3, 1925, vol. 43, pp. 1220-1221</i>)				\$500. 00	\$500. 00
	Estimated expenditures, 1927 appropriation	Estimated expenditures, 1926 appropriation	Expended and obligated, 1925		
Expenditures.....	\$500	\$500	\$104		
Unexpended balance.....			396		
Total.....	500	500	500		
For copies of such wills, petitions, and other papers wherein title to real estate is involved, for the use of the assessor of the District (<i>act Mar. 3, 1925, vol. 43, p. 1221</i>)				500. 00	500. 00
	Estimated expenditures, 1927 appropriation	Estimated expenditures, 1926 appropriation	Expended and obligated, 1925		
Expenditures.....	\$500	\$500	\$500		
For rent of offices of the recorder of deeds, including services of cleaners as necessary, not to exceed 30 cents per hour, to be expended under the direction of the Commissioners of the District of Columbia (<i>same acts</i>)				14, 400. 00	14, 400. 00
	Estimated expenditures, 1927 appropriation	Estimated expenditures, 1926 appropriation	Expended and obligated, 1925		
Services of cleaners.....	\$400. 00	\$400. 00	\$670. 00		
Rent.....	14, 000. 00	14, 000. 00	13, 055. 31		
Unexpended balance.....			674. 69		
Total.....	14, 400. 00	14, 400. 00	14, 400. 00		
Public Employment Service, District of Columbia—					
For personal services and miscellaneous and contingent expenses required for maintaining a public employment service for the District of Columbia (<i>act Mar. 3, 1925, vol. 43, p. 1222</i>)				9, 600. 00	9, 400. 00
	Estimated expenditures, 1927 appropriation	Estimated expenditures, 1926 appropriation	Expended and obligated, 1925		
Salaries:					
Clerical, administrative, and fiscal service—					
Grade 4, \$1,680 to \$2,040; average, \$1,860—	<i>Average—</i>	<i>Average—</i>	<i>Average—</i>		
Clerk.....	No. 1 Salary \$1, 920	No. 1 Salary \$1, 920	No. 1 Salary \$1, 860		
Grade 3, \$1,500 to \$1,860; average, \$1,680—					
Assistant clerk.....	3 1, 640	3 1, 640	3 1, 560		
Grade 1, \$1,140 to \$1,500; average, \$1,320—					
Junior typist.....	1 1, 140	1 855	1 1, 140		
Custodial service—					
Grade 2, \$900 to \$1,140; average, \$1,020—					
Messenger.....	1 900	1 900	1 900		
Total number of employees.....	6	6	6		
Total salaries.....	8, 880	8, 595	8, 580		
Contingent and miscellaneous expenses:					
Printing, stationery, and office supplies.....	12	24	12		
Fuel.....	318	381	336		
Electric current.....	80	80	40		
Telephone rental.....	300	300	232		
Miscellaneous.....	10	20	20		
Total.....	9, 600	9, 400	9, 220		

Estimates of appropriations required for the service of the fiscal year ending June 30, 1927—Continued

General object (title of appropriation), date of acts, references to Statutes at Large, or to Revised Statutes, and estimated amount required for each detailed object				Total amount to be appropriated under each head of appropriation	Amount appropriated for the fiscal year ending June 30, 1926
<i>Contingent and Miscellaneous Expenses, District of Columbia—Continued.</i>					
<i>Marking Historical Places, District of Columbia—</i>					
For erection of suitable tablets to mark historical places in the District of Columbia (act Mar. 3, 1925, vol. 43, p. 1222)				\$500. 00	\$500. 00
	Estimated expenditures, 1927 appropriation	Estimated expenditures, 1926 appropriation	Expended and obligated, 1925		
Expenditures.....	\$500	\$500	\$475		
Unexpended balance.....			25		
Total.....	500	500	500		
<i>Emergency Fund, District of Columbia—</i>					
To be expended only in case of emergency, such as riot, pestilence, public insanitary conditions, calamity by flood or fire or storm, and of like character, and in all other cases of emergency not otherwise sufficiently provided for, in the discretion of the commissioners, \$4,000: <i>Provided</i> , That in the purchase of all articles provided for in this act no more than the market price shall be paid for any such articles, and all bids for any such articles above the market price shall be rejected and new bids received or purchases made in open market, as may be most economical and advantageous to the District of Columbia (act Mar. 3, 1925, vol. 43, p. 1222)				4, 000. 00	4, 000. 00
	Estimated expenditures, 1927 appropriation	Estimated expenditures, 1926 appropriation	Expended and obligated, 1925		
Expenses of roping Pennsylvania Avenue during—					
Holy Name Parade.....			\$865. 92		
Inauguration.....			1, 162. 35		
Health Department:					
Salaries, etc., Contagious Disease service.....			1, 955. 53		
Unexpended balance.....			16. 20		
Total.....	\$4, 000. 00	\$4, 000. 00	4, 000. 00		
<i>Refund of Erroneous Collections, District of Columbia—</i>					
To enable the commissioners, in any case where special assessments, school tuition charges, rents, fees, or collections of any character have been erroneously covered into the Treasury to the credit of the United States and the District of Columbia in the proportion required by law, to refund such erroneous payments, wholly or in part, including the refunding of fees paid for building permits authorized by the District of Columbia appropriation act approved March 2, 1911, \$2,000: <i>Provided</i> , That this appropriation shall be available for such refunds of payments made within the past three years (act Mar. 3, 1925, vol. 43, p. 1222)				2, 000. 00	2, 000. 00
	Estimated expenditures, 1927 appropriation	Estimated expenditures, 1926 appropriation	Expended and obligated, 1925		
Expenditures.....	\$2, 000. 00	\$2, 000. 00	\$2, 693. 12		
Unexpended balance.....			306. 88		
Total.....	2, 000. 00	2, 000. 00	3, 000. 00		
<i>National Conference of Commissioners on Uniform State Laws—</i>					
To aid in support of the national conference of Commissioners on Uniform State Laws (act Mar. 3, 1925, vol. 43, p. 1222)				250. 00	250. 00
	Estimated expenditures, 1927 appropriation	Estimated expenditures, 1926 appropriation	Expended and obligated, 1925		
Expenditures.....	\$250	\$250	\$250		
For the purchase of special addressing machine equipment for the use of the director of traffic, superintendent of licenses, and other offices, including temporary personal services, to be available immediately (submitted)				12, 000. 00	
[For furnishing material and equipment, and for the employment of the necessary labor to continue the painting of traffic lines in the congested section of the city, and for marking the centers of the roadways at curves and on the crests of hills].....					5, 000. 00
[Hereafter the charge for each certificate of taxes issued by the collector of taxes of the District of Columbia shall be \$1.]					
Total, contingent and miscellaneous expenses.....				239, 126. 00	220, 624. 00

Estimates of appropriations required for the service of the fiscal year ending June 30, 1927—Continued

General object (title of appropriation), date of acts, references to Statutes at Large, or to Revised Statutes, and estimated amount required for each detailed object					Total amount to be appropriated under each head of appropriation	Amount appropriated for the fiscal year ending June 30, 1926
Street and Road Improvement and Repair, District of Columbia— For assessment and permit work, including maintenance of nonpassenger-carrying motor vehicles (<i>act Mar. 3, 1925, vol. 43, p. 1222</i>)					\$300, 000. 00	\$298, 000. 00
	Rate	Estimated expenditures, 1927 appropriation	Estimated expenditures, 1926 appropriation	Expended and obligated, 1925		
		Number	Number	Number		
Assistant engineer.....per annum.....	\$2, 500. 00		4	4		
Computers.....do.....	1, 500. 00-2, 600. 00		4	4		
Overseers.....do.....	1, 680. 00-1, 860. 00		3	3		
Inspectors.....do.....	1, 680. 00-1, 860. 00	2	2	2		
Copyist.....do.....	1, 680. 00		1	1		
Plumbers.....per diem.....	5. 38-6. 40	1	1	1		
Blacksmiths and helpers.....do.....	3. 84-6. 40	4	4	4		
Carpenters.....do.....	5. 36-6. 40	2	2	2		
Auto drivers.....do.....	3. 44-4. 40	12	8	8		
Auto mechanics.....do.....	4. 48-6. 40	2	2			
Pavers.....do.....	4. 00-4. 96	12	12	10		
Miscellaneous and temporary labor.....per diem.....	2. 80-4. 40					
Personal services:						
Salaries.....		\$1, 300. 00	\$11, 300. 00	\$8, 843. 45		
Wages.....		153, 700. 00	143, 700. 00	149, 233. 08		
Other objects of expenditure:						
Contract work.....		40, 000. 00	40, 000. 00	35, 347. 93		
Construction material.....		76, 275. 00	74, 025. 00	77, 642. 46		
Wood, coal, and fuel oil.....		3, 000. 00	3, 000. 00	331. 74		
Moving gas and electric poles.....		225. 00	225. 00	241. 77		
Miscellaneous supplies.....		2, 500. 00	2, 500. 00	2, 776. 05		
Gasoline and oil.....		4, 000. 00	4, 000. 00	4, 327. 28		
Removal and planting of trees.....		500. 00	500. 00	550. 18		
Advertising.....		600. 00	600. 00	681. 80		
Moving catch basins and fire hydrants.....		200. 00	200. 00	221. 22		
Automobile parts and repairs.....		2, 000. 00	2, 000. 00	2, 070. 87		
Civil service retirement and disability fund.....			250. 00	207. 24		
Kerosene oil.....		200. 00	200. 00	276. 00		
Repairs to concrete mixer.....		500. 00	500. 00	942. 90		
Hire of teams.....		6, 000. 00	6, 000. 00	6, 979. 49		
Hardware, lumber, and plumbing supplies.....		9, 000. 00	9, 000. 00	9, 326. 54		
Total.....		300, 000. 00	298, 000. 00	300, 000. 00		
For paving roadways under the permit system (<i>same act</i>)					25, 000. 00	45, 000. 00
	Rate	Estimated expenditures, 1927 appropriation	Estimated expenditures, 1926 appropriation	Expended and obligated, 1925		
		Number	Number	Number		
Assistant engineer.....	\$2, 400. 00		1	1		
Miscellaneous and temporary labor.....	2. 80-6. 40					
Personal services:						
Salaries.....		\$225. 00	\$825. 00	\$662. 64		
Wages.....		3, 375. 00	2, 775. 00	2, 959. 19		
Other objects of expenditure:						
Contract.....		19, 835. 00	39, 835. 00	39, 913. 41		
Material.....		1, 500. 00	1, 500. 00	1, 407. 88		
Moving gas and electric poles.....		25. 00	25. 00	25. 00		
Moving trees.....		25. 00	25. 00	20. 87		
Civil service retirement and disability fund.....		15. 00	15. 00	11. 01		
Total.....		25, 000. 00	45, 000. 00	45, 000. 00		
Street improvements: For paving, repaving, grading, and otherwise improving streets, avenues, suburban roads, and suburban streets, respectively, including the maintenance of nonpassenger-carrying motor vehicles used in this work, as follows:						
Northwest: For paving Thirteenth Street, Buchanan Street to Crittenden Street, \$4,000.						
Northwest: For paving Thirty-fourth Street, Porter Street to Quebec Street, \$4,200.						
Northwest: For paving Oak Street, Odgen Street to Sixteenth Street, \$7,600.						
Northwest: For paving Seventh Street, Allison Street to Sherman Circle, \$6,100.						
Northwest: For paving Delafield Street, Eighth Street to Ninth Street, \$6,300.						
Northwest: For paving Ninth Street, Quincy Street to Rock Creek Church Road, \$4,300.						
Northwest: For paving Rock Creek Church Road, Georgia Avenue to Spring Road, \$5,600.						
Northwest: For paving Nicholson Street, west of Colorado Avenue, \$7,900.						

Estimates of appropriations required for the service of the fiscal year ending June 30, 1927—Continued

General object (title of appropriation), date of acts, references to Statutes at Large, or to Revised Statutes, and estimated amount required for each detailed object	Total amount to be appropriated under each head of appropriation	Amount appropriated for the fiscal year ending June 30, 1926
<i>Street and Road Improvement and Repair, District of Columbia—Continued.</i>		
Street improvements—Continued.		
Northwest: For paving Illinois Avenue, Grant Circle to Webster Street, \$2,400.		
Northwest: For paving Jenifer Street, east of Connecticut Avenue, \$2,400.		
Northeast: For paving Second Street, T Street to Rhode Island Avenue, \$2,000.		
Northeast: For paving Monroe Street, Twenty-second Street to Twenty-sixth Street, \$13,800.		
Northeast: For paving Franklin Street, Sixth Street to Seventh Street, \$7,200.		
Northeast: For paving Morse Street, Trinidad Avenue to Orren Street, \$2,500.		
Southeast: For paving W Street, Nichols Avenue to Fourteenth Street, \$11,300.		
Northwest: For paving Forty-fourth Street, Cathedral Avenue to Klinge Street, \$7,200.		
Northwest: For paving Cathedral Avenue, Forty-fourth Street to Tunlaw Road, \$6,600.		
Northwest: For paving Seventh Street, Decatur Street to Sherman Circle, \$1,600.		
Northwest: For paving Fourth Street, New Hampshire Avenue to Buchanan Street and west side of New Hampshire Avenue, Fourth Street to Buchanan Street, \$5,000.		
Northwest: For paving Cleveland Avenue, Cathedral Avenue to Garfield Street, \$14,000.		
Northwest: For paving First Street, Whittier Street to Van Buren Street, \$6,000.		
Northwest: For paving Thirteenth Street, Shepherd Street to Taylor Street, \$5,000.		
For grading, including necessary culverts, drains, and retaining walls, the following:		
Northwest: Audubon Terrace, Linnean Avenue to Broad Branch Road, \$15,000.		
Northwest: Western Avenue, Tenneyson Street to Thirty-third Street \$5,400.		
Northwest: Forty-sixth Street, Ellicott Street to Fessenden Street, \$1,500.		
Northwest: Forty-eighth Street, Davenport Street to Ellicott Street, \$1,700.		
Northwest: Forty-ninth Street, Chesapeake Street to Davenport Street, \$3,200.		
Northwest: Forty-sixth Street, Brandywine Street to Massachusetts Avenue and Brandywine Street, Forty-sixth Street to Forty-seventh Street, \$8,800.		
Northwest: Sheridan Street, Fourth Street to Fifth Street, \$3,400.		
Northwest: Fifth Street, Sheridan Street to Van Buren Street, \$4,000.		
Northwest: University Avenue, south of Massachusetts Avenue, \$7,000.		
Northeast: Division Avenue, Grant Street to Sheriff Road, \$7,000.		
Southeast: Streets in Barry Farm, \$5,000.		
Southeast: For grading Twenty-eighth Street from R Street southward to the southerly park driveway; along said driveway to W Street; Thirtieth Street and Thirty-first Street from Alabama Avenue to W Street and W Street from Thirtieth Street to Thirty-first Street, \$20,000.		
In all \$215,000 to be disbursed and accounted for as "Street improvements," and for that purpose shall constitute one fund, and shall be available immediately: <i>Provided</i> , That no part of such fund shall be used for the improvement of any street or section thereof not herein specified (<i>act Mar. 3, 1925, vol. 43, pp. 1222, 1223, 1224</i>)	\$215,000.00	\$399,750.00

	Estimated expenditures, 1927 appropriation	Estimated expenditures, 1926 appropriation	Expended and obligated, 1925
Personal services:			
Salaries.....	\$3,500.00	\$14,000.00	\$17,097.94
Wages.....	41,500.00	36,500.00	40,098.21
Other objects of expenditure:			
Contract.....	185,875.00	320,000.00	513,676.45
Construction material.....	15,000.00	20,000.00	23,112.86
Team hire.....	125.00	125.00	140.40
Moving gas and electric poles.....	200.00	200.00	209.50
Miscellaneous.....	900.00	963.00	1,120.49
Automobiles (repairs and parts).....	2,500.00	3,000.00	3,306.92
Moving catch basins and fire hydrants.....	600.00	700.00	788.14
Moving trees.....	800.00	1,000.00	1,099.14
Civil service retirement and disability fund.....		262.00	361.98
Gasoline.....	2,000.00	3,000.00	3,738.97
Total.....	215,000.00	399,750.00	605,650.00

Estimates of appropriations required for the service of the fiscal year ending June 30, 1927—Continued

General object (title of appropriation), date of acts, references to Statutes at Large, or to Revised Statutes, and estimated amount required for each detailed object	Total amount to be appropriated under each head of appropriation	Amount appropriated for the fiscal year ending June 30, 1926
<p><i>Street and Road Improvement and Repair, District of Columbia—Continued.</i></p> <p><i>Gasoline Tax Road and Street Improvements—Continued.</i></p> <p>For paving, repaving, grading, and otherwise improving streets, avenues, suburban roads and suburban streets, respectively, including personal services and the maintenance of motor vehicles used in this work, as follows, to be paid from the special fund created by section 1 of the act entitled "An act to provide for a tax on motor vehicle fuels sold within the District of Columbia, and for other purposes," approved April 23, 1924, and accretions by repayment of assessments.</p> <p>For paving, repaving, and surfacing, including curbing and gutters where necessary, the following:</p> <p>Northwest: Wisconsin Avenue, R Street to Thirty-fifth Street, \$13,000.</p> <p>Northwest: Pennsylvania Avenue (south side), Washington Circle to Twenty-fifth Street, \$5,000.</p> <p>Northwest: Pennsylvania Avenue (north side), Washington Circle to Twenty-sixth Street, \$18,000.</p> <p>Northwest: K Street, Twelfth Street to Connecticut Avenue, \$74,400.</p> <p>Northwest: K Street, Connecticut Avenue to Eighteenth Street, \$8,800.</p> <p>Northwest: Belmont Street, Fourteenth Street to Fifteenth Street, \$11,200.</p> <p>Northwest: Chapin Street, Fourteenth Street to Fifteenth Street, \$12,500.</p> <p>Northwest: K Street (south of street railway tracks), Seventh Street to Ninth Street, \$5,300.</p> <p>Northwest: Woodley Road, Cathedral Avenue to Wisconsin Avenue, \$52,700.</p> <p>Northwest: Ogden Street, Fourteenth Street to Spring Place, \$17,300.</p> <p>Southeast: Howard Road, end of concrete to Bolling Field, \$12,500.</p> <p>Southeast: Minnesota Avenue, Good Hope Road to Eighteenth Street, \$28,000.</p> <p>Northeast: Fourth Street, Central Avenue to Franklin Street, \$14,500.</p> <p>Southwest: M Street, Four-and-a-half Street to Water Street, \$9,500.</p> <p>Southeast: Third Street, C Street to D Street, \$3,300.</p> <p>Southeast: Fourteenth Street, Pennsylvania Avenue to K Street, \$10,300.</p> <p>Southeast: Ives Place, Fourteenth Street to Fifteenth Street, \$4,800.</p> <p>Southeast: G Street, Fourteenth Street to Fifteenth Street, \$8,200.</p> <p>Southeast: G Street, Sixteenth Street to Seventeenth Street, \$7,800.</p> <p>Southeast: D Street, Twelfth Street to Thirteenth Street, \$9,000.</p> <p>Southeast: Sixteenth Street, A Street to Massachusetts Avenue, \$15,900.</p> <p>Southeast: B Street, Fifteenth Street to Nineteenth Street, \$45,800.</p> <p>Southeast: Eighteenth Street, A Street to B Street, \$11,500.</p> <p>Northeast: Sixteenth Street, East Capitol Street to B Street, \$15,000.</p> <p>Northeast: B Street, Fifteenth Street to Sixteenth Street, \$9,000.</p> <p>Northeast: Fourteenth Place, North Carolina Avenue to D Street, \$9,500.</p> <p>Northeast: D Street, Fourteenth Street to Fifteenth Street, \$8,900.</p> <p>Northeast: L Street, Second Street to Sixth Street, \$25,000.</p> <p>Northeast: Orleans Place, Sixth Street to Seventh Street, \$4,000.</p> <p>Northeast: Morton Place, Sixth Street to Seventh Street, \$4,000.</p> <p>Northwest: S Street, Thirty-fifth Street to Thirty-sixth Street, \$5,600.</p> <p>Northwest: Illinois Avenue, Emerson Street to Gallatin Street, \$13,000.</p> <p>Northwest: Webster Street, Illinois Avenue to Second Street, \$16,900.</p> <p>Northwest: Fulton Street, Wisconsin Avenue to Thirty-ninth Street, \$14,500.</p> <p>Northwest: Thirty-fifth Street, Prospect Street to Wisconsin Avenue, \$75,000.</p> <p>For minor changes in roadways and sidewalks on plans to be approved by the commissioners, District of Columbia, to facilitate vehicular and pedestrian traffic, \$9,300.</p> <p>For construction of curbs and gutters and adjustment of roadways thereto, \$10,000.</p> <p>In all, \$620,000, to be disbursed and accounted for as "Gasoline tax road and street improvements" and for that purpose shall constitute one fund and be available immediately: <i>Provided</i>, That no part of such fund shall be used for the improvement of any street or section thereof not herein specified: <i>Provided further</i>, That assessments in accordance with existing law shall be made for paving and repaving roadways where such roadways are paved or repaved with funds derived from the collection of the tax on motor vehicle fuels: <i>Provided further</i>, That any projects or portions of projects chargeable to the fund during the fiscal year 1925 and subsequent fiscal years and uncompleted at the close of those years shall be a continuing charge upon the fund until completed and shall, except in so far as conditions beyond the control of the commissioners prevent, be given priority over projects subsequently made a charge upon such fund.</p>	\$620, 000. 00	\$812, 000. 00

Estimates of appropriations required for the service of the fiscal year ending June 30, 1927—Continued

General object (title of appropriation), date of acts, references to Statutes at Large, or to Revised Statutes, and estimated amount required for each detailed object					Total amount to be appropriated under each head of appropriation	Amount appropriated for the fiscal year ending June 30, 1926
Street and Road Improvement and Repair, District of Columbia—Continued. Gasoline Tax Road and Street Improvements—Continued.						
	Rate	Estimated expenditures, 1927 appropriation	Estimated expenditures, 1926 appropriation	Expended and obligated, 1925		
		Number	Number	Number		
Assistant engineer.....per annum	\$2,400.00-\$3,300.00		3	3		
Computers.....do	1,500.00-2,500.00		4	4		
Overseers.....do	1,680.00-1,860.00	5	5	5		
Inspectors.....do	1,680.00-1,860.00	2	2	2		
Copyist.....do	1,680.00		1	1		
Plumbers.....per diem	5.36-8.40	2	2	2		
Blacksmiths and helpers.....do	3.84-6.40	5	5	4		
Carpenters.....do	5.36-6.40	2	2	2		
Auto mechanic.....do	4.48-6.40	2	2	1		
Auto drivers.....do	3.44-4.40	12	9	8		
Rollermen.....do	4.88-5.84	1	1			
Pavers.....do	4.00-4.96	10	8	8		
Miscellaneous and temporary labor.....per diem	2.80-4.40					
Personal services:						
Salaries.....		\$3,100.00	\$11,100.00	\$9,696.62		
Wages.....		71,900.00	57,900.00	53,729.86		
Other objects of expenditure:						
Contract work.....		417,750.00	650,725.00	423,090.55		
Construction material.....		75,000.00	50,000.00	31,044.08		
Moving trees.....		5,000.00	4,000.00	3,461.81		
Moving gas and electric poles.....		200.00	150.00	98.00		
Hire of teams.....		1,500.00	1,000.00	702.00		
Moving catch basins and fire hydrants.....		12,000.00	10,000.00	9,642.50		
Motor trucks.....				2,379.65		
Lumber, hardware, etc.....		20,000.00	18,000.00	16,443.94		
Civil service retirement and disability fund.....			225.00	192.23		
Gasoline.....		150.00	100.00	98.73		
Auto repairs.....		400.00	300.00	228.59		
Water mains, etc.....				66,489.58		
Replace sewer.....				6,537.46		
Outlet sewer.....				19,144.68		
Miscellaneous.....		13,000.00	8,500.00	1,870.23		
Balance (contract).....				644,850.51		
Total.....		620,000.00	812,000.00	212,630.96		
Grading, streets, alleys and roads: For labor, purchase and repair of carts, tools or hire of same, and horses (<i>act Mar. 3, 1925, vol. 43, p. 1226</i>).....					\$50,000.00	\$52,700.00
		Estimated expenditures, 1927 appropriation	Estimated expenditures, 1926 appropriation	Expended and obligated, 1925		
Personal services (wages).....		\$17,500.00	\$19,400.00	\$17,192.44		
Other objects of expenditures:						
Contract.....		30,665.00	31,485.00	30,319.29		
Moving trees.....		900.00	900.00	890.80		
Moving electric poles.....		35.00	40.00	35.00		
Hire of teams.....		900.00	875.00	874.60		
Balance.....				49,312.13		
Total.....		50,000.00	52,700.00	687.87		
Condemnation: For purchase or condemnation of streets, roads, and alleys (<i>same act</i>).....					1,000.00	1,000.00
		Estimated expenditures, 1927 appropriation	Estimated expenditures, 1926 appropriation	Expended and obligated, 1925		
Court fees, etc.....		\$1,000.00	\$1,000.00	\$338.77		
Balance.....				663.23		
Total.....		1,000.00	1,000.00	1,000.00		

Estimates of appropriations required for the service of the fiscal year ending June 30, 1927—Continued

General object (title of appropriation), date of acts, references to Statutes at Large, or to Revised Statutes, and estimated amount required for each detailed object	Total amount to be appropriated under each head of appropriation	Amount appropriated for the fiscal year ending June 30, 1926
--	--	--

Street and Road Improvement and Repair, District of Columbia—Continued.

For the condemnation of small park areas at the intersection of streets, avenues, or roads in the District of Columbia, to be selected by the commissioners (act Mar. 3, 1925, vol. 43, p. 1226) -----

\$5, 000. 00

\$5, 000. 00

	Estimated expenditures, 1927 appropriation	Estimated expenditures, 1926 appropriation	Expended and obligated, 1925
Amount expended (court fees, etc.) -----			\$3. 35
Purchase of land -----			912. 74
Balance -----			916. 09
			4, 083. 91
Total -----	\$5, 000. 00	\$5, 000. 00	5, 000. 00

To carry out the provisions contained in the District of Columbia appropriation act for the fiscal year 1914 which authorize the commissioners to open, extend, or widen any street, avenue, road, or highway, except Fourteenth Street extension and Piney Branch Road extension, to conform with the plan of the permanent system of highways in that portion of the District of Columbia outside of the cities of Washington and Georgetown, there is appropriated such sum as is necessary for said purpose during the fiscal year [1926] 1927, to be paid wholly out of the revenues of the District of Columbia: *Provided*, That the authority given in the act of 1914 is not hereby in any way extended (act Mar. 4, 1913, vol. 37, p. 9, sec. 1; Mar. 3, 1925, vol. 43, p. 1227).

Repairs: For current work of repairs of streets, avenues, and alleys, including resurfacing and repairs to asphalt pavements with the same or other not inferior material, and including the maintenance of nonpassenger-carrying motor vehicles used in this work, [\$800,000] \$600,000, to be immediately available. This appropriation shall be available for repairing pavements of street railways when necessary; the amounts thus expended shall be collected from such railroad companies as provided by section 5 of "An act providing a permanent form of government for the District of Columbia," approved June 11, 1878, and shall be deposited to the credit of the appropriation for the fiscal year in which they are collected.

600, 000. 00

800, 000. 00

[The authority given the commissioners in the District of Columbia appropriation act approved March 2, 1907, to make such changes in the lines of the curb of Pennsylvania Avenue and its intersecting streets in connection with their resurfacing as they may consider necessary and advisable is made applicable to such other streets and avenues as may be improved under appropriations contained in this act] (same act).

The Commissioners of the District of Columbia are authorized and empowered, in their discretion, to fix or alter the respective widths of sidewalks and roadways (including tree spaces and parking) of all highways that may be improved under appropriations contained in this or preceding acts.

	Rate	Estimated expenditures, 1927 appropriation	Estimated expenditures, 1926 appropriation	Expended and obligated, 1925
		Number	Number	Number
Assistant engineer.....per annum.....	\$2, 400. 00-\$3, 300. 00		3	3
Computers.....do.....	1, 500. 00- 2, 500. 00		4	4
Overseers.....do.....	1, 680. 00- 1, 860. 00		5	5
Inspectors.....do.....	1, 500. 00- 2, 400. 00	2	2	2
Copyist.....do.....	1, 680. 00		1	1
Plumbers.....per diem.....	5. 36-6. 40	2	2	2
Blacksmiths and helpers.....do.....	3. 84-6. 40	5	5	4
Carpenters.....do.....	5. 36-6. 40	2	2	2
Auto mechanic.....do.....	4. 48-6. 40	2	2	1
Auto drivers.....do.....	3. 44-4. 40	12	9	8
Roller man.....do.....	4. 88-5. 84	1	1	
Pavers.....do.....	4. 00-4. 96	10	8	8
Miscellaneous and temporary labor.....per diem.....	2. 80-4. 40			
Personal services:				
Salaries.....		\$1, 250. 00	\$19, 950. 00	\$17, 861. 58
Wages.....		352, 550. 00	370, 483. 00	367, 136. 10
Other objects of expenditures:				
Contract work.....		100, 000. 00	250, 000. 00	155, 679. 24
Construction material.....		85, 000. 00	95, 000. 00	83, 921. 46
Hire of teams.....		6, 000. 00	6, 000. 00	5, 943. 18
Broken stone and freight.....		6, 000. 00	6, 000. 00	5, 770. 44
Wood, coal, and fuel oil.....		7, 000. 00	7, 000. 00	6, 341. 43
Hauling stone, etc.....		600. 00	1, 000. 00	524. 71
Miscellaneous supplies (tools, instruments, etc).....		5, 000. 00	6, 000. 00	4, 747. 77
Hardware, lumber, and plumber supplies.....		8, 000. 00	9, 000. 00	7, 018. 25
Auto trucks and parts.....		7, 500. 00	8, 000. 00	7, 274. 07
Automobiles (repairs and parts).....		4, 000. 00	4, 000. 00	3, 611. 78

Estimates of appropriations required for the service of the fiscal year ending June 30, 1927—Continued

General object (title of appropriation), date of acts, references to Statutes at Large, or to Revised Statutes, and estimated amount required for each detailed object				Total amount to be appropriated under each head of appropriation	Amount appropriated for the fiscal year ending June 30, 1926
Street and Road Improvement and Repair, District of Columbia—Continued.					
	Estimated expenditures, 1927 appropriation	Estimated expenditures, 1926 appropriation	Expended and obligated, 1925		
Other objects of expenditures—Continued.					
Gas and electricity.....	\$250.00	\$250.00	\$211.04		
Auto allowance.....			312.00		
Removing trees.....	200.00	200.00	96.57		
Printing and blue-printing.....	150.00	150.00	120.00		
Construction of catch basins.....	3,000.00	3,000.00	2,811.21		
Traveling expenses.....			233.24		
Kerosene oil.....	1,500.00	1,500.00	1,173.00		
Asphalt plant (repairs and parts).....	2,000.00	2,000.00	1,550.14		
Gasoline and oil.....	9,000.00	9,000.00	7,387.62		
Portable boiler (asphalt plant).....			3,044.00		
Steam roller and parts.....	1,000.00	1,000.00	1,165.60		
Civil service retirement and disability fund.....		467.00	428.78		
Transfers ¹			84,785.98		
Balance.....			599,566.29		
Total.....	600,000.00	800,000.00	600,000.00		
¹ The transfers result almost entirely from the operation of the municipal asphalt plant, which is an activity specifically authorized by law to be done by day labor. Included in this field of work is the replacement of all asphalt surfaces over cuts made by individuals and corporations (including all public service ones) cost of this work to be paid from "Repairs to streets" and reimbursed from proper deposits.					
For construction and repair of sidewalks and curbs around public reservations and municipal and United States buildings (<i>acts Mar. 4, 1915, vol. 37, p. 9, sec. 1; Mar. 3, 1925, vol. 43, p. 1227</i>).....				\$15,000.00	\$15,000.00
	Estimated expenditures, 1927 appropriation	Estimated expenditures, 1926 appropriation	Expended and obligated, 1925		
Personal services:					
Salary.....		\$900.00			
Wages.....	\$2,400.00	1,500.00	\$1,522.77		
Other objects of expenditure:					
Hire of teams.....	80.00	80.00	79.20		
Contract work.....	10,020.00	10,020.00	10,718.11		
Material.....	2,500.00	2,500.00	2,679.92		
	15,000.00	15,000.00	15,000.00		
For current work of repairs to suburban roads and suburban streets, including maintenance of nonpassenger-carrying motor vehicles (<i>same act</i>).....				295,000.00	297,500.00
	Rate	Estimated expenditures, 1927 appropriation	Estimated expenditures, 1926 appropriation	Expended and obligated, 1925	
		Number	Number	Number	
Assistant engineer.....per annum.....	\$2,200.00-\$3,300.00		3	3	
Computers.....do.....	1,500.00-2,500.00		4	4	
Carpenter.....per diem.....	5.20-6.40	1	1	1	
Blacksmiths and helpers.....do.....	5.20-6.40	4	4	4	
Curb setters.....do.....	4.56-5.40	1	1	1	
Rollerman.....do.....	4.88-5.84	6	6	4	
Pavers.....do.....	4.00-4.96	6	6	6	
Auto mechanics.....do.....	4.88-6.40	3	3	2	
Miscellaneous and temporary labor:					
Personal services—					
Salaries.....	\$1,740.00	\$9,040.00	\$8,876.35		
Wages.....	186,260.00	178,260.00	169,990.04		
Other objects of expenditure:					
Construction material.....	37,100.00	35,000.00	32,632.30		
Broken stone and freight.....	22,000.00	19,500.00	18,603.14		
Gasoline and oil.....	4,000.00	4,500.00	4,459.92		
Furnishing and hauling cinders.....	15,000.00	16,000.00	15,841.00		
Hire of teams.....	6,000.00	6,500.00	6,559.20		
Coal and wood.....	1,000.00	1,000.00	907.69		
Gas and electricity.....	240.00	240.00	231.32		
Repairs to steam roller, etc.....	2,000.00	2,000.00	2,012.62		
Hardware, lumber, etc.....	1,000.00	1,500.00	1,035.38		
Miscellaneous supplies (tools, implements, etc.).....	2,077.00	2,377.00	1,944.88		
Civil service retirement and disability fund.....	183.00	183.00	182.41		
Machinery.....	6,000.00	10,000.00	444.00		
Kerosene oil.....	400.00	400.00			
Automobiles and trucks (repairs and parts).....	10,000.00	11,000.00	11,062.76		
Balance.....			274,783.01		
Total.....	295,000.00	297,500.00	275,000.00		

Estimates of appropriations required for the service of the fiscal year ending June 30, 1927—Continued

General object (title of appropriation), date of acts, references to Statutes at Large, or to Revised Statutes, and estimated amount required for each detailed object				Total amount to be appropriated under each head of appropriation	Amount appropriated for the fiscal year ending June 30, 1926
Street and Road Improvement and Repair, District of Columbia—Continued. <i>For the purchase or condemnation of a site or sites for stables, shops, and store-rooms of the engineer department, and for the preparation of plans and estimates of cost for the construction and equipment of buildings to be erected thereon, \$152,500, of which not to exceed \$2,500 shall be available only for the preparation of plans and estimates of cost (submitted)</i> -----				\$152,500. 00	
			Estimated expenditures, 1927 appropriation		
Purchase or condemnation of land.....			\$150,000		
Preparation of plans and estimates of cost.....			2,500		
			152,500		
 <i>For replacing fender and cluster piles, curbs, and strakes, including necessary repairs to concrete substructure at the District fish wharf (submitted)</i> -----				10,000. 00	
			Estimated expenditures, 1927 appropriation		
Wages.....			\$3,200		
Material.....			1,800		
Contract work.....			5,000		
Total.....			10,000		
 Bridges: For construction and repair of bridges, including maintenance of nonpassenger-carrying motor vehicles (same act) -----				40,000. 00	\$28,688. 00
	Rate	Estimated expenditures, 1927 appropriation	Estimated expenditures, 1926 appropriation	Expended and obligated, 1925	
		Number	Number	Number	
Assistant engineer..... per annum.....	\$2,500. 00		1	1	
Bridge overseer..... do.....	2,200. 00		1	1	
Carpenters..... per diem.....	5.36-6.40	1	1	1	
Miscellaneous and temporary labor.....	3.68-6.40				
Personal services:					
Salaries.....			\$3,000. 00	\$2,366. 64	
Wages.....		\$27,000. 00	17,500. 00	18,947. 77	
Other objects of expenditure:					
Construction material.....*	800. 00		600. 00	590. 00	
Major repairs (lumber, etc.).....	11,000. 00		6,698. 00	6,572. 01	
Miscellaneous supplies.....	1,000. 00		700. 00	738. 91	
Auto allowance.....				300. 00	
Gas and electricity.....	100. 00		90. 00	94. 22	
Gasoline.....	25. 00		25. 00	18. 00	
Civil service retirement and disability fund.....	75. 00		75. 00	59. 07	
Balance.....				29,586. 62	
				413. 38	
Total.....		40,000. 00	28,688. 00	30,000. 00	

Estimates of appropriations required for the service of the fiscal year ending June 30, 1927—Continued

General object (title of appropriation), date of acts, references to Statutes at Large, or to Revised Statutes, and estimated amount required for each detailed object	Total amount to be appropriated under each head of appropriation	Amount appropriated for the fiscal year ending June 30, 1926																																																																																																								
<p><i>Street and Road Improvement and Repair, District of Columbia—Continued.</i></p> <p>Highway Bridge across Potomac River: For personal services in accordance with the Classification Act of 1923 [\$9,360] \$9,720; labor, [\$1,600] \$1,920; power, miscellaneous supplies, and expenses of every kind necessarily incident to the operation and maintenance of the bridge and approaches, [\$7,640] \$7,760; in all [\$18,600] (acts Mar. 4, 1913, vol. 37, p. 9, sec. 1; Mar. 3, 1925, vol. 43, p. 1227).....</p>	\$19,400.00	\$18,600.00																																																																																																								
<table><tr><td></td><td>Estimated expenditures, 1927 appropriation</td><td>Estimated expenditures, 1926 appropriation</td><td>Expended and obligated, 1925</td></tr><tr><td>Salaries:</td><td></td><td></td><td></td></tr><tr><td>Custodial service—</td><td></td><td></td><td></td></tr><tr><td>Grade 4, \$1,140 to \$1,500; average, \$1,320—</td><td>Average—</td><td>Average—</td><td>Average—</td></tr><tr><td>Undermechanic.....</td><td>No. Salary</td><td>No. Salary</td><td>No. Salary</td></tr><tr><td>Grade 3, \$1,020 to \$1,260; average, \$1,140—</td><td>4 \$1,290.00</td><td>4 \$1,260.00</td><td>4 \$1,200.00</td></tr><tr><td>Guards (watchmen).....</td><td>4 1,140.00</td><td>4 1,080.00</td><td>4 1,020.00</td></tr><tr><td>Total average number of employees.....</td><td>8</td><td>8</td><td>8</td></tr><tr><td>Total salaries.....</td><td>9,720.00</td><td>9,360.00</td><td>8,880.00</td></tr><tr><td>The difference between 1927 and 1926 is due to increase in salaries, \$860.</td><td></td><td></td><td></td></tr><tr><td>Personal services:</td><td></td><td></td><td></td></tr><tr><td>Salaries.....</td><td></td><td>1,000.00</td><td>440.00</td></tr><tr><td>Wages.....</td><td>3,725.00</td><td>2,605.00</td><td>3,132.07</td></tr><tr><td>Other objects of expenditure:</td><td></td><td></td><td></td></tr><tr><td>Miscellaneous supplies, etc.....</td><td>500.00</td><td>500.00</td><td>525.73</td></tr><tr><td>Coal.....</td><td>135.00</td><td>135.00</td><td>132.03</td></tr><tr><td>Contract work.....</td><td>3,200.00</td><td>3,200.00</td><td>3,180.79</td></tr><tr><td>Civil service retirement and disability fund.....</td><td>25.00</td><td>25.00</td><td>11.00</td></tr><tr><td>Channel lights.....</td><td>145.00</td><td>145.00</td><td>142.80</td></tr><tr><td>Ice.....</td><td>30.00</td><td>30.00</td><td>29.54</td></tr><tr><td>Balance.....</td><td></td><td></td><td>7,593.96</td></tr><tr><td></td><td></td><td></td><td>46.04</td></tr><tr><td>Expenses.....</td><td>7,760.00</td><td>7,640.00</td><td>7,640.00</td></tr><tr><td>Salaries.....</td><td>9,720.00</td><td>9,360.00</td><td>8,880.00</td></tr><tr><td>Labor.....</td><td>1,920.00</td><td>1,600.00</td><td>1,600.00</td></tr><tr><td>Total.....</td><td>19,400.00</td><td>18,600.00</td><td>18,120.00</td></tr></table>		Estimated expenditures, 1927 appropriation	Estimated expenditures, 1926 appropriation	Expended and obligated, 1925	Salaries:				Custodial service—				Grade 4, \$1,140 to \$1,500; average, \$1,320—	Average—	Average—	Average—	Undermechanic.....	No. Salary	No. Salary	No. Salary	Grade 3, \$1,020 to \$1,260; average, \$1,140—	4 \$1,290.00	4 \$1,260.00	4 \$1,200.00	Guards (watchmen).....	4 1,140.00	4 1,080.00	4 1,020.00	Total average number of employees.....	8	8	8	Total salaries.....	9,720.00	9,360.00	8,880.00	The difference between 1927 and 1926 is due to increase in salaries, \$860.				Personal services:				Salaries.....		1,000.00	440.00	Wages.....	3,725.00	2,605.00	3,132.07	Other objects of expenditure:				Miscellaneous supplies, etc.....	500.00	500.00	525.73	Coal.....	135.00	135.00	132.03	Contract work.....	3,200.00	3,200.00	3,180.79	Civil service retirement and disability fund.....	25.00	25.00	11.00	Channel lights.....	145.00	145.00	142.80	Ice.....	30.00	30.00	29.54	Balance.....			7,593.96				46.04	Expenses.....	7,760.00	7,640.00	7,640.00	Salaries.....	9,720.00	9,360.00	8,880.00	Labor.....	1,920.00	1,600.00	1,600.00	Total.....	19,400.00	18,600.00	18,120.00		
	Estimated expenditures, 1927 appropriation	Estimated expenditures, 1926 appropriation	Expended and obligated, 1925																																																																																																							
Salaries:																																																																																																										
Custodial service—																																																																																																										
Grade 4, \$1,140 to \$1,500; average, \$1,320—	Average—	Average—	Average—																																																																																																							
Undermechanic.....	No. Salary	No. Salary	No. Salary																																																																																																							
Grade 3, \$1,020 to \$1,260; average, \$1,140—	4 \$1,290.00	4 \$1,260.00	4 \$1,200.00																																																																																																							
Guards (watchmen).....	4 1,140.00	4 1,080.00	4 1,020.00																																																																																																							
Total average number of employees.....	8	8	8																																																																																																							
Total salaries.....	9,720.00	9,360.00	8,880.00																																																																																																							
The difference between 1927 and 1926 is due to increase in salaries, \$860.																																																																																																										
Personal services:																																																																																																										
Salaries.....		1,000.00	440.00																																																																																																							
Wages.....	3,725.00	2,605.00	3,132.07																																																																																																							
Other objects of expenditure:																																																																																																										
Miscellaneous supplies, etc.....	500.00	500.00	525.73																																																																																																							
Coal.....	135.00	135.00	132.03																																																																																																							
Contract work.....	3,200.00	3,200.00	3,180.79																																																																																																							
Civil service retirement and disability fund.....	25.00	25.00	11.00																																																																																																							
Channel lights.....	145.00	145.00	142.80																																																																																																							
Ice.....	30.00	30.00	29.54																																																																																																							
Balance.....			7,593.96																																																																																																							
			46.04																																																																																																							
Expenses.....	7,760.00	7,640.00	7,640.00																																																																																																							
Salaries.....	9,720.00	9,360.00	8,880.00																																																																																																							
Labor.....	1,920.00	1,600.00	1,600.00																																																																																																							
Total.....	19,400.00	18,600.00	18,120.00																																																																																																							
<p>Anacostia River Bridge: For employees, miscellaneous supplies, and expenses of every kind necessary to operation and maintenance of the bridge (<i>same act</i>).....</p>	6,900.00	4,500.00																																																																																																								
<table><tr><td></td><td>Estimated expenditures, 1927 appropriation</td><td>Estimated expenditures, 1926 appropriation</td><td>Expended and obligated, 1925</td></tr><tr><td>Personal services (wages).....</td><td>\$3,000.00</td><td>\$3,000.00</td><td>\$2,802.89</td></tr><tr><td>Other objects of expenditure:</td><td></td><td></td><td></td></tr><tr><td>Repairs to draw.....</td><td></td><td></td><td>1,259.42</td></tr><tr><td>Electricity.....</td><td>110.00</td><td>110.00</td><td>107.66</td></tr><tr><td>Ice.....</td><td>15.00</td><td>15.00</td><td>14.42</td></tr><tr><td>Civil service retirement and disability fund.....</td><td>75.00</td><td>75.00</td><td>70.08</td></tr><tr><td>Coal.....</td><td>60.00</td><td>60.00</td><td>53.12</td></tr><tr><td>Miscellaneous supplies and repairs.....</td><td>1,200.00</td><td>1,240.00</td><td>94.73</td></tr><tr><td>Painting.....</td><td>2,440.00</td><td></td><td></td></tr><tr><td>Balance.....</td><td></td><td></td><td>4,402.32</td></tr><tr><td></td><td></td><td></td><td>97.68</td></tr><tr><td>Total.....</td><td>6,900.00</td><td>4,500.00</td><td>4,500.00</td></tr></table>		Estimated expenditures, 1927 appropriation	Estimated expenditures, 1926 appropriation	Expended and obligated, 1925	Personal services (wages).....	\$3,000.00	\$3,000.00	\$2,802.89	Other objects of expenditure:				Repairs to draw.....			1,259.42	Electricity.....	110.00	110.00	107.66	Ice.....	15.00	15.00	14.42	Civil service retirement and disability fund.....	75.00	75.00	70.08	Coal.....	60.00	60.00	53.12	Miscellaneous supplies and repairs.....	1,200.00	1,240.00	94.73	Painting.....	2,440.00			Balance.....			4,402.32				97.68	Total.....	6,900.00	4,500.00	4,500.00																																																						
	Estimated expenditures, 1927 appropriation	Estimated expenditures, 1926 appropriation	Expended and obligated, 1925																																																																																																							
Personal services (wages).....	\$3,000.00	\$3,000.00	\$2,802.89																																																																																																							
Other objects of expenditure:																																																																																																										
Repairs to draw.....			1,259.42																																																																																																							
Electricity.....	110.00	110.00	107.66																																																																																																							
Ice.....	15.00	15.00	14.42																																																																																																							
Civil service retirement and disability fund.....	75.00	75.00	70.08																																																																																																							
Coal.....	60.00	60.00	53.12																																																																																																							
Miscellaneous supplies and repairs.....	1,200.00	1,240.00	94.73																																																																																																							
Painting.....	2,440.00																																																																																																									
Balance.....			4,402.32																																																																																																							
			97.68																																																																																																							
Total.....	6,900.00	4,500.00	4,500.00																																																																																																							

Estimates of appropriations required for the service of the fiscal year ending June 30, 1927—Continued

General object (title of appropriation), date of acts, references to Statutes at Large, or to Revised Statutes, and estimated amount required for each detailed object	Total amount to be appropriated under each head of appropriation	Amount appropriated for the fiscal year ending June 30, 1926
--	--	--

Street and Road Improvement and Repair, District of Columbia—Continued.

Francis Scott Key Bridge: For miscellaneous supplies and expenses of every kind necessarily incident to the maintenance of the bridge and approaches, including personal services (*acts Mar. 4, 1913, vol. 37, p. 9, sec. 1; Mar. 3, 1925, vol. 43, p. 1227*)

\$2, 000. 00

\$2, 000. 00

	Estimated expenditures, 1927 appropriation	Estimated expenditures, 1926 appropriation	Expended and obligated, 1925
Personal services:			
Salary.....		\$400. 00	\$440. 00
Wages.....	\$1, 252. 00	1, 252. 00	729. 99
Other objects of expenditure:			
Coal.....	15. 00	15. 00	14. 08
Miscellaneous supplies.....	643. 00	243. 00	32. 99
Civil service retirement and disability fund.....	10. 00	10. 00	11. 00
Electricity.....	80. 00	80. 00	79. 67
Reserve.....			1, 307. 73
			100. 00
Balance.....			1, 407. 73
			592. 27
Total.....	2, 000. 00	2, 000. 00	2, 000. 00

Trees and parkings: For contingent expenses, including laborers, trimmers, nurserymen, repairmen, teamsters, hire of carts, wagons, or motor trucks, trees, tree boxes, tree stakes, tree straps, tree labels, planting and care of trees on city and suburban streets, care of trees, tree spaces, *purchase and maintenance of nonpassenger-carrying motor vehicles, and miscellaneous items (act Mar. 3, 1925, vol. 43, p. 1227)*

78, 000. 00

78, 000. 00

	Estimated expenditures, 1927 appropriation	Estimated expenditures, 1926 appropriation	Expended and obligated, 1925
Salaries:			
Clerical, administrative, and fiscal service—			
Grade 4, \$1,680 to \$2,040; average, \$1,860—	Average—	Average—	Average—
Clerk (reallocated from grade 3).....	No. Salary	No. Salary	No. Salary
Grade 7, \$2,400 to \$3,000; average, \$2,700—	1 1,860	1 1,860	1 1,860
Inspector of claims.....	1 2,600	1 2,600	1 2,400
Wages:			
Automechanic..... per diem.....	1 \$4. 72	1 4. 72	1 4. 48
Storekeeper..... do.....	1 4. 48	1 4. 48	1 4. 48
Watchmen..... do.....	2 3. 04	2 3. 04	2 3. 04
Miscellaneous and temporary labor..... do.....	4. 48-3. 28		
Personal services:			
Salaries.....		2, 068. 00	2, 052. 00
Wages.....	53, 000. 00	52, 940. 00	48, 939. 08
Other objects of expenditure:			
Hired teams (double and single and horse).....	7, 000. 00	6, 400. 00	6, 407. 83
Hired motor trucks.....	4, 000. 00	3, 700. 00	3, 672. 50
Equipment and materials.....	13, 000. 00	12, 392. 00	18, 529. 80
Paving abandoned tree spaces.....	1, 000. 00	500. 00	244. 63
Unexpended balance of appropriation.....			2, 894. 60
Total.....	78, 000. 00	78, 000. 00	82, 740. 54
By appropriation "Trees and parking, District of Columbia, 1925".....			75, 000. 00
By repayment to above appropriation.....			7, 740. 54
Total.....			82, 740. 54

Statement of the number of horses, vehicles, and auto trucks hired, and the sums paid for same from the appropriation for "Trees and parking, District of Columbia, 1925"

HORSES AND VEHICLES HIRED

	Average number	Rate per day	Number of days	Amount paid
Double team.....	3	\$7. 20	796	\$5, 731. 20
Single team.....	1	4. 70	102 $\frac{3}{4}$	482. 91
Horse.....	1	1. 50	126	189. 00

AUTO TRUCKS HIRED

Kind of truck	Average number	Rate per day	Number of days	Amount paid
3-ton.....	2	\$10. 00	367 $\frac{1}{4}$	\$3, 672. 50

Unit cost of removing trees.....	\$3. 29
Unit cost of planting trees.....	9. 10
Unit cost of trimming trees.....	. 82
Unit cost of spraying trees.....	. 045

Estimates of appropriations required for the service of the fiscal year ending June 30, 1927—Continued

General object (title of appropriation), date of acts, references to Statutes at Large, or to Revised Statutes, and estimated amount required for each detailed object				Total amount to be appropriated under each head of appropriation	Amount appropriated for the fiscal year ending June 30, 1926
Street and Road Improvement and Repair, District of Columbia—Continued. Public convenience stations: For maintenance of public convenience stations, including compensation of necessary employees (<i>act Mar. 3, 1925, vol. 43, p. 1228</i>)				\$35,000.00	\$28,000.00
	Estimated expenditures, 1927 appropriation	Estimated expenditures, 1926 appropriation	Expended and obligated, 1925		
	<i>Average</i> No. Salary	<i>Average</i> No. Salary	<i>Average</i> No. Salary		
Attendants.....	8 \$3.50	6 \$3.50	2 \$3.40		
Do.....	3 3.00	3 3.00	4 3.25		
Do.....	10 2.75	8 2.75	3 3.00		
Do.....			2 2.60		
Do.....			6 2.50		
Repairs and supplies.....	10,490.00	8,240.00	9,380.00		
Total number of employees.....	21	17	17		
Total.....	35,000.00	28,000.00	23,000.00		
[For a new public convenience station, numbered 5, to be located at the northeast corner of Ninth and F Streets NW., \$15,000, plus the unexpended balance of the appropriation now available for a public convenience station in Eighth Street NW., south of F Street NW.]					15,000.00
Total, street and road improvement and repair.....				2,469,800.00	2,900,738.00
Sewers, District of Columbia— For cleaning and repairing sewers and basins, including [the purchase of three motor trucks at not to exceed \$650 each] the purchase of [three] one motor truck[s] at not to exceed \$4,000, [each] the replacement of one motor truck at not to exceed \$650, [and the replacement of two motor trucks at not to exceed \$4,000 each]; for operation and maintenance of the sewage pumping service, including repairs to boilers, machinery, and pumping stations, and employment of mechanics and laborers, purchase of coal, oils, waste, and other supplies, and for the maintenance of nonpassenger-carrying motor vehicles used in this work (<i>act Mar. 3, 1925, vol. 43, p. 1228</i>)				260,000.00	258,950.00
	Estimated expenditures, 1927	Estimated expenditures, 1926	Expended and obligated, 1925		
	<i>Number</i>	<i>Number</i>	<i>Number</i>		
Assistant engineers, 2 at \$3,100.....		2	2		
Overseer, 1 at \$1,920.....		1	1		
Inspector, 1 at \$1,860.....		1	1		
Computers, \$1,380 to \$2,400.....		15	15		
Draftsman, 1 at \$1,380.....		1	1		
Copyist, \$1,140 to \$1,650.....		1	1		
Carpenter, 1 at \$7.04.....	2	1	1		
Machinists, 2 at \$7.04; 1 at \$6.32.....	3	3	3		
Blacksmith, 1 at \$7.04.....	1	1	1		
Auto mechanic, 1 at \$7.04.....	1	1	1		
First class steam engineer, 1 at \$7.04.....	1	1	1		
Steamfitters, 1 at \$7.04; 1 at \$6.32; 1 at \$5.60.....	3	3	3		
Painters, 1 at \$7.04; 1 at \$6.32.....	2	2	2		
Electricians, 1 at \$7.04; 1 at \$6.32.....	2	2	2		
Pilot, 1 at \$4.72.....	1	1	1		
Gardener, 1 at \$4.72.....	1	1	1		
Screenmen, 3 at \$4.24; 3 at \$3.76.....	6	6	6		
Storekeeper, 1 at \$4.40.....	1	1	2		
Trade helpers, 7 at \$4.40.....	7	7	7		
Oilers, 3 at \$3.20.....	3	3	3		
Bricklayers, 1 at \$6.43; 1 at \$6.40.....	12	11	11		
Auto truck drivers, \$4 to \$4.40.....	16	14	10		
Auto drivers, 1 at \$3.34; 3 at \$3.76.....	4	4	4		
Skilled laborers, \$4.08 to \$4.48.....	44	36	48		
Laborers, \$3.28 to \$4.....	30	32	22		
Wages.....	\$187,506.92	\$182,513.98	\$181,414.44		
Construction material.....	5,794.74	2,500.00	5,393.30		
Coal.....	24,130.15	19,597.00	26,942.28		
Oils and waste.....	2,000.00	2,000.00	1,757.81		
Supplies, tools, and equipment.....	33,418.19	32,577.72	33,841.13		
Purchase and exchange of motor vehicles.....	4,650.00	17,342.00	9,599.08		
Repaing.....	1,000.00	500.00	770.06		
Allotted engineer department, stables.....			3,362.61		
Allotted other departments for salaries.....	1,500.00	1,919.30	1,919.30		
Total.....	260,000.00	258,950.00	265,000.00		

1 Part time.

Estimates of appropriations required for the service of the fiscal year ending June 30, 1927—Continued

General object (title of appropriation), date of acts, references to Statutes at Large, or to Revised Statutes, and estimated amount required for each detailed object				Total amount to be appropriated under each head of appropriation	Amount appropriated for the fiscal year ending June 30, 1926
Sewers, District of Columbia—Continued. For main and pipe sewers and receiving basins (<i>act Mar. 3, 1925, vol. 43, p. 1228</i>)				\$175,000.00	\$150,000.00
	Estimated expenditures, 1927 appropriation	Estimated expenditures, 1926 appropriation	Expended and obligated, 1925		
	Number	Number	Number		
Overseer, 1 at \$2,700.....		1	1		
Computers, \$1,680 to \$2,400.....		1	7		
Copyist, 1 at \$1,500.....		1	1		
Inspector, 1 at \$1,380.....		1	1		
Draftsmen, \$1,320 to \$2,500.....		1	5		
Motor truck drivers, 3 at \$4.00; 2 at \$4.08.....	5	5	3		
Bricklayers, 1 at \$7.04; 1 at \$7.12.....	2	2	1		
Cement finisher, 1 at \$4.24.....	1	1	1		
Trench bracer, 1 at \$5.12.....	1	1	1		
Pipe layer, 1 at \$4.48.....	1	1	1		
Skilled laborers, \$4.08 to \$4.40.....	11	11	9		
Laborers, \$3.60 to \$4.00.....	40	40	15		
Watchmen, 2 at \$3.20.....	2	2	1		
Wages ¹	\$41,000.00	\$41,316.56	\$22,814.44		
Wagons and trucks.....	1,000.00	1,000.00	1,264.57		
Contract work.....	92,500.00	66,730.00	73,806.11		
Construction material.....	25,000.00	25,000.00	14,732.66		
Supplies, tools, and equipment.....	5,000.00	5,000.00	3,445.16		
Repaving.....	10,000.00	10,000.00	7,883.62		
Allotted other departments for salaries.....	500.00	953.44	953.44		
Total.....	175,000.00	150,000.00	125,000.00		
¹ Part time.					
For suburban sewers, including the exchange or replacement of one motor truck at not to exceed \$4,000 [the purchase of one motor tractor at not to exceed \$650] the purchase of two motor trucks at not to exceed \$4,000 each, and the maintenance of nonpassenger-carrying motor vehicles used in this work (<i>same act</i>)				550,000.00	385,800.00
	Estimated expenditures, 1927 appropriation	Estimated expenditures, 1926 appropriation	Expended and obligated, 1925		
	Number	Number	Number		
Assistant engineer, 1 at \$2,500.....		1	1		
Overseer, 1 at \$2,700.....		1	1		
Computers, \$1,680 to \$2,400.....		1	6		
Copyist, 1 at \$1,500.....		1	1		
Inspectors, \$1,380 to \$1,860.....		1	5		
Draftsmen, \$1,320 to \$2,500.....		1	7		
Motor truck drivers, 1 at \$4.80.....	1	1	1		
Auto drivers, 7 at \$3.68.....	7	7	7		
Bricklayers, 1 at \$7.12.....	1	1	1		
Trench bracer, 1 at \$4.72.....	1	1	1		
Pipe layers, 1 at \$4.56; 1 at \$4.64.....	2	2	2		
Skilled laborers, \$4.08 to \$4.48.....	21	21	21		
Laborers, \$3.60 to \$4.00.....	24	24	15		
Watchmen, 1 at \$3.20.....	1	1	1		
Wages ¹	\$73,000.00	\$72,629.00	\$51,809.68		
Wagons and trucks.....	2,000.00	2,000.00	2,003.74		
Contract work.....	377,000.00	220,533.02	212,399.18		
Construction material.....	60,000.00	60,000.00	55,239.64		
Supplies, tools and equipment.....	15,000.00	15,000.00	13,947.79		
Purchase and exchange of motor vehicles.....	12,000.00	3,150.00	3,543.13		
Repaving.....	10,000.00	10,000.00	8,568.86		
Allotted other departments for salaries.....	1,000.00	2,487.98	2,487.98		
Total.....	550,000.00	385,800.00	350,000.00		
¹ Part time.					

Estimates of appropriations required for the service of the fiscal year ending June 30, 1927—Continued

General object (title of appropriation), date of acts, references to Statutes at Large, or to Revised Statutes, and estimated amount required for each detailed object				Total amount to be appropriated, under each head of appropriation	Amount appropriated for the fiscal year ending June 30, 1926
Sewers, District of Columbia—Continued.					
For assessment and permit work, sewers (<i>act Mar. 3, 1925, vol. 43, p. 1228</i>)				\$400,000.00	\$275,000.00
	Estimated expenditures, 1927 appropriation	Estimated expenditures, 1926 appropriation	Expended and obligated, 1925		
	Number	Number	Number		
Overseers, 1 at \$2,700; 1 at \$1,920		12	12		
Computers, \$1,680 to \$2,400		16	16		
Copyist, 1 at \$1,500		11	11		
Inspectors, 2 at \$1,680; 1 at \$1,300		13	13		
Draftsmen, \$1,320 to \$1,920		16	16		
Motor truck drivers, 1 at \$4.48; 1 at \$4.24; 1 at \$4.00	3	3	3		
Bricklayer, 1 at \$7.12	1	1	2		
Pipe layers, 1 at \$4.56; 1 at \$4.48	2	2	2		
Skilled laborers, \$4.06 to \$4.48	34	32	42		
Laborers, \$3.60 to \$4.00	70	62	17		
Watchmen, 3 at \$3.20	3	3	3		
Wages	\$160,000.00	\$160,140.00	\$137,331.93		
Wagons and trucks	4,000.00	4,000.00	5,721.48		
Contract work	151,500.00	25,085.00	140,327.05		
Construction material	75,000.00	75,000.00	81,923.76		
Supplies, tools, and equipment	4,000.00	4,000.00	3,506.94		
Repaving	5,000.00	5,000.00	4,411.71		
Allotted other departments for salaries	500.00	1,775.00	1,777.13		
Total	400,000.00	275,000.00	375,000.00		
For purchase or condemnation of rights of way for construction, maintenance, and repair of public sewers (<i>same act</i>)				2,000.00	2,000.00
	Estimated expenditures, 1927 appropriation	Estimated expenditures, 1926 appropriation	Expended and obligated, 1925		
Appropriation	\$2,000.00	\$2,000.00	\$2,000.00		
Expended, consideration, recorder fees, etc.			1,738.25		
Unexpended balance			261.75		
[For the extension of the Rock Creek main interceptor.] (<i>act Mar. 3, 1925, vol. 43, p. 1228</i>)					67,500.00
	Estimated expenditures, 1927 appropriation	Estimated expenditures, 1926 appropriation	Expended and obligated, 1925		
Contract construction		\$67,500	\$60,000		
For completing construction of the Anacostia main interceptor along the Anacostia River between the outfall sewer, sewage-disposal system, at Poplar Point, and Benning, District of Columbia (submitted) (<i>act Sept. 1, 1916, vol. 39, p. 690, sec. 1</i>)				10,000.00	
			Estimated expenditures, 1927 appropriation		
Contract construction			\$10,000		
For continuing the construction of the upper Potomac main interceptor (<i>act Mar. 3, 1925, vol. 43, p. 1228</i>)				50,000.00	50,000.00
	Estimated expenditures, 1927 appropriation	Estimated expenditures, 1926 appropriation	Expended and obligated, 1925		
Contract construction	\$50,000	\$50,000	\$20,000		
Total, sewers, District of Columbia				1,447,000.00	1,189,250.00

Estimates of appropriations required for the service of the fiscal year ending June 30, 1927—Continued

General object (title of appropriation), date of acts, references to Statutes at Large, or to Revised Statutes, and estimated amount required for each detailed object

Total amount to be appropriated under each head of appropriation

Amount appropriated for the fiscal year ending June 30, 1926

Collection and Disposal of Refuse, District of Columbia—
 For personal services in accordance with the classification act of 1923 (act Mar. 3, 1925, vol. 43, p. 1228)

\$57,560.00

\$57,000.00

	Estimated expenditures, 1927 appropriation	Estimated expenditures, 1926 appropriation	Expended and obligated, 1925
Salaries:			
Professional and scientific service—			
Grade 4, \$3,800 to \$5,000; average, \$4,400—			
Engineer (superintendent of street cleaning).....	1 \$4,000	1 \$4,000	1 \$3,800
Clerical, administrative, and fiscal service—			
Grade 3, \$1,500 to \$1,860; average, \$1,680—			
Assistant clerk (chief clerk, street cleaning).....	1 1,680	1 1,680	1 1,680
Assistant clerk.....	1 1,560	1 1,560	1 1,500
Grade 2, \$1,320 to \$1,680; average, \$1,500—			
Junior clerk.....	1 1,380	1 1,380	1 1,320
Junior clerk.....	1 1,440	1 1,440	1 1,380
Junior clerks.....	2 1,500	2 1,500	2 1,440
Junior clerk-stenographer.....	1 1,440	1 1,440	1 1,380
Grade 1, \$1,140 to \$1,500; average, \$1,320—			
Underclerk.....	1 1,200	1 1,200	1 1,140
Custodial service—			
Grade 9, \$2,100 to \$2,700; average, \$2,400—			
Assistant mechanical superintendent (assistant superintendent, street cleaning).....	1 2,200	1 2,200	1 2,100
Grade 7, \$1,680 to \$2,040; average, \$1,860—			
Senior mechanic.....	1 1,740	1 1,740	1 1,680
Grade 6, \$1,500 to \$1,860; average, \$1,680—			
General foreman of laborers.....	1 1,620	1 1,620	1 1,560
General foremen of laborers.....	4 1,560	4 1,560	4 1,500
Grade 5, \$1,320 to \$1,680; average, \$1,500—			
Foremen of laborers.....	4 1,500	4 1,500	4 1,500
Foreman of laborers.....	1 1,440	1 1,440	1 1,380
Foreman of laborers.....	1 1,380	1 1,380	1 1,320
Grade 4, \$1,140 to \$1,500; average, \$1,320—			
Assistant foreman of laborers.....	1 1,440	1 1,440	1 1,440
Assistant foremen of laborers.....	8 1,380	8 1,380	8 1,380
Assistant foremen of laborers.....	3 1,140	3 1,140	3 1,140
Grade 3, \$1,020 to \$1,260; average, \$1,140—			
Senior laborers.....	2 1,080	2 1,080	2 1,020
Senior laborer.....	1 1,020	1 1,020	1 1,020
Messengers.....	2 1,080	2 1,080	2 1,020
01 Total average number of employees.....	39	39	39
Total salaries.....	57,560	57,560	56,060

For dust prevention, sweeping, and cleaning streets, avenues, alleys, and suburban streets, under the immediate direction of the commissioners, and for cleaning snow and ice from streets, sidewalks, crosswalks, and gutters in the discretion of the commissioners, including services and purchase and maintenance of equipment, rent of storage rooms; maintenance and repairs of stables; hire, purchase, and maintenance of horses; hire, purchase, maintenance, and repair of wagons, harness, and other equipment; maintenance and repair of nonpassenger-carrying motor-propelled vehicles necessary in cleaning streets and purchase of motor-propelled street-cleaning equipment; purchase, maintenance, and repair of bicycles; and necessary incidental expenses (*same act*)

450,000.00

430,000.00

	Estimated expenditures, 1927 appropriation	Estimated expenditures, 1926 appropriation	Expended and obligated, 1925
	Number	Number	Number
Auto mechanics.....per diem.....	\$4.40- \$7.04 7	7	7
Auto truck drivers.....do.....	3.76- 4.88 15	11	15
Blacksmiths.....do.....	5.36- 7.04 9	7	9
Carpenters.....do.....	6.40- 7.04 1	1	1
Electricians.....do.....	5.52- 6.00 1	1	1
Horsehoers.....do.....	5.76- 6.75 4	6	4
Harnessmaker.....do.....	5.04- 5.84 1	1	1
Machinist.....do.....	5.44- 6.00 1	1	1
Painters.....do.....	6.40- 7.04 1	1	1
Stable boss.....do.....	5.04- 6.00 2	2	2
Assistant stable boss.....do.....	4.24- 4.64 2	2	2
Storekeepers.....do.....	4.72- 5.00 5	4	5
Sheet metal workers.....do.....	6.40- 7.04 1	1	1
Tinner.....do.....	6.00- 6.48 1	1	1
Wheelwrights.....do.....	5.92- 6.80 2	1	2
Skilled laborers.....do.....	4.00- 4.48 3	3	3
Trade helpers.....do.....	4.40- 4.88 5	4	5
Laborers.....do.....	3.20- 3.68 24	16	24
Laborers (white wings and drivers).....per diem.....	3.04- 3.28 250	261	276
Inspector.....per annum.....	2,400-2,600 1	1	1

Estimates of appropriations required for the service of the fiscal year ending June 30, 1927—Continued

General object (title of appropriation), date of acts, references to Statutes at Large, or to Revised Statutes, and estimated amount required for each detailed object	Total amount to be appropriated under each head of appropriation	Amount appropriated for the fiscal year ending June 30, 1926
<i>Collection and Disposal of Refuse, District of Columbia—Continued.</i>		
	Estimated expenditures, 1927 appropriation	Estimated expenditures, 1926 appropriation
Rent of storage rooms.....	\$345,750.00	\$330,000.00
Repair materials and supplies.....	1,750.00	2,000.00
Storage.....	45,000.00	40,000.00
Stable supplies.....	19,000.00	25,000.00
Purchase of equipment.....	5,000.00	5,000.00
Miscellaneous items and contingencies.....	30,500.00	25,000.00
	3,000.00	3,000.00
Repays for work done for other departments.....	450,000.00	430,000.00
Unexpended balance of July 15, 1925.....		443,667.39
Total.....	450,000.00	430,000.00
		445,000.00

To enable the commissioners to carry out the provisions of existing law governing the collection and disposal of garbage, dead animals, night soil, and miscellaneous refuse and ashes in the District of Columbia (no contract shall be let for the collection of dead animals) including inspection; fencing of public and private property designated by the commissioners as public dumps; and incidental expenses, [\$909,140] \$925,000: *Provided*, That any proceeds received from the disposal of city refuse or garbage shall be paid into the Treasury of the United States to the credit of the United States and the District of Columbia in the manner provided by law: *Provided further*, That this appropriation shall not be available for collecting ashes or miscellaneous refuse from hotels and places of business or from apartment houses of four or more apartments in which the landlord furnishes heat to tenants (*act Mar. 3, 1925, vol. 43, p. 1228*)

For the acquisition by purchase or condemnation of square 739, on which the present garbage transfer station is located, \$35,000: *Provided*, That the purchase price shall not exceed the latest full value assessment of such property] (*same act*)

\$925,000.00

\$909,140.00

35,000.00

	Estimated expenditures, 1927 appropriation	Estimated expenditures, 1926 appropriation	Expended and obligated, 1925
Salaries:			
Professional and scientific service—			
Grade 5, \$5,200 to \$6,000; average, \$5,600—			
Senior engineer (supervisor of city refuse).....	1 1 \$5,600	1 1 \$5,400	1 1 \$5,200
Grade 4, \$3,800 to \$5,000; average, \$4,400—			
Engineer (superintendent garbage reduction plant).....	1 1 4,200	1 1 4,000	1 1 3,800
Subprofessional service—			
Grade 8, \$2,400 to \$3,000; average, \$2,700—			
Chief engineering inspector (assistant superintendent garbage reduction plant).....	1 1 2,600	1 1 2,500	1 1 2,400
Chief engineering inspector (superintendent trash plant).....	1 1 2,600	1 1 2,500	1 1 2,400
Clerical, administrative, and fiscal service—			
Grade 7, \$2,400 to \$3,000; average, \$2,700—			
Junior administrative assistant (chief inspector).....	1 1 2,700	1 1 2,700	1 1 2,700
Grade 6, \$2,100 to \$2,700; average, \$2,400—			
Principal clerk (accountant).....	1 1 2,300	1 1 2,200	1 1 2,100
Grade 5, \$1,860 to \$2,400; average, \$2,130—			
Senior clerk (chief clerk city refuse).....	1 1 2,100	1 1 2,100	1 1 2,100
Senior clerk.....	1 1 2,100	1 1 2,100	1 1 2,100
Grade 3, \$1,500 to \$1,860; average, \$1,680—			
Assistant clerk.....	1 1 1,680	1 1 1,680	1 1 1,680
Grade 2, \$1,320 to \$1,680; average, \$1,500—			
Junior clerk-typist.....	1 1 1,500	1 1 1,500	1 1 1,440
Do.....	1 1 1,380	1 1 1,320	1 1 1,320
Junior clerk.....	1 1 1,500	1 1 1,500	1 1 1,440
Grade 1, \$1,140 to \$1,500; average, \$1,320—			
Underclerk.....	1 1 1,320	1 1 1,320	1 1 1,260
Custodial service—			
Grade 10, \$2,400 to \$3,000; average, \$2,700—			
Chief mechanical superintendent (master mechanic).....	1 1 2,700	1 1 2,600	1 1 2,400
Chief mechanical superintendent (superintendent garbage collection).....	1 1 2,600	1 1 2,500	1 1 2,400
Grade 9, \$2,100 to \$2,700; average, \$2,400—			
Assistant mechanical superintendent (superintendent ash service).....	1 1 2,300	1 1 2,200	1 1 2,100
Assistant mechanical superintendent.....	1 1 2,300	1 1 2,200	1 1 2,100
Grade 8, \$1,860 to \$2,400; average, \$2,130—			
Principal mechanic.....	1 1 2,000	1 1 1,920	1 1 1,860
Grade 7, \$1,680 to \$2,040; average, \$1,860—			
Senior mechanic.....	1 1 1,860	1 1 1,860	1 1 1,860

Estimates of appropriations required for the service of the fiscal year ending June 30, 1927—Continued

General object (title of appropriation), date of acts, references to Statutes at Large, or to Revised Statutes, and estimated amount required for each detailed object					Total amount to be appropriated under each head of appropriation	Amount appropriated for the fiscal year ending June 30, 1926
<i>Collection and Disposal of Refuse, District of Columbia—Continued.</i>						
		Estimated expenditures, 1927 appropriation	Estimated expenditures, 1926 appropriation	Expended and obligated, 1925		
Salaries—Continued.						
Custodial service—Continued.						
Grade 6, \$1,500 to \$1,800; average, \$1,680—						
General foremen of laborers.....	Average— No. Salary	Average— No. Salary	Average— No. Salary	Average— No. Salary		
Grade 5, \$1,320 to \$1,680; average, \$1,500—	2 1,800	2 1,800	2 1,800	2 1,800		
Foremen of laborers.....	2 1,680	2 1,680	2 1,680	2 1,680		
Foreman of laborers.....	1 1,560	1 1,560	1 1,560	1 1,560		
Do.....	1 1,560	1 1,560	1 1,560	1 1,560		
Foremen of laborers.....	4 1,500	4 1,500	4 1,500	4 1,500		
Foreman of laborers.....	1 1,320	1 1,320	1 1,320	1 1,320		
Total average number of employees.....	30	30	30	30		
Total salaries.....	62,740	62,240	60,000			
The difference between 1927 and 1926 is due to increase of salaries, \$500.						
	Rate	Estimated expenditures, 1927 appropriation	Estimated expenditures, 1926 appropriation	Expended and obligated, 1925		
Wages:						
Employees—		Number	Number	Number		
Auto mechanics..... per diem..	\$4.90-\$6.00	3	3	3		
Auto truck drivers..... do.....	3.76-4.64	39	30	44		
Assorters..... do.....	1.52-2.72	40	43	45		
Blacksmiths..... do.....	6.00-7.04	5	5	6		
Cooks..... do.....	3.68-4.14	4	4	4		
Collectors (garbage and trash).....						
per diem.....	3.20-3.44	195	193	186		
Engineers..... do.....	3.68-5.92	8	9	8		
Firemen..... do.....	3.68-4.56	14	13	13		
Grease men..... do.....	3.68	1	1	1		
Harnessmakers..... do.....	5.04-5.84	2	2	2		
Horseshoers..... do.....	5.76-6.75	4	3	5		
Laborers..... do.....	3.04-3.68	119	115	104		
Skilled laborers..... do.....	3.12-4.48	43	56	49		
Pressmen..... do.....	3.44-3.53	12	13	12		
Seamstress..... do.....	2.08	1	1	1		
Stable boss..... do.....	5.04-5.36	1	1	1		
Assistant stable bosses..... do.....	4.48-4.80	3	4	3		
Storekeepers..... do.....	4.32-5.36	3		1		
Watchmen..... do.....	2.88	2	2	2		
Wheelwright..... do.....	5.92		1			
Computer..... do.....	4.80		1			
Do..... do.....	4.50		1			
Do..... do.....	4.00		1			
Computer..... per annum.....	\$1,800.00-\$1,860.00	1		1		
Do..... do.....	1,680.00	1		1		
Do..... do.....	1,500.00	1		1		
Copyist..... do.....	1,500.00-1,560.00	1		1		
Inspector..... do.....	2,400.00-2,600.00	1		1		
Total wages.....		\$517,200.00	\$519,200.00	\$508,402.75		
Salaries.....		62,740.00	62,240.00	58,228.52		
Contract for collection and disposal of night soil.....		24,000.00	24,000.00	24,000.00		
Rent of ash, trash, and garbage plants.....		11,960.00	11,960.00	16,289.28		
Coal.....		24,050.00	24,150.00	23,453.93		
Forage.....		39,700.00	45,500.00	53,496.28		
Equipment.....		68,100.00	69,200.00	58,261.47		
Repair materials and supplies.....		82,950.00	79,190.00	125,325.50		
Miscellaneous expenses.....		68,800.00	61,400.00	47,369.97		
Freight.....		25,500.00	25,500.00	24,500.00		
			922,340.00	898,327.70		
Repays for work done by other departments.....				43,913.43		
Unexpended balance.....				895,414.27		
[Amount deducted by reason of maintenance of passenger-carrying automobiles being transferred to contingent and miscellaneous expenses]				4,585.73		
			13,200.00			
Total.....		925,000.00	909,140.00	900,000.00		
NOTE.—The above includes an estimate for rental of the following plants:						
Garbage reduction plant.....				\$460.00		
Trash plant.....				11,500.00		
				11,960.00		
Total, collection and disposal of refuse.....				\$1,432,560.00	\$1,431,140.00	

Estimates of appropriations required for the service of the fiscal year ending June 30, 1927—Continued

General object (title of appropriation), date of acts, references to Statutes at Large, or to Revised Statutes, and estimated amount required for each detailed object				Total amount to be appropriated under each head of appropriation	Amount appropriated for the fiscal year ending June 30, 1926
Playgrounds, District of Columbia— For personal services in accordance with the classification act of 1923, [§76,000] \$87,925: <i>Provided, That employments hereunder shall be distributed as to duration in accordance with corresponding employments provided for in the District of Columbia appropriation act for the fiscal year 1924: Provided further, That in the absence in a nonpay status of any member of the playgrounds staff the salary during such absence shall be available to pay a substitute employee (act Mar. 3, 1925, vol. 43, p. 1229)</i>				\$87, 925. 00	\$76, 000. 00
	Estimated expenditures, 1927 appropriation	Estimated expenditures, 1926 appropriation	Expended and obligated, 1925		
Salaries:					
Subprofessional service—					
Grade 1, \$900 to \$1,260; average, \$1,080—	Average—	Average—	Average—		
Playground assistants (3 months).....	No. 25 Salary \$225	No. 25 Salary \$225	No. 25 Salary \$225		
Playground assistants (7 months).....	4 525	4 525	4 525		
Grade 2, \$1,140 to \$1,500; average, \$1,320—					
Assistant playground directors (3 months).....	4 285	4 285	4 285		
Assistant playground directors (7 months).....	3 665	3 665	3 665		
Assistant playground director (10 months).....	1 950	1 950	1 950		
Grade 3, \$1,320 to \$1,680; average, \$1,500—					
Playground directors (10 months).....	25 1, 100	25 1, 100	25 1, 100		
Clerical, administrative, and fiscal service—					
Grade 2, \$1,320 to \$1,680; average, \$1,500—					
Junior clerk.....	1 1, 380	1 1, 320	1 1, 320		
Grade 3, \$1,500 to \$1,860; average, \$1,680—					
Senior stenographer.....	1 1, 680	1 1, 620	1 1, 500		
Grade 10, \$3,300 to \$3,900; average, \$3,600—					
Supervisor of playgrounds.....	1 3, 600	1 3, 600	1 3, 300		
Custodial service—					
Grade 3, \$1,020 to \$1,260; average, \$1,140—					
General utility man (10 months).....	1 850	1 850	1 850		
Guards (watchmen).....	25 1, 040	25 1, 020	25 1, 020		
Guards (watchmen) (4 months).....	6 340	6 340	6 340		
Grade 7, \$1,680 to \$2,040; average, \$1,860—					
Assistant chief guard.....	1 1, 740	1 1, 740	1 1, 680		
Total number of employees.....	98	98	98		
Total salaries.....	76, 610	75, 980	75, 200		
For services of extra directors, not exceeding 35 cents per hour.....			800		
For services of extra watchman, at not exceeding 25 cents per hour.....			600		
New positions recommended:					
Subprofessional service—					
Grade 1, \$900 to \$1,260; average, \$1,080—					
Playground assistants (3 months).....	3 225				
Grade 3, \$1,320 to \$1,680; average, \$1,500—					
Playground directors (10 months).....	3 1, 100				
Custodial service—					
Grade 3, \$1,020 to \$1,260; average, \$1,140—					
Guards (watchmen).....	3 1, 020				
Guards (watchmen) (4 months).....	2 340				
Transfer of per diem positions:					
2 skilled laborers, at \$1,800 per annum each.....	2 1, 800				
Total number of employees.....	111	98	98		
Total salaries.....	87, 925	75, 980	75, 200		
The difference between 1927 and 1926 is due to:					
New positions.....	\$7, 715				
Transfer of per diem positions.....	3, 600				
Increase in salaries.....	630				
Total.....	11, 945				
For general maintenance, improvement, equipment, supplies, incidental and contingent expenses of playgrounds, including labor and maintenance of motor truck, under the direction and supervision of the commissioners (<i>same act</i>)				43, 000. 00	40, 000. 00
	Estimated expenditures, 1927 appropriation	Estimated expenditures, 1926 appropriation	Expended and obligated, 1925		
Wages:					
Skilled laborers, at \$4.32 to \$3.76 per day.....	\$5, 000. 00	\$5, 000. 00	\$5, 986. 20		
Laborers, at \$3.75 to \$3 per day.....	14, 000. 00	14, 000. 00	12, 981. 54		
Teams, temporary, at \$7.50 per day.....	500. 00	1, 000. 00	1, 266. 58		
Materials.....	4, 500. 00	3, 800. 00	3, 456. 06		
Equipment.....	5, 000. 00	4, 800. 00	4, 411. 09		
Supplies.....	9, 000. 00	8, 000. 00	7, 358. 50		
Contract work, including grading and treatment of ground, fencing, shelters, toilet facilities, drinking fountains, setting trees and shrubs, making tennis courts, running tracks, and repairs to plumbing.....	4, 500. 00	4, 000. 00	3, 074. 99		
Contingent expenses.....	500. 00	500. 00	630. 12		
Total.....	43, 000. 00	40, 000. 00	39, 165. 07		
Balance.....			834. 93		
The difference between 1927 and 1926 is \$3,000.					

Estimates of appropriations required for the service of the fiscal year ending June 30, 1927—Continued

General object (title of appropriation), date of acts, references to Statutes at Large, or to Revised Statutes, and estimated amount required for each detailed object				Total amount to be appropriated under each head of appropriation	Amount appropriated for the fiscal year ending June 30, 1926
Playgrounds, District of Columbia—Continued.					
For the maintenance and contingent expenses of keeping open during the summer months the public-school playgrounds, under the direction and supervision of the commissioners; for special and temporary services, directors, assistants, and janitor service during the summer vacation and, in the larger yards, daily after school hours during the school term (<i>act Mar. 3, 1925, vol. 43, p. 1229</i>) -----				\$21,000.00	\$21,000.00
	Estimated expenditures, 1927 appropriation	Estimated expenditures, 1926 appropriation	Expended and obligated, 1925		
Salaries:					
Directors, \$3 per diem to \$1,320 per annum.....	\$1,320.00	\$1,320.00	\$16,337.10		
Assistants, \$3 per diem to \$900 per annum.....	14,500.00	14,500.00			
Janitors, \$1.50 to \$2 per day.....			1,314.00		
Laborers, at \$3 to \$4 per day.....	1,680.00	1,680.00	432.54		
Teams, temporary, \$7.20 per day.....	200.00	200.00	105.00		
Supplies:					
Athletic goods and industrial materials.....	3,200.00	3,200.00	2,689.87		
Total.....	21,000.00	21,000.00	18,188.64		
Balance.....			111.49		
For supplies, installing electric lights, repairs, maintenance, and necessary expenses of operating [three] <i>four</i> swimming pools (<i>same act</i>) -----				4,000.00	3,000.00
	Estimated expenditures, 1927 appropriation	Estimated expenditures, 1926 appropriation	Expended and obligated, 1925		
Wages:					
Skilled laborers, \$3.76 to \$4.32 per day.....	\$400.00	\$200.00	\$164.00		
Miscellaneous and temporary labor, \$1 to \$3.75 per day.....	2,600.00	2,000.00	2,049.50		
Supplies, such as disinfectants, savogran, lye, soap, hypochloride of lime, brooms, brushes, etc.....	800.00	700.00	650.00		
Repairs and upkeep, plumbing.....	200.00	100.00	70.36		
Total.....	4,000.00	3,000.00	2,933.86		
Balance.....			66.14		
The difference between 1927 and 1926 is due to operating one new pool, \$1,000.					
Bathing [beach] pools: For superintendence (<i>same act</i>) -----				600.00	600.00
	Estimated expenditures, 1927 appropriation	Estimated expenditures, 1926 appropriation	Expended and obligated, 1925		
Salary:					
Custodial service—					
Grade 5, \$1,320 to \$1,680; average, \$1,500—					
Superintendent.....	\$600	\$600			
Unexpended balance.....			\$1,320		
For temporary services, supplies, and maintenance (<i>same act</i>) -----				4,500.00	4,500.00
	Estimated expenditures, 1927 appropriation	Estimated expenditures, 1926 appropriation	Expended and obligated, 1925		
Wages:					
Life guards, \$3 to \$4 per day.....	\$1,000.00	\$1,000.00	\$1,084.63		
Miscellaneous and temporary services, \$1 to \$3 per day.....	3,000.00	3,000.00	2,903.00		
Supplies such as ice, soap, disinfectants, materials for scrubbing, etc.....	500.00	500.00	455.21		
Total.....	4,500.00	4,500.00	4,442.84		
Balance.....			57.16		

Estimates of appropriations required for the service of the fiscal year ending June 30, 1927—Continued

General object (title of appropriation), date of acts, references to Statutes at Large, or to Revised Statutes, and estimated amount required for each detailed object				Total amount to be appropriated under each head of appropriation	Amount appropriated for the fiscal year ending June 30, 1926
Playgrounds, District of Columbia—Continued. For repairs to buildings, pools, and upkeep of grounds (<i>act Mar. 3, 1925, vol. 43, p. 1229</i>). In all, for playgrounds, [\$146,880] \$162,805.				\$1, 780. 00	\$1, 780. 00
	Estimated expenditures, 1927 appropriation	Estimated expenditures, 1926 appropriation	Expended and obligated, 1925		
Wages:					
Skilled laborer, \$3.76 to \$4.32 per day.....	\$450. 00	\$450. 00	\$426. 96		
Miscellaneous and temporary labor, \$3 to \$3.76 per day.....	1, 000. 00	1, 000. 00	1, 029. 87		
Construction material.....	330. 00	330. 00	272. 83		
Balance.....	1, 780. 00	1, 780. 00	1, 729. 65 50. 34		
Total, playgrounds, District of Columbia.....				162, 805. 00	146, 880. 00
Electrical Department, District of Columbia— For personal services in accordance with the classification act of 1923 (<i>acts Apr. 26, 1904, vol. 33, p. 306, secs. 1-5; Mar. 3, 1925, vol. 43, pp. 1229-1230</i>).....				95, 840. 00	84, 200. 00
	Estimated expenditures, 1927 appropriation	Estimated expenditures, 1926 appropriation	Expended and obligated, 1925		
Salaries:					
Professional and scientific service—					
Grade 4, \$3,800 to \$5,000; average \$4,400—					
Engineer (electrical engineer, head of subdivision).....	No. 1 Salary \$4, 000	No. 1 Salary \$3, 800	No. 1 Salary \$3, 800		
Grade 3, \$3,000 to \$3,600; average \$3,300—					
Associate engineers (assistant electrical engineer).....	3 3, 100	3 3, 000	3 3, 000		
Associate engineers (superintendent).....					
Subprofessional service—					
Grade 6, \$1,860 to \$2,400; average \$2,111—					
Senior engineering inspector.....	1 1, 920	1, 1, 860	1 1, 860		
Grade 5, \$1,680 to \$2,040; average \$1,860—					
Engineering aids (inspectors).....	5 1, 740	5 1, 680	5 1, 680		
Grade 3, \$1,320 to \$1,680; average \$1,500—					
Junior engineering inspectors.....	5 1, 380	5 1, 320	5 1, 320		
Junior engineering draftsmen.....					
Clerical, administrative, and fiscal service—					
Grade 5, \$1,860 to \$2,400; average \$2,111—					
Senior clerk (chief clerk).....	1 1, 920	1 1, 860	1 1, 710		
Grade 4, \$1,680 to \$2,040; average \$1,860—					
Head operators, office devices (fire alarm telegraph operators).....	4 1, 740	4 1, 680	4 1, 530		
Grade 3, \$1,500 to \$1,860; average \$1,680—					
Assistant clerk (permit clerk).....	2 1, 560	2 1, 500	2 1, 425		
Assistant clerk (stenographer).....					
Assistant clerks—					
Accounts clerks.....	8 1, 388	8 1, 328	8 1, 309		
Storekeepers.....					
Grade 1, \$1,140 to \$1,500; average \$1,320—					
Underoperator, office devices, (telephone operator).....	13 1, 200	13 1, 140	13 1, 140		
Grade 9, \$2,100 to \$2,700; average \$2,400—					
Assistant mechanical superintendent (assistant superintendent of fire alarm).....	1 2, 100	1 2, 100	1 1, 900		
Grade 7, \$1,680 to \$2,040; average \$1,860—					
Senior mechanic (expert repairmen).....	2 1, 740	2 1, 680	2 1, 605		
Senior mechanic (inspectors).....					
Grade 6, \$1,500 to \$1,860; average \$1,680—					
Mechanic.....	1 1, 560	1 1, 500	1 1, 500		
Grade 4, \$1,140 to \$1,500; average \$1,320—					
Undermechanics.....	4 1, 200	4 1, 140	3 1, 140		
Head messengers.....					
Grade 3, \$1,020 to \$1,260; average \$1,140—					
Minor mechanics.....	6 1, 180	6 1, 060	5 1, 060		
Messengers.....					
NEW POSITIONS RECOMMENDED	57 88, 160	57 84, 560	56 82, 083		
Subprofessional service:					
Grade 5, \$1,680 to \$2,040; average \$1,860—					
Engineering aids (inspectors).....	2 1, 680				
Clerical, administrative and fiscal service:					
Grade 2, \$1,320 to \$1,680; average \$1,500—					
Junior clerk-typist.....	1 1, 320				

Estimates of appropriations required for the service of the fiscal year ending June 30, 1927—Continued

General object (title of appropriation), date of acts, references to Statutes at Large, or to Revised Statutes, and estimated amount required for each detailed object				Total amount to be appropriated under each head of appropriation	Amount appropriated for the fiscal year ending June 30, 1926
Electrical Department, District of Columbia—Continued.					
	Estimated expenditures, 1927 appropriation	Estimated expenditures, 1926 appropriation	Expended and obligated, 1925		
TRANSFER OF PER DIEM POSITIONS RECOMMENDED					
Subprofessional service:					
Grade 5, \$1,680 to \$2,040; average \$1,860—					
Engineering aid (inspector).....	1	\$1,680			
Clerical, administrative and fiscal service:					
Grade 2, \$1,320 to \$1,680; average \$1,500—					
Junior clerk-typist.....	1	1,320			
Total number of employees.....	62		57	56 1/2	
Total salaries.....		95,840	\$84,560		\$82,083
The difference between 1927 and 1926 is due to—					
Increase in force, new positions.....		\$4,680			
Transfer of per diem positions.....		3,000			
Increase in salaries.....		3,600			
Net increase.....		11,280			
For general supplies, repairs, new batteries, and battery supplies, telephone rental and purchase, telephone service charges, wire and cable for extension of telegraph and telephone service, repairs of lines and instruments, purchase of poles, tools, insulators, brackets, pins, hardware, cross arms, ice, record books, stationery, printing, livery, purchase and repair of bicycles, blacksmithing, extra labor, new boxes, maintenance of motor trucks, and other necessary items, and including the exchange or replacement of one motor truck for not to exceed \$650 (act Mar. 3, 1925, vol. 43, pp. 1229-1230)				\$33,800.00	\$31,128.00
	Estimated expenditures, 1927 appropriation	Estimated expenditures, 1926 appropriation	Expended and obligated, 1925		
	Number	Number	Number		
Wages:					
Electricians (\$7.04 per day).....	3	3	3		
Skilled laborers (\$4.48 per day).....	5	2	2		
Unskilled laborers (\$3.36 per day).....		3	3		
Miscellaneous and temporary labor (\$3.28-\$7.04 per day).					
Personal services, wages.....	\$4,100.00	\$4,000.00	\$3,458.25		
Batteries and battery supplies.....	800.00	1,100.00	184.90		
Telephone purchase, rental, and charges.....	21,300.00	20,328.00	19,426.22		
Instruments and apparatus.....	1,800.00	1,700.00	1,424.00		
Wire and cable.....	1,200.00	800.00	928.76		
Line supplies.....	450.00	300.00	385.57		
Posts and accessories.....	350.00	700.00	166.94		
Tools and hardware.....	800.00	300.00	840.50		
Bicycles, purchase and repair.....	25.00	25.00	10.10		
Allowance for maintenance of automobiles.....			853.00		
Office expenses.....	1,750.00	1,500.00	1,550.11		
Storeroom and garage expenses.....	350.00	300.00	268.46		
Purchase of auto vehicles.....	650.00				
Miscellaneous.....	225.00	75.00	224.28		
Total.....	33,800.00	31,128.00	29,721.09		
For placing wires of fire alarm, police patrol, and telephone service underground in existing conduits, including cost of cables, terminal boxes, and posts, connections to and between existing conduits, manholes, [handholds,] handholes, posts for fire-alarm and police boxes, extra labor, and other necessary items (same act)				5,200.00	4,800.00
	Estimated expenditures, 1927 appropriation	Estimated expenditures, 1926 appropriation	Expended and obligated, 1925		
	Number	Number	Number		
Wages:					
Electricians (\$7.04 per day).....	3	3	3		
Skilled laborers (\$4.48 per day).....	3				
Unskilled laborers (\$3.36 per day).....		3	3		
Miscellaneous and temporary labor (\$3.28-\$7.04 per day).					
Personal services, wages.....	\$2,600.00	\$2,100.00	\$2,539.44		
Wire and cable.....	800.00	1,100.00	423.20		
Line supplies.....	1,100.00	1,000.00	878.46		
Repairs to cuts.....	200.00	200.00	48.99		
Posts and accessories.....	500.00	400.00	587.15		
Miscellaneous.....			2.75		
Total.....	5,200.00	4,800.00	4,479.99		

Estimates of appropriations required for the service of the fiscal year ending June 30, 1927—Continued

General object (title of appropriation), date of acts, references to Statutes at Large, or to Revised Statutes, and estimated amount required for each detailed object				Total amount to be appropriated under each head of appropriation	Amount appropriated for the fiscal year ending June 30, 1926
Electrical Department, District of Columbia—Continued.					
For extension and relocation of police-patrol system, including purchase of new boxes, purchase and erection of necessary poles, cross arms, insulators, pins, braces, wire, cable, conduit connections, posts, extra labor, and other necessary items (<i>act Mar. 3, 1925, vol. 43, pp. 1229-1230</i>)				\$3, 200. 00	\$2, 500. 00
	Estimated expenditures, 1927 appropriation	Estimated expenditures, 1926 appropriation	Expended and obligated, 1925		
Wages:	Number	Number	Number		
Electricians (\$7.04 per day).....	3	3	2		
Skilled laborers (\$4.48 per day).....	3	3	4		
Unskilled laborers (\$3.36 per day).....					
Personal services, wages.....	\$300. 00	\$300. 00	\$216. 16		
Wire and cable.....	1, 500. 00	1, 150. 00	927. 53		
Line supplies.....	400. 00	200. 00	369. 51		
Boxes and fittings.....	100. 00	100. 00	63. 00		
Repairs to cuts.....	50. 00	50. 00	1. 58		
Posts and accessories.....	350. 00	200. 00	266. 20		
Total.....	3, 200. 00	2, 500. 00	1, 843. 96		
Lighting: For purchase, installation, and maintenance of public lamps, lamp-posts, street designations, lanterns, and fixtures of all kinds on streets, avenues, roads, alleys, and public spaces, and for all necessary expenses in connection therewith, including rental of stables and store-rooms, livery and extra labor, this sum to be expended in accordance with the provisions of sections 7 and 8 of the District of Columbia appropriation act for the fiscal year 1912 and with the provisions of the District of Columbia appropriation act for the fiscal year 1913, and other laws applicable thereto (<i>same act</i>)				750, 000. 00	590, 000. 00
	Estimated expenditures, 1927 appropriation	Estimated expenditures, 1926 appropriation	Expended and obligated, 1925		
Wages:	Number	Number	Number		
Draftsman (\$2,400 per annum).....	1	1			
Inspector (\$1,680 per annum).....	1	1			
Copyist (\$1,260 per annum).....	1	1			
Painters (per diem).....	3	2			
Skilled laborer (per diem).....	1	1			
Unskilled laborer (per diem).....	1	1			
Personal services, wages.....	\$12, 000. 00	\$11, 000. 00	\$12, 329. 36		
Service by lighting companies:					
Gas mantle.....	196, 000. 00	191, 000. 00	197, 240. 88		
Electric arc.....	120, 000. 00	70, 000. 00	63, 263. 39		
Electric incandescent.....	373, 000. 00	286, 000. 00	183, 160. 00		
Gas and electric designation.....	7, 000. 00	8, 000. 00	6, 248. 84		
Moving lamps.....	2, 000. 00	1, 000. 00	475. 00		
Lamp-posts, fixtures, etc.....	35, 000. 00	17, 000. 00	57, 867. 40		
Signs, frames, etc.....	3, 000. 00	3, 000. 00	2, 001. 39		
Store-room, stable, and garage expense.....	2, 000. 00	1, 600. 00	1, 200. 00		
Miscellaneous.....		1, 400. 00	706. 62		
Total.....	750, 000. 00	590, 000. 00	524, 492. 88		
For replacing gas lamps and fixtures and older and less effective electric lamps and fixtures on streets, avenues, roads, and public spaces by improved gas or electric installations, purchase of posts and fixtures of all kinds, and for all necessary expenses in connection therewith, [\$35,000] \$40,000: <i>Provided</i> , That no part of this appropriation shall be available for the payment on any contract required by law to be awarded through competitive bidding which is not awarded to the lowest bidder on specifications, and such specifications shall be so drawn as to admit of fair competition (<i>same act</i>)				40, 000. 00	35, 000. 00
	Estimated expenditures, 1927 appropriation	Estimated expenditures, 1926 appropriation	Expended and obligated, 1925		
Wages:	Number	Number	Number		
Draftsman, \$2,400 per annum.....	1				
Skilled laborer.....	1				
Personal services, wages.....	\$1, 000. 00	\$1, 000. 00			
Designs, drawings, models, etc.....	3, 000. 00	3, 000. 00			
Posts, fixtures, etc.....	35, 500. 00	30, 500. 00	\$34, 147. 25		
Miscellaneous.....	500. 00	500. 00	319. 36		
Total.....	40, 000. 00	35, 000. 00	34, 466. 61		

Estimates of appropriations required for the service of the fiscal year ending June 30, 1927—Continued

General object (title of appropriation), date of acts, references to Statutes at Large, or to Revised Statutes, and estimated amount required for each detailed object				Total amount to be appropriated under each head of appropriation	Amount appropriated for the fiscal year ending June 30, 1926
Electrical Department, District of Columbia—Continued.					
For extension and relocation of fire-alarm system, including purchase of new boxes, purchase and erection of necessary poles, cross arms, insulators, pins, braces, wire, cable, conduit connections, posts, extra labor, and other necessary items (<i>act Mar. 3, 1925, vol. 43, pp. 1229-1230</i>)				\$12,000.00	\$10,000.00
	Estimated expenditures, 1927 appropriation	Estimated expenditures, 1926 appropriation	Expended and obligated, 1925		
Wages:	Number	Number	Number		
Electricians (\$7.04 per day)	3	3	2		
Skilled laborers (\$4.48 per day)	5				
Unskilled laborers (\$3.36 per day)		4	4		
Personal services, wages	\$1,500.00	\$1,200.00	\$1,000.00		
Fire-alarm boxes	5,200.00	5,000.00	4,443.50		
Wire and cable	2,200.00	1,700.00	1,497.01		
Line supplies	600.00	500.00	318.98		
Repairs to cuts	500.00	400.00	71.40		
Posts and accessories	1,700.00	1,000.00	1,028.20		
Fire-alarm box equipment	300.00	200.00	94.25		
Miscellaneous			1.26		
Total	12,000.00	10,000.00	8,454.60		
For purchase and installing additional lead-covered cables to increase the capacity of the underground signal cable system (<i>same act</i>)				8,000.00	8,000.00
	Estimated expenditures, 1927 appropriation	Estimated expenditures, 1926 appropriation	Expended and obligated, 1925		
Wages:	Number	Number	Number		
Electricians (\$7.04 per day)	3	3	3		
Skilled laborers (\$4.48 per day)	5				
Unskilled laborers (\$3.36 per day)		5	5		
Personal services, wages	\$1,000.00	\$900.00	\$1,021.08		
Wire and cable	6,600.00	6,500.00	6,472.44		
Line supplies	400.00	500.00			
Repairs to cuts	100.00	100.00			
Miscellaneous			71.00		
Total	8,000.00	8,000.00	7,664.52		
For installing police patrol signal system in the proposed number thirteen police precinct and extending telephone system to proposed number thirteen police station house, including the purchase, installation and relocation of boxes, instruments, wire, cable, conduit connections, extra labor, and other necessary items (<i>submitted</i>)				4,200.00	
	Estimated expenditures, 1927 appropriation	Estimated expenditures, 1926 appropriation	Expended and obligated, 1925		
Wages:	Number	Number	Number		
Electricians (\$7.04 per day)	3				
Skilled laborers (\$4.48 per day)	3				
Personal services, wages	\$1,000.00				
Instruments and apparatus	200.00				
Wire and cable	1,900.00				
Line supplies	600.00				
Boxes and fittings	100.00				
Repairs to cuts	100.00				
Posts and accessories	300.00				
Total	4,200.00				
Total, electrical department				952,240.00	765,628.00
Public Schools, District of Columbia—					
Salaries: For personal services of administrative and supervisory officers in accordance with the act fixing and regulating the salaries of teachers, school officers, and other employees of the Board of Education of the District of Columbia, approved June 4, 1924, [\$611,750] \$630,300: <i>Provided</i> , That no part of this sum shall be available for the payment of the salary of any superintendent, assistant superintendent, director of intermediate instruction, or supervising principal who permits the teaching of partisan politics, disrespect of the Holy Bible, or that ours is an inferior form of government (<i>acts June 20, 1906, vol. 34, pp. 316-321, secs. 1-15; June 4, 1924, vol. 43, pp. 367-376, secs. 1-19; Mar. 3, 1925, vol. 43, p. 1230</i>)				630,300.00	611,750.00

Estimates of appropriations required for the service of the fiscal year ending June 30, 1927—Continued

General object (title of appropriation), date of acts, references to Statutes at Large, or to Revised Statutes, and estimated amount required for each detailed object				Total amount to be appropriated under each head of appropriation	Amount appropriated for the fiscal year ending June 30, 1926
<i>Public Schools, District of Columbia—Continued.</i>					
	Estimated expenditures, 1927 appropriation	Estimated expenditures, 1926 appropriation	Expended and obligated, 1925		
Salaries of administrative and supervisory officers:	<i>Average—</i>	<i>Average—</i>	<i>Average—</i>		
Superintendent.....	No. 1 Salary \$10,000.00	No. 1 \$9,000.00	No. 1 \$8,000.00 10,000.00		
First assistant superintendents.....	2 5,400.00	2 5,200.00	2 4,200.00		
Assistant superintendents.....	6 4,333.33	6 4,233.33	2 4,700.00		
Chief examiner.....	1 4,200.00	1 4,100.00	1 3,750.00		
Business manager.....	12 4,200.00	12 4,100.00	15 4,000.00		
Class 12.....	25 3,400.00	25 3,300.00	25 3,200.00		
Class 11.....	14 3,392.85	14 3,292.85	15 3,200.00		
Class 10.....	9 4,200.00	9 4,100.00	9 4,000.00		
Class 9.....	8 3,687.50	8 3,587.50	8 3,500.00		
Class 8.....	44 3,100.00	44 3,000.00	40 2,900.00		
Class 7.....	55 2,698.18	55 2,601.81	59 2,500.00		
Class 6.....	18 2,461.11	18 2,361.11	18 2,300.00		
Class 5.....			2,600.00		
Total number of employees.....	198	198	193		
Total salaries.....	630,300.00	609,900.00	574,351.00		
The difference between 1927 and 1926 is due to longevity allowances (act of June 6, 1924), \$20,400.					
For personal services of clerks and other employees [office of superintendent of schools] in accordance with the classification act of 1923 (acts June 20, 1906, vol. 34, pp. 316-321, secs. 1-13; Mar. 3, 1923, vol. 42, p. 490; Mar. 3, 1925, vol. 43, p. 1230).....				\$109,500.00	\$97,900.00
	Estimated expenditures, 1927 appropriation	Estimated expenditures, 1926 appropriation	Expended and obligated, 1925		
Salaries:	<i>Average—</i>	<i>Average—</i>	<i>Average—</i>		
Clerical, administrative, and fiscal service:	No. 1 Salary \$3,000.00	No. 1 \$3,000.00	No. 1 \$3,000.00		
Grade 9, \$3,000 to \$2,400; average, \$3,300—	1 3,000.00	1 3,000.00	1 3,000.00		
Senior administrative assistant (secretary to the board of education).....	1 3,000.00	1 3,000.00	1 3,000.00		
Accountant and auditor.....	1 2,000.00	1 1,860.00	1 1,860.00		
Grade 5, \$1,860 to \$2,400; average, \$2,111.42—	1 2,000.00	1 1,860.00	1 1,860.00		
Senior clerk-stenographer.....	1 2,000.00	1 1,860.00	1 1,860.00		
Senior accountant and auditing assistant.....	1 2,000.00	1 1,860.00	1 1,860.00		
Senior clerk.....	1 1,860.00	1 1,740.00	1 1,740.00		
Grade 4, \$1,680 to \$2,040; average, \$1,860—	4 1,680.00	4 1,680.00	3 1,680.00		
Clerk.....	2 1,800.00	2 1,680.00	2 1,680.00		
Clerk-stenographer.....	3 1,500.00	3 1,500.00	3 1,500.00		
Accounting and auditing assistant.....	1 1,560.00	1 1,500.00	1 1,500.00		
Grade 3, \$1,500 to \$1,860; average, \$1,680—	3 1,680.00	3 1,560.00	3 1,560.00		
Assistant clerk.....	5 1,452.00	5 1,332.00	5 1,332.00		
Senior stenographer.....	40 1,346.00	40 1,346.00	34 1,391.50		
Assistant clerk-stenographer.....	6 1,140.00	6 1,140.00	1 1,140.00		
Grade 2, \$1,320 to \$1,680; average, \$1,500—					
Junior clerk.....					
Junior clerk-stenographer.....					
Grade 1, \$1,140 to \$1,500; average, \$1,320—					
Underclerk-typist.....					
Custodian service:					
Grade 3, \$1,020 to \$1,260; average, \$1,140—					
Messenger.....	1 1,020.00	1 1,020.00	1 1,020.00		
Total number of employees.....	71	71	59		
Total salaries.....	104,220.00	97,900.00	85,133.89		
The difference between 1927 and 1926 is due to—					
Additional amount to pay clerical services employed during 1926 for fractional parts of year because of prorated appropriation.....					
Increase in salaries.....					
Total increase.....					
NEW POSITIONS					
Clerical, administrative, and fiscal service:					
Grade 2, \$1,320 to \$1,680; average, \$1,500—	4 1,320.00				
Junior clerk-stenographers.....					
Total number of employees.....	4				
Total salaries.....	5,280.00				
Grand total salaries.....	109,500.00	97,900.00	85,133.89		

Estimates of appropriations required for the service of the fiscal year ending June 30, 1927—Continued

General object (title of appropriation), date of acts, references to Statutes at Large, or to Revised Statutes, and estimated amount required for each detailed object

Total amount to be appropriated under each head of appropriation

Amount appropriated for the fiscal year ending June 30, 1926

Public Schools, District of Columbia—Continued

For personal services in the department of school attendance and work permits in accordance with the act approved June 4, 1924, and the act approved February 5, 1925 (*acts June 4, 1924, vol. 43, pp. 367-375, secs. 1-19; Feb. 5, 1925, vol. 43, pp. 806-808; Mar. 3, 1925, vol. 43, p. 1230*)

\$29, 900. 00

\$28, 100. 00

	Estimated expenditures, 1927 appropriation	Estimated expenditures, 1926 appropriation	Expended and obligated, 1925
	<i>Average—</i>	<i>Average—</i>	<i>Average—</i>
	<i>No. Salary</i>	<i>No. Salary</i>	<i>No. Salary</i>
Salaries and employees:			
Director.....	1 \$3, 300	1 \$3, 200	
Attendance officers.....	11 1, 590	11 1, 490	11 1, 400-2, 000
Census inspectors.....	6 1, 500	6 1, 400	
Total number of employees.....	18	18	11
Total salaries.....	29, 900	28, 100	15, 400
The difference between 1927 and 1926 is due to longevity allowances (act of June 6, 1924), \$1,800.			

Teachers:

Salaries: For personal services of teachers and librarians in accordance with the act approved June 4, 1924, [\$5,168,000] \$5,564,300: *Provided*, That no part of this sum shall be available for the payment of the salary of any teacher who teaches partisan politics, disrespect of the Holy Bible, or that ours is an inferior form of government (*acts June 20, 1906, vol. 34, pp. 316-321, secs. 1-13; June 4, 1924, vol. 43, pp. 367-375, secs. 1-19; Mar. 3, 1925, vol. 43, p. 1230*).

5, 564, 300. 00

5, 168, 000. 00

No part of any appropriation made in this act shall be paid to any person employed under or in connection with the public schools of the District of Columbia who shall solicit or receive, or permit to be solicited or received, on any public-school premises, any subscription or donation of money or other thing of value from any pupil enrolled in such public schools for presentation of testimonials to school officials or for any purpose except such as may be authorized by the Board of Education at a stated meeting upon a written recommendation of the superintendent of schools (*act Mar. 3, 1925, vol. 43, p. 1230*).

	Estimated expenditures, 1927 appropriation	Estimated expenditures, 1926 appropriation	Expended and obligated, 1925
	<i>Average—</i>	<i>Average—</i>	<i>Average—</i>
	<i>No. Salary</i>	<i>No. Salary</i>	<i>No. Salary</i>
Salaries of teachers and librarians:			
Regular teachers and librarians—			
Class 1A.....	1, 777 \$1, 926. 97	1, 777 \$1, 827. 25	1, 783 \$1, 400-2, 200
Class 2A.....	163 2, 106. 75	163 2, 006. 75	154 1, 600-2, 400
Class 2C.....	90 2, 273. 33	90 2, 173. 33	43 1, 800-2, 800
Class 3A.....	450 2, 548. 00	450 2, 437. 11	438 1, 800-2, 800
Class 3B.....	86 3, 091. 86	86 2, 918. 60	86 2, 900-3, 200
Class 4A.....	10 2, 040. 00	10 1, 940. 00	10 1, 400-2, 200
Total number of employees.....	2, 576	2, 576	2, 514
Total salaries.....	5, 400, 100. 00	5, 143, 100. 00	4, 821, 470
Annual substitutes—			
Class 1A.....	12 1, 400. 00	12 1, 400. 00	
Class 2A.....	3 1, 600. 00	3 1, 600. 00	
Class 2C.....	3 1, 800. 00	3 1, 800. 00	
Class 3A.....	6 1, 800. 00	6 1, 800. 00	
Total number of employees.....	24	24	
Total salaries.....	37, 800. 00	37, 800. 00	
Grand total.....	5, 425, 600. 00	5, 180, 900. 00	4, 821, 470
The difference between 1927 and 1926 is due to longevity allowances (act June 6, 1924), \$257,000.			
New positions (regular teachers)—			
Class 1A.....	20 1, 800. 00		
Class 2A.....	36 2, 000. 00		
Class 2C.....	16 2, 300. 00		
Class 3A.....	18 2, 300. 00		
Total number of employees.....	90		
Total salaries.....	138, 700. 00		
Grand total of salaries.....	5, 564, 300. 00	5, 180, 900. 00	4, 821, 470

Estimates of appropriations required for the service of the fiscal year ending June 30, 1927—Continued

General object (title of appropriation), date of acts, references to Statutes at Large, or to Revised Statutes, and estimated amount required for each detailed object				Total amount to be appropriated under each head of appropriation	Amount appropriated for the fiscal year ending June 30, 1926
Public Schools, District of Columbia—Continued.					
For the instruction and supervision of children in the vacation schools and playgrounds, and supervisors and teachers of vacation schools and playgrounds may also be supervisors and teachers of day schools (<i>acts June 20, 1906, vol. 34, pp. 316-321, secs. 1-13; June 4, 1924, vol. 43, pp. 367-375, secs. 1-19; Mar. 3, 1925, vol. 43, p. 1230</i>)				\$30,000.00	\$30,000.00
	Estimated expenditures, 1927 appropriation	Estimated expenditures, 1926 appropriation	Expended and obligated, 1925		
Salaries of employees.....	\$30,000.00	\$30,000.00	\$29,992.05		
Unobligated balance.....			7.95		
Total.....	30,000.00	30,000.00	30,000.00		
Annuities: For payment of annuities (<i>acts Jan. 15, 1920, vol. 41, p. 387; Mar. 3, 1925, vol. 43, p. 1230</i>)				70,000.00	61,000.00
	Estimated expenditures, 1927 appropriation	Estimated expenditures, 1926 appropriation	Expended and obligated, 1925		
Payment of annuities.....	\$70,000.00	\$61,000.00	\$49,144.42		
Unobligated balance.....			10,855.58		
Total.....	70,000.00	61,000.00	60,000.00		
Night schools: Salaries: For teachers and janitors of night schools, including teachers of industrial, commercial, and trade instruction, and teachers and janitors of night schools may also be teachers and janitors of day schools (<i>acts June 20, 1906, vol. 34, pp. 316-321, secs. 1-13; June 4, 1924, vol. 43, pp. 367-375, secs. 1-19; Mar. 3, 1925, vol. 43, p. 1231</i>)				90,000.00	90,000.00
	Estimated expenditures, 1927 appropriation	Estimated expenditures, 1926 appropriation	Expended and obligated, 1925		
Salaries of employees.....	\$90,000.00	\$90,000.00	\$83,843.50		
Unobligated balance.....			6,156.50		
Total.....	90,000.00	90,000.00	90,000.00		
Contingent expenses: For contingent and other necessary expenses, including equipment and purchase of all necessary articles and supplies for classes in industrial, commercial, and trade instruction (<i>same acts</i>)				4,500.00	4,500.00
	Estimated expenditures, 1927 appropriation	Estimated expenditures, 1926 appropriation	Expended and obligated, 1925		
Materials.....	\$2,300.00	\$2,300.00	\$2,780.88		
Equipment.....	2,200.00	2,200.00	1,427.07		
Unobligated balance.....			292.05		
Total.....	4,500.00	4,500.00	4,500.00		
The deaf, dumb, and blind: For expenses attending the instruction of deaf and dumb persons admitted to the Columbia Institution for the Deaf from the District of Columbia, under section 4864 of the Revised Statutes, and as provided for in the act approved March 1, 1901, and under a contract to be entered into with the said institution by the commissioners (<i>act Mar. 3, 1925, vol. 43, p. 1231</i>)				25,000.00	25,000.00
	Estimated expenditures, 1927 appropriation	Estimated expenditures, 1926 appropriation	Expended and obligated, 1925		
Expenses of instruction of deaf and dumb persons.....	\$25,000	\$25,000	\$24,500		

Estimates of appropriations required for the service of the fiscal year ending June 30, 1927—Continued

General object (title of appropriation), date of acts, references to Statutes at Large, or to Revised Statutes, and estimated amount required for each detailed object				Total amount to be appropriated under each head of appropriation	Amount appropriated for the fiscal year ending June 30, 1926
Public Schools, District of Columbia—Continued.					
For maintenance and tuition of colored deaf mutes of teachable age belonging to the District of Columbia, in Maryland, or some other State, under a contract to be entered into by the commissioners \$4,500: <i>Provided, That all expenditures under this appropriation shall be made under the supervision of the Board of Education (act Mar. 3, 1925, vol. 43, p. 1231)</i> -----				\$4, 500. 00	\$4, 500. 00
	Estimated expenditures, 1927 appropriation	Estimated expenditures, 1926 appropriation	Expended and obligated, 1925		
Expenses of instruction of colored deaf mutes.....	\$4, 500	\$4, 500	\$3, 125		
Unobligated balance.....			1, 375		
Total.....	4, 500	4, 500	5, 000		
For instruction of blind children of the District of Columbia, in Maryland, or some other State, under a contract to be entered into by the commissioners [\$9,500] \$11,000: <i>Provided, That all expenditures under this appropriation shall be made under the supervision of the Board of Education (same act)</i> -----				11, 000. 00	9, 500. 00
	Estimated expenditures, 1927 appropriation	Estimated expenditures, 1926 appropriation	Expended and obligated, 1925		
Expenses of instruction of blind children.....	\$11, 000	\$9, 500	\$9, 250		
Unobligated balance.....			750		
Total.....	11, 000	9, 500	10, 000		
Americanization work:					
For Americanization work and instruction of foreigners of all ages in both day and night classes, and teachers and janitors of Americanization schools may also be teachers and janitors of the day schools (<i>acts June 20, 1906, vol. 34, pp. 316-321, sec. 1013; June 4, 1924, vol. 43, pp. 367-375, secs. 1-19; Mar. 3, 1925, vol. 43, p. 1231</i>)-----				10, 000. 00	10, 000. 00
	Estimated expenditures, 1927 appropriation	Estimated expenditures, 1926 appropriation	Expended and obligated, 1925		
Salaries of employees.....	\$10, 000. 00	\$10, 000. 00	\$9, 004. 94		
Unobligated balance.....			25. 06		
Total.....	10, 000. 00	10, 000. 00	9, 030. 00		
For contingent and other necessary expenses, including books, equipment, and supplies (<i>same acts</i>)-----				2, 000. 00	2, 000. 00
	Estimated expenditures, 1927 appropriation	Estimated expenditures, 1926 appropriation	Expended and obligated, 1925		
Books.....	\$50. 00	\$50. 00	\$95. 84		
Materials.....	700. 00	700. 00	401. 24		
Equipment.....	1, 250. 00	1, 250. 00	1, 470. 02		
Unobligated balance.....			532. 90		
Total.....	2, 000. 00	2, 000. 00	2, 500. 00		

Estimates of appropriations required for the service of the fiscal year ending June 30, 1927—Continued

General object (title of appropriation), date of acts, references to Statutes at Large, or to Revised Statutes, and estimated amount required for each detailed object				Total amount to be appropriated under each head of appropriation	Amount appropriated for the fiscal year ending June 30, 1926
Public Schools, District of Columbia—Continued. Community Center Department: For personal services of the director, general secretaries, and community secretaries in accordance with the act approved June 4, 1924; part-time employees, including janitors, and contingent expenses, equipment, supplies, and lighting fixtures (<i>acts June 4, 1924, vol. 43, pp. 367-375, secs. 1-19; Mar. 3, 1925, vol. 43, p. 1231</i>)				\$39,000.00	\$38,000.00
	Estimated expenditures, 1927 appropriation	Estimated expenditures, 1926 appropriation	Expended and obligated, 1925		
	<i>Average—</i> <i>No. Salary</i>	<i>Average—</i> <i>No. Salary</i>	<i>Average—</i> <i>No. Salary</i>		
Salaries and wages:					
Director.....	1 \$3,400.00	1 \$3,300.00	1 \$3,200.00		
General secretaries.....	2 2,100.00	2 2,050.00	2 1,400.00		
Community secretaries.....	7 1,628.57	7 1,542.85	7 1,400.00		
Total number of employees.....	10	10	10		
Total salaries.....	19,300.00	18,300.00	17,300.00		
The difference between 1927 and 1926 is due to longevity allowances (act of June 6, 1924), \$1,000.					
Temporary services.....	17,600.00	17,600.00	11,091.21		
Materials.....	700.00	700.00	1,726.73		
Equipment.....	1,400.00	1,400.00	2,344.76		
Automobile maintenance.....			931.04		
Unobligated balance.....			8.68		
Total.....	39,000.00	38,000.00	33,400.00		
Care of buildings and grounds: Salaries: For personal services in accordance with the classification act of 1923 (<i>acts June 20, 1906, vol. 34, pp. 316-321, secs. 1-13; Mar. 3, 1923, vol. 42, p. 490; Mar. 3, 1925, vol. 43, p. 1230</i>)				545,000.00	478,400.00
	Estimated expenditures, 1927 appropriation	Estimated expenditures, 1926 appropriation	Expended and obligated, 1925		
	<i>Average—</i> <i>No. Salary</i>	<i>Average—</i> <i>No. Salary</i>	<i>Average—</i> <i>No. Salary</i>		
Salaries:					
Clerical, administrative, and fiscal service—					
Grade 8, \$2,700 to \$3,300; average, \$3,000—					
Administrative assistant (superintendent of janitors).....	1 \$3,000.00	1 \$3,000.00	1 \$2,700.00		
Subprofessional service—					
Grade 2, \$1,140 to \$1,500; average, \$1,320—					
Assistant gardeners (gardener).....	2 1,320.00	2 1,320.00	2 1,320.00		
Custodial service—					
Grade 8, \$1,860 to \$2,400; average, \$2,111.42—					
Principal mechanic (assistant superintendent of janitors).....	1 1,860.00	1 1,860.00			
Principal mechanic (engineer).....	1 1,920.00	1 1,920.00	1 1,920.00		
Grade 7, \$1,680 to \$2,040; average, \$1,860—					
Senior mechanics (engineer).....	5 1,764.00	5 1,764.00	5 1,764.00		
Grade 6, \$1,500 to \$1,860; average, \$1,680—					
Mechanics (engineer).....	4 1,560.00	4 1,560.00	4 1,560.00		
Mechanics (engineer-janitor).....	37 1,542.00	37 1,542.00	37 1,522.70		
Mechanics (electrician).....	4 1,515.00	4 1,515.00	3 1,515.00		
Grade 5, \$1,320 to \$1,680; average, \$1,500—					
Junior mechanics (engineer-janitor).....	24 1,335.00	24 1,335.00	22 1,337.14		
Junior mechanics (assistant engineer).....	10 1,326.00	10 1,326.00	10 1,326.00		
Grade 4, \$1,140 to \$1,500; average, \$1,320—					
Undermechanics (fireman).....	25 1,156.00	25 1,156.00	25 1,156.00		
Assistant foreman of laborers (janitor).....	22 1,164.00	22 1,164.00	22 1,164.58		
Grade 3, \$1,020 to \$1,260; average, \$1,140—					
Senior laborers (janitor).....	68 1,038.00	68 1,038.00	68 1,036.18		
Senior laborers (assistant janitor).....	12 1,145.00	12 1,145.00	12 1,145.00		
Minor mechanics (fireman).....	11 1,056.00	11 1,056.00	10 1,056.00		
Guards (watchman).....	10 1,020.00	10 2,020.00	9 1,020.00		
Junior domestic attendants (matron).....	19 1,020.00	19 1,020.00	19 1,020.00		
Grade 2, \$900 to \$1,140; average, \$1,020—					
Junior laborers (janitor).....	23 1,020.00	23 907.00	23 907.83		
Junior laborers (laborer).....	145 1,020.00	145 948.00	138 958.67		
Subordinate mechanics (coal passer).....	7 948.00	7 908.00	7 900.00		
Grade 1, \$600 to \$780; average, \$690—					
Junior messengers (janitor).....	2 660.00	2 600.00	2 600.00		
Total number of employees.....	433	433	420		
Total salaries.....	490,400.00	478,400.00	452,148.34		
The difference between 1927 and 1926 is due to increase in salaries, \$12,000.					
New positions:					
Custodial service—					
Grade 8, \$1,860 to \$2,400; average, \$2,111.42—					
Principal mechanic (assistant superintendent of janitors).....	1 1,860.00				
Grade 6, \$1,500 to \$1,860; average, \$1,680—					
Mechanics (engineer).....	3 1,500.00				
Mechanics (engineer-janitor).....	3 1,500.00				

Estimates of appropriations required for the service of the fiscal year ending June 30, 1927—Continued

General object (title of appropriation), date of acts, references to Statutes at Large, or to Revised Statutes, and estimated amount required for each detailed object				Total amount to be appropriated under each head of appropriation	Amount appropriated for the fiscal year ending June 30, 1926
<i>Public Schools, District of Columbia—Continued.</i>					
Salaries—Continued.					
Custodial service—Continued.					
Grade 5, \$1,320 to \$1,680; average, \$1,500—					
Junior mechanics (engineer-janitor).....	Average— No. Salary	Average— No. Salary	Average— No. Salary		
Junior mechanics (assistant engineer).....	3 \$1,320.00				
Grade 4, \$1,140 to \$1,500; average, \$1,320—	5 1,320.00				
Undermechanics (fireman).....	14 1,140.00				
Grade 3, \$1,020 to \$1,260; average, \$1,140—					
Senior laborer (assistant janitor).....	1 1,020.00				
Grade 2, \$900 to \$1,140; average, \$1,020—					
Junior laborers (laborer).....	18 900.00				
Total number of employees.....	48				
Total salaries.....	54,600.00				
Grand total salaries.....	545,000.00	\$478,400.00	\$452,148.34		
For care of smaller buildings and rented rooms, including cooking and manual-training schools, wherever located, at a rate not to exceed \$96 per annum for the care of each schoolroom, other than those occupied by atypical or ungraded classes, for which service an amount not to exceed \$120 per annum may be allowed (<i>acts June 20, 1906, vol. 34, pp. 316-321, secs. 1-13; June 4, 1924, vol. 43, pp. 367-375, secs. 1-19; Mar. 3, 1925, vol. 43, p. 1231</i>).....				\$8,000.00	\$8,000.00
Payments to caretakers.....	Estimated expenditures, 1927 appropriation	Estimated expenditures, 1926 appropriation	Expended and obligated, 1925		
Unobligated balance.....	\$8,000.00	\$8,000.00	\$6,766.23		
Total.....	8,000.00	8,000.00	1,233.77		
Hygiene and sanitation; salaries: For personal services in accordance with the classification act of 1923 [\$63,000] <i>\$65,800: Provided, That the person employed in the capacity of chief medical and sanitary inspector shall, under the direction of the health officer of the District of Columbia, give his whole time from nine o'clock a. m. to four o'clock p. m. to, and exercise the direction and control of, the medical inspection and sanitary conditions of the public schools of the District of Columbia: Provided further, That of the persons employed as medical inspectors one shall be a woman, four shall be dentists, and four shall be of the colored race, and that of the graduate nurses employed as public school nurses three shall be of the colored race (acts June 20, 1906, vol. 34, pp. 316-321, secs. 1-13; Mar. 3, 1923, vol. 42, p. 490; Mar. 3, 1925, vol. 43, p. 1231)</i>				65,800.00	63,000.00
Salaries:					
Professional service—					
Grade 4, \$3,800 to \$5,000; average, \$4,400—					
Medical officer (chief medical and sanitary inspector).....	Average— No. Salary	Average— No. Salary	Average— No. Salary		
Special, \$1,680 to \$2,040; average, \$1,860—	1 \$3,800	1 \$3,800	1 \$3,800		
Medical inspectors.....	12 1,680	12 1,680	12 1,680		
Special, \$1,500 to \$1,860; average, \$1,680—					
Dental operators.....	8 1,545	8 1,500	8 1,500		
Special, \$1,320 to \$1,680; average, \$1,500—					
Dental inspectors.....	4 1,440	4 1,320	4 1,320		
Subprofessional service:					
Grade 3, \$1,680 to \$2,040; average, \$1,860—					
Head nurses.....	10 1,800	10 1,680	10 1,680		
Grade 3, \$1,320 to \$1,680; average, \$1,500—					
Dental hygienists.....	4 1,440	4 1,320	4 1,320		
Total number of employees.....	39	39	39		
Total salaries.....	65,800.00	63,000.00	60,731.37		
The difference between 1927 and 1926 is due to—					
Additional amount to pay service employed during 1926 for fractional parts of year because of prorated appropriation.....					\$320
Increase in salaries.....					2,500
Total increase.....					2,820

Estimates of appropriations required for the service of the fiscal year ending June 30, 1927—Continued

General object (title of appropriation), date of acts, references to Statutes at Large, or to Revised Statutes, and estimated amount required for each detailed object				Total amount to be appropriated under each head of appropriation	Amount appropriated for the fiscal year ending June 30, 1926
Public Schools, District of Columbia—Continued.					
For the maintenance of free dental clinics in the public schools (<i>acts June 20, 1906, vol. 34, pp. 316-321, secs. 1-13; June 4, 1924, vol. 43, pp. 367-375, secs. 1-13; Mar. 3, 1925, vol. 43, p. 1232</i>)				\$1,000.00	\$1,000.00
	Estimated expenditures, 1927 appropriation	Estimated expenditures, 1926 appropriation	Expended and obligated, 1925		
Material.....	\$600.00	\$600.00	\$534.85		
Equipment.....	400.00	400.00	257.60		
Unobligated balance.....			57.55		
Total.....	1,000.00	1,000.00	1,000.00		
Miscellaneous: For equipment of temporary rooms for classes above the second grade now on half time and to provide for estimated increased enrollment that may be caused by operation of the compulsory education law, and for purchase of all necessary articles and supplies to be used in the course of instruction which may be provided for atypical and ungraded classes (<i>same acts</i>)				4,500.00	4,500.00
	Estimated expenditures, 1927 appropriation	Estimated expenditures, 1926 appropriation	Expended and obligated, 1925		
Materials.....	\$2,400.00	\$2,400.00	\$2,048.36		
Telephone service.....	100.00	100.00	63.75		
Equipment.....	2,000.00	2,000.00	2,641.68		
Unobligated balance.....			246.21		
Total.....	4,500.00	4,500.00	5,000.00		
For the maintenance of schools for tubercular pupils (<i>same acts</i>)				4,000.00	4,000.00
	Estimated expenditures, 1927 appropriation	Estimated expenditures, 1926 appropriation	Expended and obligated, 1925		
Materials.....	\$3,000.00	\$3,000.00	\$2,786.82		
Equipment.....	1,000.00	1,000.00	804.79		
Unobligated balance.....			408.39		
Total.....	4,000.00	4,000.00	4,000.00		
For transportation for pupils attending schools for tubercular pupils: \$3,000: <i>Provided, That expenditures for car fares from this fund shall not be subject to the general limitations on the use of car fares covered by this act (same acts)</i>				3,000.00	3,000.00
	Estimated expenditures, 1927 appropriation	Estimated expenditures, 1926 appropriation	Expended and obligated, 1925		
Car tokens.....	\$3,000	\$3,000	\$2,850		
Unobligated balance.....			150		
Total.....	3,000	3,000	3,000		
For purchase and repair of furniture, tools, machinery, material, and books, and apparatus to be used in connection with instruction in manual training, and incidental expenses connected therewith (<i>same acts</i>)				70,000.00	65,000.00
	Estimated expenditures, 1927 appropriation	Estimated expenditures, 1926 appropriation	Expended and obligated, 1925		
Materials.....	\$54,000.00	\$40,900.00	\$48,415.01		
Telephone service.....	50.00	50.00	42.39		
Books.....	50.00	50.00	111.78		
Equipment.....	15,000.00	15,000.00	11,361.36		
Unobligated balance.....			60.46		
Total.....	70,000.00	65,000.00	60,000.00		

Estimates of appropriations required for the service of the fiscal year ending June 30, 1927—Continued

General object (title of appropriation), date of acts, references to Statutes at Large, or to Revised Statutes, and estimated amount required for each detailed object				Total amount to be appropriated under each head of appropriation	Amount appropriated for the fiscal year ending June 30, 1926
Public Schools, District of Columbia—Continued.					
For fuel, gas, and electric light and power (<i>acts June 20, 1906, vol. 34, pp. 316-321, secs. 1-13; June 4, 1924, vol. 43 pp. 367-375, secs. 1-19; May 3, 1925, vol. 43, p. 1232</i>)				\$250,000.00	\$250,000.00
	Estimated expenditures, 1927 appropriation	Estimated expenditures, 1926 appropriation	Expended and obligated, 1925		
Fuel.....	\$190,000.00	\$190,000.00	\$149,942.82		
Gas.....	10,000.00	10,000.00	10,533.73		
Electricity.....	50,000.00	50,000.00	43,616.27		
Unobligated balance.....			30,907.18		
Total.....	250,000.00	250,000.00	235,000.00		
Furniture:					
For furniture and equipment, including pianos and window shades, for buildings and additions to buildings, and furniture and equipment for additional kindergartens, [and tools and furnishings for] manual training shops, cooking, housekeeping and cooking, and sewing schools, wherever located, as follows: [Armstrong Manual Training School and addition thereto, \$25,000; sixteen-room building and assembly hall to replace John F. Cook School, \$14,061; addition to Macfarland Junior High School, \$5,114; eight-room building at Fifth and Sheridan Streets, \$5,306; eight-room building at Fifth and Buchanan Streets, \$5,306; equipment and furnishing of Health School for tubercular pupils, \$6,000;] Francis Junior High School, \$48,314; eight-room addition to Brightwood Park School, \$5,806; eight-room addition to Park View School, \$5,806; eight-room addition and assembly hall to Bell School, \$8,531; sixteen-room building and assembly hall at Brightwood, \$15,061; eight-room building and assembly hall on Calvert Street, \$8,531; Cardozo-Randall Junior High School, \$48,314; Stuart Junior High School, \$48,314; three kindergartens, \$3,000; two sewing schools, \$1,200; two housekeeping and cooking schools, \$3,000; two cooking schools, \$2,000; two manual training shops, \$3,000; in all, [\$72,987] \$200,877 (same acts), to be available immediately and to continue available until June 30, 1928				200,877.00	72,987.00
	Estimated expenditures, 1927 appropriation	Estimated expenditures, 1926 appropriation	Expended and obligated, 1925		
Armstrong Manual Training School.....		\$25,000.00	\$99,912.13		
Western High School.....			82,601.14		
Raymond School.....			4,575.19		
Janney School.....			7,381.19		
New J. F. Cook School.....		14,061.00			
Macfarland Junior High School.....		5,114.00			
Fifth and Sheridan Streets.....		5,306.00			
Fifth and Buchanan Streets.....		5,306.00			
Health School.....		6,000.00			
Francis Junior High School.....	\$48,314.00				
Brightwood Park School (8-room addition).....	5,806.00				
Park View School (8-room addition).....	5,806.00				
Bell School (8-room addition and assembly hall).....	8,531.00				
Brightwood School (16-room and assembly hall).....	15,061.00				
Calvert Street (8-room and assembly hall).....	8,531.00				
Cardozo-Randall Junior High School.....	48,314.00				
Stuart Junior High School.....	48,314.00				
Three kindergartens.....	3,000.00	3,000.00	2,982.75		
Two sewing schools.....	1,200.00	1,200.00	1,199.66		
Two housekeeping and cooking schools.....	3,000.00	3,000.00	2,995.19		
Two cooking schools.....	2,000.00	2,000.00	1,999.27		
Two manual-training shops.....	3,000.00	3,000.00	2,978.42		
Unobligated balance.....			6,814.06		
Total.....	200,877.00	72,987.00	213,439.00		

Estimates of appropriations required for the service of the fiscal year ending June 30, 1927—Continued

General object (title of appropriation), date of acts, references to Statutes at Large, or to Revised Statutes, and estimated amount required for each detailed object				Total amount to be appropriated under each head of appropriation	Amount appropriated for the fiscal year ending June 30, 1926
Public Schools, District of Columbia—Continued.					
For contingent expenses, including furniture and repairs of same, pay of cabinetmaker, stationery, printing, ice, and other necessary items not otherwise provided for, and including not exceeding \$3,000 for books of reference and periodicals: [\$80,000] \$85,000: Provided, That a bond shall not be required on account of military supplies or equipment issued by the War Department for military instruction and practice by the students of high schools in the District of Columbia (acts June 20, 1906, vol. 34, pp. 316-321, secs. 1-13; June 4, 1924, vol. 43, pp. 367-375, secs. 1-19; May 3, 1925, vol. 43, p. 1232)				\$85,000.00	\$80,000.00
	Estimated expenditures, 1927 appropriation	Estimated expenditures, 1926 appropriation	Expended and obligated, 1925		
Salaries and wages:					
Custodial service—					
Grade 6, \$1,500 to \$1,860; average, \$1,680—	Average— No. 1 Salary \$1,620.00	Average— No. 1 Salary \$1,560.00	Average— No. 1 Salary \$1,500.00		
Mechanic (cabinetmaker)					
Materials	49,880.00	44,940.00	39,622.82		
Books	3,000.00	3,000.00	2,036.00		
Allowance for motor vehicles			2,600.00		
Telephone service	1,500.00	1,500.00	1,265.51		
Removal of ashes	10,000.00	10,000.00	10,000.00		
Equipment	19,000.00	19,000.00	19,049.77		
Unobligated balance			8.15		
Total	85,000.00	80,000.00	76,040.00		
For the purchase of sanitary paper towels and for fixtures for dispensing the same [to the pupils] (acts June 20, 1906, vol. 34, pp. 316-321, secs. 1-13; June 4, 1924, vol. 43, pp. 367-375, secs. 1-19; Mar. 3, 1925, vol. 43, p. 1232)				2,600.00	2,500.00
	Estimated expenditures, 1927 appropriation	Estimated expenditures, 1926 appropriation	Expended and obligated, 1925		
Paper towels	\$2,600.00	\$2,500.00	\$2,497.95		
Unobligated balance			2.05		
Total	2,600.00	2,500.00	2,500.00		
For purchase of pianos for school buildings and kindergarten schools, at an average cost not to exceed \$300 each (<i>same acts</i>)				1,500.00	1,500.00
	Estimated expenditures, 1927 appropriation	Estimated expenditures, 1926 appropriation	Expended and obligated, 1925		
Pianos	\$1,500.00	\$1,500.00	\$1,362.50		
Unobligated balance			137.50		
Total	1,500.00	1,500.00	1,500.00		
For textbooks and school supplies for use of pupils of the first eight grades, to be distributed by the superintendent of public schools under regulations to be made by the board of education, and for the necessary expenses of purchase, distribution, and preservation of said textbooks, and supplies, including necessary labor not to exceed \$1,000, [\$175,000] \$200,000: Provided, That the commissioners of the District of Columbia, in their discretion, are authorized to exchange any badly damaged book for a new one, the new one to be similar in text to the old one when it was new (act Mar. 3, 1925, vol. 43, p. 1232)				200,000.00	175,000.00
	Estimated expenditures, 1927 appropriation	Estimated expenditures, 1926 appropriation	Expended and obligated, 1925		
Books	\$150,000.00	\$130,000.00	\$82,762.15		
Supplies	49,000.00	44,000.00	41,229.14		
Labor	1,000.00	1,000.00	999.00		
Unobligated balance			19.71		
Total	200,000.00	175,000.00	125,000.00		

Estimates of appropriations required for the service of the fiscal year ending June 30, 1927—Continued

General object (title of appropriation), date of acts, references to Statutes at Large, or to Revised Statutes, and estimated amount required for each detailed object				Total amount to be appropriated under each head of appropriation	Amount appropriated for the fiscal year ending June 30, 1926
Public Schools, District of Columbia—Continued. For maintenance of kindergartens [supplies] (acts June 20, 1906, vol. 34, pp. 316-321, secs. 1-13; June 4, 1924, vol. 43, pp. 367-375, secs. 1-19; Mar. 3, 1925, vol. 43, p. 1233) -----				\$7,000.00	\$7,000.00
	Estimated expenditures, 1927 appropriation	Estimated expenditures, 1926 appropriation	Expended and obligated, 1925		
Materials	\$5,400.00	\$5,400.00	\$4,589.35		
Books	100.00	100.00	160.80		
Equipment	1,500.00	1,500.00	1,517.80		
Unobligated balance			32.05		
Total	7,000.00	7,000.00	6,300.00		
For purchase of United States flags (same acts) -----				2,000.00	1,200.00
	Estimated expenditures, 1927 appropriation	Estimated expenditures, 1926 appropriation	Expended and obligated, 1925		
United States flags	\$2,000.00	\$1,200.00	\$1,199.02		
Unobligated balance98		
Total	2,000.00	1,200.00	1,200.00		
For utensils, materials, and labor, for establishment and maintenance of school gardens (same acts) ----- The Board of Education is authorized to designate the months in which the ten salary payments now required by law shall be made to teachers assigned to the work of instruction in nature study and school gardens (same acts).				3,000.00	3,000.00
	Estimated expenditures, 1927 appropriation	Estimated expenditures, 1926 appropriation	Expended and obligated, 1925		
Labor	\$1,000.00	\$1,000.00	\$779.50		
Materials	2,000.00	2,000.00	2,169.64		
Unobligated balance			50.86		
Total	3,000.00	3,000.00	3,000.00		
For purchase of apparatus, fixtures, specimens, technical books, and for extending the equipment and for the maintenance of laboratories of the departments of physics, chemistry, biology, and general science in the several high and junior high schools and normal schools, and for the installation of the same (same acts) -----				13,000.00	12,000.00
	Estimated expenditures, 1927 appropriation	Estimated expenditures, 1926 appropriation	Expended and obligated, 1925		
Materials	\$6,450.00	\$6,450.00	\$3,846.23		
Books	50.00	50.00	135.29		
Equipment	6,500.00	5,500.00	5,404.27		
Unobligated balance			614.21		
Total	13,000.00	12,000.00	10,000.00		

Estimates of appropriations required for the service of the fiscal year ending June 30, 1927—Continued

General object (title of appropriation), date of acts, references to Statutes at Large, or to Revised Statutes, and estimated amount required for each detailed object				Total amount to be appropriated under each head of appropriation	Amount appropriated for the fiscal year ending June 30, 1926
Public Schools, District of Columbia—Continued.					
For rent of school buildings and grounds, storage and stock rooms (<i>acts June 20, 1906, vol. 34, pp. 316-321, secs. 1-13; June 4, 1924, vol. 43, pp. 367-375, secs. 1-19; Mar. 3, 1925, vol. 43, p. 1234</i>)				\$18,000.00	\$20,000.00
	Estimated expenditures, 1927 appropriation	Estimated expenditures, 1926 appropriation	Expended and obligated, 1925		
Rent of school buildings and grounds, storage and stock rooms	\$18,000	\$20,000	\$16,430.70		
Unobligated balance					
Total	18,000	20,000	16,500		
The children of officers and men of the United States Army and Navy and children of other employees of the United States stationed outside the District of Columbia shall be admitted to the public schools without payment of tuition (<i>act Mar. 3, 1925, vol. 43, p. 1233</i>). For repairs and improvements to school buildings and grounds and for repairing and renewing heating, plumbing, and ventilating apparatus, and installation of sanitary drinking fountains in buildings not supplied with same and maintenance of motor trucks, [\$450,000] \$475,000, to be available immediately (<i>same act</i>)				475,000.00	450,000.00
	Estimated expenditures, 1927 appropriation	Estimated expenditures, 1926 appropriation	Expended and obligated, 1925		
Carpentering:					
Labor	\$84,000.00	\$70,000.00	\$60,580.36		
Material	54,000.00	36,000.00	24,495.74		
Tinning:					
Labor	22,500.00	15,500.00	13,599.79		
Material	11,000.00	9,000.00	4,682.82		
Heating:					
Labor	47,833.33	45,000.00	27,865.35		
Material	49,666.00	51,500.00	54,857.97		
Plumbing:					
Labor	20,060.25	11,250.00	7,202.80		
Material	9,250.00	6,750.00	5,529.66		
Painting:					
Labor	35,200.00	32,301.08	23,879.63		
Material	10,700.00	10,300.00	10,199.47		
Glazing:					
Labor	4,040.00	4,000.00	2,962.07		
Material	4,040.00	4,000.00	2,965.54		
Grading and cement work:					
Labor	45,802.35	18,000.00	18,203.00		
Material	18,000.00	4,500.00	7,785.58		
Gas engine and electrical work:					
Labor	24,293.02	43,000.00	15,326.09		
Material	21,415.05	77,000.00	36,532.52		
Miscellaneous:					
Labor	1,000.00	900.00	850.00		
Material	1,000.00	900.00	841.65		
Electricity, gas, ice, coal, telephone, car fare, forage, and pro rata share of upkeep of repair shop	10,000.00	8,898.92	5,398.92		
Engineer department stables	1,200.00	1,200.00	1,111.11		
Total	475,000.00	450,000.00	325,000.00		
For maintenance and repair of [one hundred] school playgrounds [now established] (<i>same act</i>)				5,300.00	4,500.00
	Estimated expenditures, 1927 appropriation	Estimated expenditures, 1926 appropriation	Expended and obligated, 1925		
Maintenance and repair of school playgrounds	\$5,300.00	\$4,500.00	\$4,489.72		
Unobligated balance			10.28		
Total	5,300.00	4,500.00	4,500.00		

Estimates of appropriations required for the service of the fiscal year ending June 30, 1927—Continued

General object (title of appropriation), date of acts, references to Statutes at Large, or to Revised Statutes, and estimated amount required for each detailed object				Total amount to be appropriated under each head of appropriation	Amount appropriated for the fiscal year ending June 30, 1926
Public Schools, District of Columbia—Continued.					
For equipment, grading, and improving eight additional school yards for the purposes of play of pupils, \$4,000: <i>Provided</i> , That such playgrounds shall be kept open for play purposes in accordance with the schedule maintained for playgrounds under the jurisdiction of the playground department (<i>act Mar. 3, 1925, vol. 43, p. 1234</i>)				\$4, 000. 00	\$4, 000. 00
	Estimated expenditures, 1927 appropriation	Estimated expenditures, 1926 appropriation	Expended and obligated, 1925		
Equipment, grading, and improving school yards for purposes of play of pupils	\$4, 000. 00	\$4, 000. 00	\$3, 970. 37		
Unobligated balance			29. 63		
Total	4, 000. 00	4, 000. 00	4, 000. 00		
For repair, replacement, and extension of equipment, furniture, and furnishings, including pianos, to adapt for use as junior high schools, the old Eastern High School, [\$6,000;] \$8,000; the Jefferson School, [\$4,000;] \$8,000; the Randall School, \$5,000; and the Powell School, \$6,000; in all, [\$21,000] \$22,000 (<i>same acts</i>)				22, 000. 00	21, 000. 00
	Estimated expenditures, 1927 appropriation	Estimated expenditures, 1926 appropriation	Expended and obligated, 1925		
Old Eastern High School	\$8, 000. 00	\$6, 000. 00	\$3, 994. 85		
Jefferson School	8, 000. 00	4, 000. 00	4, 984. 30		
Randall School		5, 000. 00	3, 998. 38		
Powell School	6, 000. 00	6, 000. 00			
Unobligated balance			22. 47		
Total	22, 000. 00	21, 000. 00	13, 000. 00		
Total, public schools				8, 610, 577. 00	7, 911, 837. 00
Buildings and Grounds, Public Schools, District of Columbia—					
[For enlarging heating plant and completion of the addition to the Armstrong Technical School] (<i>act Mar. 3, 1925, vol. 43, p. 1233</i>)					50, 000. 00
	Estimated expenditures, 1927 appropriation	Estimated expenditures, 1926 appropriation	Expended and obligated, 1925		
Enlarging heating plant and completing the addition to the Armstrong Technical High School		\$50, 000			
[For the purchase of additional land adjoining the site provided for the John R. Francis Junior High School] (<i>same act</i>)					50, 000. 00
	Estimated expenditures, 1927 appropriation	Estimated expenditures, 1926 appropriation	Expended and obligated, 1925		
Purchase of land adjoining the site for the Francis Junior High School		\$50, 000			
[For beginning the construction of the John R. Francis Junior High School, on a site already provided for at Twenty-fourth and N Streets, northwest, \$175,000, and the commissioners are hereby authorized to enter into a contract or contracts, as in this act provided, for such building at a cost not to exceed \$475,000] (<i>same act</i>)					175, 000. 00
	Estimated expenditures, 1927 appropriation	Estimated expenditures, 1926 appropriation	Expended and obligated, 1925		
Beginning the construction of the Francis Junior High School		\$175, 000			

Estimates of appropriations required for the service of the fiscal year ending June 30, 1927—Continued

General object (title of appropriation), date of acts, references to Statutes at Large, or to Revised Statutes, and estimated amount required for each detailed object				Total amount to be appropriated under each head of appropriation	Amount appropriated for the fiscal year ending June 30, 1926
Buildings and Grounds, Public Schools, District of Columbia—Continued.					
【For the construction of a wing to the Macfarland Junior High School】 (<i>act Mar. 3, 1925, vol. 43, p. 1233</i>)					\$125,000.00
	Estimated expenditures, 1927 appropriation	Estimated expenditures, 1926 appropriation	Expended and obligated, 1925		
Construction of a wing to the Macfarland Junior High School		\$125,000			
【For the purchase of land adjacent to the Bruce School to provide for the construction of an addition to that school】 (<i>same act</i>)					25,000.00
	Estimated expenditures, 1927 appropriation	Estimated expenditures, 1926 appropriation	Expended and obligated, 1925		
Purchase of land adjacent to the Bruce School		\$25,000			
【For the construction of an eight-room addition to the Bruce School】 (<i>same act</i>)					120,000.00
	Estimated expenditures, 1927 appropriation	Estimated expenditures, 1926 appropriation	Expended and obligated, 1925		
Construction of an 8-room addition to the Bruce School		\$120,000			
【For the construction of the Stuart Junior High School with a combined assembly hall and gymnasium on the site provided for said building at Fourth and E Streets northeast】 (<i>same act</i>)					475,000.00
	Estimated expenditures, 1927 appropriation	Estimated expenditures, 1926 appropriation	Expended and obligated, 1925		
Construction of the Stuart Junior High School		\$475,000			
【For the construction of an eight-room extensible building on the site at Fifth and Sheridan Streets northwest】 (<i>same act</i>)					140,000.00
	Estimated expenditures, 1927 appropriation	Estimated expenditures, 1926 appropriation	Expended and obligated, 1925		
Construction of an 8-room extensible building at Fifth and Sheridan Streets NW		\$140,000			
【For the construction of an eight-room building on the site near Fifth and Buchanan Streets northwest】 (<i>same act</i>)					140,000.00
	Estimated expenditures, 1927 appropriation	Estimated expenditures, 1926 appropriation	Expended and obligated, 1925		
Construction of an 8-room building near Fifth and Buchanan Streets NW		\$140,000			

Estimates of appropriations required for the service of the fiscal year ending June 30, 1927—Continued

General object (title of appropriation), date of acts, references to Statutes at Large, or to Revised Statutes, and estimated amount required for each detailed object				Total amount to be appropriated under each head of appropriation	Amount appropriated for the fiscal year ending June 30, 1926
Buildings and Grounds, Public Schools, District of Columbia—Continued.					
[For the purchase of a site for a new school in the vicinity of Rhode Island Avenue and South Dakota Avenue northeast] (act Mar. 3, 1925, vol. 43, p. 1233)					\$25,000. 00
	Estimated expenditures, 1927 appropriation	Estimated expenditures, 1926 appropriation	Expended and obligated, 1925		
Purchase of land in the vicinity of Rhode Island Avenue and South Dakota Avenue NE.....		\$25,000			
[For the purchase of land adjoining the Brightwood Park School to provide for an addition to that school] (same act)					20,000. 00
	Estimated expenditures, 1927 appropriation	Estimated expenditures, 1926 appropriation	Expended and obligated, 1925		
Purchase of land adjoining the Brightwood Park School.....		\$20,000			
[For the construction of an eight-room addition to the Brightwood Park School] (same act)					140,000. 00
	Estimated expenditures, 1927 appropriation	Estimated expenditures, 1926 appropriation	Expended and obligated, 1925		
Construction of an 8-room addition to the Brightwood Park School.....		\$140,000			
[For the purchase of a site for a new school in the vicinity of Thirteenth and Montague Streets northwest] (same act)					60,000. 00
	Estimated expenditures, 1927 appropriation	Estimated expenditures, 1926 appropriation	Expended and obligated, 1925		
Purchase of land in the vicinity of Thirteenth and Montague Streets NW.....		\$60,000			
For the completion of the construction of the Francis Junior High School and the commissioners are hereby authorized to enter into contract or contracts, as in this act provided, for such building at a cost not to exceed \$500,000 (submitted) (acts Feb. 26, 1925, vol. 43, p. 992; Mar. 3, 1925, vol. 43, p. 1234)				\$325,000. 00	
			Estimated expenditures, 1927 appropriation		
Completion of the construction of the Francis Junior High School.....			\$325,000		
For preliminary studies on plans and specifications for a new school building for the Business High School (act Feb. 26, 1925, vol. 43, p. 993)				5,000. 00	
			Estimated expenditures, 1927 appropriation		
Preparation of plans and specifications for a new building for the Business High School ..			\$5,000		

Estimates of appropriations required for the service of the fiscal year ending June 30, 1927—Continued

General object (title of appropriation), date of acts, references to Statutes at Large, or to Revised Statutes, and estimated amount required for each detailed object		Total amount to be appropriated under each head of appropriation	Amount appropriated for the fiscal year ending June 30, 1926
Buildings and Grounds, Public Schools, District of Columbia—Continued.			
<i>For the purchase of a site on which to locate a new junior high school building in Brightwood or vicinity (submitted) (act Feb. 26, 1925, vol. 43, p. 993)</i> -----		\$100, 000. 00	
	Estimated expenditures, 1927 appropriation		
Purchase of land in Brightwood or vicinity-----	\$100, 000		
<i>For the purchase of a site on which to locate a new sixteen-room school building in the vicinity of Fourteenth and Ogden Streets northwest (submitted) (same act)</i> -----		100, 000. 00	
	Estimated expenditures, 1927 appropriation		
Purchase of site in the vicinity of Fourteenth and Ogden Streets NW-----	\$100, 000		
<i>For the purchase of a site on which to locate a new sixteen-room school building in the vicinity of Sixteenth and Webster Streets northwest (submitted) (same act)</i> -----		100, 000. 00	
	Estimated expenditures, 1927 appropriation		
Purchase of land in the vicinity of Sixteenth and Webster Streets NW-----	\$100, 000		
<i>For the purchase of land in the vicinity of the Morgan School for playground purposes (submitted) (same act)</i> -----		17, 500. 00	
	Estimated expenditures, 1927 appropriation		
Purchase of land in the vicinity of the Morgan School-----	\$17, 500		
In all, [\$1,545,000] \$647,500 , to be disbursed and accounted for as "Buildings and grounds, public schools," and for that purpose shall constitute one fund and shall be available immediately: <i>Provided</i> , That no part of such fund shall be used for or on account of any school building or site not herein specified.			
For the following, to be paid from the special fund created by the act entitled "An act making an adjustment of certain accounts between the United States and the District of Columbia," approved February 2, 1925: [For beginning the construction of new buildings for the McKinley Technical High School, \$1,000,000, and the commissioners are authorized to enter into contract or contracts for such buildings at a cost, exclusive of the treatment of the grounds, not to exceed \$2,250,000: <i>Provided</i> , That title to and jurisdiction over reservation 277-F, being part of square 3526, are hereby transferred to the District of Columbia, the said reservation to be included in the site acquired or to be acquired for the McKinley Technical High School; and the Commissioners of the District of Columbia are hereby authorized and directed to close all streets and alleys in the area acquired or to be acquired for the McKinley Technical High School and the Langley Junior High School buildings and grounds, where title to the property on both sides of any such streets or alleys shall be in the District of Columbia, the title to the land in such streets or alleys so closed to revert to the District of Columbia for school purposes.] (act Mar. 4, 1925, vol. 43, p. 1320)-----			\$1, 000, 000. 00
	Estimated expenditures, 1927 appropriation	Estimated expenditures, 1926 appropriation	Expended and obligated, 1925
Beginning the construction of new buildings for the McKinley Technical High School-----		\$1, 000, 000	

Estimates of appropriations required for the service of the fiscal year ending June 30, 1927—Continued

General object (title of appropriation), date of acts, references to Statutes at Large, or to Revised Statutes, and estimated amount required for each detailed object				Total amount to be appropriated under each head of appropriation	Amount appropriated for the fiscal year ending June 30, 1926
Buildings and Grounds, Public Schools, District of Columbia—Continued.					
[For the erection of an eight-room extensible building, including a combined gymnasium and assembly hall, on a site on Calvert Street now owned by the District of Columbia] (act Mar. 4, 1925, vol. 43, p. 1320)-----					\$175, 000. 00
	Estimated expenditures, 1927 appropriation	Estimated expenditures, 1926 appropriation	Expended and obligated, 1925		
Construction of an 8-room extensible building on a site on Calvert Street-----		\$175, 000			
[For the construction of a combined assembly hall and gymnasium for the Macfarland Junior High School] (same act)-----					100, 000. 00
	Estimated expenditures, 1927 appropriation	Estimated expenditures, 1926 appropriation	Expended and obligated, 1925		
Construction of combined assembly hall and gymnasium at the Macfarland Junior High School-----		\$100, 000			
[For the purchase of land adjoining the Garnet-Patterson School to provide for the erection of a new building to replace the present buildings] (same acts)-----					55, 000. 00
	Estimated expenditures, 1927 appropriation	Estimated expenditures, 1926 appropriation	Expended and obligated, 1925		
Purchase of land adjoining the Garnet-Patterson School-----		\$55, 000			
[For the construction of an eight-room addition to the Bell School, including a combination gymnasium and assembly hall, the necessary remodeling of the present building, and the purchase of additional land] (same act)-----					215, 000. 00
	Estimated expenditures, 1927 appropriation	Estimated expenditures, 1926 appropriation	Expended and obligated, 1925		
Construction of an 8-room addition to the Bell School-----		\$215, 000			
[For the erection of a sixteen-room building, including combination assembly hall and gymnasium, to replace the present Brightwood School] (same act)-----					275, 000. 00
	Estimated expenditures, 1927 appropriation	Estimated expenditures, 1926 appropriation	Expended and obligated, 1925		
Construction of a 16-room building to replace the Brightwood School-----		\$275, 000			
[For the construction of an eight-room addition to the Park View School, including necessary remodeling of the present building and purchase of additional land] (same act)-----					154, 000. 00
	Estimated expenditures, 1927 appropriation	Estimated expenditures, 1926 appropriation	Expended and obligated, 1925		
Construction of 8-room addition to the Park View School-----		\$154, 000			

Estimates of appropriations required for the service of the fiscal year ending June 30, 1927—Continued

General object (title of appropriation), date of acts, references to Statutes at Large, or to Revised Statutes, and estimated amount required for each detailed object				Total amount to be appropriated under each head of appropriation	Amount appropriated for the fiscal year ending June 30, 1926
Buildings and Grounds, Public Schools, District of Columbia—Continued.					
For the construction on land owned by the District of Columbia of an eight-room addition to the Cardozo School, including a combination gymnasium and assembly hall, for use as the Randall Junior High School (act Mar. 4, 1925, vol. 43, p. 1320)					\$225, 000. 00
	Estimated expenditures, 1927 appropriation	Estimated expenditures, 1926 appropriation	Expended and obligated, 1925		
Construction of an 8-room addition to the Cardozo School		\$225, 000			
For connecting the new addition to the Armstrong Technical High School with the present building and for necessary reconstruction of the present building, \$50,000: Provided, That the Commissioners of the District of Columbia are hereby authorized and directed to close all of that part of the thirty-foot alley and the alley connections thereto in square 553 lying east of the fifteen-foot alley running north and south through said square, the title to the land in said alley and alley connections so closed to revert to the District of Columbia for school purposes; and the commissioners may open such alley or right of way through any property owned by the District of Columbia in said square as they may deem necessary in the public interest to serve in lieu of the alley or alley connections so closed (act Mar. 4, 1925, vol. 43, pp. 1320-1321)					50, 000. 00
	Estimated expenditures, 1927 appropriation	Estimated expenditures, 1926 appropriation	Expended and obligated, 1925		
Connecting the new addition to the Armstrong Technical High School with the present building		\$50, 000			
For necessary remodeling of the old Western High School building (same act)					47, 500. 00
	Estimated expenditures, 1927 appropriation	Estimated expenditures, 1926 appropriation	Expended and obligated, 1925		
Remodeling of the old Western High School building		\$47, 500			
For the purchase of a site on which to locate a new school building in the vicinity of the Adams School, to replace the Adams School (same act)					160, 000. 00
	Estimated expenditures, 1927 appropriation	Estimated expenditures, 1926 appropriation	Expended and obligated, 1925		
Purchase of site in the vicinity of the Adams School		\$160, 000			
For the purchase of land in the vicinity of the O Street Vocational School to provide for the construction of an addition to said school (same acts)					75, 000. 00
	Estimated expenditures, 1927 appropriation	Estimated expenditures, 1926 appropriation	Expended and obligated, 1925		
Purchase of land in the vicinity of the O Street Vocational School		\$75, 000			

Estimates of appropriations required for the service of the fiscal year ending June 30, 1927—Continued

General object (title of appropriation), date of acts, references to Statutes at Large, or to Revised Statutes, and estimated amount required for each detailed object				Total amount to be appropriated under each head of appropriation	Amount appropriated for the fiscal year ending June 30, 1926
Buildings and Grounds, Public Schools, District of Columbia—Continued. [For the purchase of a site on which to locate a new junior high-school building in Georgetown.] (act Mar. 4, 1925, vol. 43, pp. 1320-1321)					\$100,000. 00
	Estimated expenditures, 1927 appropriation	Estimated expenditures, 1926 appropriation	Expended and obligated, 1925		
Purchase of site for junior high school in Georgetown.....		\$100,000			
<i>For continuing the construction of the new building for the McKinley Technical High School (act Feb. 26, 1925, vol. 43, p. 993; Mar. 4, 1925, vol. 43, p. 1320) (submitted)</i>				\$200,000. 00	
			Estimated expenditures, 1927 appropriation		
Continuing the construction of new buildings for the McKinley Technical High School.....			\$200,000		
<i>For the construction of an eight-room addition, including a combined gymnasium and assembly hall, to the Burroughs School, including the necessary remodeling of the present building (act Feb. 26, 1925, vol. 43, p. 988) (submitted)</i>				245,000. 00	
			Estimated expenditures, 1927 appropriation		
Construction of an addition to the Burroughs School.....			\$245,000		
<i>For the construction of a third-story addition of four rooms to the Amidon School, including the necessary remodeling of the present building (same act) (submitted)</i>				80,000. 00	
			Estimated expenditures, 1927 appropriation		
Construction of a third-story addition to the Amidon School.....			\$80,000		
<i>For the erection of a twenty-four-room building to replace the present Garnet-Patterson School building in accordance with the plans of the Macfarland Junior High School, \$300,000, and the commissioners are hereby authorized to enter into contract or contracts, as in this act provided, for such building at a cost not to exceed \$500,000 (act of Feb. 26, 1925, vol. 43, p. 993) (submitted)</i>				300,000. 00	
			Estimated expenditures, 1927 appropriation		
Construction of a 24-room building to replace the present Garnet-Patterson School.....			\$300,000		
<i>For the construction of a four-room addition to the Smothers School, including the necessary remodeling of the present building (submitted) (act Feb. 26, 1925, vol. 43, p. 990)</i>				85,000. 00	
			Estimated expenditures, 1927 appropriation		
Construction of a 4-room addition to the Smothers School.....			\$35,000		

Estimates of appropriations required for the service of the fiscal year ending June 30, 1927—Continued

General object (title of appropriation), date of acts, references to Statutes at Large, or to Revised Statutes, and estimated amount required for each detailed object				Total amount to be appropriated under each head of appropriation	Amount appropriated for the fiscal year ending June 30, 1926
Buildings and Grounds, Public Schools, District of Columbia—Continued.					
<i>For the purchase of a site on which to locate a new eight-room school building in Potomac Heights or vicinity to replace the one-room building on Conduit Road (submitted) (act Feb. 26, 1925, vol. 43, p. 990)-----</i>				\$15,000. 00	
			Estimated expenditures, 1927 appropriation		
Purchase of land in Potomac Heights or vicinity.....			\$15,000		
<i>For the purchase of a site on which to locate a new sixteen-room school building in the vicinity of Alaska Avenue and Holly Street (submitted) (same act)-----</i>				75,000. 00	
	Estimated expenditures, 1927 appropriation	Estimated expenditures, 1926 appropriation	Expended and obligated, 1925		
Purchase of land in the vicinity of Alaska Avenue and Holly Street.....		\$75,000			
<i>For the purchase of land in the vicinity of the Wheatley School for playground purposes (submitted) (same act)-----</i>				15,000. 00	
			Estimated expenditures, 1927 appropriation		
Purchase of land in the vicinity of the Wheatley School.....			\$15,000		
<i>For the erection of a junior high school building on the site purchased for that purpose in Georgetown in accordance with the plans of the Macfarland Junior High School, \$200,000; and the commissioners are authorized to enter into contract or contracts, as in this act provided, for such building at a cost not to exceed \$500,000 (submitted)-----</i>				200,000. 00	
			Estimated expenditures, 1927 appropriation		
Junior high school building, Georgetown.....			\$200,000		
<i>For the construction of an addition to the Langley Junior High School, including an assembly hall and gymnasium (submitted)-----</i>				400,000. 00	
			Estimated expenditures, 1927 appropriation		
Addition to Langley Junior High School.....			\$400,000		
<i>For the construction of an addition to the Hine Junior High School (submitted)-----</i>				100,000. 00	
			Estimated expenditures, 1927 appropriation		
Addition to Hine Junior High School.....			\$100,000		

Estimates of appropriations required for the service of the fiscal year ending June 30, 1927—Continued

General object (title of appropriation), date of acts, references to Statutes at Large, or to Revised Statutes, and estimated amount required for each detailed object	Total amount to be appropriated under each head of appropriation	Amount appropriated for the fiscal year ending June 30, 1926				
<i>Buildings and Grounds, Public Schools, District of Columbia—Continued.</i> <i>For the purchase of land in the vicinity of the Dunbar High School (submitted)</i> -----	\$160, 000. 00					
<table><tr><td></td><td>Estimated expenditures, 1927 appropriation</td></tr><tr><td>Purchase of land.....</td><td>\$160, 000</td></tr></table>		Estimated expenditures, 1927 appropriation	Purchase of land.....	\$160, 000		
	Estimated expenditures, 1927 appropriation					
Purchase of land.....	\$160, 000					
<i>For the construction of a combined gymnasium and assembly hall at the Petworth School in accordance with the original plans for the construction of said building (submitted)</i> -----	75, 000. 00					
<table><tr><td></td><td>Estimated expenditures, 1927 appropriation</td></tr><tr><td>Gymnasium and assembly hall, Petworth School.....</td><td>\$75, 000</td></tr></table>		Estimated expenditures, 1927 appropriation	Gymnasium and assembly hall, Petworth School.....	\$75, 000		
	Estimated expenditures, 1927 appropriation					
Gymnasium and assembly hall, Petworth School.....	\$75, 000					
<i>For the construction of a combined gymnasium and assembly hall at the West School in accordance with the original plans for the construction of said building (submitted)</i> -----	75, 000. 00					
<table><tr><td></td><td>Estimated expenditures, 1927 appropriation</td></tr><tr><td>Gymnasium and assembly hall, West School.....</td><td>\$75, 000</td></tr></table>		Estimated expenditures, 1927 appropriation	Gymnasium and assembly hall, West School.....	\$75, 000		
	Estimated expenditures, 1927 appropriation					
Gymnasium and assembly hall, West School.....	\$75, 000					
<p>In all, [\$2,631,500.] \$2,025,000 to be disbursed and accounted for as "Building and grounds, public schools, surplus revenue fund," and for this purpose shall constitute one fund, and remain available until expended: <i>Provided</i>, That no part of such fund shall be used for or on account of any school building or site not herein specified: Provided further, That the commissioners may employ expert consulting services in connection with the projects authorized herein in an amount not to exceed \$1,500.]</p> <p>None of the money appropriated by this act shall be paid or obligated toward the construction of or addition to any building the whole and entire construction of which, exclusive of heating, lighting, and plumbing, shall not have been awarded in one or a single contract, separate and apart from any other contract, project, or undertaking, to the lowest bidder complying with all the legal requirements as to a deposit of money or the execution of a bond, or both, for the faithful performance of the contract: <i>Provided further</i>, That nothing herein shall be construed as repealing existing law giving the commissioners the right to reject all bids (<i>same acts</i>).</p> <p>The total cost of the sites and of the several and respective buildings herein provided for, including heating, lighting, and plumbing, when completed upon plans and specifications to be made previously and approved, shall not exceed the several and respective sums of money herein respectively appropriated or authorized for such purposes, any provision in this act to the contrary notwithstanding.] (<i>same acts</i>).</p> <p>The plans and specifications for all buildings provided for in this act under appropriations administered by the commissioners of the District of Columbia shall be prepared under the supervision of the municipal architect, and those for school buildings after consultation with the Board of Education, and shall be approved by the commissioners and shall be constructed in conformity thereto (<i>same acts</i>).</p> <p>The school buildings authorized and appropriated for herein shall be constructed with all doors intended to be used as exits or entrances opening outward, and each of said buildings having an excess of eight rooms shall have at least four exits. Appropriations carried in this act shall not be used for the maintenance of school in any building unless all outside doors thereto used as exits or entrances shall open outward and be kept unlocked every school day from one-half hour before until one-half hour after school hours (<i>same acts</i>).</p>						
Total, buildings and grounds, public schools.....	2, 672, 500. 00	4, 176, 500. 00				
Total, public schools.....	11, 283, 077. 00	12, 088, 337. 00				

Estimates of appropriations required for the service of the fiscal year ending June 30, 1927—Continued

General object (title of appropriation), date of acts, references to Statutes at Large, or to Revised Statutes, and estimated amount required for each detailed object				Total amount to be appropriated under each head of appropriation	Amount appropriated for the fiscal year ending June 30, 1926
Metropolitan Police, District of Columbia— Salaries: For the pay and allowance of officers and members of the Metropolitan police force in accordance with the act entitled "An act to fix the salaries of the Metropolitan police force, the United States park police force, and the fire department of the District of Columbia" [including the present chief clerk of the police department, who shall be appointed an assistant superintendent on the Metropolitan police force] (<i>act Mar. 3, 1925, vol. 43, p. 1234</i>)				\$2, 720, 570. 00	\$2, 646, 900. 00
	Estimated expenditures, 1927 appropriation	Estimated expenditures, 1926 appropriation	Expended and obligated, 1925		
	<i>Average—</i> No. Salary	<i>Average—</i> No. Salary	<i>Average—</i> No. Salary		
Major and superintendent.....	1 \$5, 200	1 \$5, 200	1 \$5, 200		
Assistant superintendents.....	2 3, 500	3 3, 500	2 3, 500		
Inspector (assigned to command of detective bureau with rank of assistant superintendent).....	1 3, 500	1 3, 500	1 3, 500		
Inspectors.....	3 3, 250	3 3, 250	3 3, 250		
Captains.....	13 3, 000	12 3, 000	12 3, 000		
Lieutenants (one of whom shall be harbor master).....	21 2, 700	20 2, 700	20 2, 700		
Lieutenant (assigned as assistant to inspector commanding the detective bureau with rank of captain).....	1 3, 000	1 3, 000	1 3, 000		
Sergeants.....	56 2, 400	56 2, 400	56 2, 400		
Privates of classes 1, 2, and 3.....	1, 185 {1, 800 1, 900 2, 100}	1, 185 {1, 800 1, 900 2, 100}	1, 057 {1, 800 1, 900 2, 100}		
Total personnel.....	1, 281	1, 282	1, 153		
Total salaries.....	2, 669, 760. 00	2, 623, 950. 00	2, 197, 478. 89		
Additional compensation for privates detailed for special service in the detection and prevention of crime, at \$600 each.....	40 24, 000. 00	40 24, 000. 00	35 21, 000. 00		
Additional compensation for privates detailed for special service in the various precincts for the detection and prevention of crime, at \$240 each.....	14 3, 360. 00	14 3, 360. 00	14 3, 360. 00		
Allowance for inspectors mounted on motor vehicles, at \$480 each.....	2 960. 00	2 960. 00	2 960. 00		
Allowance for captains, lieutenants, sergeants and privates mounted on horses, at \$450 each.....	25 11, 250. 00	25 11, 250. 00	25 11, 250. 00		
Allowance for lieutenants, sergeants, and privates mounted on bicycles, at \$70 each.....	32 2, 240. 00	32 2, 240. 00	32 2, 240. 00		
Additional compensation for members of the police force detailed to the motor-cycle service, at \$120 each.....	75 9, 000. 00	75 9, 000. 00	50 6, 000. 00		
Balance unexpended (1925).....			188, 441. 11		
Total.....	2, 720, 570. 00	2, 674, 760. 00	2, 430, 730. 00		
For personal services in accordance with classification act of 1923 (<i>act Mar. 3, 1925, vol. 43, p. 1234</i>)				74, 740. 00	69, 600. 00
	Estimated expenditures, 1927 appropriation	Estimated expenditures, 1926 appropriation	Expended and obligated, 1925		
	<i>Average—</i> No. Salary	<i>Average—</i> No. Salary	<i>Average—</i> No. Salary		
Salaries:					
Clerical, administrative, and fiscal service—					
Grade 10, \$3,300 to \$3,900; average, \$3,600—	1 \$3, 300	1 \$3, 300	1 \$3, 600		
Junior administrative officer.....	1 2, 100	1 2, 100	1 2, 040		
Grade 5, \$1,860 to \$2,400; average, \$2,130—	2 1, 860	2 1, 860			
Head stenographer.....	1 1, 740	1 1, 680	2 1, 740		
Senior clerk-stenographers.....	1 1, 440	1 1, 380	1 1, 440		
Grade 4, \$1,680 to \$2,040; average, \$1,860—	3 1, 480	3 1, 460	3 1, 360		
Principal stenographer.....	1 1, 440	1 1, 380	1 1, 320		
Clerk-stenographer.....	9 1, 367	9 1, 367	9 1, 140		
Grade 2, \$1,320 to \$1,680; average, \$1,500—	1 1, 260	1 1, 200	1 1, 140		
Junior clerks.....	1 1, 440	1 1, 380	1 1, 320		
Junior clerk-stenographer.....	9 1, 367	9 1, 367	9 1, 140		
Junior operators, office devices.....	1 1, 260	1 1, 200	1 1, 140		
Grade 1, \$1,140 to \$1,500; average, \$1,320—	1 1, 440	1 1, 380	1 1, 320		
Junior clerk-typist.....	6 1, 260	6 1, 200	6 1, 140		
Custodial service—					
Grade 5, \$1,320 to \$1,680; average, \$1,500—	1 1, 440	1 1, 380	1 1, 320		
Junior mechanic.....	6 1, 260	6 1, 200	6 1, 140		
Grade 4, \$1,140 to \$1,500; average, \$1,320—	1 1, 140	1 1, 080	1 1, 020		
Senior guards.....	19 1, 055	19 1, 055	19 1, 020		
Grade 3, \$1,020 to \$1,260; average, \$1,140—	6 2, 167	6 2, 167	4 2, 100		
Messenger.....					
Senior laborers.....					
Special grade, \$2,100 to \$2,700; average, \$2,400—					
Police and fire surgeons.....					
Total average number of employees.....	51	51	50		
Total salaries.....	73, 600	69, 520	64, 320		
New position:					
Custodial service—					
Grade 3, \$1,020 to \$1,260; average, \$1,140.....	1 1, 140				
Total salaries.....	74, 740				
The difference between 1927 and 1926 is due to—					
Increase in salaries.....					
New position.....	1, 140				
Net increase.....	1, 920				

Estimates of appropriations required for the service of the fiscal year ending June 30, 1927—Continued

General object (title of appropriation), date of acts, references to Statutes at Large, or to Revised Statutes, and estimated amount required for each detailed object				Total amount to be appropriated under each head of appropriation	Amount appropriated for the fiscal year ending June 30, 1926
Metropolitan Police, District of Columbia—Continued.					
Miscellaneous: For fuel (<i>act Mar. 3, 1925, vol. 43, p. 1234</i>)				\$8,500.00	\$8,000.00
	Estimated expenditures, 1927 appropriation	Estimated expenditures, 1926 appropriation	Expended and obligated, 1925		
315 tons white ash stove coal	\$4,000.00	\$3,500.00	\$4,450.14		
110 tons white ash furnace coal	2,000.00	2,000.00	1,415.09		
95 tons white ash egg coal	1,000.00	1,000.00	1,193.19		
102 tons bituminous coal	1,200.00	1,200.00	654.96		
14½ cords wood, pine	300.00	300.00	288.41		
Reserve			425.00		
Unexpended balance			73.21		
Total	8,500.00	8,000.00	8,500.00		
For repairs and improvements to police stations and station grounds (<i>same act</i>)				9,000.00	7,000.00
	Estimated expenditures, 1927 appropriation	Estimated expenditures, 1926 appropriation	Expended and obligated, 1925		
Labor	\$6,272.50	\$4,516.16	\$4,118.34		
Material	2,727.50	2,483.84	2,881.66		
Total	9,000.00	7,000.00	7,000.00		
For miscellaneous and contingent expenses, including rewards for fugitives, purchase of modern revolvers and other firearms, maintenance of card system, stationery, city directories, books of reference, periodicals, telegraphing, telephoning, photographs, printing, binding, gas, ice, washing, meals for prisoners, not to exceed \$200 for car tickets, furniture and repairs thereto, beds and bed clothing, insignia of office, motor cycles, police equipments and repairs to same, repairs to vehicles, van, patrol wagons, and saddles, mounted equipments, and expenses incurred in prevention and detection of crime, and other necessary expenses, \$60,000, of which amount a sum not exceeding \$500 may be expended by the major and superintendent of police for prevention and detection of crime under his certificate, approved by the commissioners, and every such certificate shall be deemed a sufficient voucher for the sum therein expressed to have been expended: <i>Provided, That the War Department may, in its discretion, furnish the commissioners, for use of the police, upon requisition, such worn mounted equipment as may be required (same act)</i>				60,000.00	60,000.00
	Estimated expenditures, 1927 appropriation	Estimated expenditures, 1926 appropriation	Expended and obligated, 1925		
Composing machine (linotype), repairs and spare parts	\$200.00	\$200.00	\$122.75		
Furniture, blankets, linens, etc.	3,000.00	2,000.00	2,462.70		
Gas and electricity	9,000.00	9,000.00	7,604.52		
Laundry	1,000.00	2,000.00	811.79		
Meals for prisoners	8,000.00	7,000.00	7,646.40		
Miscellaneous (adding machine, awnings, badges, brooms, buckets, batons, brushes, dictating machine, directories, hose, ice, kerosene, lamps, lanterns, linoleum, newspapers, photo supplies, rewards, rent of telephones, removal of ashes, safes, screens, soaps, storage, typewriters, telegrams, telephones, etc.)	15,000.00	14,000.00	13,545.61		
Prevention and detection of crime	8,000.00	9,000.00	5,763.33		
Printer's supplies	600.00	500.00	593.52		
Printing, blank forms, etc.	5,000.00	4,000.00	4,379.55		
Repairs to stations (miscellaneous)	2,000.00	1,000.00	2,498.97		
Revolvers, cartridges, holsters	3,000.00	6,000.00	6,555.41		
Stationery	3,000.00	3,000.00	2,765.17		
Traffic equipment, semaphores, tools, etc.	2,000.00	2,000.00	1,346.44		
Window shades	200.00	300.00			
Reserve			3,000.00		
Unexpended balance			425.84		
Total	60,000.00	60,000.00	60,000.00		

Estimates of appropriations required for the service of the fiscal year ending June 30, 1927—Continued

General object (title of appropriation), date of acts, references to Statutes at Large, or to Revised Statutes, and estimated amount required for each detailed object				Total amount to be appropriated under each head of appropriation	Amount appropriated for the fiscal year ending June 30, 1926
Metropolitan Police, District of Columbia—Continued.					
For flags and halyards (act Mar. 3, 1925, vol. 43, p. 1234)-----				\$200. 00	\$200. 00
	Estimated expenditures, 1927 appropriation	Estimated expenditures, 1926 appropriation	Expended and obligated, 1925		
Expended.....			\$185. 96		
Reserve.....			10. 00		
Unexpended balance.....			4. 04		
Total.....	\$200. 00	\$200. 00	200. 00		
For purchase and maintenance of motor vehicles and the replacement of those worn out in the service and condemned (same act)-----				50, 000. 00	50, 000. 00
	Estimated expenditures, 1927 appropriation	Estimated expenditures, 1926 appropriation	Expended and obligated, 1925		
Auto patrol bodies.....			\$800. 00		
Casings and tubes.....	\$5, 000. 00	\$4, 000. 00	3, 018. 56		
Gasoline, oils, lubricants.....	15, 000. 00	12, 000. 00	8, 158. 16		
Miscellaneous (bulbs, chains, jacks, paints, polish, soaps, sponges, tools, waste, etc.).....	3, 000. 00	3, 000. 00	1, 079. 33		
Automobiles, patrol wagons, motor cycles, repairs, spare parts, and replacements.....	27, 000. 00	31, 000. 00	20, 481. 01		
Unexpended balance.....			1, 462. 94		
Total.....	50, 000. 00	50, 000. 00	35, 000. 00		
[For a garage for No. 12 precinct station house] (same act)-----					8, 000. 00
[For the purchase of approximately 12,000 square feet of land in the vicinity of Georgia Avenue and Shepherd Road, or the Military Road and Colorado Avenue NW., as a site for a new police station house] (same act)-----					7, 500. 00
[For the erection of a two-story building, to be known as the thirteenth police precinct station house] (same act)-----					64, 000. 00
	Estimated expenditures, 1927 appropriation	Estimated expenditures, 1926 appropriation	Expended and obligated, 1925		
Garage for No. 12 precinct station house.....		\$8, 000			
Purchase of approximately 12,000 square feet of land in the vicinity of Georgia Avenue and Shepherd Road or the Military Road and Colorado Avenue NW. as a site for the new police precinct station house.....		7, 500			
Erection of a two-story building to be known as the thirteenth police precinct station house.....		64, 000			
Total.....		79, 500			
For the purchase of a site and the erection of a building to be known as the fourteenth police precinct station house to replace the subpolice station at Tenleytown, D. C. (submitted)-----				60, 000. 00	
		Estimated expenditures, 1927 appropriation			
Purchase of site and erection of building.....		\$60, 000			

Estimates of appropriations required for the service of the fiscal year ending June 30, 1927—Continued

General object (title of appropriation), date of acts, references to Statutes at Large, or to Revised Statutes, and estimated amount required for each detailed object	Total amount to be appropriated under each head of appropriation	Amount appropriated for the fiscal year ending June 30, 1926																																																																												
<p>Metropolitan Police, District of Columbia—Continued.</p> <p>House of Detention:</p> <p>For maintenance of a suitable place for the reception and detention of children under 17 years of age and, in the discretion of the commissioners, of girls and women over 17 years of age, arrested by the police on charge of offense against any laws in force in the District of Columbia, or held as witnesses, or held pending final investigation or examination, or otherwise, including transportation, the purchase and maintenance of necessary motor vehicles, clinic supplies, food, upkeep and repair of building, fuel, gas, ice, laundry, supplies, and equipment, electricity, and other necessary expenses (<i>act Mar. 3, 1925, vol. 43, p. 1235</i>)</p>	\$16, 800. 00	\$16, 800. 00																																																																												
<table><tr><th></th><th>Estimated expenditures, 1927 appropriation</th><th>Estimated expenditures, 1926 appropriation</th><th>Expended and obligated, 1925</th></tr><tr><td>Automobile, purchase, repairs, and maintenance</td><td>\$1, 000. 00</td><td>\$1, 000. 00</td><td>\$2, 268. 42</td></tr><tr><td>Food and groceries</td><td>5, 000. 00</td><td>4, 800. 00</td><td>4, 684. 70</td></tr><tr><td>Fuel</td><td>2, 000. 00</td><td>2, 000. 00</td><td>1, 719. 70</td></tr><tr><td>Furniture, furnishings, linens</td><td>1, 500. 00</td><td>1, 000. 00</td><td>1, 890. 03</td></tr><tr><td>Gas and electricity</td><td>1, 600. 00</td><td>1, 600. 00</td><td>1, 342. 21</td></tr><tr><td>Miscellaneous (awnings, blankets, brooms, brushes, clothing, disinfectants, dry goods, ice, rent, removal of ashes, tools, etc.)</td><td>1, 500. 00</td><td>1, 000. 00</td><td>1, 038. 06</td></tr><tr><td>Playground equipment</td><td>100. 00</td><td>100. 00</td><td>26. 95</td></tr><tr><td>Repairs to building, grounds, fixtures installed, including painting exterior of building, etc.</td><td>2, 800. 00</td><td>1, 000. 00</td><td>3, 386. 30</td></tr><tr><td>Unexpended balance</td><td></td><td></td><td>643. 63</td></tr><tr><td>Clinic supplies and upkeep</td><td>200. 00</td><td>200. 00</td><td></td></tr><tr><td>General preventive and protective work for children</td><td></td><td>1, 000. 00</td><td></td></tr><tr><td>Repairs to elevator and dumb-waiter</td><td>200. 00</td><td>300. 00</td><td></td></tr><tr><td>Laundry machinery and repairs</td><td>500. 00</td><td>300. 00</td><td></td></tr><tr><td>Replacing linen, clothing, shoes, etc.</td><td>500. 00</td><td>500. 00</td><td></td></tr><tr><td>Oil heater</td><td></td><td>2, 000. 00</td><td></td></tr><tr><td>Total</td><td>16, 800. 00</td><td>16, 800. 00</td><td>17, 000. 00</td></tr></table>		Estimated expenditures, 1927 appropriation	Estimated expenditures, 1926 appropriation	Expended and obligated, 1925	Automobile, purchase, repairs, and maintenance	\$1, 000. 00	\$1, 000. 00	\$2, 268. 42	Food and groceries	5, 000. 00	4, 800. 00	4, 684. 70	Fuel	2, 000. 00	2, 000. 00	1, 719. 70	Furniture, furnishings, linens	1, 500. 00	1, 000. 00	1, 890. 03	Gas and electricity	1, 600. 00	1, 600. 00	1, 342. 21	Miscellaneous (awnings, blankets, brooms, brushes, clothing, disinfectants, dry goods, ice, rent, removal of ashes, tools, etc.)	1, 500. 00	1, 000. 00	1, 038. 06	Playground equipment	100. 00	100. 00	26. 95	Repairs to building, grounds, fixtures installed, including painting exterior of building, etc.	2, 800. 00	1, 000. 00	3, 386. 30	Unexpended balance			643. 63	Clinic supplies and upkeep	200. 00	200. 00		General preventive and protective work for children		1, 000. 00		Repairs to elevator and dumb-waiter	200. 00	300. 00		Laundry machinery and repairs	500. 00	300. 00		Replacing linen, clothing, shoes, etc.	500. 00	500. 00		Oil heater		2, 000. 00		Total	16, 800. 00	16, 800. 00	17, 000. 00										
	Estimated expenditures, 1927 appropriation	Estimated expenditures, 1926 appropriation	Expended and obligated, 1925																																																																											
Automobile, purchase, repairs, and maintenance	\$1, 000. 00	\$1, 000. 00	\$2, 268. 42																																																																											
Food and groceries	5, 000. 00	4, 800. 00	4, 684. 70																																																																											
Fuel	2, 000. 00	2, 000. 00	1, 719. 70																																																																											
Furniture, furnishings, linens	1, 500. 00	1, 000. 00	1, 890. 03																																																																											
Gas and electricity	1, 600. 00	1, 600. 00	1, 342. 21																																																																											
Miscellaneous (awnings, blankets, brooms, brushes, clothing, disinfectants, dry goods, ice, rent, removal of ashes, tools, etc.)	1, 500. 00	1, 000. 00	1, 038. 06																																																																											
Playground equipment	100. 00	100. 00	26. 95																																																																											
Repairs to building, grounds, fixtures installed, including painting exterior of building, etc.	2, 800. 00	1, 000. 00	3, 386. 30																																																																											
Unexpended balance			643. 63																																																																											
Clinic supplies and upkeep	200. 00	200. 00																																																																												
General preventive and protective work for children		1, 000. 00																																																																												
Repairs to elevator and dumb-waiter	200. 00	300. 00																																																																												
Laundry machinery and repairs	500. 00	300. 00																																																																												
Replacing linen, clothing, shoes, etc.	500. 00	500. 00																																																																												
Oil heater		2, 000. 00																																																																												
Total	16, 800. 00	16, 800. 00	17, 000. 00																																																																											
<p>For personal services in accordance with the classification act of 1923 (<i>act Mar. 3, 1925, vol. 43, p. 1235</i>)</p>	14, 820. 00	14, 400. 00																																																																												
<table><tr><th></th><th>Estimated expenditures, 1927 appropriation</th><th>Estimated expenditures, 1926 appropriation</th><th>Expended and obligated, 1925</th></tr><tr><td>Salaries:</td><td></td><td></td><td></td></tr><tr><td>Clerical, administrative, and fiscal service—</td><td><i>Average—</i></td><td><i>Average—</i></td><td><i>Average—</i></td></tr><tr><td>Grade 3, \$1,500 to \$1,860; average, \$1,680—</td><td>No. Salary</td><td>No. Salary</td><td>No. Salary</td></tr><tr><td>Assistant clerk</td><td>1 \$1, 560</td><td>1 \$1, 560</td><td>1 \$1, 350</td></tr><tr><td>Grade 1, \$1,140 to \$1,500; average, \$1,320—</td><td></td><td></td><td></td></tr><tr><td>Underclerk</td><td>1 1, 320</td><td>1 1, 260</td><td>1 1, 290</td></tr><tr><td>Custodial service—</td><td></td><td></td><td></td></tr><tr><td>Grade 7, \$1,680 to \$2,040; average, \$1,860 (less \$300 quarters and subsistence)—</td><td></td><td></td><td></td></tr><tr><td>Assistant chief guard</td><td>1 1, 560</td><td>1 1, 500</td><td>1 1, 440</td></tr><tr><td>Grade 5, \$1,320 to \$1,680; average, \$1,500 (less \$300 quarters and subsistence)—</td><td></td><td></td><td></td></tr><tr><td>Principal guards</td><td>4 1, 320</td><td>4 1, 320</td><td>4 1, 320</td></tr><tr><td>Grade 4, \$1,140 to \$1,500; average, \$1,320 (less \$300 quarters and subsistence)—</td><td></td><td></td><td></td></tr><tr><td>Junior domestic attendants</td><td>2 990</td><td>2 930</td><td>2 900</td></tr><tr><td>Grade 3, \$1,020 to \$1,260; average, \$1,140—</td><td></td><td></td><td></td></tr><tr><td>Minor mechanics</td><td>2 1, 140</td><td>2 1, 050</td><td>2 1, 020</td></tr><tr><td>Underdomestic attendant (less \$300, quarters and subsistence)</td><td>1 840</td><td>1 780</td><td>1 720</td></tr><tr><td>Total average number of employees</td><td>12</td><td>12</td><td>12</td></tr><tr><td>Total salaries</td><td>14, 820</td><td>14, 340</td><td>13, 890</td></tr></table> <p>⁽¹⁾ The difference between 1927 and 1926 is due to increase in salaries, \$480.</p>		Estimated expenditures, 1927 appropriation	Estimated expenditures, 1926 appropriation	Expended and obligated, 1925	Salaries:				Clerical, administrative, and fiscal service—	<i>Average—</i>	<i>Average—</i>	<i>Average—</i>	Grade 3, \$1,500 to \$1,860; average, \$1,680—	No. Salary	No. Salary	No. Salary	Assistant clerk	1 \$1, 560	1 \$1, 560	1 \$1, 350	Grade 1, \$1,140 to \$1,500; average, \$1,320—				Underclerk	1 1, 320	1 1, 260	1 1, 290	Custodial service—				Grade 7, \$1,680 to \$2,040; average, \$1,860 (less \$300 quarters and subsistence)—				Assistant chief guard	1 1, 560	1 1, 500	1 1, 440	Grade 5, \$1,320 to \$1,680; average, \$1,500 (less \$300 quarters and subsistence)—				Principal guards	4 1, 320	4 1, 320	4 1, 320	Grade 4, \$1,140 to \$1,500; average, \$1,320 (less \$300 quarters and subsistence)—				Junior domestic attendants	2 990	2 930	2 900	Grade 3, \$1,020 to \$1,260; average, \$1,140—				Minor mechanics	2 1, 140	2 1, 050	2 1, 020	Underdomestic attendant (less \$300, quarters and subsistence)	1 840	1 780	1 720	Total average number of employees	12	12	12	Total salaries	14, 820	14, 340	13, 890		
	Estimated expenditures, 1927 appropriation	Estimated expenditures, 1926 appropriation	Expended and obligated, 1925																																																																											
Salaries:																																																																														
Clerical, administrative, and fiscal service—	<i>Average—</i>	<i>Average—</i>	<i>Average—</i>																																																																											
Grade 3, \$1,500 to \$1,860; average, \$1,680—	No. Salary	No. Salary	No. Salary																																																																											
Assistant clerk	1 \$1, 560	1 \$1, 560	1 \$1, 350																																																																											
Grade 1, \$1,140 to \$1,500; average, \$1,320—																																																																														
Underclerk	1 1, 320	1 1, 260	1 1, 290																																																																											
Custodial service—																																																																														
Grade 7, \$1,680 to \$2,040; average, \$1,860 (less \$300 quarters and subsistence)—																																																																														
Assistant chief guard	1 1, 560	1 1, 500	1 1, 440																																																																											
Grade 5, \$1,320 to \$1,680; average, \$1,500 (less \$300 quarters and subsistence)—																																																																														
Principal guards	4 1, 320	4 1, 320	4 1, 320																																																																											
Grade 4, \$1,140 to \$1,500; average, \$1,320 (less \$300 quarters and subsistence)—																																																																														
Junior domestic attendants	2 990	2 930	2 900																																																																											
Grade 3, \$1,020 to \$1,260; average, \$1,140—																																																																														
Minor mechanics	2 1, 140	2 1, 050	2 1, 020																																																																											
Underdomestic attendant (less \$300, quarters and subsistence)	1 840	1 780	1 720																																																																											
Total average number of employees	12	12	12																																																																											
Total salaries	14, 820	14, 340	13, 890																																																																											

Estimates of appropriations required for the service of the fiscal year ending June 30, 1927—Continued

General object (title of appropriation), date of acts, references to Statutes at Large, or to Revised Statutes, and estimated amount required for each detailed object				Total amount to be appropriated under each head of appropriation	Amount appropriated for the fiscal year ending June 30, 1926
Metropolitan Police, District of Columbia—Continued.					
Harbor patrol:					
For personal services in accordance with the classification act of 1923 (<i>act Mar. 3, 1925, vol. 43, p. 1235</i>)				\$8,940.00	\$8,280.00
	Estimated expenditures, 1927 appropriation	Estimated expenditures, 1926 appropriation	Expended and obligated, 1925		
Salaries:					
Custodial service—	Average—	Average—	Average—		
Grade 7, \$1,680 to \$2,040; average, \$1,860—	No. Salary	No. Salary	No. Salary		
Senior mechanics	2 \$1,620	2 \$1,680	2 \$1,500		
Grade 4, \$1,140 to \$1,500; average, \$1,320—					
Undermechanics	2 1,140	2 1,140	2 1,020		
Grade 3, \$1,020 to \$1,260; average, \$1,140—					
Senior laborers	2 1,020	2 1,020	2 900		
Guard (watchman)	1 1,140	1 1,020	1 1,020		
Total average number of employees	7	7	7		
01 Total salaries	8,940	8,700	7,860		
The difference between 1927 and 1926 is due to increase in salaries, \$240.					
For fuel, construction, maintenance, repairs, and incidentals (<i>same act</i>)				3,500.00	3,500.00
	Estimated expenditures, 1927 appropriation	Estimated expenditures, 1926 appropriation	Expended and obligated, 1925		
Fuel	\$1,000.00	\$1,500.00	\$967.37		
Gasoline, oils, and lubricants	500.00	500.00	300.67		
Machinery, furniture, and repairs	1,500.00	1,200.00	1,915.32		
Miscellaneous (brooms, electricity, laundry, polish, safe, soaps, tools, etc.)	500.00	300.00	181.55		
Unexpended balance			135.09		
Total	3,500.00	3,500.00	3,500.00		
Total, Metropolitan Police				3,027,070.00	2,964,180.00
Policemen and Firemen's Relief Fund—					
To pay the relief and other allowances as authorized by law, a sum not to exceed \$450,000 is appropriated from the policemen and firemen's relief fund (<i>acts Sept. 1, 1916, vol. 39, pp. 718-721, sec. 2; Mar. 3, 1925, vol. 41, p. 1236</i>).					
Fire Department, District of Columbia—					
Salaries: For the pay of officers and members of the fire department, in accordance with the act entitled "An act to fix the salaries of officers and members of the Metropolitan police force, the United States park police force, and the fire department of the District of Columbia" (<i>acts May 27, 1924, vol. 43, p. 175; Mar. 3, 1925, vol. 43, p. 1236</i>)				1,825,430.00	1,770,000.00
	Estimated expenditures, 1927 appropriation	Estimated expenditures, 1926 appropriation	Expended and obligated, 1925		
	Average—	Average—	Average—		
	No. Salary	No. Salary	No. Salary		
Chief engineer	1 5,200	1 \$5,200	1 \$5,200		
Deputy chief engineers	2 3,500	2 3,500	2 3,500		
Battalion chief engineers	11 3,250	8 3,250	8 3,250		
Fire marshal	1 3,250	1 3,250	1 3,250		
Deputy fire marshal	1 2,500	1 2,500	1 2,500		
Inspectors	4 2,160	4 2,160	4 2,160		
Captains	49 2,500	46 2,500	44 2,500		
Lieutenants	51 2,350	50 2,350	48 2,350		
Sergeants	55 2,200	54 2,200	52 2,200		
Superintendent of machinery	1 3,250	1 3,250	1 3,250		
Assistant superintendent of machinery	1 2,500	1 2,500	1 2,500		
Pilots	2 2,250	2 2,250	2 2,250		
Marine engineers	2 2,250	2 2,250	2 2,250		
Assistant marine engineers	2 2,150	2 2,150	2 2,150		
Marine firemen	2 1,800	2 1,800	2 1,800		
Privates of classes 1, 2, and 3	679 {1,800 1,900 2,100}	664 {1,800 1,900 2,100}	634 {1,800 1,900 2,100}		
Total number	864	841	805		
Total salaries	1,825,430.00	1,770,000.00	1,577,670.77		
Balance unexpended			121,539.23		
01 Total	1,825,430.00	1,770,000.00	1,699,210.00		

Estimates of appropriations required for the service of the fiscal year ending June 30, 1927—Continued

General object (title of appropriation), date of acts, references to Statutes at Large, or to Revised Statutes, and estimated amount required for each detailed object					Total amount to be appropriated under each head of appropriation	Amount appropriated for the fiscal year ending June 30, 1926
Fire Department, District of Columbia—Continued.						
For personal services in accordance with the classification act of 1923 (<i>acts June 20, 1906, vol. 34, p. 314; Jan. 24, 1920, vol. 41, p. 397; Mar. 3, 1925, vol. 43, p. 1236</i>)					\$7,080.00	\$9,360.00
	Estimated expenditures, 1927 appropriation	Estimated expenditures, 1926 appropriation	Expended and obligated, 1925			
Salaries:						
Clerical, administrative, and fiscal service—						
Grade 9, \$3,000 to \$3,600; average, \$3,300—	<i>Average—</i>	<i>Average—</i>	<i>Average—</i>			
Senior administrative assistant (chief clerk).....	No. 1 Salary \$3,300	No. 1 Salary \$3,300	No. 1 Salary \$3,000			
Grade 5, \$1,800 to \$2,400; average, \$2,100—						
Head stenographer.....	1 2,100	1 2,100	1 1,920			
Grade 3, \$1,500 to \$1,800; average, \$1,680—						
Assistant clerk-stenographer.....	1 1,680	1 1,680	1 1,680			
Custodial service—						
Grade 3, \$900 to \$1,260; average, \$1,080—						
Senior laborers.....			2 1,260			
Total average number of employees.....	3	3	5			
Total salaries.....	7,080	7,080	9,120			
Miscellaneous: For repairs and improvements to engine houses and grounds (<i>same acts</i>)					28,000.00	25,000.00
	Per diem—	Estimated expenditures, 1927 appropriation	Estimated expenditures, 1926 appropriation	Expended and obligated, 1925		
	1927 1926 1925	Number	Number	Number		
Wages:						
Foreman mechanics.....	\$8.00 \$8.00 \$7.20	9	9	9		
Plumbers.....	7.04 7.04 6.40	4	4	1		
Plumber.....	6.24			1		
Plumbers.....	6.16			2		
Sheet-metal workers.....	7.04 7.04 6.40	7	7	1		
Do.....	6.88 6.88 6.24	4	4	11		
Painters.....	7.04 7.04 6.40	14	14	2		
Do.....	6.64 6.64 6.00	2	2	16		
Painter.....	6.40 6.40 5.92	1	1	1		
Painters.....	6.24 6.24 5.84	1	1	2		
Painter.....	6.00 6.00 5.36	1	1	1		
Painters.....	5.36 5.36 5.20	2	2	1		
Carpenters.....	7.04 7.04 6.40	16	16	4		
Do.....	6.88 6.88 6.24	1	1	22		
Carpenter.....	6.64 6.64 5.60	1	1	1		
Carpenters.....	6.40 6.40 5.76	7	7	1		
Carpenter.....	6.32 6.32	1	1			
Do.....	6.24 6.24	1	1			
Do.....	6.00 6.00	1	1			
Carpenters.....	5.60 5.60	4	4			
Bricklayers.....	7.04 7.04 6.40	2	2	2		
Plasterer.....	7.44 7.44	1	1	1		
Engineer.....	7.04 7.04	1	1			
Steamfitters.....	7.04 7.04 6.40	6	6	1		
Do.....	6.08 6.08 6.24	1	1	4		
Steamfitter.....	5.60 5.60 5.36	1	1	1		
Do.....	4.96			1		
Electricians.....	7.04 7.04 6.24	4	4	4		
Do.....	6.88 6.88 6.00	4	4	1		
Do.....	6.24 6.24 5.68	4	4	2		
Do.....	5.68 5.68 5.12	3	3	1		
Do.....	5.44 5.44 5.12	1	1	2		
Electrician.....	4.96 4.96	1	1			
Do.....	4.56 4.56	1	1			
Pavers.....	5.60 5.60 4.96	2	2	1		
Paver.....	4.64			1		
Cement worker.....	5.44 5.44	1	1			
Do.....	4.80 4.80	1	1			
Do.....	4.56 4.56	1	1			
Horseshoer and blacksmith.....	6.32 6.32 5.84	1	1	1		
Machinist.....	5.60 5.60 4.40	1	1	1		
Yard foreman.....	5.04 5.04 4.80	1	1	1		
Auto truck drivers.....	4.40 4.40 4.24	2	2	2		
Auto truck driver.....	3.68 3.68 3.68	1	1	1		
Do.....	3.32 3.32 3.44	1	1	1		
Drivers.....	3.60 3.60	7	7	10		
Skilled laborers.....	4.48 4.48 4.32	1	1	33		
Do.....	4.40 4.40	22	22			
Do.....	4.32 4.32	6	6			
Laborers.....	3.76 3.76 3.60	23	23	42		
Do.....	3.60 3.60 3.20	50	50	35		
Watchman.....	3.20 3.20 3.12	2	2	2		
Personal services.....		\$18,325.00	\$17,250.00	\$15,877.50		
OTHER OBJECTS OF EXPENDITURE						
Carpentering, material.....		3,225.00	1,000.00	4,962.61		
Tinning, material.....		700.00	500.00	429.19		
Heating, material.....		1,000.00	2,500.00	2.39		
Plumbing, material.....		1,700.00	1,750.00	1,178.39		
Painting, material.....		2,000.00	1,200.00	1,467.51		
Glazing, material.....		50.00	50.00	42.63		
Steamfitting, material.....		575.00	500.00	774.09		
Grading, material.....		200.00	200.00	139.69		
Gas engines.....		200.00	25.00	16.14		
Gas and electrical work.....		25.00	25.00	24.69		
Pro rata charge for upkeep of E. D. stables, telephones, gas, electricity, ice, forage, and coal.....				85.17		
Total.....		28,000.00	25,000.00	25,000.00		

Estimates of appropriations required for the service of the fiscal year ending June 30, 1927—Continued

General object (title of appropriation), date of acts, references to Statutes at Large, or to Revised Statutes, and estimated amount required for each detailed object						Total amount to be appropriated under each head of appropriation	Amount appropriated for the fiscal year ending June 30, 1926
Fire Department, District of Columbia—Continued.							
For repairs to apparatus and motor vehicles and other motor-driven apparatus, and for new apparatus, new motor vehicles, new appliances, employment of mechanics, helpers, and laborers in the fire department repair shop, and for the purchase of necessary supplies, materials, equipment, and tools: <i>Provided, That the commissioners are authorized, in their discretion to build or construct, in whole or in part, fire-fighting apparatus in the fire department repair shop (acts June 20, 1906, vol. 34, p. 314; Jan. 24, 1920, vol. 41, p. 397; Mar. 3, 1925, vol. 43, p. 1236)</i>						\$47, 800. 00	\$47, 000. 00
	Per diem—			Estimated expenditures, 1927 appropriation	Estimated expenditures, 1926 appropriation	Expended and obligated, 1925	
	1927	1926	1925				
Wages:				<i>Number</i>	<i>Number</i>	<i>Number</i>	
Machinist foreman.....	\$7.48	\$7.48	\$6.80	1	1	1	
Machinist.....	7.04	7.04	6.40	3	3	3	
Auto mechanic.....	7.04	7.04	6.00	2	2	2	
Blacksmith.....	7.04	7.04	6.40	1	1	1	
Coach painter.....	7.04	7.04	5.44	1	1	1	
Woodworker.....	7.04	7.04		1	0	0	
Laborer.....	4.00	4.00	3.60	1	1	1	
Personal services.....				\$19,921.00	\$18,917.00	\$15,231.54	
GENERAL OBJECTS OF EXPENDITURE							
Repair parts.....				18,000.00	18,000.00	18,011.97	
New apparatus and appliances.....				2,500.00	2,500.00	1,742.58	
Supplies, tools, and equipment.....				7,379.00	7,583.00	10,007.78	
Balance unexpended.....						6.13	
Total.....				47,800.00	47,000.00	45,000.00	
For repair and improvement of fire boat (<i>same acts</i>)						2,500.00	5,000.00
				Estimated expenditures, 1927 appropriation	Estimated expenditures, 1926 appropriation	Expended and obligated, 1925	
For repair and improvement.....				\$2,500.00	\$5,000.00	\$2,062.28	
Balance unexpended.....						37.72	
Total.....				2,500.00	5,000.00	3,000.00	
For hose (<i>same acts</i>)						22,000.00	22,000.00
				Estimated expenditures, 1927 appropriation	Estimated expenditures, 1926 appropriation	Expended and obligated, 1925	
Hose, 2½-inch.....				\$21,000.00	\$20,500.00	\$26,095.70	
Hose, chemical.....				500.00	1,000.00	1,438.50	
Hose, suction.....				500.00	500.00	2,279.30	
Balance unexpended.....						186.50	
Total.....				22,000.00	22,000.00	30,000.00	
For fuel (<i>same acts</i>)						35,000.00	35,000.00
				Estimated expenditures, 1927 appropriation	Estimated expenditures, 1926 appropriation	Expended and obligated, 1925	
Coal, wood, and gasoline.....				\$35,000.00	\$35,000.00	\$29,000.24	
Balance unexpended.....						5,999.76	
Total.....				35,000.00	35,000.00	35,000.00	

Estimates of appropriations required for the service of the fiscal year ending June 30, 1927—Continued

General object (title of appropriation), date of acts, references to Statutes at Large, or to Revised Statutes, and estimated amount required for each detailed object				Total amount to be appropriated under each head of appropriation	Amount appropriated for the fiscal year ending June 30, 1926
<i>Fire Department, District of Columbia—Continued.</i>					
[For forage] (acts June 20, 1906, vol. 34, p. 314; Jan. 24, 1920, vol. 41, p. 397; Mar. 3, 1925, vol. 43, p. 1236)					\$2,300.00
	Estimated expenditures, 1927 appropriation	Estimated expenditures, 1926 appropriation	Expended and obligated, 1925		
Forage			\$1,266.27		
Balance unexpended		\$2,300.00	1,033.73		
Total		2,300.00	2,300.00		
For contingent expenses, horseshoeing, furniture, fixtures, oil, medical and stable supplies, harness, blacksmithing, gas and electric lighting, flags and halyards, and other necessary items, cost of installation and maintenance of telephones in the residences of the superintendent of machinery and the fire marshal (<i>same acts</i>)				\$30,000.00	28,000.00
	Estimated expenditures, 1927 appropriation	Estimated expenditures, 1926 appropriation	Expended and obligated, 1925		
Horseshoeing			\$332.14		
Furniture, fixtures, household goods	\$5,250.00	\$7,245.00	3,244.77		
Oils and lubricants	2,400.00	2,350.00	2,246.57		
Gas and electric lighting	8,960.00	8,700.00	8,494.36		
Removal of ashes			1,140.00		
Laundry	2,600.00	2,530.00	2,459.23		
Ice	1,000.00	1,000.00	962.07		
Medical, stable, and other supplies; telephones	5,840.00	5,425.00	8,023.06		
Repairs to electric lights, other equipment, new fixtures	750.00	750.00	712.90		
Lockers	1,900.00				
Gasoline tanks	1,300.00				
Balance unexpended			384.90		
Total	30,000.00	28,000.00	28,000.00		
For installing improved toilet and bathing facilities in houses of the fire department, including necessary alterations (<i>submitted</i>)				20,000.00	
			Estimated expenditures, 1927 appropriation		
Installing improved toilet and bathing facilities			\$20,000.00		
Permanent improvements: For one aerial hook and ladder truck, motor driven (<i>same acts</i>)				15,500.00	15,500.00
	Estimated expenditures, 1927 appropriation	Estimated expenditures, 1926 appropriation	Expended and obligated, 1925		
Aerial hook-and-ladder trucks, motor-driven	\$15,500	\$14,900	\$15,498		
Balance unexpended		600	2		
Total	15,500	15,500	15,500		
For [four] three pumping engines, triple-combination, motor-driven, \$11,000 each (<i>same acts</i>)				33,000.00	44,000.00
	Estimated expenditures, 1927 appropriation	Estimated expenditures, 1926 appropriation	Expended and obligated, 1925		
Pumping engines, triple-combination, motor-driven	\$33,000	\$44,000	\$30,000		

Estimates of appropriations required for the service of the fiscal year ending June 30, 1927—Continued

General object (title of appropriation), date of acts, references to Statutes at Large, or to Revised Statutes, and estimated amount required for each detailed object				Total amount to be appropriated under each head of appropriation	Amount appropriated for the fiscal year ending June 30, 1926
Fire Department, District of Columbia—Continued.					
For two three combination chemical and hose wagons, motor-driven, at \$8,000 each (<i>acts June 20, 1906, vol. 34, p. 314; Jan. 24, 1920, vol. 41, p. 397; Mar. 3, 1925, vol. 43, p. 1236</i>)				\$24,000.00	\$16,000.00
	Estimated expenditures, 1927 appropriation	Estimated expenditures, 1926 appropriation	Expended and obligated, 1925		
Combination chemical and hose wagons, motor-driven	\$24,000	\$16,000			
For two automobiles, at \$2,000 each (<i>same acts</i>)					4,000.00
	Estimated expenditures, 1927 appropriation	Estimated expenditures, 1926 appropriation	Expended and obligated, 1925		
Automobiles, at \$2,000 each		\$4,000	\$2,000		
For one automobile for the chief engineer (<i>submitted</i>)				3,500.00	
			Estimated expenditures, 1927 appropriation		
Automobile for the chief engineer			\$3,500		
For repairs, alterations, and additions to the fire department repair shop (<i>submitted</i>)				11,935.00	
			Estimated expenditures, 1927 appropriation		
Additional story over blacksmith shop			\$10,060		
Relocation of, and addition to heating plant			1,500		
Motor			275		
Repair elevator floor			100		
Total			11,935		
For house, site, furniture, and furnishings for an engine company to be located in the vicinity of Sixteenth Street and Piney Branch Road, Northwest, including the cost of necessary instruments for receiving alarms and connecting said house with fire alarm headquarters (<i>submitted</i>)				92,525.00	
			Estimated expenditures, 1927 appropriation		
Site, building, and equipment for new engine house, Sixteenth Street and Piney Branch Road			\$92,525.00		
Total, Fire Department				2,198,270.00	2,023,160.00

Estimates of appropriations required for the service of the fiscal year ending June 30, 1927—Continued

General object (title of appropriation), date of acts, references to Statutes at Large, or to Revised Statutes, and estimated amount required for each detailed object				Total amount to be appropriated under each head of appropriation	Amount appropriated for the fiscal year ending June 30, 1926
Health Department, District of Columbia— Salaries: For personal services, in accordance with the classification act of 1923 (<i>act Mar. 3, 1925, vol. 43, p. 1256</i>).....				\$151, 100. 00	\$135, 000. 00
	Estimated expenditures, 1927 appropriation	Estimated expenditures, 1926 appropriation	Expended and obligated, 1925		
Salaries:					
Professional service—					
Grade 5, \$5,200 to \$6,000; average, \$5,600—					
Senior medical officer (health officer).....	No. 1 Salary \$5,600	No. 1 Salary \$5,200	No. 1 Salary \$5,200		
Grade 4, \$3,800 to \$5,000; average, \$4,400—					
Medical officer (assistant health officer).....	1 3,800	1 3,800	1 3,800		
Medical officer (chief, bureau of preventable diseases).....	1 4,200	1 3,800	1 3,800		
Scientist (chemist).....	1 3,800	1 3,800	1 3,800		
Grade 3, \$3,000 to \$3,800; average, \$3,300—					
Associate scientist (chemist).....			1 3,000		
Grade 2, \$2,400 to \$3,000; average, \$2,700—					
Assistant scientist (serologist).....	1 2,400	1 2,400	1 2,400		
Assistant medical officer (chief food inspector).....	1 2,000	1 2,400	1 2,400		
Grade 1, \$1,860 to \$2,400; average, \$2,100—					
Junior scientists (assistant chemist).....	1 1,860	1 1,860	1 1,860		
Junior veterinarians (food inspector).....	5 2,000	10 1,860	10 1,860		
Junior veterinarians (food inspector).....	5 1,860				
Subprofessional service—					
Grade 7, \$2,100 to \$2,700; average, \$2,400—					
Principal scientific aid (chief sanitary inspector).....	1 2,100	1 2,100	1 2,100		
Grade 6, \$1,860 to \$2,400; average, \$2,100—					
Senior scientific aid (assistant chief sanitary inspector).....	1 2,000	1 1,860	1 1,860		
Grade 5, \$1,680 to \$2,040; average, \$1,860—					
Scientific aids (assistant bacteriologists).....	2 1,680	2 1,680	2 1,680		
Scientific aids (sanitary and food inspectors, 8-hour labor law inspectors).....	13 1,800	32 1,680	32 1,680		
Grade 2, \$1,140 to \$1,500; average, \$1,320—					
Underscientific helper.....	1 1,140	1 1,140	1 1,140		
Clerical, administrative, and fiscal services—					
Grade 7, \$2,400 to \$3,000; average, \$2,700—					
Junior administrative assistant (chief clerk and deputy health officer).....	1 2,800	1 2,800	1 2,800		
Grade 6, \$2,100 to \$2,700; average, \$2,400—					
Principal clerk (chief, Bureau of Vital Statistics).....	1 2,100	1 2,100	1 2,100		
Grade 5, \$1,860 to \$2,400; average, \$2,100—					
Senior clerk (assistant chief food inspector).....	1 2,000	1 1,860	1 1,860		
Grade 4, \$1,680 to \$2,040; average, \$1,860—					
Clerk.....	1 1,860	1 1,860	1 1,860		
Grade 3, \$1,500 to \$1,860; average, \$1,680—					
Senior stenographers.....	1 1,620	2 1,500	2 1,500		
Senior stenographer.....	1 1,500				
Grade 2, \$1,320 to \$1,680; average, \$1,500—					
Junior clerk-typists.....	2 1,500	3 1,440	3 1,440		
Do.....	2 1,440	5 1,320	5 1,320		
Do.....	3 1,320				
Junior clerks.....	2 1,320	1 1,320	1 1,320		
Grade 1, \$1,140 to \$1,500; average, \$1,320—					
Underclerk-typists.....	3 1,260	2 1,260	2 1,260		
Underclerk-typist.....		1 1,140	1 1,140		
Custodial service:					
Grade 5, \$1,500 to \$1,860; average, \$1,680—					
Head guard (poundmaster).....	1 1,680	1 1,680	1 1,680		
Grade 3, \$1,020 to \$1,260; average, \$1,140—					
Messengers.....	1 1,140	2 1,020	2 1,020		
Messenger.....	1 1,020				
Minor mechanics (chauffeurs).....	2 1,020	2 1,020	2 1,020		
Senior laborer (laboratory assistant).....	1 1,020	1 1,020	1 1,020		
Guard (watchman).....	1 1,020	1 1,020	1 1,020		
Grade 2, \$800 to \$1,140; average, \$1,020—					
Junior laborers (poundmen).....	1 1,140	4 1,020	4 1,020		
	3 1,020				
Total number of employees.....	83	83	83		
Total salaries.....	147, 740	143, 480	132, 420		
NEW POSITION RECOMMENDED					
Subprofessional services:					
Grade 5, \$1,680 to \$2,040; average, \$1,860—					
Scientific aids (inspectors).....	2 1,680				
01 Total personal services.....	151, 100	143, 480	132, 420		
The difference between 1927 and 1926 is due to—					
Increase in force.....	\$3, 360				
Increase in salaries.....	4, 260				
Net increase.....	7, 620				

Estimates of appropriations required for the service of the fiscal year ending June 30, 1927—Continued

General object (title of appropriation), date of acts, references to Statutes at Large, or to Revised Statutes, and estimated amount required for each detailed object	Total amount to be appropriated under each head of appropriation	Amount appropriated for the fiscal year ending June 30, 1926
Health Department, District of Columbia—Continued. Prevention of contagious diseases: For contingent expenses incident to the enforcement of the provisions of an act to prevent the spread of contagious diseases in the District of Columbia, approved March 3, 1897, and an act for the prevention of scarlet fever, diphtheria, measles, whooping cough, chickenpox, epidemic cerebrospinal meningitis and typhoid fever in the District of Columbia, approved February 9, 1907, and an act to provide for registration of all cases of tuberculosis in the District of Columbia, for free examination of sputum in suspected cases, and for preventing the spread of tuberculosis in said District of Columbia, approved May 13, 1908, under the direction of the health officer of said District, manufacture of serums, including their use in indigent cases, and for the prevention of infantile paralysis and other communicable diseases, and of an act for the prevention of venereal diseases in the District of Columbia, and for other purposes, approved February 26, 1925, including salaries or compensation for personal services, when ordered in writing by the commissioners and necessary for the enforcement and execution of said acts, and for the prevention of such other communicable diseases as hereinbefore provided, purchase and maintenance of necessary horses, wagons, and harness, purchase of reference books and medical journals, and maintenance of quarantine station and smallpox hospital, [\$39,260] \$40,000: Provided, That any bacteriologist employed under this appropriation may be assigned by the health officer to the bacteriological examination of milk and other dairy products and of the water supplies of dairy farms, and to such other sanitary work as in the judgment of the health officer will promote the public health, whether such examinations be or be not directly related to contagious diseases (act Feb. 26, 1925, vol. 43, p. 1001-1003; Mar. 3, 1925, vol. 43, pp. 1236, 1237)	\$40,000.00	\$39,260.00

	Estimated expenditures, 1927 appropriation	Estimated expenditures, 1926 appropriation	Expended and obligated, 1925
Salaries:			
Professional and scientific service—	<i>Average—</i>	<i>Average—</i>	<i>Average—</i>
Grade 3, \$3,000 to \$3,600; average, \$3,300—	No. Salary	No. Salary	No. Salary
Bacteriologist.....	1 \$3,100	1 \$3,000	1 \$3,000
Grade 2, \$2,400 to \$3,000; average, \$2,700—			
Medical inspector.....	1 2,500	1 2,400	1 2,400
Subprofessional service—			
Grade 5, \$1,680 to \$2,040; average, \$1,860—			
Inspector nurses.....	2 1,740		
Grade 4, \$1,500 to \$1,860; average, \$1,680—			
Inspector nurses.....		2 1,680	1 1,500
Matron nurses.....	2 1,560	2 1,500	2 1,382
Janitor nurses.....	2 1,560	2 1,500	2 1,140
Clerical, administrative, and fiscal service—			
Grade 2, \$1,320 to \$1,680; average, \$1,500—			
Clerk.....	1 1,500	1 1,440	1 1,440
Grade 1, \$1,140 to \$1,500; average, \$1,320—			
Clerk.....	1 1,500	1 1,440	1 1,440
Do.....	1 1,320	1 1,260	1 1,260
Custodial service—			
Grade 4, \$1,140 to \$1,500; average, \$1,320—			
Ambulance driver.....	1 1,500	1 1,440	1 1,440
Do.....	1 1,320	1 1,260	1 1,260
Grade 3, \$900 to \$1,260; average, \$1,140—			
Skilled laborer, laboratory.....	1 1,140	1 1,080	1 1,080
Stableman.....	1 1,140	1 1,080	1 1,080
Total number of employees on per annum basis.....	15	15	15
Total salaries.....	24,740.00	23,760.00	21,924.66
Temporary service:	<i>Number</i>	<i>Number</i>	<i>Number</i>
Medical inspector, per diem, \$5.50.....			4
Medical inspector, per diem, \$6.50.....			4
Medical inspector, per annum, \$2,400.....	2	2	
Medical inspector, per diem, \$5.....			1
Medical inspector, per annum, \$1,860.....	1	1	
Medical inspector, per diem, \$4.....			1
Inspector-nurse, per diem, \$3.87.....			1
Ophthalmologist, per visit, \$10 and \$5.....			1
Nurse, per diem, \$1.....			1
Nurse, per week, \$40.....			1
Nurse, per week, \$45.....			1
Nurse, per annum, \$2,400.....	2	2	4
Nurse, per diem, \$4.17.....			1
Nurse, per annum, \$1,500.....	1	1	
Skilled laborers, per diem, \$2.50.....	4	4	8
Total number of employees on temporary basis.....	10	10	28
Total salaries.....	\$7,967.50	\$7,967.50	\$12,040.98
01 Total personal services.....	32,707.50	31,727.50	33,965.64

1 Per day. 2 Full time. 3 Half time. 4 187½ days. 5 30 days.

Estimates of appropriations required for the service of the fiscal year ending June 30, 1927—Continued

General object (title of appropriation), date of acts, references to Statutes at Large, or to Revised Statutes, and estimated amount required for each detailed object				Total amount to be appropriated under each head of appropriation	Amount appropriated for the fiscal year ending June 30, 1926
Health Department, District of Columbia—Continued.					
	Estimated expenditures, 1927 appropriation	Estimated expenditures, 1926 appropriation	Expended and obligated, 1925		
Other objects of expenditures:					
Blanks, record-books, journals, books, printing and stationery.....	\$600.00	\$600.00	\$837.31		
Apparatus, drugs, thermometers, vaccine points, animals, foods for same.....	1,500.00	1,550.00	2,627.19		
Ice and fuel.....	1,800.00	1,850.00	2,749.45		
Electricity and gas.....	400.00	400.00	609.34		
Repairs to buildings.....	200.00	200.00	564.82		
Forage, horses, horse-shoeing, harness and repairs, wagons and repairs.....	100.00	100.00	588.82		
Food for institutions, and quarantined houses.....	1,900.00	2,000.00	3,856.26		
Miscellaneous, including office equipment, etc.....	792.50	832.50	1,156.67		
Total.....	7,292.50	7,532.50	12,989.89		
	40,000.00	39,260.00	* 46,955.53		
* Includes supplemental and emergency appropriation of \$6,955.53.					
For isolating wards for minor contagious diseases at Garfield Memorial and Providence Hospitals, maintenance, [\$12,000] \$15,000 and \$8,000, respectively, or so much thereof as in the opinion of the commissioners may be necessary; in all [\$20,000] \$23,000 (act Mar. 3, 1925, vol. 43, p. 1237).....				\$23,000.00	\$20,000.00
	Estimated expenditures, 1927 appropriation	Estimated expenditures, 1926 appropriation	Expended and obligated, 1925		
Garfield Hospital.....	\$15,000	\$12,000	\$10,000		
Providence Hospital.....	8,000	8,000	6,308		
Total.....	23,000	20,000	16,308		
For the maintenance of a dispensary or dispensaries for the treatment of indigent persons suffering from tuberculosis and of indigent persons suffering from venereal diseases, including payment for personal services, [and] supplies, and contingent expenses, [\$14,500] \$15,000: <i>Provided</i> , That the commissioners may accept such volunteer services as they deem expedient in connection with the establishment and maintenance of the dispensaries herein authorized: <i>Provided further</i> , That this shall not be construed to authorize the expenditure or the payment of any money on account of any such volunteer service (same act).....				15,000.00	14,500.00
	Estimated expenditures, 1927 appropriation	Estimated expenditures, 1926 appropriation	Expended and obligated, 1925		
Salaries:					
Subprofessional service—	Average—	Average—	Average—		
Grade 5, \$1,680 to \$2,040; average, \$1,860—	No. Salary	No. Salary	No. Salary		
Nurses.....	4 \$1,740	4 \$1,680	4	\$1,500	
Grade 4, \$1,500 to \$1,860; average, \$1,680—					
Nurses.....					
Custodial service—					
Grade 3, \$1,020 to \$1,260; average, \$1,140—					
Caretaker.....	1 \$1,020	1 \$1,020	1		
Grade 2, \$900 to \$1,140; average, \$1,020—					
Caretaker.....	1 \$900	1 \$840	1	\$840	
Total number of employees.....	6	6	6		
Total salaries.....	8,880.00	8,520.00	7,791.67		
Salaries, per diem basis:	Number	Number	Number		
Tuberculosis clinic—					
Director, volunteer.....	1	1	1		
Attending physician..... per month.. \$30	1	1	1		
Attending physician..... do..... 25	1	1	1		
Roentgenologist..... do..... 50	1	1	1		
Laryngologist..... do..... 30	1	1	1		
Venereal disease clinic—					
Director..... do..... 50	1	1	1		
Attending physician..... do..... 30	3	3	3		
Total number of employees on per diem basis.....	8	8	8		
Total salaries on per diem basis.....	\$3,300	\$3,300	\$3,299.17		
Total number of employees.....	14	14	14		
Total personal services.....	\$12,180	\$11,820	\$11,090.84		
1 Allowance for lodging.					

66010—25†—80

Estimates of appropriations required for the service of the fiscal year ending June 30, 1927—Continued

General object (title of appropriation), date of acts, references to Statutes at Large, or to Revised Statutes, and estimated amount required for each detailed object				Total amount to be appropriated under each head of appropriation	Amount appropriated for the fiscal year ending June 30, 1926
Health Department, District of Columbia—Continued.					
	Estimated expenditures, 1927 appropriation	Estimated expenditures, 1926 appropriation	Expended and obligated, 1925		
Equipment, apparatus, X-ray plates, supplies, medicines, drugs, chemicals, glassware, etc.....	\$1,490.00	\$1,400.00	\$1,751.19		
Fuel and removal of ashes.....	550.00	500.00	783.95		
Gas, electricity.....	355.00	355.00	367.22		
Rent, repairs to building, plumbing, furniture.....	125.00	125.00	97.53		
Laundry and ice, and supplies.....	175.00	175.00	150.97		
Miscellaneous.....	125.00	125.00	106.27		
	2,820.00	2,680.00	3,257.13		
Total.....	15,000.00	14,500.00	14,347.97		
For maintenance of disinfecting service, including salaries or compensation for personal services when ordered in writing by the commissioners and necessary for maintenance of said service, and for purchase and maintenance of necessary horses, wagons, and harness, and contingent expenses, [\$5,880] \$6,000 (<i>act Mar. 3, 1925, vol. 43, p. 1237</i>).....				\$6,000.00	\$5,880.00
	Estimated expenditures, 1927 appropriation	Estimated expenditures, 1926 appropriation	Expended and obligated, 1925		
Salaries:					
Custodial service—					
Grade 4, \$1,140 to \$1,500; average, \$1,320—	<i>Average—</i>	<i>Average—</i>	<i>Average—</i>		
Disinfector.....	<i>No. Salary</i>	<i>No. Salary</i>	<i>No. Salary</i>		
Disinfector.....	1 \$1,440	1 \$1,380	1 \$1,380		
Disinfector.....	1 1,320	1 1,260	1 1,260		
Total number of employees.....	2	2	2		
Total salaries.....	2,760	2,640	2,640		
Forage, horseshoeing, repairs to wagons, harness, etc.....	1,200.00	1,200.00	1,219.20		
Disinfectants, gummed paper, etc.....	1,500.00	1,500.00	1,744.56		
Fuel.....	150.00	150.00	109.92		
Miscellaneous, including repairs to building.....	390.00	390.00	272.47		
	3,240.00	3,240.00	3,346.15		
Total.....	6,000.00	5,880.00	5,986.15		
For enforcement of the provisions of an act to provide for the drainage of lots in the District of Columbia, approved May 19, 1896, and an act to provide for the abatement of nuisances in the District of Columbia by the commissioners, and for other purposes, approved April 14, 1906 (<i>act Mar. 3, 1925, vol. 43, p. 1237</i>).....				2,000.00	2,000.00
	Estimated expenditures, 1927 appropriation	Estimated expenditures, 1926 appropriation	Expended and obligated, 1925		
Removing refuse from vacant lots, etc.....	\$300.00	\$300.00	\$322.00		
Advertising.....	75.00	75.00	55.05		
Connecting premises with public sewer, water main, and other plumbing work done under the assessment system by the inspector of plumbing.....	1,625.00	1,625.00	1,164.72		
Total.....	2,000.00	2,000.00	1,541.77		
For special services in connection with the detection of the adulteration of drugs and of foods, including candy and milk (<i>same act</i>).....				200.00	200.00
	Estimated expenditures, 1927 appropriation	Estimated expenditures, 1926 appropriation	Expended and obligated, 1925		
Inspector, at \$2.50 per day.....	\$200	\$200	\$70		

Estimates of appropriations required for the service of the fiscal year ending June 30, 1927—Continued

General object (title of appropriation), date of acts, references to Statutes at Large, or to Revised Statutes, and estimated amount required for each detailed object				Total amount to be appropriated under each head of appropriation	Amount appropriated for the fiscal year ending June 30, 1926
Health Department, District of Columbia—Continued.					
Bacteriological laboratory: For maintaining and keeping in good order and for the purchase of reference books and scientific periodicals (<i>act Mar. 3, 1925, vol. 43, p. 1237</i>)				\$750. 00	\$750. 00
	Estimated expenditures, 1927 appropriation	Estimated expenditures, 1926 appropriation	Expended and obligated, 1925		
Journals, books, etc.	\$25. 00	\$25. 00	\$5. 00		
Chemicals, supplies, etc.	300. 00	300. 00	355. 04		
Instruments, bottles, glassware, apparatus, and repairs thereto	250. 00	250. 00	202. 19		
Miscellaneous items, blanks, animals, gas, etc.	175. 00	175. 00	182. 53		
Total	750. 00	750. 00	744. 76		
Apparatus, equipment, cost of installation, supplies, and other expenses incidental to the biological and serological diagnosis of disease (<i>same act</i>)				750. 00	750. 00
	Estimated expenditures, 1927 appropriation	Estimated expenditures, 1926 appropriation	Expended and obligated, 1925		
Test tubes, glassware, animals, instruments, reagents, apparatus and repairs to same, cost of installation, needles, etc.	\$750. 00	\$750. 00	\$669. 04		
Chemical laboratory: For maintaining and keeping in good order, and for the purchase of reference books and scientific periodicals (<i>same act</i>)				1, 000. 00	1, 000. 00
	Estimated expenditures, 1927 appropriation	Estimated expenditures, 1926 appropriation	Expended and obligated, 1925		
Chemicals	\$200. 00	\$200. 00	\$170. 88		
Supplies, apparatus, glassware, etc.	400. 00	400. 00	398. 02		
Journals, books, binding and printing	150. 00	150. 00	133. 95		
Gas, ice, electricity	150. 00	150. 00	155. 43		
Miscellaneous	100. 00	100. 00	111. 11		
Total	1, 000. 00	1, 000. 00	969. 39		
Dairy farm inspection: For necessary expenses of inspection of dairy farms, including necessary traveling expenses (<i>act Mar. 3, 1925, vol. 43, p. 1238</i>)				3, 150. 00	3, 150. 00
	Estimated expenditures, 1927 appropriation	Estimated expenditures, 1926 appropriation	Expended and obligated, 1925		
Traveling expenses:					
Maintenance of privately-owned vehicles	(¹)	(¹)			
Health officer			\$286. 00		
Assistant health officer			284. 00		
Chief, bureau of preventable diseases			273. 00		
Chief food inspector			301. 00		
Food inspectors, assigned to dairy farms, motor vehicles (6)			1, 600. 00		
Traveling expenses, railroad fare, etc.:					
Health officer	\$50. 00	\$50. 00			
Chief food inspector	50. 00	50. 00			
Medical inspectors contagious disease service	50. 00	50. 00	4. 70		
Food inspectors in inspection of dairy farms	1, 700. 00	1, 700. 00	1, 768. 04		
Mileage books	500. 00	500. 00	510. 00		
Car tokens	800. 00	800. 00	780. 00		
Total	3, 150. 00	3, 150. 00	5, 804. 74		

¹ Carried under contingent and miscellaneous expenses.

Estimates of appropriations required for the service of the fiscal year ending June 30, 1927—Continued

General object (title of appropriation), date of acts, references to Statutes at Large, or to Revised Statutes, and estimated amount required for each detailed object	Total amount to be appropriated under each head of appropriation	Amount appropriated for the fiscal year ending June 30, 1926																																								
Health Department, District of Columbia—Continued.																																										
Miscellaneous:																																										
For contingent expenses incident to the enforcement of [an act to regulate the sale of milk in the District of Columbia, and for other purposes, approved March 2, 1895] an act relating to the adulteration of foods and drugs in the District of Columbia, approved February 17, 1898; an act to prevent the adulteration of candy in the District of Columbia, approved May 5, 1898; an act for preventing the manufacture, sale or transportation of adulterated or misbranded or poisonous or deleterious foods, drugs, medicines, and liquors, and for regulating traffic therein, and for other purposes, approved June 30, 1906, and an act to regulate within the District of Columbia the sale of milk, cream, and ice cream and for other purposes, approved February 27, 1925 (acts Feb. 27, 1925, vol. 43, p. 1004; Mar. 3, 1925, vol. 43, p. 1238) -----	\$1,000.00	\$1,000.00																																								
<table><tr><td></td><td>Estimated expenditures, 1927 appropriation</td><td>Estimated expenditures, 1926 appropriation</td><td>Expended and obligated, 1925</td></tr><tr><td>Adulteration, foods and drugs:</td><td></td><td></td><td></td></tr><tr><td>Food and drugs for analysis</td><td>\$200.00</td><td>\$200.00</td><td>\$198.20</td></tr><tr><td>Printing, blanks, stationery</td><td>700.00</td><td>700.00</td><td>598.07</td></tr><tr><td>Miscellaneous, thermometers, telephone, telegrams, etc.</td><td>100.00</td><td>100.00</td><td>87.62</td></tr><tr><td>Total</td><td>1,000.00</td><td>1,000.00</td><td>883.89</td></tr></table>		Estimated expenditures, 1927 appropriation	Estimated expenditures, 1926 appropriation	Expended and obligated, 1925	Adulteration, foods and drugs:				Food and drugs for analysis	\$200.00	\$200.00	\$198.20	Printing, blanks, stationery	700.00	700.00	598.07	Miscellaneous, thermometers, telephone, telegrams, etc.	100.00	100.00	87.62	Total	1,000.00	1,000.00	883.89																		
	Estimated expenditures, 1927 appropriation	Estimated expenditures, 1926 appropriation	Expended and obligated, 1925																																							
Adulteration, foods and drugs:																																										
Food and drugs for analysis	\$200.00	\$200.00	\$198.20																																							
Printing, blanks, stationery	700.00	700.00	598.07																																							
Miscellaneous, thermometers, telephone, telegrams, etc.	100.00	100.00	87.62																																							
Total	1,000.00	1,000.00	883.89																																							
For maintenance, including personal services, of the public crematory, [\$3,440], \$2,500 (act Mar. 3, 1925, vol. 43, p. 1238) -----	2,500.00	3,440.00																																								
<table><tr><td></td><td>Estimated expenditures, 1927 appropriation</td><td>Estimated expenditures, 1926 appropriation</td><td>Expended and obligated, 1925</td></tr><tr><td>Salaries:</td><td></td><td></td><td></td></tr><tr><td>Custodial service—</td><td></td><td></td><td></td></tr><tr><td>Grade 6, \$1,500 to \$1,860; average, \$1,680—</td><td><i>Average—</i></td><td><i>Average—</i></td><td><i>Average—</i></td></tr><tr><td>Superintendent</td><td>No. 1 Salary \$1,620</td><td>No. 1 Salary \$1,560</td><td>No. 1 Salary \$1,560</td></tr><tr><td>Kerosene</td><td>400.00</td><td>400.00</td><td>202.80</td></tr><tr><td>Gas and electricity</td><td>200.00</td><td>200.00</td><td>100.42</td></tr><tr><td>Repairs to building and retorts</td><td></td><td>1,000.00</td><td>86.34</td></tr><tr><td>Incidentals, miscellaneous, etc.</td><td>280.00</td><td>280.00</td><td>25.45</td></tr><tr><td>Total</td><td>2,500.00</td><td>3,440.00</td><td>1,975.01</td></tr></table>		Estimated expenditures, 1927 appropriation	Estimated expenditures, 1926 appropriation	Expended and obligated, 1925	Salaries:				Custodial service—				Grade 6, \$1,500 to \$1,860; average, \$1,680—	<i>Average—</i>	<i>Average—</i>	<i>Average—</i>	Superintendent	No. 1 Salary \$1,620	No. 1 Salary \$1,560	No. 1 Salary \$1,560	Kerosene	400.00	400.00	202.80	Gas and electricity	200.00	200.00	100.42	Repairs to building and retorts		1,000.00	86.34	Incidentals, miscellaneous, etc.	280.00	280.00	25.45	Total	2,500.00	3,440.00	1,975.01		
	Estimated expenditures, 1927 appropriation	Estimated expenditures, 1926 appropriation	Expended and obligated, 1925																																							
Salaries:																																										
Custodial service—																																										
Grade 6, \$1,500 to \$1,860; average, \$1,680—	<i>Average—</i>	<i>Average—</i>	<i>Average—</i>																																							
Superintendent	No. 1 Salary \$1,620	No. 1 Salary \$1,560	No. 1 Salary \$1,560																																							
Kerosene	400.00	400.00	202.80																																							
Gas and electricity	200.00	200.00	100.42																																							
Repairs to building and retorts		1,000.00	86.34																																							
Incidentals, miscellaneous, etc.	280.00	280.00	25.45																																							
Total	2,500.00	3,440.00	1,975.01																																							
For the maintenance of one motor vehicle for use in pound service (<i>same act</i>) -----	400.00	400.00																																								
<table><tr><td></td><td>Estimated expenditures, 1927 appropriation</td><td>Estimated expenditures, 1926 appropriation</td><td>Expended and obligated, 1925</td></tr><tr><td>Gasoline, tires, repairs, etc.</td><td>\$400.00</td><td>\$400.00</td><td>\$391.75</td></tr></table>		Estimated expenditures, 1927 appropriation	Estimated expenditures, 1926 appropriation	Expended and obligated, 1925	Gasoline, tires, repairs, etc.	\$400.00	\$400.00	\$391.75																																		
	Estimated expenditures, 1927 appropriation	Estimated expenditures, 1926 appropriation	Expended and obligated, 1925																																							
Gasoline, tires, repairs, etc.	\$400.00	\$400.00	\$391.75																																							
For equipping, maintaining, and operating the motor ambulance and keeping it in good order (<i>same act</i>) -----	750.00	600.00																																								
<table><tr><td></td><td>Estimated expenditures, 1927 appropriation</td><td>Estimated expenditures, 1926 appropriation</td><td>Expended and obligated, 1925</td></tr><tr><td>Gasoline, tires, repairs</td><td>\$750.00</td><td>\$600.00</td><td>\$394.16</td></tr></table>		Estimated expenditures, 1927 appropriation	Estimated expenditures, 1926 appropriation	Expended and obligated, 1925	Gasoline, tires, repairs	\$750.00	\$600.00	\$394.16																																		
	Estimated expenditures, 1927 appropriation	Estimated expenditures, 1926 appropriation	Expended and obligated, 1925																																							
Gasoline, tires, repairs	\$750.00	\$600.00	\$394.16																																							
For purchase, equipping, and maintaining a motor ambulance for use in removing persons suffering from smallpox to the smallpox hospital or quarantine station for treatment (submitted) -----	2,100.00																																									
<table><tr><td></td><td>Estimated expenditures, 1927 appropriation</td></tr><tr><td>For purchase, equipment, and maintenance of motor ambulance for smallpox hospital ..</td><td>\$2,100</td></tr></table>		Estimated expenditures, 1927 appropriation	For purchase, equipment, and maintenance of motor ambulance for smallpox hospital ..	\$2,100																																						
	Estimated expenditures, 1927 appropriation																																									
For purchase, equipment, and maintenance of motor ambulance for smallpox hospital ..	\$2,100																																									

Estimates of appropriations required for the service of the fiscal year ending June 30, 1927—Continued

General object (title of appropriation), date of acts, references to Statutes at Large, or to Revised Statutes, and estimated amount required for each detailed object				Total amount to be appropriated under each head of appropriation	Amount appropriated for the fiscal year ending June 30, 1926
Health Department, District of Columbia—Continued.					
For maintaining a child hygiene service, including the establishment and maintenance of child welfare stations for the clinical examinations, advice, care, and maintenance of children under 6 years of age, payment for personal services, rent, fuel, periodicals, and supplies, \$25,000: <i>Provided</i> , That the commissioners may accept such volunteer services as they may deem expedient in connection with the establishment and maintenance of the service herein authorized: <i>Provided further</i> , That this shall not be construed to authorize the expenditure or the payment of any money on account of any such volunteer service (<i>act Mar. 3, 1925, vol. 43, p. 1238</i>)				\$25, 000. 00	\$25, 000. 00
	Estimated expenditures, 1927 appropriation	Estimated expenditures, 1926 appropriation	Expended and obligated, 1925		
Salaries:					
Professional service—	<i>Average—</i>	<i>Average—</i>	<i>Average—</i>		
Grade 2, \$2,400 to \$3,000; average, \$3,000—	<i>No. Salary</i>	<i>No. Salary</i>	<i>No. Salary</i>		
Director.....	1 \$2, 500	1 \$2, 400	1 \$1, 250		
Subprofessional service—					
Grade 5, \$1,680 to \$2,040; average, \$1,860—					
Nurses.....	6 1, 740	6 1, 680			
Grade 4, \$1,500 to \$1,860; average, \$1,680—					
Nurses.....	1 1, 560	1 1, 500	6 1, 500		
Custodial service—					
Grade 2, \$900 to \$1,140; average, \$1,020—					
Charwomen.....	7 376	7 376			
Supervising nurse.....			1 1, 150		
Clerk.....			1 975		
Physicians.....	7 360	7 360	5 360		
Substitute nurse.....			1 1, 440		
Maids.....			5 240		
01 Total salaries.....	19, 652. 00	19, 132. 00	13, 507. 00		
Rent, fuel, blanks, transportation.....	5, 348. 00	5, 868. 00	2, 529. 97		
Unexpended balance.....			1, 963. 03		
Total.....	25, 000. 00	25, 000. 00	18, 000. 00		
Total, Health Department.....				274, 700. 00	252, 930. 00
COURTS AND PRISONS					
Juvenile Court, District of Columbia—					
Salaries: For personal services in accordance with the classification act of 1923 (<i>act Mar. 4, 1925, vol. 43, p. 1238</i>)				49, 856. 00	45, 000. 00
	Estimated expenditures, 1927 appropriation	Estimated expenditures, 1926 appropriation	Expended and obligated, 1925		
Salaries:					
Professional and scientific service—	<i>Average—</i>	<i>Average—</i>	<i>Average—</i>		
Grade 5, \$5,200 to \$6,000; average, \$5,600—	<i>No. Salary</i>	<i>No. Salary</i>	<i>No. Salary</i>		
Senior attorney (judge, Juvenile Court).....	1 \$5, 200	1 \$5, 200	1 \$5, 200		
Grade 3, \$3,000 to \$3,600; average, \$3,300—					
Associate educationist (clerk, Juvenile Court)....	1 3, 100	1 3, 000	1 2, 725		
Grade 2, \$2,400 to \$3,000; average, \$2,700—					
Assistant educationist—					
Chief probation officer.....	2 2, 500	2 2, 400	2 2, 400		
Assistant chief probation officer.....					
Grade 1, \$1,860 to \$2,400; average, \$2,100—					
Junior educationist (investigation officer for juvenile work).....	1 1, 920	1 1, 860	1 1, 860		
Subprofessional service—					
Grade 5, \$1,680 to \$2,040; average, \$1,860—					
Educational assistants (probation officers).....	9 1, 740	9 1, 680	9 1, 680		
Clerical, administrative and fiscal service—					
Grade 4, \$1,680 to \$2,040; average, \$1,860—					
Clerk (record and information clerk).....	1 1, 740	1 1, 680	1 1, 680		
Grade 3, \$1,500 to \$1,860; average, \$1,680—					
Assistant clerk (deputy clerk, Juvenile Court)....	1 1, 740	1 1, 740	1 1, 740		
Assistant clerk (financial clerk, Juvenile Court)...	1 1, 560	1 1, 500	1 1, 500		
Grade 2, \$1,320 to \$1,680; average, \$1,500—					
Junior clerk.....	1 1, 390	1 1, 320	1 1, 320		
Junior stenographers.....	2 1, 380	2 1, 320	2 1, 320		
Grade 1, \$1,140 to \$1,500; average, \$1,320—					
Underclerk—typists.....	3 1, 260	3 1, 200	3 1, 140		
Underclerk.....	1 1, 200	1 1, 140	1 1, 140		
Custodial service—					
Grade 3, \$1,020 to \$1,260; average, \$1,140—					
Senior laborer.....	1 1, 080	1 1, 020	1 1, 020		
Grade 2, \$376—					
Under domestic attendant (charwoman).....	1 376	1 376	1 376		
NEW POSITIONS RECOMMENDED					
Subprofessional service—					
Grade 5, \$1,680 to \$2,040; average, \$1,860—					
Educational assistant (probation officer).....	2 1, 680				
01 Total number of employees.....	28	26	26		
Total salaries.....	49, 856	44, 906	44, 541		
The difference between 1927 and 1926 is due to—					
New positions.....					
Increase in salaries.....					
Total increase.....	4, 950				

Estimates of appropriations required for the service of the fiscal year ending June 30, 1927—Continued

General object (title of appropriation), date of acts, references to Statutes at Large, or to Revised Statutes, and estimated amount required for each detailed object				Total amount to be appropriated under each head of appropriation	Amount appropriated for the fiscal year ending June 30, 1926
Juvenile Court, District of Columbia—Continued.					
Miscellaneous: For compensation of jurors (<i>act Mar. 4, 1925, vol. 43, p. 1238</i>) -----				\$900. 00	\$900. 00
	Estimated expenditures, 1927 appropriation	Estimated expenditures, 1926 appropriation	Expended and obligated, 1925		
Compensation of jurors.....	\$900	\$900	\$624		
For transportation and traveling expenses to secure the return of absconding probationers (<i>same acts</i>) -----				300. 00	300. 00
The disbursing officer of the District of Columbia is authorized to advance to the chief probation officer of the juvenile court, upon requisition previously approved by the judge of the juvenile court and the auditor of the District of Columbia, sums of money not to exceed \$50 at any one time, to be expended for transportation and traveling expenses to secure the return of absconding probationers, and to be accounted for monthly on itemized vouchers to the accounting officer of the District of Columbia.					
	Estimated expenditures, 1927 appropriation	Estimated expenditures, 1926 appropriation	Expended and obligated, 1925		
Transportation and traveling expenses to secure the return of absconding probationers.....	\$300. 00	\$300. 00	\$277. 65		
For meals of jurors and of prisoners temporarily detained at court awaiting trial (<i>same acts</i>) -----				100. 00	100. 00
	Estimated expenditures, 1927 appropriation	Estimated expenditures, 1926 appropriation	Expended and obligated, 1925		
Meals of jurors and of prisoners temporarily detained at court awaiting trial.....	\$100. 00	\$100. 00	\$92. 69		
【For rent】 (<i>same act</i>) -----					2, 000. 00
	Estimated expenditures, 1927 appropriation	Estimated expenditures, 1926 appropriation	Expended and obligated, 1925		
11 Rent.....		\$2, 000. 00			
For furniture, fixtures, equipment, and repairs to the courthouse and grounds (<i>same acts</i>) -----				500. 00	500. 00
	Estimated expenditures, 1927 appropriation	Estimated expenditures, 1926 appropriation	Expended and obligated, 1925		
Furniture.....	\$100. 00	\$100. 00	\$28. 50		
Fixtures.....					
Equipment.....	100. 00	300. 00	264. 25		
Repairs.....	300. 00	100. 00	6. 91		
Total.....	500. 00	500. 00	299. 66		

Estimates of appropriations required for the service of the fiscal year ending June 30, 1927—Continued

General object (title of appropriation), date of acts, references to Statutes at Large, or to Revised Statutes, and estimated amount required for each detailed object				Total amount to be appropriated under each head of appropriation	Amount appropriated for the fiscal year ending June 30, 1926
Juvenile Court, District of Columbia—Continued.					
For fuel, ice, gas, laundry work, stationery, printing, books of reference, periodicals, typewriters and repairs thereto, binding and rebinding, preservation of records, mops, brooms, and buckets, removal of ashes and refuse, telephone service, traveling expenses, and other incidental expenses not otherwise provided for (<i>act Mar. 4, 1925, vol. 43, p. 1233</i>)				\$4, 000. 00	\$2, 500. 00
	Estimated expenditures, 1927 appropriation	Estimated expenditures, 1926 appropriation	Expended and obligated, 1925		
Fuel	\$2, 000. 00	\$2, 000. 00	\$626. 11		
Stationery	750. 00		411. 41		
Car tickets	750. 00		536. 00		
Telephones	120. 00	120. 00	251. 28		
Miscellaneous	380. 00	380. 00	918. 82		
Total	4, 000. 00	2, 500. 00	2, 492. 34		
NOTE.—Heat and hot water for building G-H, Government Hotels assigned to Juvenile court, D. C., by Public Buildings Commission.					
Total, Juvenile Court				55, 656. 00	51, 300. 00
Police Court, District of Columbia—					
Salaries: For personal services in accordance with the classification act of 1923 [\$90,774, including compensation in accordance with the classification act of 1923, for two additional judges and such other court employees within the limit of available funds, as the court may determine to be necessary and of said sum \$6,530 shall be available immediately: <i>Provided</i> , That in addition to the sums hereinafter appropriated for the expenses of said court and for any of said purposes there is further appropriated the sum of \$22,800, of which \$12,600 shall be available immediately] including \$300 additional for presiding judge (<i>acts Mar. 3, 1891, vol. 26, p. 848, sec. 6; Mar. 3, 1925, vol. 43, p. 1239</i>)				84, 270. 00	90, 774. 00
	Estimated expenditures, 1927 appropriation	Estimated expenditures, 1926 appropriation	Expended and obligated, 1925		
Salaries:					
Professional and scientific service—					
Grade 5, \$5,200 to \$6,000; average, \$5,600—					
Senior attorney—					
Presiding judge	No. 1 Salary \$5, 400	No. 1 Salary \$5, 400	No. 1 Salary \$5, 200		
Associate judges	3 5, 400	3 5, 400	2½ 5, 200		
Clerical, administrative, and fiscal service—					
Grade 10, \$3,300 to \$3,900; average, \$3,600—					
Junior administrative officer (clerk of court)	1 3, 600	1 3, 600	1 3, 600		
Grade 9, \$3,000 to \$3,600; average, \$3,300—					
Senior administrative assistant (clerk of court)			1 3, 000		
Grade 7, \$2,400 to \$3,000; average, \$2,700—					
Junior administrative assistant (chief deputy clerk)	1 2, 400	1 2, 400			
Grade 5, \$1,860 to \$2,400; average, \$2,130—					
Senior clerks	2 1, 860	2 1, 860	1 1, 860		
Grade 4, \$1,680 to \$2,040; average, \$1,860—					
Clerks	4 1, 837	3½ 1, 837			
Grade 3, \$1,500 to \$1,860; average, \$1,680—					
Assistant clerks	8 1, 585	9½ 1, 585	8½ 1, 645		
Grade 2, \$1,320 to \$1,680; average, \$1,500—					
Junior clerk			1 1, 440		
Grade 1, \$1,140 to \$1,500; average, \$1,320—					
Underclerk	1 1, 260	1 1, 170	1 1, 140		
Custodial service—					
Grade 6, \$1,500 to \$1,860; average, \$1,680—					
Mechanic (engineer of building)	1 1, 560	1 1, 560	1 1, 500		
Grade 5, \$1,320 to \$1,680; average, \$1,500—					
Junior mechanic (assistant engineer)	1 1, 380	1 1, 320	1 1, 320		
Principal guard	1 1, 380	1 1, 320	1 1, 320		
Grade 4, \$1,140 to \$1,500; average, \$1,320—					
Undermechanic (assistant engineer)	1 1, 200	1 1, 140	1 1, 140		
Senior guards	6 1, 260 4 1, 200	10 1, 200	7½ 1, 140		
Grade 3, \$1,020 to \$1,260; average, \$1,140—					
Senior laborers	2 1, 140	2 1, 065	2½ 1, 020		
Underdomestic attendant	1 1, 140	1 1, 020	1 1, 020		
Grade 2, \$900 to \$1,140; average, \$1,020—					
Junior laborers	6 514	6 514	5½ 468		
Subprofessional service—					
Grade 7, \$2,100 to \$2,700; average, \$2,400—					
Principal social service worker (chief probation officer)	1 2, 200	1 2, 100	1 2, 100		
Grade 6, \$1,680 to \$2,400; average, \$2,130—					
Senior social service worker (chief probation officer)			1 1, 860		
Grade 5, \$1,680 to \$2,040; average, \$1,860—					
Social service workers	3 1, 680	3 1, 680	1 1, 680		
Grade 4, \$1,500 to \$1,860; average, \$1,680—					
Assistant social service workers			2½ 1, 500		
Total average number of employees	48	48½	38		
Total salaries	84, 270	84, 227	54, 434		
The difference between 1927 and 1926 is due to increase in salaries, \$43.					

Estimates of appropriations required for the service of the fiscal year ending June 30, 1927—Continued

General object (title of appropriation), date of acts, references to Statutes at Large, or to Revised Statutes, and estimated amount required for each detailed object				Total amount to be appropriated under each head of appropriation	Amount appropriated for the fiscal year ending June 30, 1926
Police Court, District of Columbia—Continued.					
For printing, law books, books of reference, directories, periodicals, stationery, binding, and rebinding, preservation of records, typewriters and repairs thereto, fuel, ice, gas, electric lights and power, telephone service, laundry work, removal of ashes and rubbish, mops, brooms, buckets, dusters, sponges, painters' and plumbers' supplies, toilet articles, medicines, soap and disinfectants, United States flags and halyards, and all other necessary and incidental expenses of every kind not otherwise provided for (<i>acts Mar. 3, 1891, vol. 26, p. 848, sec. 6; Mar. 3, 1925, vol. 43, p. 1239</i>)				\$8, 000. 00	\$11, 000. 00
	Estimated expenditures, 1927 appropriation	Estimated expenditures, 1926 appropriation	Expended and obligated, 1925		
Miscellaneous contingent expenses:					
Printing, stationery, and office supplies	\$3, 000. 00	\$5, 000. 00	\$3, 378. 77		
Law books and books of reference	170. 00	500. 00	100. 00		
Fuel	1, 200. 00	1, 210. 00	770. 27		
Ice	220. 00	220. 00	127. 66		
Gas, electric light, and power	1, 980. 00	1, 980. 00	1, 249. 08		
Phone service	770. 00	770. 00	506. 56		
Supplies, cleaners'	160. 00	220. 00	110. 59		
Miscellaneous	500. 00	1, 100. 00	715. 10		
Total	8, 000. 00	11, 000. 00	6, 958. 03		
For witness fees (<i>same acts</i>)				2, 500. 00	2, 500. 00
	Estimated expenditures, 1927 appropriation	Estimated expenditures, 1926 appropriation	Expended and obligated, 1925		
Witness fees, at 75 cents each	\$2, 500. 00	\$2, 500. 00	\$1, 445. 25		
For furniture, furnishings, and fixtures and equipment, and repairing and replacing same (<i>same acts</i>)				1, 000. 00	3, 500. 00
	Estimated expenditures, 1927 appropriation	Estimated expenditures, 1926 appropriation	Expended and obligated, 1925		
Furniture	\$670. 00	\$2, 340. 00	\$1, 914. 24		
Furnishings	290. 00	1, 015. 00	867. 84		
Repairing	20. 00	70. 00	41. 00		
Miscellaneous	20. 00	75. 00	67. 65		
Total	1, 000. 00	3, 500. 00	2, 890. 73		
For lodging, meals, and accommodations of jurors and of bailiffs in attendance upon them when ordered by the court (<i>same acts</i>)				200. 00	200. 00
	Estimated expenditures, 1927 appropriation	Estimated expenditures, 1926 appropriation	Expended and obligated, 1925		
Lodgings, meals, and accommodation of jurors and of bailiffs in attendance upon them when ordered by the court	\$200	\$200	\$65		
For compensation of jurors (<i>same acts</i>)				17, 000. 00	14, 200. 00
	Estimated expenditures, 1927 appropriation	Estimated expenditures, 1926 appropriation	Expended and obligated, 1925		
Per diem certificates, at \$3 each	\$17, 000	\$14, 200	\$12, 931		

Estimates of appropriations required for the service of the fiscal year ending June 30, 1927—Continued

General object (title of appropriation), date of acts, references to Statutes at Large, or to Revised Statutes, and estimated amount required for each detailed object				Total amount to be appropriated under each head of appropriation	Amount appropriated for the fiscal year ending June 30, 1926
Police Court, District of Columbia—Continued. For repairs and alterations to building (<i>acts Mar. 3, 1891, vol. 26, p. 848, sec. 6; Mar. 3, 1925, vol. 43, p. 1239</i>)				\$2, 500. 00	\$16, 600. 00
	Estimated expenditures, 1927 appropriation	Estimated expenditures, 1926 appropriation	Expended and obligated, 1925		
Carpentering.....	\$825. 00	\$10, 000. 00	\$1, 650. 70		
Plumbing.....	175. 00	550. 00	372. 50		
Painting.....	775. 00	2, 325. 00	1, 557. 40		
Glazing.....	10. 00	25. 00	9. 03		
Steamfitting, heating and ironwork.....	290. 00	1, 200. 00	149. 88		
Electrical work.....	250. 00	1, 000. 00	900. 00		
Tinning.....	175. 00	1, 500. 00	331. 00		
Balance.....			58. 81		
Total.....	2, 500. 00	16, 600. 00	5, 000. 00		
Total, Police Court.....				115, 470. 00	138, 774. 00
Municipal Court, District of Columbia— Salaries: For personal services in accordance with the classification act of 1923, including \$300 additional for presiding judge (<i>acts Feb. 17, 1909, vol. 36, p. 622, sec. 1; Mar. 3, 1925, vol. 43, p. 1239</i>)				54, 216. 00	54, 000. 00
	Estimated expenditures, 1927 appropriation	Estimated expenditures, 1926 appropriation	Expended and obligated, 1925		
Salaries:					
Professional and scientific service—					
Grade 5, \$5,200 to \$6,000; average, \$5,600—	Average—	Average—	Average—		
Judges.....	No. 5 Salary \$5,400	No. 5 Salary \$5,400	No. 5 Salary \$5,200		
Clerical, administrative, and fiscal service—					
Grade 7, \$2,400 to \$3,000; average, \$2,700—					
Clerk.....	1 2,600	1 2,600	1 2,400		
Grade 4, \$1,680 to \$2,040; average, \$1,860—					
Enrolling clerks.....	4 1,860	4 1,860	4 1,860		
Jury clerk.....	1 1,860	1 1,860	1 1,860		
Grade 3, \$1,500 to \$1,860; average, \$1,680—					
Financial clerk.....	1 1,860	1 1,860	1 1,860		
Stenographer and typist.....	1 1,740	1 1,740	1 1,680		
Assistant clerks.....	5 1,544	5 1,524	5 1,500		
Grade 1, \$1,140 to \$1,500; average, \$1,320—					
Clerk and messenger.....	1 1,200	1 1,140	1 1,140		
Custodial service—					
Grade 3, \$900 to \$1,260; average, \$1,140—					
Janitor.....	1 1,140	1 1,080	1 1,020		
Grade 2, \$780 to \$1,140; average, \$1,020—					
Elevator operator.....	1 1,020	1 960	1 900		
Charwoman.....	1 376	1 376	1 376		
Total number of employees.....	22	22	22		
Plus \$300 additional for presiding judge.....	53, 916	53, 676	52, 176		
01 Total salaries.....	300	300	300		
The difference between 1927 and 1926 is due to increase in salaries, \$240.	54, 216	53, 976	52, 476		
For compensation of jurors, \$5,750: <i>Provided</i> , That deposits made on demands for jury trials in accordance with rules prescribed by the court under authority granted in section 11 of the act approved March 3, 1921 (Forty-first Statutes, page 1312), shall be earned unless, prior to three days before the time set for such trials, including Sundays and legal holidays, a new date for trial be set by the court, cases be discontinued or settled, or demands for jury trials be waived (<i>same acts</i>)				5, 750. 00	5, 750. 00
	Estimated expenditures, 1927 appropriation	Estimated expenditures, 1926 appropriation	Expended and obligated, 1925		
Compensation of jurors.....	\$5, 750	\$5, 750	\$5, 091		

Estimates of appropriations required for the service of the fiscal year ending June 30, 1927—Continued

General object (title of appropriation), date of acts, references to Statutes at Large, or to Revised Statutes, and estimated amount required for each detailed object				Total amount to be appropriated under each head of appropriation	Amount appropriated for the fiscal year ending June 30, 1926
Municipal Court, District of Columbia—Continued.					
For lodging, meals, and accommodations for jurors and deputy United States marshals, while in attendance upon them, when ordered by the court (acts Feb. 17, 1909, vol. 36, p. 622, sec. 1; Mar. 3, 1925, vol. 43, p. 1239)				\$125. 00	\$100. 00
	Estimated expenditures, 1927 appropriation	Estimated expenditures, 1926 appropriation	Expended and obligated, 1925		
For lodging, meals, etc.	\$125. 00	\$100. 00	\$103. 30		
Detail of expenditures: Meals	125. 00	69. 60	103. 30		
For rent of building (same acts)				4, 800. 00	3, 600. 00
	Estimated expenditures, 1927 appropriation	Estimated expenditures, 1926 appropriation	Expended and obligated, 1925		
Rent of building	\$4, 800	\$3, 600	\$3, 600		
For fixtures, repairs to furniture, repairs to building, and repairs to building equipment, to be expended under the direction of the presiding judge (same acts)				1, 000. 00	1, 500. 00
	Estimated expenditures, 1927 appropriation	Estimated expenditures, 1926 appropriation	Expended and obligated, 1925		
Fixtures	\$300. 00	\$100. 00			
Repairs to furniture	100. 00	100. 00			
Repairs to building equipment	100. 00	100. 00			
Repairs to building	500. 00	1, 200. 00			
Total	1, 000. 00	1, 500. 00			
For contingent expenses, including books, law books, books of reference, fuel, light, telephone, blanks, dockets, and all other necessary miscellaneous items and supplies (same acts)				4, 000. 00	4, 000. 00
	Estimated expenditures, 1927 appropriation	Estimated expenditures, 1926 appropriation	Expended and obligated, 1925		
Laundry, ice, electric current, etc.	\$825. 00	\$825. 00	\$819. 19		
Books, stationery, and general office equipment	1, 100. 00	1, 120. 00	866. 61		
Printing	700. 00	695. 00	1, 008. 06		
Janitor's supplies and equipment	125. 00	100. 00	133. 38		
Fuel	650. 00	655. 00	625. 80		
Dockets	500. 00	495. 00	374. 25		
Miscellaneous items	100. 00	110. 00	137. 69		
Total	4, 000. 00	4, 000. 00	3, 964. 97		
Total, Municipal Court				69, 891. 00	68, 950. 00
Salaries, Supreme Court, District of Columbia—					
Salaries: Chief justice (acts Feb. 9, 1893, vol. 27, p. 436, Sec. 14; Feb. 12, 1902, vol. 32, p. 825, sec. 1; July 16, 1914, vol. 38, p. 509, sec. 6; Feb. 25, 1919, vol. 40, p. 1264, sec. 1; Mar. 3, 1925, vol. 43, p. 1239)				\$8, 000. 00	
Five associate justices, at \$7,500 each (same acts)				37, 500. 00	
Six stenographers, one for the chief justice and one for each associate justice (same acts)				11, 160. 00	
				56, 660. 00	56, 660. 00
	Estimated expenditures, 1927 appropriation	Estimated expenditures, 1926 appropriation	Expended and obligated, 1925		
Field service:					
Salaries and wages—	Average—	Average—	Average—		
Salary range, \$7,500 and over—	No. Salary	No. Salary	No. Salary		
Justices	6 \$7, 584	6 \$7, 584	6 \$7, 584		
Salary range, \$1,860 to \$2,400; average \$2,100—					
Stenographers	6 1, 860	6 1, 860	6 1, 860		
Total average number of employees	12	12	12		
01 Total salaries and wages, field service	56, 660	56, 660	56, 660		

Estimates of appropriations required for the service of the fiscal year ending June 30, 1927—Continued

General object (title of appropriation), date of acts, references to Statutes at Large, or to Revised Statutes, and estimated amount required for each detailed object				Total amount to be appropriated under each head of appropriation	Amount appropriated for the fiscal year ending June 30, 1925
Fees of Witnesses, Supreme Court, District of Columbia— Fees of witnesses: For fees of witnesses and payment of the actual expenses of witnesses in said court, as provided by section 850, Revised Statutes of the United States (<i>acts Feb. 22, 1921, vol. 41, p. 1134, sec. 1; Mar. 3, 1925, vol. 43, p. 1239</i>)				\$33,000.00	\$25,000.00
	Estimated expenditures, 1927 appropriation	Estimated expenditures, 1926 appropriation	Expended and obligated, 1925		
Field service:					
Per diem.....	\$10,750.00	\$8,750.00	\$11,486.80		
Mileage.....	20,250.00	14,750.00	19,214.59		
Expenses.....	2,000.00	1,500.00	1,954.41		
01 Total personal services.....	33,000.00	25,000.00	32,655.80		
Fees of Jurors, Supreme Court, District of Columbia— Fees of jurors: For fees of jurors (<i>acts Feb. 22, 1921, vol. 41, p. 1134, sec. 1; Mar. 3, 1925, vol. 43, p. 1239</i>)				69,000.00	55,000.00
	Estimated expenditures, 1927 appropriation	Estimated expenditures, 1926 appropriation	Expended and obligated, 1925		
Field service:					
01 Per diem.....	\$69,000.00	\$55,000.00	\$68,601.00		
Pay of Bailiffs, etc., Supreme Court, District of Columbia— Pay of bailiffs: For not exceeding one crier in each court, of office deputy marshals who act as bailiffs or criers, and for expenses of meals and lodging for jurors in United States cases and of bailiffs in attendance upon same when ordered by the court, clerk to jury commissioners, and per diems of jury commissioners, \$37,520: <i>Provided, That the compensation of each jury commissioner for the fiscal year [1926] 1927 shall not exceed \$250 (acts Feb. 22, 1921, vol. 41, p. 1134, sec. 1; Mar. 3, 1925, vol. 43, p. 1240).</i>				37,520.00	37,520.00
	Estimated expenditures, 1927 appropriation	Estimated expenditures, 1926 appropriation	Expended and obligated, 1925		
Field service:					
Salaries and wages—	<i>Average—</i>	<i>Average—</i>	<i>Average—</i>		
Salary range, \$2,400 to \$3,000; average, \$2,700—	<i>No. Salary</i>	<i>No. Salary</i>	<i>No. Salary</i>		
Clerk to jury commissioner.....	1 \$2,400	1 \$2,400	1 \$2,400		
Salary range, \$1,500 to \$1,800; average, \$1,680—					
Bailiffs.....	17 1,500	17 1,500	16½ 1,475		
Salary range, \$1,320 to \$1,680; average, \$1,500—					
Criers.....	6 1,440	6 1,440	6½ 1,442		
Total average number of employees.....	24	24	22½		
Total salaries and wages, field service.....	36,540.00	36,540.00	33,353.00		
The difference between 1927 and 1926 is due to increase in force, \$1,500.					
Per diem of jury commissioners at \$10 each.....	750.00	750.00	630.00		
01 Total personal services.....	37,290.00	37,290.00	33,983.00		
03 Subsistence and support of persons (meals and lodging for jurors).....	230.00	230.00	393.50		
Total.....	37,520.00	37,520.00	34,376.50		

Estimates of appropriations required for the service of the fiscal year ending June 30, 1927—Continued

General object (title of appropriation), date of acts, references to Statutes at Large, or to Revised Statutes, and estimated amount required for each detailed object				Total amount to be appropriated under each head of appropriation	Amount appropriated for the fiscal year ending June 30, 1926
Probation System, Supreme Court, District of Columbia— Probation system: For personal services, [\$8,120] \$8,440; contingent expenses, \$325; in all, [\$8,445] \$8,765 (<i>act Mar. 3, 1925, vol. 43, p. 1240</i>)				\$8,765.00	\$8,445.00
	Estimated expenditures, 1927 appropriation	Estimated expenditures, 1926 appropriation	Expended and obligated, 1925		
Salaries:	<i>Average—</i>	<i>Average—</i>	<i>Average—</i>		
	No. Salary	No. Salary	No. Salary		
Probation officer.....	1 \$3,100	1 \$3,000	1 \$2,200		
Assistant probation officer.....	1 2,100	1 2,000	1 1,400		
Do.....	1 1,740	1 1,680	1 1,400		
Stenographer, typewriter and assistant.....	1 1,500	1 1,440	1 900		
01 Total number of employees.....	4	4	4		
Total salaries.....	8,440.00	8,120.00	5,900.00		
Contingent expenses:					
Printing and office supplies.....	150.00	150.00	142.90		
Car tokens.....	25.00	25.00	20.00		
Furniture and equipment.....	80.00	80.00	91.06		
Typewriter repairs.....	5.00	5.00	2.30		
Telephone.....	65.00	65.00	66.44		
Unexpended balance.....			314.30		
Total.....	8,765.00	8,445.00	6,537.00		
Salaries of Employees, Courthouse, District of Columbia— Courthouse: For personal services for care and protection of the courthouse, under the direction of the United States marshal of the District of Columbia [\$25,000] \$24,500, to be expended under the direction of the Attorney General (<i>act Mar. 3, 1925, vol. 43, p. 1240</i>)				24,500.00	25,000.00
	Estimated expenditures, 1927 appropriation	Estimated expenditures, 1926 appropriation	Expended and obligated, 1925		
Field service:	<i>Average—</i>	<i>Average—</i>	<i>Average—</i>		
Salaries and wages—	No. Salary	No. Salary	No. Salary		
Salary range, \$2,400 to \$3,000; average, \$2,700—			★ \$2,400		
Clerk to jury commissioner.....	1 1,500	1 1,500	1 1,440		
Salary range, \$1,320 to \$1,680; average, \$1,500—					
Engineer.....	1 1,380	1 1,380	1 1,320		
Electrician.....	1 1,200	1 1,200	1 1,140		
Salary range, \$1,140 to \$1,500; average, \$1,320—					
Telephone operator.....	4 1,080	4 1,080	4 1,020		
Salary range, \$1,020 to \$1,260; average, \$1,140—					
Watchmen.....	6 1,080	6 1,080	6 1,080		
Messengers.....	2 1,080	2 1,020	2 897		
Salary range, \$900 to \$1,140; average, \$1,080—			★ 720		
Elevator operators.....	6 900	6 950	4 886		
Laborers.....					
Salary range, \$600 to \$780; average, \$690—					
Clerk to jury commissioner.....	1 480	1 480	1 480		
Salary range, \$420 to \$600; average, \$510—					
Attendant.....	6 376	6 376	6 373		
Salary range, \$240 to \$420; average, \$330—					
Charwomen.....					
01 Total average number of employees.....	29	28	27 1/2		
Total salaries and wages, field service.....	24,500	25,356	24,615		
Repairs and Improvements, Courthouse, District of Columbia— For repairs and improvements to the courthouse, including repair and maintenance of the mechanical equipment, and for labor and material and every item incident thereto [\$2,500] \$7,500 to be expended under the direction of the Architect of the Capitol (<i>act Mar. 3, 1925, vol. 43, p. 1240</i>)				7,500.00	2,500.00
	Estimated expenditures, 1927 appropriation	Estimated expenditures, 1926 appropriation	Expended and obligated, 1925		
Repairs and alterations.....	\$2,500.00	\$2,500.00	\$2,500.00		
Washing and painting walls.....	5,000.00				
Total.....	7,500.00	2,500.00	2,500.00		

Estimates of appropriations required for the service of the fiscal year ending June 30, 1927—Continued

General object (title of appropriation), date of acts, references to Statutes at Large, or to Revised Statutes, and estimated amount required for each detailed object				Total amount to be appropriated under each head of appropriation	Amount appropriated for the fiscal year ending June 30, 1926
Salaries and Expenses, Court of Appeals, District of Columbia— Salaries: Chief justice, \$9,000; two associate justices, at \$8,500 each; all other officers and employees of the court, including reporting service \$21,050; necessary expenditures in the conduct of the clerk's office \$950; in all \$48,000; \$50,200: <i>Provided</i> , That the reports of the court shall not be sold for a price exceeding that approved by the court and for not more than \$6.50 per volume (<i>acts July 30, 1894, vol. 28, p. 160, sec. 103; Feb. 9, 1903, vol. 27, p. 434, secs. 1-5; Feb. 12, 1903, vol. 32, p. 825, sec. 1; Mar. 3, 1925, vol. 43, p. 1240</i>)				\$50,200.00	48,000.00
		Estimated expenditures, 1927 appropriation	Estimated expenditures, 1926 appropriation	Expended and obligated, 1925	
Field service:					
Salaries and wages—					
Salary range, \$7,500 and over—					
Justices	Average— No. Salary	Average— No. Salary	Average— No. Salary	Average— No. Salary	
Salary range, \$3,800 to \$5,000; average, \$4,400—	3 \$8,667	3 \$8,667	3 \$8,667	3 \$8,667	
Clerk	1 4,600	1 4,600	1 4,600	1 4,600	
Salary range, \$3,000 to \$3,600; average, \$3,300—	1 3,000	1 3,000	1 3,000	1 3,000	
Deputy clerk	1 2,200				
Salary range, \$2,100 to \$2,700; average, \$2,400—	1 2,200				
Clerical assistant	3 1,860	3 1,860	3 1,860	3 1,860	
Salary range, \$1,860 to \$2,400; average, \$2,100—					
Stenographers	1 1,860	1 1,860		1 1,680	
Salary range, \$1,680 to \$2,040; average, \$1,860—					
Crier	1 1,740	1 1,740	1 1,740	1 1,740	
Clerical assistant	4 1,020	4 1,020	3 1,020	3 1,020	
Salary range, \$1,500 to \$1,860; average \$1,680—					
Reporter					
Salary range, \$1,020 to \$1,260; average, \$1,140—					
Messengers					
01 Total average number of employees	15	14	13		
Total personal services	49,240	47,040	45,660		
Supplies and materials:					
0200 Stationery and office supplies	750.00	750.00	534.50		
0260 Sundry supplies	60.00	60.00	54.00		
02 Total supplies and materials	810.00	810.00	588.50		
05 Communication service (telephone service)	150.00	150.00	114.47		
Total	50,200.00	48,000.00	46,362.97		
Care of Court of Appeals Building, District of Columbia— Building: For personal services for care and protection of the Court of Appeals Building, including one mechanic, under the direction of the Architect of the Capitol, \$6,700: <i>Provided</i> , That the clerk of the Court of Appeals shall be the custodian of said building, under the direction and supervision of the justices of said court (<i>same acts</i>)				\$6,700.00	
For mops, brooms, buckets, disinfectants, removal of refuse, electrical supplies, books, and all other necessary and incidental expenses not otherwise provided for (<i>same acts</i>)				800.00	7,500.00
		Estimated expenditures, 1927 appropriation	Estimated expenditures, 1926 appropriation	Expended and obligated, 1925	
Field service:					
Salaries and wages—					
Salary range, \$1,320 to \$1,680; average, \$1,500—					
Mechanic	Average— No. Salary	Average— No. Salary	Average— No. Salary	Average— No. Salary	
Salary range, \$900 to \$1,140; average, \$1,020—	1 \$1,620	1 \$1,620	1 \$1,450	1 \$1,450	
Watchmen	2 1,080	2 1,080	2 960	2 960	
Elevator operator			1 960	1 960	
Salary range, \$780 to \$1,020; average, \$900—					
Laborers	3 960	3 960	3 840	3 840	
01 Total average number of employees	6	6	7		
Total salaries, field service	6,660	6,660	6,850		
02 Sundry supplies	440.00	440.00	440.00		
12 Repairs and alterations	350.00	350.00	302.00		
13 Special and miscellaneous current expenses	50.00	50.00	53.20		
Total	7,500.00	7,500.00	7,642.86		

Estimates of appropriations required for the service of the fiscal year ending June 30, 1927—Continued

General object (title of appropriation), date of acts, references to Statutes at Large, or to Revised Statutes, and estimated amount required for each detailed object				Total amount to be appropriated under each head of appropriation	Amount appropriated for the fiscal year ending June 30, 1926
Support of Convicts, District of Columbia— For support, maintenance, and transportation of convicts transferred from the District of Columbia; expenses of shipping remains of deceased convicts to their homes in the United States, and expenses of interment of unclaimed remains of deceased convicts; expenses incurred in identifying and pursuing escaped convicts and rewards for their recapture; and discharge gratuities provided by law; to be expended under the direction of the Attorney General (<i>acts June 13, 1890, vol. 26, p. 408, sec. 1; Mar. 3, 1925, vol. 32, p. 1240</i>)				\$150,000.00	\$150,000.00
	Estimated expenditures, 1927 appropriation	Estimated expenditures, 1926 appropriation	Expended and obligated, 1925		
02 Printing and stationery	\$2.00	\$2.00	\$2.14		
03 Reimbursement of Federal penitentiaries and payments to State institutions	142,650.00	142,650.00	147,890.80		
06 Travel expenses	6,500.00	6,500.00	6,767.25		
22 Grants, subsidies, and contributions (gratuities)	848.00	848.00	896.88		
Total	150,000.00	150,000.00	157,557.07		
Writs of Lunacy, District of Columbia— For expenses attending the execution of writs de lunatico inquirendo and commitments thereunder in all cases of indigent insane persons committed or sought to be committed to Saint Elizabeths Hospital by order of the executive authority of the District of Columbia under the provisions of existing law, including personal services (<i>acts Mar. 3, 1903, vol. 32, p. 1043, sec. 1; Apr. 27, 1904, vol. 33, p. 316, secs. 1-7; Mar. 3, 1925, vol. 41, p. 1240</i>)				8,000.00	7,800.00
	Estimated expenditures, 1927 appropriation	Estimated expenditures, 1926 appropriation	Expended and obligated, 1925		
Salaries:					
Professional and scientific service—	Average—	Average—	Average—		
Grade 3, \$3,000 to \$3,600; average, \$3,300—	No. Salary	No. Salary	No. Salary		
Alienist	1 \$3,300.00	1 \$3,300.00	1 \$2,400.00		
Clerical, administrative, and fiscal service—					
Grade 2, \$1,320 to \$1,680; average, \$1,500—					
Junior clerk-stenographer	1 1,380.00	1 1,320.00	1 1,260.00		
Court costs	3,320.00	3,280.00	3,931.15		
Unexpended balance			18.85		
Total	8,000.00	7,800.00	7,610.00		
Miscellaneous Expenses, Supreme Court, District of Columbia— For such miscellaneous expenses as may be authorized by the Attorney General for the Supreme Court of the District of Columbia and its officers, including the furnishing and collecting of evidence where the United States is or may be a party in interest, and including such expenses other than for personal services as may be authorized by the Attorney General for the Court of Appeals, District of Columbia (<i>acts Feb. 22, 1921, vol. 41, p. 1134, sec. 1; Mar. 3, 1925, vol. 43, p. 1240</i>)				44,000.00	35,000.00
	Estimated expenditures, 1927 appropriation	Estimated expenditures, 1926 appropriation	Expended and obligated, 1925		
01 Expert witnesses	\$4,100.00	\$4,100.00	\$4,163.53		
Supplies and materials:					
0200 Stationery and office supplies	55.00	55.00	58.69		
0280 Sundry supplies	621.00	621.00	621.46		
Total supplies and materials	676.00	676.00	678.35		
05 Telephone service	795.00	795.00	794.61		
06 Travel expenses	1,500.00	1,500.00	1,451.92		
08 Stenographic job work, typewriting, etc.	13,574.00	13,574.00	15,883.00		
09 Advertising	1,045.00	1,045.00	1,045.65		
10 Furnishing heat, light, power, etc.	12,500.00	12,500.00	12,306.17		
12 Repairs and alterations	125.00	125.00	127.65		
13 Special and miscellaneous current expenses	185.00	185.00	185.62		
Equipment:					
3010 Furniture, furnishings, and fixtures	9,300.00	300.00	682.09		
3050 Other equipment	200.00	200.00	249.91		
30 Total equipment	9,500.00	500.00	932.00		
Total	44,000.00	35,500.00	37,570.30		

Estimates of appropriations required for the service of the fiscal year ending June 30, 1927—Continued

General object (title of appropriation), date of acts, references to Statutes at Large, or to Revised Statutes, and estimated amount required for each detailed object				Total amount to be appropriated under each head of appropriation	Amount appropriated for the fiscal year ending June 30, 1926
Printing and Binding, Supreme Court, District of Columbia— For printing and binding for the Supreme Court and the Court of Appeals of the District of Columbia (<i>act Mar. 3, 1925, vol. 43, p. 1240</i>)				\$4, 275. 00	\$4, 275. 00
	Estimated expenditures, 1927 appropriation	Estimated expenditures, 1926 appropriation	Expended and obligated, 1925		
02 Stationery and office supplies	\$1, 100. 00	\$1, 100. 00	\$1, 058. 18		
08 Printing and binding	3, 175. 00	3, 175. 00	3, 026. 13		
Total	4, 275. 00	4, 275. 00	4, 084. 31		
Total, courts and prisons				741, 937. 00	721, 724. 00
CHARITIES AND CORRECTIONS					
Salaries and Expenses, Board of Charities, District of Columbia— Salaries and traveling expenses: For personal services in accordance with the classification act of 1923 (<i>acts June 4, 1900, vol. 31, p. 664, sec. 9; Mar. 3, 1925, vol. 43, p. 1241</i>)				32, 000. 00	30, 000. 00
	Estimated expenditures, 1927 appropriation	Estimated expenditures, 1926 appropriation	Expended and obligated, 1925		
Salaries:					
Professional and scientific service—	Average—	Average—	Average—		
Grade 5, \$5,200 to \$6,000; average, \$5,600—	No. Salary	No. Salary	No. Salary		
Senior economic analyst (secretary)	1 \$5, 200	1 \$5, 200	1 \$5, 200		
Grade 3, \$3,000 to \$3,600; average, \$3,300—					
Associate medical officer	1 3, 100	1 3, 000	1 3, 000		
Grade 2, \$2,400 to \$3,000; average, \$2,700—					
Assistant economic analyst (assistant secretary)	1 2, 500	1 2, 400	1 2, 400		
Subprofessional service—					
Grade 5, \$1,680 to \$2,040; average, \$1,860—					
Social service worker	1 1, 740	1 1, 680	1 1, 680		
Grade 4, \$1,500 to \$1,860; average, \$1,680—					
Assistant social service workers	5 1, 584	5 1, 536	6 1, 530		
Clerical, administrative, and fiscal service—					
Grade 3, \$1,500 to \$1,860; average, \$1,680—					
Assistant clerk-stenographer	1 1, 560	1 1, 500	1 1, 500		
Grade 2, \$1,320 to \$1,680; average, \$1,500—					
Senior typist	1 1, 380	1 1, 320	1 1, 320		
Junior clerk-stenographer	1 1, 380	1 1, 320	1 1, 320		
Custodial service—					
Grade 5, \$1,320 to \$1,680; average, \$1,500—					
Foreman of laborers	1 1, 380	1 1, 320	1 1, 320		
Grade 4, \$1,140 to \$1,800; average, \$1,320—					
Assistant foremen of laborers	3 1, 200	3 1, 140	3 1, 140		
Grade 3, \$1,020 to \$1,260; average, \$1,140—					
Messenger	1 1, 080	1 1, 020	1 1, 020		
Grade 2, \$900 to \$1,140; average, \$1,020—					
Subordinate mechanic	1 960	1 900	1 900		
01 Total number of employees	18	18	18		
Total salaries	32, 000. 00	30, 760. 00	29, 710. 98		
The difference between 1927 and 1926 is due to increase in salaries, \$1,240.					
Traveling expenses, including attendance on conventions (<i>same acts</i>)				600. 00	600. 00
	Estimated expenditures, 1927 appropriation	Estimated expenditures, 1926 appropriation	Expended and obligated, 1925		
Traveling expenses	\$600. 00	\$600. 00	\$531. 02		
Balance			68. 96		
Total					

Estimates of appropriations required for the service of the fiscal year ending June 30, 1927—Continued

General object (title of appropriation), date of acts, references to Statutes at Large, or to Revised Statutes, and estimated amount required for each detailed object				Total amount to be appropriated under each head of appropriation	Amount appropriated for the fiscal year ending June 30, 1926
Support of Prisoners, District of Columbia—					
Support of prisoners: For maintenance of prisoners of the District of Columbia at the jail, including pay of guards and all other necessary personal services, and for support of prisoners therein, expenses incurred in identifying and pursuing escaped prisoners, and rewards for their recapture, repair and improvements to buildings, cells, and locking devices (<i>acts Mar. 2, 1911, vol. 36, p. 1003, sec. 1; Mar. 3, 1925, vol. 43, p. 1241</i>)				\$101,500.00	\$95,480.00
	Estimated expenditures, 1927 appropriation	Estimated expenditures, 1926 appropriation	Expended and obligated, 1925		
Salaries:					
Clerical, administrative, and fiscal service—					
Grade 9, \$3,000 to \$3,600; average, \$3,300—	<i>Average—</i>	<i>Average—</i>	<i>Average—</i>		
Senior administrative assistant (assistant superintendent)	No. Salary	No. Salary	No. Salary		
Grade 3, \$1,500 to \$1,860; average, \$1,680—	1 1,680	1 1,680	1 1,680		
Assistant clerk	1 1,140	1 1,080	1 1,020		
Grade 2, \$1,320 to \$1,680; average, \$1,500—					
Junior clerk	2 1,320	2 1,260	2 1,200		
Custodial service—					
Grade 7, \$1,680 to \$2,040; average, \$1,860—	3 1,620	3 1,560	3 1,500		
Senior mechanics	2 1,320	2 1,260	2 1,200		
Grade 6, \$1,500 to \$1,860; average, \$1,680—	1 1,620	1 1,560	1 1,500		
Head guards	19 1,332	19 1,272	19 1,270		
Mechanics					
Supervisor of domestic attendants					
Grade 4, \$1,140 to \$1,500; average, \$1,320—					
Senior guards					
Total number of employees	30	30	30		
Total salaries	42,800.00	41,860.00	41,576.50		
Maintenance:					
Salaries	42,800.00	41,860.00	41,576.50		
Food and ice	37,000.00	35,000.00	34,988.86		
Clothing, dry goods, and shoes	2,500.00	760.00	786.26		
Fuel for heat, light, and power	13,500.00	12,000.00	10,534.56		
Furniture and house furnishings	1,000.00	1,500.00	2,305.83		
Medical and surgical supplies	1,000.00	800.00	631.26		
Farm, stable, garden, etc.	200.00	120.00	120.45		
Repairs and materials for same	2,500.00	2,000.00	2,187.95		
Maintenance of automobile			687.94		
Miscellaneous	1,000.00	1,440.00	1,004.66		
Total	101,500.00	95,480.00	94,824.30		
Balance			175.70		
General Administration, Workhouse and Reformatory, District of Columbia—					
Salaries: For personal services in accordance with the classification act of 1923 (<i>act Mar. 3, 1925, vol. 43, p. 1241</i>)				14,650.00	14,060.00
	Estimated expenditures, 1927 appropriation	Estimated expenditures, 1926 appropriation	Expended and obligated, 1925		
Salaries:					
Professional and scientific service—					
Grade 2, \$2,400 to \$3,000; average, \$2,700—	<i>Average—</i>	<i>Average—</i>	<i>Average—</i>		
Assistant medical officer	No. Salary	No. Salary	No. Salary		
Clerical, administrative, and fiscal service—	1 2,320	1 2,220	1 2,220		
Grade 11, \$3,800 to \$5,000; average, \$4,400—					
Administrative officer (general superintendent)	1 3,680	1 3,580	1 3,580		
Grade 4, \$1,680 to \$2,040; average, \$1,860—	1 1,560	1 1,500	1 1,500		
Clerk					
Custodial service—					
Grade 8, \$1,860 to \$2,400; average, \$2,100—	1 2,000	1 1,920	1 1,920		
Principal mechanic					
Grade 6, \$1,500 to \$1,860; average, \$1,680—	2 1,770	2 1,660	2 1,650		
Mechanics					
Grade 5, \$1,320 to \$1,680; average, \$1,500—	1 1,560	1 1,500	1 1,500		
Junior mechanic					
Total number of employees	7	7	7		
Total salaries	14,650.00	14,060.00	13,141.47		
The difference between 1927 and 1926 is due to increase in salaries, \$570.					

Estimates of appropriations required for the service of the fiscal year ending June 30, 1927—Continued

General object (title of appropriation), date of acts, references to Statutes at Large, or to Revised Statutes, and estimated amount required for each detailed object				Total amount to be appropriated under each head of appropriation	Amount appropriated for the fiscal year ending June 30, 1926
Workhouse, District of Columbia— For personal services in accordance with the classification act of 1923 (<i>acts Mar. 2, 1911, vol. 36, p. 1005, sec. 1; Mar. 3, 1925, vol. 43, p. 1241</i>)-----				\$70, 240. 00	\$68, 840. 00
	Estimated expenditures, 1927 appropriation	Estimated expenditures, 1926 appropriation	Expended and obligated, 1925		
Salaries:					
Professional and scientific service—	<i>Average—</i>	<i>Average—</i>	<i>Average—</i>		
Grade 1, \$1,860 to \$2,400; average, \$2,100—	<i>No. Salary</i>	<i>No. Salary</i>	<i>No. Salary</i>		
Veterinarian-----	1 \$1, 860	1 \$1, 860	1 \$1, 860		
Subprofessional service—					
Grade 2, \$1,140 to \$1,500; average, \$1,320—					
Hospital attendant-----	1 960	1 900	1 900		
Clerical, administrative, and fiscal service—					
Grade 9, \$3,000 to \$3,600; average, \$3,300—					
Senior administrative assistant (assistant super- intendent)-----	1 2, 580	1 2, 580	1 2, 580		
Grade 4, \$1,680 to \$2,040; average, \$1,860—					
Assistant clerk-----	1 1, 680	1 1, 680	1 1, 680		
Grade 2, \$1,320 to \$1,680; average, \$1,500—					
Junior clerk-----	1 1, 080	1 1, 020	1 1, 020		
Custodial service—					
Grade 10, \$2,400 to \$3,000; average, \$2,700—					
Chief mechanical superintendent-----	1 2, 320	1 2, 320	1 2, 320		
Grade 7, \$1,860 to \$2,400; average, \$2,100—					
Steward-----	1 1, 500	1 1, 440	1 1, 440		
Grade 7, \$1,680 to \$2,040; average, \$1,860—					
Senior supervisor of domestic attendants-----	2 1, 380	2 1, 320	2 1, 320		
Assistant chief guard-----	1 1, 560	1 1, 500	1 1, 500		
Grade 6, \$1,500 to \$1,860; average, \$1,680—					
General foremen of laborers-----	3 1, 270	3 1, 240	3 1, 240		
Head guard-----	1 1, 260	1 1, 260	1 1, 260		
Mechanic-----	1 1, 440	1 1, 440	1 1, 380		
Grade 5, \$1,320 to \$1,680; average, \$1,500—					
Senior domestic attendants-----	4 1, 140	4 1, 110	4 1, 110		
Principal guards-----	22 1, 191	22 1, 161	22 1, 161		
Junior mechanic-----	1 1, 320	1 1, 320	1 1, 320		
Grade 4, \$1,140 to \$1,500; average, \$1,320—					
Senior guards-----	15 1, 013	15 988	15 988		
Total number of employees-----	57	57	57		
Total salaries-----	70, 240. 00	68, 800. 00	66, 973. 09		
The difference between 1927 and 1926 is due to increase in salaries, \$1,440.					
For maintenance, custody, clothing, guarding, care, and support of prisoners; rewards for fugitives; provisions, subsistence, medicine, and hospital instruments, furniture, and quarters for guards and other employees and inmates; purchase of tools and equipment; purchase and maintenance of farm implements, livestock, tools, equipment, and miscellaneous items; transportation; maintenance and operation of nonpassenger-carrying motor vehicles; supplies and labor; and all other necessary items (<i>acts Mar. 2, 1911, vol. 36, p. 1003, sec. 1; Mar. 3, 1925, vol. 43, p. 1241</i>)-----				90, 000. 00	85, 000. 00
	Estimated expenditures, 1927 appropriation	Estimated expenditures, 1926 appropriation	Expended and obligated, 1925		
Salaries and wages:					
Skilled laborers and mechanics at \$7.02, \$6.10, \$5.50, \$4.75, \$4.50, and \$3.77 per day-----	<i>Number</i> 7	<i>Number</i> 7	<i>Number</i> 7		
01 Personal services, salaries and wages-----	\$13, 000. 00	\$12, 000. 00	\$12, 139. 96		
GENERAL OBJECTS OF EXPENDITURE					
Food and ice-----	33, 000. 00	33, 000. 00	31, 508. 97		
Clothing, dry goods, and shoes-----	12, 000. 00	10, 000. 00	10, 788. 41		
Medical and surgical supplies-----	500. 00	300. 00	291. 35		
Furniture and household furnishings-----	500. 00	500. 00	694. 22		
Laundry and laundry and cleaning supplies-----	1, 000. 00	1, 000. 00	1, 140. 73		
Transportation-----	3, 000. 00	2, 700. 00	2, 488. 84		
Stable, farm, and garden-----	20, 000. 00	19, 000. 00	19, 347. 29		
Miscellaneous-----	7, 000. 00	6, 500. 00	6, 398. 69		
Total-----	90, 000. 00	85, 000. 00	84, 763. 56		
Balance-----			236. 44		
For fuel for maintenance and manufacturing (<i>same acts</i>)-----				47, 500. 00	47, 500. 00
	Estimated expenditures, 1927 appropriation	Estimated expenditures, 1926 appropriation	Expended and obligated, 1925		
Fuel for maintenance and manufacturing-----	\$47, 500	\$47, 500	\$47, 347		
Balance-----			153		

Estimates of appropriations required for the service of the fiscal year ending June 30, 1927—Continued

General object (title of appropriation), date of acts, references to Statutes at Large, or to Revised Statutes, and estimated amount required for each detailed object				Total amount to be appropriated under each head of appropriation	Amount appropriated for the fiscal year ending June 30, 1926
Workhouse, District of Columbia—Continued. For construction, dynamite, oils, repairs to plant, and material for repairs to buildings, roads, and walks (<i>acts Mar. 2, 1911, vol. 36, p. 1003, sec. 1; Mar. 3, 1925, vol. 43, p. 1241</i>) In all, [\$246,340] \$267,740 , which sum shall be expended under the direction of the commissioners.				\$60,000.00	\$45,000.00
	Estimated expenditures, 1927 appropriation	Estimated expenditures, 1926 appropriation	Expended and obligated, 1925		
Salaries and wages: Skilled laborers and mechanics at \$7.02, \$6.10, \$5.50, and \$4.75 per day.....	Number 13	Number 11	Number 11		
01 Personal services, salaries and wages.....	\$27,500.00	\$24,000.00	\$24,855.30		
GENERAL OBJECTS OF EXPENDITURES					
Erection of permanent buildings.....	17,500.00	10,300.00	3,921.33		
Brick plant.....	3,000.00	2,000.00	3,088.43		
Cement and lime.....	3,000.00	2,000.00	3,193.35		
Electrical work and supplies.....	1,000.00	1,000.00	2,083.17		
Plumbing.....	2,000.00	1,500.00	2,077.65		
Hardware and tools.....	1,000.00	700.00	1,487.62		
Paints and oils.....	1,000.00	1,000.00	1,202.52		
Lumber.....	3,000.00	2,000.00	2,363.11		
Miscellaneous.....	1,000.00	500.00	480.32		
Total.....	60,000.00	45,000.00	44,752.80		
Balance.....			247.20		
Total, Workhouse, District of Columbia.....				267,740.00	246,340.00
Reformatory, District of Columbia— Salaries: For personal services in accordance with the classification act of 1923 (<i>acts Mar. 4, 1913, vol. 37, p. 970, sec. 1; Mar. 3, 1925, vol. 43, p. 1241</i>)				50,000.00	50,000.00
	Estimated expenditures, 1927 appropriation	Estimated expenditures, 1926 appropriation	Expended and obligated, 1925		
Salaries:	Average— No. Salary	Average— No. Salary	Average— No. Salary		
Subprofessional service—					
Grade 5, \$1,680 to \$2,040; average, \$1,860—	1 \$1,500	1 \$1,500	1 \$1,440		
Social service worker.....					
Grade 4, \$1,500 to \$1,860; average, \$1,680—	1 1,500	1 1,500	1 1,500		
Head gardener.....	2 1,080	2 1,500	2 1,500		
Assistant laboratory mechanics.....	3 1,460	3 1,460	3 1,460		
Occupational therapy aids.....					
Clerical, administrative, and fiscal service—					
Grade 9, \$3,000 to \$3,600; average, \$3,300—	1 2,580	1 2,580	1 2,580		
Senior administrative assistant.....	1 1,680	1 1,680	1 1,680		
Grade 4, \$1,680 to \$2,040 average, \$1,860—	1 1,380	2 1,380	2 1,380		
Clerk.....					
Grade 2, \$1,320 to \$1,680; average, \$1,500—					
Junior clerks.....					
Custodial service—					
Grade 8, \$1,860 to \$2,400; average, \$2,100—	1 1,780	1 1,780	1 1,780		
Principal supervisor of domestic attendants.....	1 1,560	1 1,560	1 1,500		
Grade 7, \$1,680 to \$2,040; average, \$1,860—					
Assistant chief guard.....	1 1,380	1 1,380	1 1,380		
Grade 6, \$1,500 to \$1,860; average, \$1,680—					
Head guard.....	16 1,180	16 1,155	16 1,151		
Grade 5, \$1,320 to \$1,680; average, \$1,500—					
Principal guards.....	9 1,000	9 987	9 987		
Grade 4, \$1,140 to \$1,500; average, \$1,320—					
Senior guards.....					
01 Total number of employees.....	39	39	39		
Total salaries.....	50,000.00	49,480.00	46,152.84		
The difference between 1927 and 1926 is due to increase in salaries, \$520.					

Estimates of appropriations required for the service of the fiscal year ending June 30, 1927—Continued

General object (title of appropriation), date of acts, references to Statutes at Large, or to Revised Statutes, and estimated amount required for each detailed object				Total amount to be appropriated under each head of appropriation	Amount appropriated for the fiscal year ending June 30, 1926
Reformatory, District of Columbia—Continued.					
For continuing construction of permanent buildings, including sewers, water mains, roads, and necessary equipment of industrial railroad, and equipment for new buildings (<i>acts Mar. 4, 1913, vol. 37, p. 970, sec. 1; Mar. 3, 1925, vol. 43, p. 1241</i>)				\$50,000.00	\$50,000.00
	Estimated expenditures, 1927 appropriation	Estimated expenditures, 1926 appropriation	Expended and obligated, 1925		
Salaries and wages:	Number	Number	Number		
Engineer and superintendent of construction, at \$2,580 per annum	1	1	1		
Skilled laborers and mechanics, at \$7.02, \$6.10, \$5.50, \$4.75, \$4.50, and \$3.77 per day	20	20	20		
Personal services, salaries and wages	\$28,000.00	\$27,580.00	\$17,956.57		
GENERAL OBJECTS OF EXPENDITURE					
Cement and lime	6,000.00	5,000.00	4,626.00		
Lumber	5,000.00	4,000.00	3,534.97		
Engineer and plumbing supplies	3,500.00	3,000.00	3,178.54		
Electrical fixtures	1,000.00	1,000.00	1,351.90		
Railway material		3,000.00	179.51		
Roofing	3,500.00	3,720.00	630.88		
Miscellaneous	3,000.00	2,855.03	402.68		
Total	50,000.00	50,155.03	31,860.85		
Balance			155.03		
For maintenance, custody, clothing, care, and support of inmates; rewards for fugitives; <i>discharge gratuities provided by law</i> ; provisions, subsistence, medicine and hospital instruments, furniture, and quarters for guards and other employees and inmates; purchase of tools and equipment; purchase and maintenance of farm implements, livestock, tools, equipment; transportation; maintenance and operation of nonpassenger-carrying motor vehicles; supplies and labor, and all other necessary items (<i>same acts</i>)				55,000.00	55,000.00
	Estimated expenditures, 1927 appropriation	Estimated expenditures, 1926 appropriation	Expended and obligated, 1925		
Salaries and wages:	Number	Number	Number		
Skilled laborers, at \$5.52, \$5.50, and \$5.17 per day	3	3	3		
Personal services, salaries and wages	\$6,000.00	\$6,000.00	\$8,225.13		
General objects of expenditure:					
Food and ice	22,000.00	22,000.00	18,499.09		
Clothing, dry goods, and shoes	6,500.00	6,500.00	5,921.86		
Furniture and house furnishings	1,500.00	1,500.00	1,137.83		
Medical and surgical supplies	500.00	500.00	269.61		
Laundry and cleaning supplies	1,000.00	1,000.00	915.19		
Transportation	1,000.00	1,000.00	1,123.80		
Broom supplies	1,500.00	1,500.00	629.04		
Stable, farm, and garden	14,000.00	14,000.00	13,233.44		
Auto supplies (passenger-carrying vehicles)			817.24		
Miscellaneous	1,000.00	1,000.00	4,071.36		
Total	55,000.00	55,000.00	54,843.59		
Balance			1,156.41		
For fuel, (<i>same acts</i>)				10,000.00	10,000.00
	Estimated expenditures, 1927 appropriation	Estimated expenditures, 1926 appropriation	Expended and obligated, 1925		
For fuel	\$10,000.00	\$10,000.00	\$6,553.94		
Balance			1,446.06		

Estimates of appropriations required for the service of the fiscal year ending June 30, 1927—Continued

General object (title of appropriation), date of acts, references to Statutes at Large, or to Revised Statutes, and estimated amount required for each detailed object				Total amount to be appropriated under each head of appropriation	Amount appropriated for the fiscal year ending June 30, 1926
Reformatory, District of Columbia—Continued. For material for repairs to buildings, roads, and walks (<i>acts Mar. 4, 1913, vol. 37, p. 970, sec. 1; Mar. 3, 1925, vol. 43, p. 1241</i>) In all, \$169,000, which sum shall be expended under the direction of the commissioners.				\$4, 000. 00	\$4, 000. 00
	Estimated expenditures, 1927 appropriation	Estimated expenditures, 1926 appropriation	Expended and obligated, 1925		
Roofing and material.....	\$1, 500. 00	\$1, 500. 00	\$38. 08		
Lumber.....	1, 000. 00	1, 000. 00	1, 499. 04		
Paints.....	500. 00	500. 00	1, 162. 12		
Cement.....	1, 000. 00	1, 000. 00	776. 40		
Total.....	4, 000. 00	4, 000. 00	3, 525. 64		
Balance.....			474. 36		
Total, Reformatory, District of Columbia.....				169, 000. 00	169, 000. 00
National Training School for Boys, District of Columbia— For care and maintenance of boys committed to the National Training School for Boys by the courts of the District of Columbia under a contract to be made by the Board of Charities with the authorities of said National Training School for Boys (<i>acts May 3, 1876, vol. 19, p. 79; May 27, 1908, vol. 35, pt. 1, p. 330, sec. 11; Mar. 3, 1925, vol. 43, p. 1242</i>)				46, 000. 00	55, 000. 00
	Estimated expenditures, 1927 appropriations	Estimated expenditures, 1926 appropriation	Expended and obligated, 1925		
Actual per capita cost to school for care of boys.....	\$46, 000. 00	\$55, 000. 00	\$45, 333. 57		
Balance.....			14, 666. 43		
National Training School for Girls, District of Columbia— Salaries: For personal services in accordance with the classification act of 1923 (<i>acts July 9, 1898, vol. 25, p. 346; June 26, 1912, vol. 37, pt. 1, p. 171; Mar. 3, 1925, vol. 43, p. 1242</i>)				30, 920. 00	29, 580. 00
	Estimated expenditures, 1927 appropriation	Estimated expenditures, 1926 appropriation	Expended and obligated, 1925		
Salaries:					
Subprofessional service—	Average—	Average—	Average—		
Grade 8, \$2,400 to \$3,000; average, \$2,700—	No. 1 Salary \$2, 100	No. 1 Salary \$2, 100	No. 1 Salary \$2, 100		
Chief social service worker (superintendent).....	1 1, 260	1 1, 200	1 1, 200		
Grade 4, \$1,500 to \$1,860; average \$1,680—					
Nurse.....	1 1, 260	1 1, 200	2 1, 200		
Junior educational assistants.....	1 1, 260	1 1, 200	2 1, 200		
Assistant social service workers.....	2 1, 260	2 1, 200	2 1, 200		
Clerical, administrative and fiscal service—					
Grade 3, \$1,500 to \$1,860; average \$1,680—					
Assistant clerk.....	1 1, 380	1 1, 380	1 1, 320		
Custodial service—					
Grade 6, \$1,500 to \$1,860; average \$1,680—					
Supervisor of domestic attendants.....	1 1, 260	1 1, 260	1 1, 200		
Grade 5, \$1,320 to \$1,680; average \$1,500—					
Foreman of laborers.....	2 1, 110	2 1, 020	2 1, 020		
Senior domestic attendants.....	3 1, 080	3 1, 020	3 1, 020		
Junior mechanic.....	1 1, 020	1 1, 020	1 1, 020		
Grade 4, \$1,140 to \$1,500; average \$1,320—					
Junior domestic attendants.....	8 958	8 908	7 891		
Under mechanic.....	1 900	1 840	1 840		
Senior guard.....	1 900	1 840	1 840		
Assistant foreman of laborers.....	1 1, 140	1 1, 140	2 990		
Grade 3, \$1,020 to \$1,260; average \$1,140—					
Senior laborers.....	3 880	3 820	3 820		
Under domestic attendant.....	1 780	1 720			
Grade 2, \$900 to \$1,140; average \$1,020—					
Junior laborer.....	1 660	1 600	1 600		
Total number of employees.....	29	29	29		
Total salaries.....	30, 920. 00	29, 580. 00	28, 050. 86		
The difference between 1927 and 1926 is due to increase in salaries, \$1,340.					

Estimates of appropriations required for the service of the fiscal year ending June 30, 1927—Continued

General object (title of appropriation), date of acts, references to Statutes at Large, or to Revised Statutes, and estimated amount required for each detailed object				Total amount to be appropriated under each head of appropriation	Amount appropriated for the fiscal year ending June 30, 1926
National Training School for Girls, District of Columbia—Continued.					
For groceries, provisions, light, fuel, soap, oil, lamps, candles, clothing, shoes, forage, horseshoeing, medicines, medical attendance, transportation, labor, sewing machines, fixtures, books, magazines, and other supplies which represent greater educational advantages, stationery, horses, vehicles, harness, cows, pigs, fowls, sheds, fences, repairs, typewriting, stenography, and other necessary items, including compensation not exceeding \$1,000 for additional labor or services, for identifying and pursuing escaped inmates and for rewards for their capture, for transportation and other necessary expenses incident to securing suitable homes for paroled or discharged girls, and for maintenance of nonpassenger-carrying motor vehicles (acts July 9, 1898, vol. 25, p. 346; June 26, 1912, vol. 37, pt. 1, p. 171; Mar. 3, 1925, vol. 43, p. 1242)				\$36,000.00	\$38,000.00
	Estimated expenditures, 1927 appropriation	Estimated expenditures, 1926 appropriation	Expended and obligated, 1925		
Labor.....	\$1,000.00	\$1,000.00	\$499.32		
Food and ice.....	9,000.00	9,000.00	9,724.48		
Laundry, and laundry and cleaning supplies.....	500.00	500.00	608.57		
Clothing, dry goods, and shoes.....	3,200.00	3,000.00	3,337.49		
Heat, light, and power.....	6,000.00	6,000.00	6,060.00		
Furniture and household furnishings.....	3,000.00	3,000.00	2,822.95		
Medical and dental supplies, and attendance.....	3,000.00	3,000.00	2,300.89		
Stable, farm, and garden.....	3,800.00	4,000.00	4,049.40		
Repairs and materials for same.....	3,000.00	3,500.00	2,641.60		
Maintenance of passenger-carrying motor vehicles, and purchase.....			2,481.93		
Miscellaneous.....	2,500.00	5,000.00	2,030.30		
Total.....	36,000.00	38,000.00	36,556.93		
Balance.....			3,443.07		
[For electrical rewiring and new fixtures for two of the old buildings on the Conduit Road site] (act Mar. 3, 1925, vol. 43, p. 1242)					3,000.00
For the purchase of one-ton motor truck (submitted)				1,500.00	
		Estimated expenditures, 1927 appropriation			
Purchase of 1-ton motor truck.....		\$1,500.00			
Total, National Training School for Girls.....				68,420.00	70,580.00
Medical Charities, District of Columbia—					
For care and treatment of indigent patients under contracts to be made by the Board of Charities with the following institutions and for not to exceed the following amounts, respectively:					
Freedmen's Hospital (act Mar. 3, 1925, vol. 43, p. 1242)				42,500.00	42,500.00
	Estimated expenditures, 1927 appropriation	Estimated expenditures, 1926 appropriation	Expended and obligated, 1925		
Adults, at \$2 per day.....	\$40,000	\$39,800	\$39,994		
Children, at \$1.25 per day.....	1,800	2,000	1,845		
Infants, at 50 cents per day.....	700	700	661		
Total.....	42,500	42,500	42,500		
Columbia Hospital for Women and Lying-in Asylum (same act)				17,000.00	17,000.00
	Estimated expenditures, 1927 appropriation	Estimated expenditures, 1926 appropriation	Expended and obligated, 1925		
Adults, at \$2 per day.....	\$15,000.00	\$15,000.00	\$14,646.00		
Infants, at 50 cents per day.....	2,000.00	2,000.00	1,671.50		
Total.....	17,000.00	17,000.00	16,317.50		
Balance.....			682.50		

Estimates of appropriations required for the service of the fiscal year ending June 30, 1927—Continued

General object (title of appropriation), date of acts, references to Statutes at Large, or to Revised Statutes, and estimated amount required for each detailed object				Total amount to be appropriated under each head of appropriation	Amount appropriated for the fiscal year ending June 30, 1926
Medical Charities, District of Columbia—Continued.					
Children's Hospital (<i>act Mar. 3, 1925, vol. 43, p. 1242</i>)				\$20,000.00	\$20,000.00
	Estimated expenditures, 1927 appropriation	Estimated expenditures, 1926 appropriation	Expended and obligated, 1925		
Children, at \$1.25 per day	\$20,000.00	\$20,000.00	\$17,186.25		
Balance			813.75		
Providence Hospital (<i>same acts</i>)				17,000.00	17,000.00
	Estimated expenditures, 1927 appropriation	Estimated expenditures, 1926 appropriation	Expended and obligated, 1925		
Adults, at \$2 per day	\$17,000	\$17,000	\$14,874		
Balance			126		
Garfield Memorial Hospital (<i>same act</i>)				17,000.00	15,000.00
	Estimated expenditures, 1927 appropriation	Estimated expenditures, 1926 appropriation	Expended and obligated, 1925		
Adults, at \$2 per day	\$16,700	\$14,900	\$14,794		
Infants, at 50 cents per day	300	100	206		
Total	17,000	15,000	15,000		
Central Dispensary and Emergency Hospital (<i>same act</i>)				23,000.00	23,000.00
	Estimated expenditures, 1927 appropriation	Estimated expenditures, 1926 appropriation	Expended and obligated, 1925		
Ward cases, at \$2 per day	\$14,500.00	\$14,500.00	\$14,068.00		
Emergency cases, at \$1 each	3,800.00	3,800.00	3,798.00		
Dispensary cases, at \$0.15 each	100.00	100.00	114.90		
Radiographs, at \$1.50 each	1,300.00	1,300.00	1,206.00		
Ambulance runs, at \$1 each	3,300.00	3,300.00	3,281.00		
Total	23,000.00	23,000.00	22,487.90		
Balance			512.10		
Eastern Dispensary and Casualty Hospital (<i>same act</i>)				10,000.00	10,000.00
	Estimated expenditures, 1927 appropriation	Estimated expenditures, 1926 appropriation	Expended and obligated, 1925		
Ward cases, at \$2 per day	\$6,100.00	\$6,100.00	\$6,198.00		
Emergency cases, at \$1 each	1,400.00	1,400.00	1,457.00		
Dispensary cases, at 15 cents each	45.00	45.00	47.35		
Redressings, at 30 cents each	15.00	15.00	14.70		
Radiographs, at \$1.50 each	440.00	440.00	474.00		
Ambulance runs, at \$1 each	2,000.00	2,000.00	2,074.00		
Total	10,000.00	10,000.00	10,265.05		
Balance			2,234.95		
Washington Home for Incurables, (<i>same act</i>)				5,000.00	5,000.00
	Estimated expenditures, 1927 appropriation	Estimated expenditures, 1926 appropriation	Expended and obligated, 1925		
Indigent patients, at \$5 per week	\$5,000	\$5,000	\$5,000		

Estimates of appropriations required for the service of the fiscal year ending June 30, 1927—Continued

General object (title of appropriation), date of acts, references to Statutes at Large, or to Revised Statutes, and estimated amount required for each detailed object				Total amount to be appropriated under each head of appropriation	Amount appropriated for the fiscal year ending June 30, 1926
Medical Charities, District of Columbia—Continued.					
Georgetown University Hospital (act Mar. 3, 1925, vol. 43, p. 1242)-----				\$8,000.00	\$5,000.00
	Estimated expenditures, 1927 appropriation	Estimated expenditures, 1926 appropriation	Expended and obligated, 1925		
Adults, at \$2 per day-----	\$7,500	\$4,680	\$4,550		
Infants, at 50 cents per day-----	500	320	450		
Total-----	8,000	5,000	5,000		
George Washington University Hospital (same act)-----				8,000.00	5,000.00
	Estimated expenditures, 1927 appropriation	Estimated expenditures, 1926 appropriation	Expended and obligated, 1925		
Adults, at \$2 per day-----	\$7,950	\$4,990	\$4,998		
Infants, at 50 cents per day-----	50	10	2		
Total-----	8,000	5,000	5,000		
Maintenance, etc., Columbia Hospital for Women, District of Columbia—					
Columbia Hospital and Lying-in Asylum:					
For general repairs and for additional construction, including labor and material, and for expenses of heat, light, and power required in and about the operation of the hospital, [[\$14,500] \$25,000, to be expended in the discretion and under the direction of the Architect of the Capitol (act Mar. 3, 1925, vol. 43, p. 1242)-----				25,000.00	14,500.00
	Estimated expenditures, 1927 appropriation	Estimated expenditures, 1926 appropriation	Expended and obligated, 1925		
Fuel, light, and power-----	\$14,500	\$14,500	\$15,000		
Repairs and replacements, including plumbing, steam piping, electric elevators, brine plant, boilers, etc-----	10,500				
Total-----	25,000	14,500	14,500		
Tuberculosis Hospital, District of Columbia—					
Salaries: For personal services in accordance with the classification act of 1923 (acts June 27, 1906, vol. 34, p. 511; Mar. 3, 1925, vol. 43, p. 1242)-----				54,400.00	50,580.00
	Estimated expenditures, 1927 appropriation	Estimated expenditures, 1926 appropriation	Expended and obligated, 1925		
Salaries:					
Professional and scientific service—	Average—	Average—	Average—		
Grade 3, \$3,000 to \$3,600; average, \$3,300—	No. Salary	No. Salary	No. Salary		
Associate medical officer (superintendent)-----	1 \$2,580	1 \$2,580	1 \$2,580		
Grade 2, \$2,400 to \$3,000; average, \$2,700—					
Assistant medical officer-----	1 2,100	1 2,100	1 2,100		
Subprofessional service—					
Grade 6, \$1,860 to \$2,400; average, \$2,100—					
Assistant chief nurse-----	1 1,560	1 1,560	1 1,560		
Grade 4, \$1,500 to \$1,860; average, \$1,680—					
Nurses-----	11 1,225	11 1,200	10 1,200		
Grade 2, \$1,140 to \$1,500; average, \$1,320—					
Hospital attendants-----	3 900	3 840	3 840		
Clerical, administrative, and fiscal service—					
Grade 3, \$1,500 to \$1,860; average, \$1,680—					
Head typist-----	1 1,200	1 1,200	1 1,200		
Custodial service—					
Grade 6, \$1,500 to \$1,860; average, \$1,680—					
Mechanic-----	1 1,500	1 1,500	1 1,500		
Grade 5, \$1,320 to \$1,680; average, \$1,500—					
Senior domestic attendants-----	2 1,080	2 1,080	2 1,020		
Grade 4, \$1,140 to \$1,500; average, \$1,320—					
Undermechanics-----	2 1,140	2 1,140	2 1,140		
Junior domestic attendants-----	2 1,080	2 1,020	2 1,020		
Grade 3, \$1,020 to \$1,360; average, \$1,140—					
Senior laborer-----	1 1,140	1 1,140	1 1,140		
Underdomestic attendants-----	3 820	3 760	2 720		
Grade 2, \$900 to \$1,140; average, \$1,020—					
Subordinate mechanic-----	1 660	1 600	1 600		
Minor domestic attendants-----	17 763	17 715	16 720		

Estimates of appropriations required for the service of the fiscal year ending June 30, 1927—Continued

General object (title of appropriation), date of acts, references to Statutes at Large, or to Revised Statutes, and estimated amount required for each detailed object				Total amount to be appropriated under each head of appropriation	Amount appropriated for the fiscal year ending June 30, 1926
Tuberculosis Hospital, District of Columbia—Continued.					
	Estimated expenditures, 1927 appropriation	Estimated expenditures, 1926 appropriation	Expended and obligated, 1925		
Salaries—Continued.					
Special class—	<i>Average—</i>	<i>Average—</i>	<i>Average—</i>		
Roentgenologist.....	No. Salary	No. Salary	No. Salary		
Pathologist.....	1 \$1,320	1 \$1,320	1 \$1,320		
Assistant resident physician.....	1 1,140	1 1,140	1 1,140		
	1 900	1 840	1 840		
Total number of employees.....	50	50	47		
Total salaries.....	52,240.00	50,580.00	47,251.40		
NEW POSITIONS RECOMMENDED					
Custodial service—					
Grade 4, \$1,140 to \$1,500; average, \$1,320—					
Junior domestic attendant.....	1 1,140				
Grade 3, \$1,020 to \$1,280; average, \$1,140—					
Underdomestic attendant.....	1 1,020				
Total average number of employees.....	52	50	47		
Total salaries.....	54,400.00	50,580.00	47,251.40		
The difference between 1927 and 1926 is due to—					
New positions.....	\$2,160				
Increase in salaries.....	1,660				
Total.....	3,820				
For provisions, fuel, forage, harness, and vehicles, and repairs to same, gas, ice, shoes, clothing, dry goods, tailoring, drugs and medical supplies, furniture and bedding, kitchen utensils, books and periodicals, not to exceed \$50, temporary services not to exceed \$1,000, maintenance of motor truck, and other necessary items (<i>acts June 27, 1906, vol. 34, p. 511; Mar. 3, 1925, vol. 43, p. 1242.</i>).....				\$56,000.00	\$55,000.00
	Estimated expenditures, 1927 appropriation	Estimated expenditures, 1926 appropriation	Expended and obligated, 1925		
Labor.....	\$1,000.00	\$1,000.00	\$999.25		
Food and ice.....	37,000.00	36,000.00	31,879.68		
Heat, light, and power.....	8,500.00	8,500.00	6,094.73		
Clothing, dry goods, and shoes.....	3,500.00	3,500.00	2,750.27		
Medical and surgical supplies.....	2,000.00	2,000.00	1,710.55		
Miscellaneous.....	4,000.00	4,000.00	9,238.45		
Total.....	56,000.00	55,000.00	52,612.93		
Balance.....			387.07		
For repairs and improvements to buildings and grounds including roads and sidewalks (<i>same acts</i>).....				5,000.00	8,000.00
	Estimated expenditures, 1927 appropriation	Estimated expenditures, 1926 appropriation	Expended and obligated, 1925		
Wages: Laborers, at \$5, \$4, \$3, and \$2 per day.....	\$2,500.00	\$3,500.00	\$1,378.00		
Allotment to superintendent of repairs.....	500.00	500.00	238.91		
Lumber, paints, and other materials for repairs.....	2,000.00	4,000.00	2,380.54		
Total.....	5,000.00	8,000.00	3,997.45		
Balance.....			2.55		
Total, Tuberculosis Hospital.....				115,400.00	113,580.00

Estimates of appropriations required for the service of the fiscal year ending June 30, 1927—Continued

General object (title of appropriation), date of acts, references to Statutes at Large, or to Revised Statutes, and estimated amount required for each detailed object				Total amount to be appropriated under each head of appropriation	Amount appropriated for the fiscal year ending June 30, 1926
Gallinger Municipal Hospital, District of Columbia—					
Salaries: For personal services in accordance with the classification act of 1923 (acts, July 27, 1914, vol. 88, p. 545; Mar. 3, 1917, vol. 39, p. 1086; Mar. 3, 1925, vol. 43, p. 1243) -----				\$185,000.00	\$170,000.00
	Estimated expenditures, 1927 appropriation	Estimated expenditures, 1926 appropriation	Expended and obligated, 1925		
Salaries:					
Professional and scientific service—					
Grade 4, \$3,800 to \$5,000; average, \$4,400—	<i>Average—</i>	<i>Average—</i>	<i>Average—</i>		
Medical officer (superintendent).....	No. 1 Salary 3,380	No. 1 Salary 3,380	No. 1 Salary 3,380		
Grade 2, \$2,400 to \$3,000; average, \$2,700—					
Resident clinical directors.....	3 2,100	3 2,100	3 2,100		
Subprofessional service—					
Grade 6, \$1,860 to \$2,400; average, \$2,000—					
Assistant chief nurse.....	1 1,620	1 1,620	1 1,660		
Grade 5, \$1,680 to \$2,040; average, \$1,860—					
Head nurses.....	3 1,400	3 1,400	3 1,380		
Head dietitian.....	1 1,380	1 1,380	1 1,380		
Grade 4, \$1,500 to \$1,860; average, \$1,680—					
Nurses.....	13 1,200	13 1,200	13 1,200		
Physiotherapy aids.....	2 1,350	2 1,350	2 1,350		
Grade 3, \$1,320 to \$1,680; average, \$1,500—					
Junior medical technician.....	1 1,020	1 1,020	1 1,020		
Grade 2, \$1,140 to \$1,500; average, \$1,320—					
Hospital attendants.....	44 878	44 863	44 863		
Clerical, administrative, and fiscal service—					
Grade 4, \$1,680 to \$2,040; average, \$1,860—					
Clerk.....	1 1,380	1 1,380			
Grade 3, \$1,500 to \$1,860; average, \$1,680—					
Clerk-stenographer.....	1 1,500	1 1,500	1 1,500		
Clerk.....			1 1,280		
Grade 2, \$1,320 to \$1,680; average, \$1,500—					
Junior clerk-typists.....	3 1,180	3 1,180	2 1,280		
Junior clerk.....	1 1,020	1 1,020	1 1,020		
Grade 1, \$1,140 to \$1,500; average, \$1,320—					
Underclerks.....	3 1,200	3 1,200	3 1,200		
Custodial service—					
Grade 8, \$1,860 to \$2,400; average, \$2,100—					
Principal mechanic.....	1 2,100	1 2,100	1 2,100		
Grade 6, \$1,500 to \$1,860; average, \$1,680—					
Mechanics.....	10 1,551	10 1,536	8 1,545		
Grade 5, \$1,320 to \$1,680; average, \$1,500—					
Senior domestic attendant.....	1 1,080	1 1,080	1 1,080		
Mechanics.....	4 1,350	4 1,320	4 1,320		
Grade 4, \$1,140 to \$1,500; average, \$1,320—					
Assistant foremen of laborers.....	2 1,020	2 960	2 960		
Undermechanics.....	4 1,245	4 1,215	4 1,215		
Junior domestic attendants.....	2 900	2 840	2 840		
Grade 3, \$1,020 to \$1,260; average, \$1,140—					
Under domestic attendants.....	7 820	7 789	7 789		
Guard (watchmen).....	1 1,020	1 1,020	1 1,020		
Messengers.....	2 780	2 720	2 720		
Minor mechanics.....	2 750	2 720	2 720		
Senior laborers.....	3 750	3 720	3 720		
Grade 2, \$900 to \$1,140; average, \$1,020—					
Minor domestic attendants.....	37 684	37 649	37 649		
Special class—					
Visiting physician.....	1 1,860	1 1,860	1 1,860		
Pathologist.....	1 1,140	1 1,140	1 1,140		
Röntgenologist.....	1 1,320	1 1,320	1 1,320		
Dentist.....	1 480	1 480	1 480		
Anesthetist.....	1 1,140	1 1,140	1 1,140		
Resident physicians.....	5 840	5 840	5 840		
Assistant resident physicians.....	2 840	2 840	2 840		
Pupil nurses (second year).....	19 360	19 360	19 360		
Pupil nurses (first year).....	22 330	22 330	22 330		
Total number employees.....	207	207	204		
Total salaries.....	172,310.00	170,000.00	157,063.66		
NEW POSITIONS RECOMMENDED					
Subprofessional service—					
Grade 7, \$2,100 to \$2,700; average, \$2,400—					
Chief occupational therapy aid.....	1 2,100				
Grade 6, \$1,860 to \$2,400; average, \$2,100—					
Assistant chief occupational therapy aid.....	1 1,860				
Clerical, administrative and fiscal service—					
Grade 2, \$1,320 to \$1,680; average, \$1,500—					
Junior stenographer.....	1 1,320				
Grade 1, \$1,140 to \$1,500; average, \$1,320—					
Underclerk.....	1 1,140				
Special class—					
Pupil nurses.....	19 330				
Total average number of employees.....	230	207	204		
Total salaries.....	185,000.00	170,000.00	157,063.66		
The difference between 1927 and 1926 is due to—					
New positions.....	\$12,690				
Increase in salaries.....	2,310				
Total increase.....	15,000				

Estimates of appropriations required for the service of the fiscal year ending June 30, 1927—Continued

General object (title of appropriation), date of acts, references to Statutes at Large, or to Revised Statutes, and estimated amount required for each detailed object				Total amount to be appropriated under each head of appropriation	Amount appropriated for the fiscal year ending June 30, 1926
Gallinger Municipal Hospital, District of Columbia—Continued.					
For maintenance, maintenance of horses and horse-drawn vehicles, books of reference and periodicals, not to exceed \$50, maintenance of nonpassenger-carrying vehicles, and all other necessary expenses (acts July 27, 1914, vol. 38, p. 545; Mar. 3, 1917, vol 39, p. 1036; Mar. 3, 1925, vol. 43, p. 1243)-----				\$140,000.00	\$134,400.00
	Estimated expenditures, 1927 appropriation	Estimated expenditures, 1926 appropriation	Expended and obligated, 1925		
Food and ice.....	\$69,000.00	\$69,000.00	\$68,338.01		
Laundry and laundry and cleaning supplies.....	2,500.00	2,500.00	2,234.03		
Clothing, drygoods, and shoes.....	9,000.00	9,000.00	9,672.24		
Heat, light, and power.....	33,600.00	30,000.00	28,923.73		
Furniture and house furnishings.....	6,700.00	5,700.00	1,947.98		
Medical and surgical supplies.....	7,000.00	7,000.00	6,923.34		
Stable, farm, and garden.....	2,200.00	2,200.00	2,162.93		
Miscellaneous.....	9,000.00	9,000.00	9,328.21		
Total.....	140,000.00	134,400.00	129,530.47		
Balance.....			469.53		
For repairs to buildings (same acts)-----				5,000.00	5,000.00
	Estimated expenditures, 1927 appropriation	Estimated expenditures, 1926 appropriation	Expended and obligated, 1925		
Wages: Laborers at \$2 and \$3 per day.....	\$300.00	\$300.00	\$209.61		
Allotment to superintendent of repairs.....	600.00	600.00	560.58		
Lumber, paints, and other materials.....	4,100.00	4,100.00	4,168.59		
Total.....	5,000.00	5,000.00	4,938.78		
Balance.....			61.22		
Purchase, installation and repair of special apparatus and equipment for hospital and laboratories (submitted)-----				7,050.00	
		Estimated expenditures, 1927 appropriation			
Electro-cardiograph apparatus and vital capacity machine.....		\$1,000			
One quartz lamp and one diathermy apparatus, complete.....		1,000			
Equipment for post-mortem room.....		1,000			
Repairs to X-ray apparatus and purchase of equipment.....		1,000			
Metabolism outfit, typewriter, desk, filing devices, incubator with stand, electric saw, and laboratory publications not to exceed \$50, for the pathological laboratory.....		1,000			
Six bedpan sterilizers for old wards.....		1,700			
Diagnostic lamp, pulp tester, air compressor, and other necessary articles for dental department.....		350			
Total.....		7,050			
Purchase of a reference library, victrola, records, music for piano player, expense of commencement exercises, entertainments and other incidental expenses of the training school for nurses (submitted)-----				500.00	
		Estimated expenditures, 1927 appropriation			
Purchase of a reference library, victrola, records, etc.....		\$500			

Estimates of appropriations required for the service of the fiscal year ending June 30, 1927—Continued

General object (title of appropriation), date of acts, references to Statutes at Large, or to Revised Statutes, and estimated amount required for each detailed object				Total amount to be appropriated under each head of appropriation	Amount appropriated for the fiscal year ending June 30, 1926
Gallinger Municipal Hospital, District of Columbia—Continued. For continuing the construction of the domestic building at Gallinger Municipal Hospital, and commencing the construction of an additional ward building of not less than 250 beds, including mechanical and other equipment, furniture and furnishings, \$300,000: Provided, That the Commissioners of the District of Columbia are authorized to enter into contract or contracts for the construction of said buildings, including all equipment, furniture and furnishings, at a total cost, not to exceed \$1,000,000, which shall include any unexpended balances remaining of appropriations heretofore made for buildings at said hospital and the amount herein appropriated: Provided further, That of said authorized total cost not less than \$75,000 shall be available only for the furniture, furnishings, and equipment of said ward building (submitted)				\$300, 000. 00	
				Estimated expenditures, 1927 appropriation	
Domestic building and additional ward building.....				\$ 300,000	
Total, Gallinger Municipal Hospital.....				637, 550. 00	\$309, 400. 00
CHILD-CARING INSTITUTIONS					
Board of Children's Guardians, District of Columbia—					
Administration: For administrative expenses, including placing and visiting children, city directory, purchase of books of reference and periodicals not exceeding [\$25] \$50, and all office and sundry expenses, \$5,000; and no part of the moneys herein appropriated shall be used for the purpose of visiting any ward of the Board of Children's Guardians placed outside the District of Columbia and the States of Virginia and Maryland, and a ward placed outside said District and the States of Virginia and Maryland shall be visited not less than once a year by a voluntary agent or correspondent of said board, and that said board shall have power, upon proper showing, in its discretion, to discharge from guardianship any child committed to its care (<i>acts July 26, 1892, vol. 27, p. 262, secs. 1-7; March 3, 1901, vol. 31, p. 1095; Mar. 3, 1925, vol. 43, p. 1243</i>).....				5, 000. 00	5, 000. 00
	Estimated expenditures, 1927 appropriation	Estimated expenditures, 1926 appropriation	Expended and obligated, 1925		
Furniture, printing, and stationery.....	\$750. 00	\$750. 00	\$601. 03		
Telephone and telegraph.....	90. 00	90. 00	100. 07		
Travel and transportation.....	4, 160. 00	4, 160. 00	4, 129. 15		
Total.....	5, 000. 00	5, 000. 00	4, 830. 25		
Balance.....			169. 75		
Salaries: For personal services in accordance with the Classification Act of 1923 (<i>same acts</i>).....				53, 080. 00	51, 300. 00
	Estimated expenditures, 1927 appropriation	Estimated expenditures, 1926 appropriation	Expended and obligated, 1925		
Salaries:	<i>Average—</i>	<i>Average—</i>	<i>Average—</i>		
Professional and scientific service—	No. Salary	No. Salary	No. Salary		
Grade 3, \$3,000 to \$3,600; average, \$3,300—	1 \$3, 100	1 \$3, 000	1 \$3, 000		
Associate economic analyst (agent).....					
Grade 2, \$2,400 to \$3,000; average, \$2,700—	1 2, 500	1 2, 400	1 2, 000		
Assistant economic analyst.....					
Grade 1, \$1,860 to \$2,400; average, \$2,100—	2 1, 920	2 1, 860	2 1, 860		
Junior economic analysts.....					
Subprofessional service—					
Grade 5, \$1,680 to \$2,040; average, \$1,860—	1 1, 740	1 1, 680	1 1, 500		
Social service worker.....					
Grade 4, \$1,500 to \$1,860; average, \$1,680—	19 1, 554	19 1, 500	13½ 1, 500		
Assistant social service workers.....					
Clerical, administrative, and fiscal service—					
Grade 4, \$1,680 to \$2,040; average, \$1,860—	1 1, 740	1 1, 680	1 1, 440		
Clerk.....					
Grade 3, \$1,500 to \$1,860; average, \$1,680—	2 1, 660	2 1, 500	2 1, 380		
Assistant clerks.....					
Grade 2, \$1,320 to \$1,680; average, \$1,500—	2 1, 380	2 1, 320	2 1, 320		
Junior stenographers.....	1 1, 380	1 1, 320	1 1, 320		
Junior clerk.....					
Grade 1, \$1,140 to \$1,500; average, \$1,320—	1 1, 200	1 1, 140	1 1, 140		
Underclerk.....	1 1, 200	1 1, 140			
Junior typist.....					
Custodial service—					
Grade 3, \$1,020 to \$1,260; average, \$1,140—	1 1, 080	1 1, 020	1 1, 020		
Minor mechanic.....					
Total number of employees.....	33	33	27		
Total salaries.....	53, 080. 00	51, 300. 00	41, 100. 00		
The difference between 1927 and 1926 is due to increase in salaries, \$1,780.					

Estimates of appropriations required for the service of the fiscal year ending June 30, 1927—Continued

General object (title of appropriation), date of acts, references to Statutes at Large, or to Revised Statutes, and estimated amount required for each detailed object				Total amount to be appropriated under each head of appropriation	Amount appropriated for the fiscal year ending June 30, 1926
Board of Children's Guardians, District of Columbia—Continued. For maintenance of feeble-minded children (white and colored) (<i>acts July 26, 1892, vol. 27, p. 262, secs. 1-7; Mar. 3, 1901, vol. 31, p. 1095; Mar. 3, 1925, vol. 43, p. 1243</i>)				\$37, 500. 00	\$37, 500. 00
	Estimated expenditures, 1927 appropriation	Estimated expenditures, 1926 appropriation	Expended and obligated, 1925		
In institutions, \$300, \$400, \$500, and \$540 per annum	\$31, 000. 00	\$32, 000. 00	\$41, 007. 30		
In boarding homes, \$22, \$25, \$27.50 per month	6, 500. 00	6, 500. 00	8, 832. 70		
Total	37, 500. 00	38, 500. 00	49, 840. 00		
For board and care of all children committed to the guardianship of said board by the courts of the District, and for temporary care of children pending investigation or while being transferred from place to place, with authority to pay not more than \$1,500 each to institutions under sectarian control and not more than \$400 for burial of children dying while under charge of the board (<i>same acts</i>)				120, 000. 00	120, 000. 00
The disbursing officer of the District of Columbia is authorized to advance to the agent of the Board of Children's Guardians, upon requisitions previously approved by the auditor of the District of Columbia and upon such security as may be required of said agent by the commissioners, sums of money not to exceed \$400 at any one time, to be used for expenses in placing and visiting children, traveling on official business of the board, and for office and sundry expenses, all such expenditures to be accounted for to the accounting officers of the District of Columbia within one month on itemized vouchers properly approved.					
	Estimated expenditures, 1927 appropriation	Estimated expenditures, 1926 appropriation	Expended and obligated, 1925		
Boarding homes	\$31, 000. 00	\$34, 000. 00	\$34, 020. 34		
Institutions, nonsectarian	15, 500. 00	15, 500. 00	15, 554. 14		
Institutions, sectarian	5, 000. 00	5, 000. 00	4, 660. 18		
Clothing	8, 600. 00	8, 600. 00	8, 625. 33		
Drugs, dentistry, medical supplies, and attendance	9, 500. 00	9, 500. 00	9, 345. 97		
Burial of wards	400. 00	400. 00	208. 72		
Total	120, 000. 00	123, 000. 00	122, 414. 68		
Balance			167. 82		
Total, Board of Children's Guardians				215, 580. 00	213, 800. 00
District Training School—Site and Buildings [Home for Feeble-Minded, District of Columbia]— For continuing construction of the home and school for feeble-minded persons, as authorized by the District of Columbia appropriation act approved February 28, 1923, by day labor or otherwise as the commissioners may consider to be most advantageous to the District of Columbia (<i>acts Feb. 28, 1923, vol. 42, p. 1360; Mar. 3, 1925, vol. 43, p. 1243</i>)				100, 000. 00	170, 000. 00
	Estimated expenditures, 1927 appropriation	Estimated expenditures, 1926 appropriation	Expended and obligated, 1925		
Continuing construction of the home and school for feeble-minded	\$100, 000	\$170, 000			

Estimates of appropriations required for the service of the fiscal year ending June 30, 1927—Continued

General object (title of appropriation), date of acts, references to Statutes at Large, or to Revised Statutes, and estimated amount required for each detailed object				Total amount to be appropriated under each head of appropriation	Amount appropriated for the fiscal year ending June 30, 1926
District Training School—Continued. <i>Salaries: For personal services in accordance with the classification act of 1923 (submitted)</i>				\$25, 000. 00	
	Estimated expenditures, 1927 appropriation	Estimated expenditures, 1926 appropriation	Expended and obligated, 1925		
Salaries:					
Professional and scientific—	<i>Average—</i>	<i>Average—</i>	<i>Average—</i>		
Grade 4, \$3,800 to \$5,000; average, \$4,400—	<i>No. Salary</i>	<i>No. Salary</i>	<i>No. Salary</i>		
Medical officer (superintendent).....	1 \$3, 800				
Subprofessional service—					
Grade 4, \$1,500 to \$1,860; average, \$1,680—					
Junior educational assistant.....	1 1, 500				
Clerical, administrative, and fiscal service—					
Grade 3, \$1,500 to \$1,860; average, \$1,680—					
Senior stenographer.....	1 1, 500				
Custodial service—					
Grade 6, \$1,500 to \$1,860; average, \$1,680—					
General foreman of laborers.....	1 1, 500				
Mechanics.....	1 1, 500				
Supervisor of domestic attendants.....	1 1, 500				
Grade 5, \$1,320 to \$1,680; average, \$1,500—					
Junior mechanic.....	1 1, 320				
Principal guard.....	1 1, 320				
Grade 3, \$1,020 to \$1,260; average, \$1,140—					
Senior laborer.....	1 1, 020				
Minor mechanic.....	1 1, 020				
Underdomestic attendants.....	4 1, 020				
Grade 2, \$900 to \$1,140; average, \$1,020—					
Minor domestic attendants.....	5 900				
01 Total number of employees.....	24				
Total salaries.....	25, 000				
For maintenance, [salaries] and other necessary expenses, including the maintenance of [a] nonpassenger-carrying motor vehicles, [and the purchase of a one-ton motor truck at not to exceed \$1,500] and the purchase and maintenance of horses and wagons (<i>acts Feb. 28, 1923, vol. 42, p. 1360; Mar. 3, 1925; vol. 43, p. 1243</i>)				45, 000. 00	\$18, 300. 00
	Estimated expenditures, 1927 appropriation	Estimated expenditures, 1926 appropriation	Expended and obligated, 1925		
Salaries.....		\$8, 000. 00	\$6, 501. 18		
Food and ice.....	\$26, 000. 00	2, 000. 00	888. 58		
Clothing, dry goods, and shoes.....	5, 000. 00	1, 000. 00	893. 58		
Heat, light, and power.....	9, 000. 00	800. 00	182. 66		
Furniture and house furnishings.....		900. 00	3, 884. 79		
Medical and surgical supplies.....	500. 00	100. 00	161. 94		
Stable, farm, and garden.....	1, 500. 00	1, 500. 00	4, 405. 28		
Purchase of auto truck.....		1, 500. 00			
For repairs and materials for same.....		2, 000. 00	2, 009. 35		
Miscellaneous.....	3, 000. 00	500. 00	1, 075. 68		
Total.....	45, 000. 00	18, 300. 00	19, 985. 04		
Balance.....			14. 96		
<i>For the purchase and installation of laundry machinery and equipment (submitted)</i>				12, 000. 00	
		Estimated expenditures, 1927 appropriation			
Purchase and installation of laundry machinery and equipment.....		\$12, 000. 00			
<i>For the purchase of dairy herd, horses, mules, and farm machinery and equipment (submitted)</i>				6, 000. 00	
		Estimated expenditures, 1927 appropriation			
Purchase of dairy herd, horses, mules, and farm machinery and equipment.....		\$6, 000. 00			

Estimates of appropriations required for the service of the fiscal year ending June 30, 1927—Continued

General object (title of appropriation), date of acts, references to Statutes at Large, or to Revised Statutes, and estimated amount required for each detailed object		Total amount to be appropriated under each head of appropriation	Amount appropriated for the fiscal year ending June 30, 1926
District Training School—Continued. <i>For repairs and improvements to dwelling house, barn, and other outbuildings, and fencing of farm (submitted)</i>		\$4,500.00	
	Estimated expenditures, 1927 appropriation		
Repairs and improvements.....	\$4,500.00		
<i>For furniture, furnishings, kitchen equipment, and other necessary items for furnishing and equipping the new buildings (submitted)</i>		25,000.00	
	Estimated expenditures, 1927 appropriation		
Furniture, furnishings, kitchen equipment, etc.....	\$25,000		
Total, District Training School		217,500.00	\$188,300.00
Industrial Home School for Colored Children, District of Columbia— Salaries: For personal services in accordance with the classification act of 1923 (act Mar. 3, 1925, vol. 43, p. 1244)		27,040.00	24,000.00
	Estimated expenditures, 1927 appropriation		
	Estimated expenditures, 1926 appropriation		
	Expended and obligated, 1925		
Salaries:			
Subprofessional service—	Average—	Average—	Average—
Grade 8, \$2,400 to \$3,000; average, \$2,700—	No. 1 Salary \$2,200	No. 1 Salary \$2,200	No. 1 Salary \$2,100
Chief social service worker (superintendent).....	1	1	1
Grade 4, \$1,500 to \$1,860; average, \$1,680—	3 1,260	3 1,220	3 1,200
Junior educational assistants.....	3	3	3
Grade 2, \$1,140 to \$1,500; average, \$1,320—	1 960	1 900	1 840
Hospital attendant.....	1	1	1
Clerical, administrative, and fiscal service—			
Grade 3, \$1,500 to \$1,860; average, \$1,680—	1 1,260	1 1,260	1 1,200
Assistant clerk.....	1	1	1
Custodial service—			
Grade 6, \$1,500 to \$1,860; average, \$1,680—	1 1,200	1 1,200	1 1,200
General foreman of laborers.....	1	1	1
Principal guard.....	1 1,260	1 1,200	1 1,200
Mechanics.....	2 1,260	2 1,220	2 1,200
Grade 5, \$1,320 to \$1,680; average, \$1,500—			
Senior domestic attendant.....	1 1,080	1 1,080	1 1,020
Grade 4, \$1,140 to \$1,500; average, \$1,320—			
Junior domestic attendants.....	6 885	6 870	6 840
Grade 3, \$1,020 to \$1,260; average, \$1,140—			
Senior laborers.....	3 750	3 720	3 720
Underdomestic attendants.....	2 750	2 720	2 720
Grade 2, \$900 to \$1,140; average, \$1,020—			
Minor domestic attendants.....	2 660	2 600	2 600
Total number of employees.....	24	24	24
Total salaries.....	24,080.00	23,980.00	23,124.66
NEW POSITIONS RECOMMENDED			
Custodial service—			
Grade 4, \$1,140 to \$1,500; average, \$1,320—	1 1,140.00		
Junior domestic attendant.....	1 1,140.00		
Assistant foreman of laborers.....			
Total average number of employees.....	26	24	24
Total salaries.....	27,040.00	23,980	23,124.66
01 The difference between 1927 and 1926 is due to—			
New positions.....	\$2,260		
Increase in salaries.....	780		
Total increase.....	3,060		

Estimates of appropriations required for the service of the fiscal year ending June 30, 1927—Continued

General object (title of appropriation), date of acts, references to Statutes at Large, or to Revised Statutes, and estimated amount required for each detailed object				Total amount to be appropriated under each head of appropriation	Amount appropriated for the fiscal year ending June 30, 1926
Industrial Home School for Colored Children, District of Columbia—Continued.					
Temporary labor (act Mar. 3, 1925, vol. 43, p. 1244)-----				\$500. 00	\$500. 00
	Estimated expenditures, 1927 appropriation	Estimated expenditures, 1926 appropriation	Expended and obligated, 1925		
Laborers, at \$40 to \$60 per month-----	\$500. 00	\$500. 00	\$218. 57		
Balance-----			281. 43		
For maintenance, including horses, wagon, and harness (<i>same act</i>)-----				21, 450. 00	21, 450. 00
	Estimated expenditures, 1927 appropriation	Estimated expenditures, 1926 appropriation	Expended and obligated, 1925		
Food and ice-----	\$8, 400. 00	\$8, 400. 00	\$6, 543. 20		
Laundry and laundry and cleaning supplies-----	250. 00	250. 00	251. 41		
Clothing, dry goods, and shoes-----	4, 000. 00	4, 000. 00	3, 311. 36		
Heat, light, and power-----	2, 800. 00	2, 800. 00	2, 793. 31		
Medical and surgical supplies-----	300. 00	300. 00	200. 77		
Furniture and house furnishings-----	1, 500. 00	1, 500. 00	913. 69		
Stable, farm, and garden-----	3, 000. 00	3, 000. 00	2, 950. 25		
Maintenance of passenger carrying motor vehicles-----			762. 65		
Miscellaneous-----	1, 200. 00	1, 200. 00	880. 64		
Total-----	21, 450. 00	21, 450. 00	18, 607. 18		
Balance-----			392. 82		
For repairs and improvements to buildings and grounds (<i>same act</i>)-----				2, 500. 00	2, 500. 00
	Estimated expenditures, 1927 appropriation	Estimated expenditures, 1926 appropriation	Expended and obligated, 1925		
Wages-----	\$1, 000. 00	\$1, 000. 00	\$292. 72		
Lumber, paint, and other materials-----	1, 500. 00	1, 500. 00	2, 012. 64		
Total-----	2, 500. 00	2, 500. 00	2, 305. 36		
Balance-----			194. 64		
For manual-training equipment and materials (<i>same act</i>)-----				1, 250. 00	1, 250. 00
	Estimated expenditures, 1927 appropriation	Estimated expenditures, 1926 appropriation	Expended and obligated, 1925		
For materials and machinery-----	\$1, 250. 00	\$1, 250. 00	\$947. 36		
Balance-----			52. 64		
All moneys received at said school as income from sale of products and from payment of board or of instruction or otherwise shall be paid into the Treasury of the United States to the credit of [the United States and to the credit of] the District of Columbia [in the manner provided by law].					
Total, Industrial Home School for Colored Children-----				52, 740. 00	49, 700. 00

Estimates of appropriations required for the service of the fiscal year ending June 30, 1927—Continued

General object (title of appropriation), date of acts, references to Statutes at Large, or to Revised Statutes, and estimated amount required for each detailed object				Total amount to be appropriated under each head of appropriation	Amount appropriated for the fiscal year ending June 30, 1926
Industrial Home School, District of Columbia—					
Salaries: For personal services in accordance with the classification act of 1923 (acts June 11, 1896, vol. 29, p. 410, sec. 1; Mar. 3, 1925, vol. 43, p. 1244)-----				\$20, 380. 00	\$19, 300. 00
	Estimated expenditures, 1927 appropriation	Estimated expenditures, 1926 appropriation	Expended and obligated, 1925		
Salaries:					
Subprofessional service—					
Grade 8, \$2,400 to \$3,000; average, \$2,700—	Average—	Average—	Average—		
Chief social service worker (superintendent).....	No. Salary	No. Salary	No. Salary		
Grade 4, \$1,500 to \$1,860; average, \$1,680—	1 \$2, 200	1 \$2, 100	1 \$2, 100		
Head gardener.....	1 1, 260	1 1, 200	1 1, 200		
Nurse.....	1 1, 260	1 1, 200	1 1, 200		
Clerical, administrative, and fiscal service—					
Grade 3, \$1,500 to \$1,860; average, \$1,680—					
Assistant clerk.....	1 1, 260	1 1, 200	1 1, 200		
Grade 2, \$1,320 to \$1,680; average, \$1,500—					
Junior clerk.....	1 1, 080	1 1, 020	1 1, 020		
Custodial service—					
Grade 6, \$1,500 to \$1,860; average, \$1,680—					
Mechanic.....	1 1, 260	1 1, 200	1 1, 200		
Grade 5, \$1,320 to \$1,680; average, \$1,500—					
Junior mechanic.....	1 1, 080	1 1, 020	1 1, 020		
Senior domestic attendant.....	1 1, 080	1 1, 020	1 1, 020		
Grade 4, \$1,140 to \$1,500; average, \$1,320—					
Assistant foreman of laborers.....	1 1, 080	1 1, 080	1 1, 080		
Junior domestic attendant.....	6 870	6 840	6 840		
Grade 3, \$1,020 to \$1,260; average, \$1,140—					
Under domestic attendants.....	4 750	4 720	4 720		
Grade 2, \$900 to \$1,140; average, \$1,020—					
Minor domestic attendant.....	1 660	1 600	1 600		
01 Total number of employees.....	20	20	20		
Total salaries.....	20, 380. 00	19, 560. 00	18, 332. 16		
The difference between 1927 and 1926 is due to increase in salaries, \$820.					
Temporary labor (same acts)-----				400. 00	400. 00
	Estimated expenditures, 1927 appropriation	Estimated expenditures, 1926 appropriation	Expended and obligated, 1925		
Laborers, at \$2 and \$3.50 per day.....	\$400. 00	\$400. 00	\$397. 23		
Balance.....			2. 77		
For maintenance, including care of horses, purchase and care of wagon and harness (same acts)-----				24, 600. 00	24, 600. 00
	Estimated expenditures, 1927 appropriation	Estimated expenditures, 1926 appropriation	Expended and obligated, 1925		
Food and ice.....	\$11, 150. 00	\$10, 700. 00	\$9, 904. 88		
Clothing, dry goods and shoes.....	4, 500. 00	4, 500. 00	3, 118. 61		
Furniture and household furnishings.....	1, 850. 00	2, 100. 00	1, 837. 47		
Laundry and cleaning.....	225. 00	228. 00	228. 08		
Medical attendance, drugs, dentistry.....	1, 200. 00	1, 000. 00	1, 065. 36		
Stable, farm, and garden.....	800. 00	800. 00	746. 86		
Heat, light and power.....	3, 800. 00	4, 000. 00	4, 074. 06		
Maintenance of passenger-carrying motor vehicle.....			682. 75		
Miscellaneous.....	1, 075. 00	1, 275. 00	761. 24		
Total.....	24, 600. 00	24, 600. 00	22, 245. 78		
Balance.....			254. 22		
For repairs and improvement to buildings and grounds (same acts)-----				2, 000. 00	5, 500. 00
	Estimated expenditures, 1927 appropriation	Estimated expenditures, 1926 appropriation	Expended and obligated, 1925		
Allotment to superintendent of repairs.....	\$500. 00	\$3, 000. 00	\$1, 800. 00		
Labor.....	1, 000. 00	1, 000. 00	312. 33		
Lumber, paints, cement, and other materials.....	500. 00	1, 500. 00	884. 14		
Total.....	2, 000. 00	5, 500. 00	2, 996. 47		
Balance.....			3. 53		
Total, Industrial Home School-----				47, 380. 00	49, 800. 00

Estimates of appropriations required for the service of the fiscal year ending June 30, 1927—Continued

General object (title of appropriation), date of acts, references to Statutes at Large, or to Revised Statutes, and estimated amount required for each detailed object				Total amount to be appropriated under each head of appropriation	Amount appropriated for the fiscal year ending June 30, 1926
Home for Aged and Infirm, District of Columbia— Salaries: For personal services in accordance with the classification act of 1923 (acts June 11, 1896, vol. 20, p. 410, sec. 1; Mar. 3, 1925, vol. 43, p. 1244)				\$42, 640. 00	\$40, 680. 00
	Estimated expenditures, 1927 appropriation	Estimated expenditures, 1926 appropriation	Expended and obligated, 1925		
Salaries:					
Subprofessional service—					
Grade 4, \$1,500 to \$1,800; average, \$1,680—	<i>Average—</i>	<i>Average—</i>	<i>Average—</i>		
Nurse.....	No. Salary	No. Salary	No. Salary		
Grade 2, \$1,140 to \$1,500; average, \$1,320—	1 1,200	1 1,200	1 1,200		
Hospital attendants.....	3 890	3 860	3 840		
Clerical, administrative, and fiscal service—					
Grade 7, \$2,400 to \$3,000; average, \$2,700—					
Junior administrative assistant (superintendent).....	1 2,080	1 1,960	1 1,980		
Grade 5, \$1,860 to \$2,400; average, \$2,100—					
Senior clerk.....	1 1,800	1 1,740	1 1,680		
Custodial service—					
Grade 7, \$1,680 to \$2,040; average, \$1,860—					
Senior mechanics.....	2 1,560	2 1,500	2 1,500		
Grade 6, \$1,500 to \$1,860; average, \$1,680—					
Mechanic.....	1 1,380	1 1,320	1 1,320		
General foreman of laborers.....	1 1,280	2 1,200	2 1,200		
Supervisor of domestic attendants.....	1 1,260	1 1,200	1 1,200		
Grade 5, \$1,320 to \$1,680; average, \$1,500—					
Junior mechanics.....	4 1,095	4 1,035	4 1,035		
Foreman of laborers.....	1 960	1 900	1 900		
Grade 4, \$1,140 to \$1,500; average, \$1,320—					
Undermechanics.....	3 870	3 840	3 840		
Junior domestic attendants.....	7 913	7 883	7 874		
Grade 3, \$1,20 to \$1,260; average, \$1,140—					
Underdomestic attendants.....	3 750	3 720	3 720		
Senior laborers.....	4 810	4 780	4 780		
Minor mechanic.....	1 840	1 840	1 840		
Guard (watchman).....	1 780	1 720	1 720		
Grade 2, \$900 to \$1,140; average, \$1,020—					
Minor domestic attendants.....	5 660	5 600	5 600		
Special class—					
Physician.....	1 1,680	1 1,680	1 1,680		
Total number of employees.....	42	42	42		
Total salaries.....	42, 640. 00	40, 680. 00	39, 828. 33		
The difference between 1927 and 1926 is due to increase in salaries, \$1,960.					
Temporary labor (same acts)				2, 000. 00	2, 000. 00
	Estimated expenditures, 1927 appropriation	Estimated expenditures, 1926 appropriation	Expended and obligated, 1925		
Wages: Laborers, \$20 to \$35 per month, and mechanics, \$2 to \$6 per day.....	\$2, 000	\$2, 000	\$2, 000		
For provisions, fuel, forage, harness, and vehicles and repairs to same, ice, shoes, clothing, dry goods, tailoring, drugs and medical supplies, furniture and bedding, kitchen utensils, and other necessary items, and maintenance of nonpassenger-carrying motor vehicles (same acts)				50, 000. 00	50, 000. 00
	Estimated expenditures, 1927 appropriation	Estimated expenditures, 1926 appropriation	Expended and obligated, 1925		
Food and ice.....	\$20, 000. 00	\$20, 000. 00	\$18, 511. 00		
Clothing, dry goods and shoes.....	3, 000. 00	3, 000. 00	3, 460. 95		
Heat, light, and power.....	14, 000. 00	14, 000. 00	11, 515. 40		
Furniture and house furnishings.....	1, 000. 00	1, 000. 00	2, 202. 56		
Medical and surgical supplies.....	750. 00	750. 00	695. 50		
Stable, farm, and garden.....	10, 000. 00	10, 250. 00	8, 519. 51		
Maintenance of motor vehicles (passenger and non-passenger).....			4, 215. 88		
Miscellaneous.....	1, 250. 00	1, 000. 00	1, 306. 04		
Total.....	50, 000. 00	50, 000. 00	50, 426. 84		
Balance.....			73. 16		

Estimates of appropriations required for the service of the fiscal year ending June 30, 1927—Continued

General object (title of appropriation), date of acts, references to Statutes at Large, or to Revised Statutes, and estimated amount required for each detailed object				Total amount to be appropriated under each head of appropriation	Amount appropriated for the fiscal year ending June 30, 1926
<i>Home for Aged and Infirm, District of Columbia—Continued.</i> For repairs and improvements to buildings and grounds (<i>acts June 11, 1896, vol. 20, p. 410, sec. 1; Mar. 3, 1925, vol. 43, p. 1244</i>)				\$4, 000. 00	\$4, 000. 00
	Estimated expenditures, 1927 appropriation	Estimated expenditures, 1926 appropriation	Expended and obligated, 1925		
Wages: Laborers, \$25 to \$50 per month, and mechanics, \$5 to \$6 per day	\$2, 000. 00	\$2, 000. 00	\$2, 712. 02		
Lumber, paint, cement, and other materials	2, 000. 00	2, 000. 00	1, 244. 93		
Total	4, 000. 00	4, 000. 00	3, 956. 95		
Balance			43. 05		
<i>Potter's field, for fencing and marking (submitted)</i>				1, 000. 00	
		Estimated expenditures, 1927 appropriation			
Fencing and marking potter's field		\$1, 000			
<i>Extension of cow barn (submitted)</i>				3, 000. 00	
		Estimated expenditures, 1927 appropriation			
Wages		\$1, 500			
Materials		1, 500			
Total		3, 000			
<i>For kitchen range, dining-room tables, and other necessary equipment for kitchen and dining room, to be immediately available (submitted)</i>				2, 000. 00	
		Estimated expenditures, 1927 appropriation			
Kitchen range, dining-room tables, and other necessary equipment for kitchen and dining room		\$2, 000			
<i>For repairs and improvement to power plant, to be immediately available (submitted)</i>				14, 000. 00	
		Estimated expenditures, 1927 appropriation			
Labor, laborers and mechanics		\$5, 000			
Machinery and other materials		9, 000			
Total		14, 000			
<i>For the rewiring of buildings, and the installation of new lighting fixtures and feeders, to be immediately available (submitted)</i>				5, 000. 00	
		Estimated expenditures, 1927 appropriation			
Rewiring of buildings, and the installation of new lighting fixtures and feeders		\$5, 000			
Total, Home for Aged and Infirm				123, 640. 00	96, 680. 00

Estimates of appropriations required for the service of the fiscal year ending June 30, 1927—Continued

General object (title of appropriation), date of acts, references to Statutes at Large, or to Revised Statutes, and estimated amount required for each detailed object				Total amount to be appropriated under each head of appropriation	Amount appropriated for the fiscal year ending June 30, 1926
Municipal Lodging House, District of Columbia— For personal services in accordance with the classification act of 1923, (act Mar. 3, 1925, vol. 43, p. 1244) -----				\$3, 300. 00	\$3, 060. 00
	Estimated expenditures, 1927 appropriation	Estimated expenditures, 1926 appropriation	Expended and obligated, 1925		
Salaries:					
Clerical, administrative, and fiscal service—					
Grade 3, \$1,500 to \$1,800; average \$1,680—	Average—	Average—	Average—		
Assistant clerk (superintendent).....	No. 1 Salary \$1, 440	No. 1 Salary \$1, 440	No. 1 Salary \$1, 440		
Custodial service—					
Grade 4, \$1,140 to \$1,500; average \$1,320—					
Junior domestic attendant.....	1 960	1 840	1 840		
Grade 3, \$1,020 to \$1,260; average \$1,140—					
Underdomestic attendant.....	1 900	1 780	1 780		
Total number of employees.....	3	3	3		
Total salaries.....	3, 300	3, 060	3, 060		
01 The difference between 1927 and 1926 is due to increase in salaries, \$240.					
Maintenance (same act) -----				3, 000. 00	2, 880. 00
	Estimated expenditures, 1927 appropriation	Estimated expenditures, 1926 appropriation	Expended and obligated, 1925		
Food and ice.....	\$1, 000. 00	\$1, 000. 00	\$1, 159. 94		
Laundry and cleaning supplies.....	200. 00	200. 00	246. 37		
Heat, light, and power.....	500. 00	500. 00	473. 35		
Furniture and house furnishings.....	300. 00	300. 00	381. 84		
Repairs and materials for same.....	500. 00	500. 00	585. 99		
Miscellaneous.....	500. 00	380. 00	84. 80		
Total.....	3, 000. 00	2, 880. 00	2, 942. 29		
Balance.....			57. 71		
Total, municipal lodging house -----				6, 300. 00	5, 940. 00
Temporary Home for Former Soldiers and Sailors, District of Columbia— For personal services in accordance with the classification act of 1923 (act Mar. 3, 1925, vol. 43, p. 1244) -----				3, 120. 00	3, 060. 00
	Estimated expenditures, 1927 appropriation	Estimated expenditures, 1926 appropriation	Expended and obligated, 1925		
Salaries:					
Custodial service—					
Grade 6, \$1,500 to \$1,800; average, \$1,680—	Average—	Average—	Average—		
Supervisor of domestic attendants (superintendent).....	No. 1 Salary \$1, 440	No. 1 Salary \$1, 440	No. 1 Salary \$1, 440		
Grade 3, \$1,020 to \$1,260; average, \$1,140—					
Underdomestic attendants.....	2 840	2 720	2 720		
Total number of employees.....	3	3	3		
Total salaries.....	3, 120. 00	2, 880. 00	2, 760. 00		
01 The difference between 1927 and 1926 is due to increase in salaries, \$240.					
Maintenance (same acts) ----- In all, [\$9,060] \$10,120, to be expended under the direction of the commissioners; and Union ex-soldiers, sailors, or marines of the Civil War, ex-soldiers, sailors, or marines of the Spanish war, Philippine insurrection, or China relief expedition, and soldiers, sailors, or marines of the World War or who served prior to July 2, 1921, shall be admitted to the home, all under supervision of a board of management.				7, 000. 00	6, 000. 00
	Estimated expenditures, 1927 appropriation	Estimated expenditures, 1926 appropriation	Expended and obligated, 1925		
Food and ice.....	\$4, 650. 00	\$4, 880. 00	\$3, 223. 23		
Clothing, dry goods, and shoes.....	300. 00	245. 00	161. 06		
Furniture and house furnishings.....	250. 00	250. 00	111. 44		
Laundry and cleaning supplies.....	330. 00	325. 00	234. 77		
Heat, light, and power.....	1, 200. 00	1, 200. 00	1, 132. 15		
Miscellaneous.....	160. 00	90. 00	79. 06		
Total.....	7, 000. 00	6, 000. 00	4, 941. 73		
Balance.....			58. 27		
Total, Temporary Home for Former Soldiers and Sailors -----				10, 120. 00	9, 060. 00

Estimates of appropriations required for the service of the fiscal year ending June 30, 1927—Continued

General object (title of appropriation), date of acts, references to Statutes at Large, or to Revised Statutes, and estimated amount required for each detailed object				Total amount to be appropriated under each head of appropriation	Amount appropriated for the fiscal year ending June 30, 1926
<i>Florence Crittenton Home, District of Columbia—</i> For care and maintenance of women and children under a contract to be made with the Florence Crittenton Home by the Board of Charities, maintenance (acts Apr. 9, 1898, vol. 30, p. 352; Mar. 3, 1925, vol. 43, p. 1244)-----				\$3, 000. 00	\$4, 000. 00
	Estimated expenditures, 1927 appropriation	Estimated expenditures, 1926 appropriation	Expended and obligated, 1925		
Women at \$7 per week and children at \$3 per week-----	\$3, 000. 00	\$4, 000. 00	2, 708. 98		
Women at \$5 per week and children at \$3 per week-----			1, 290. 02		
Balance-----					
<i>Southern Relief Society, District of Columbia—</i> For care and maintenance of needy and infirm Confederate veterans, their widows and dependents, residents in the District of Columbia, under a contract to be made with the Southern Relief Society by the Board of Charities (acts Mar. 3, 1925, vol. 43, p. 1244)-----				5, 000. 00	10, 000. 00
	Estimated expenditures, 1927 appropriation	Estimated expenditures, 1926 appropriation	Expended and obligated, 1925		
Care of Confederate veterans, their widows and dependents-----	\$5, 000. 00	\$10, 000. 00	\$9, 764. 18		
Balance-----			235. 82		
<i>National Library for the Blind, District of Columbia—</i> For aid and support of the National Library for the Blind, located at 1800 D Street northwest, to be expended under the direction of the Commissioners of the District of Columbia (act Mar. 3, 1925, vol. 43, p. 1245)-----				3, 750. 00	5, 000. 00
	Estimated expenditures, 1927 appropriation	Estimated expenditures, 1926 appropriation	Expended and obligated, 1925		
National Library for the Blind-----	\$3, 750	\$5, 000	\$3, 750		
Balance-----			1, 250		
<i>Columbia Polytechnic Institute, District of Columbia—</i> To aid the Columbia Polytechnic Institute for the Blind, located at 1808 H Street northwest, to be expended under the direction of the Commissioners of the District of Columbia (act Mar. 3, 1925, vol. 43, p. 1245)-----				1, 500. 00	1, 500. 00
	Estimated expenditures, 1927 appropriation	Estimated expenditures, 1926 appropriation	Expended and obligated, 1925		
Care of blind persons at \$25 per month-----	\$1, 500	\$1, 500	\$1, 500		
<i>Hospital for the Insane, District of Columbia—</i> For support of indigent insane of the District of Columbia in Saint Elizabeths Hospital, as provided by law (acts Mar. 3, 1879, vol. 20, p. 395, sec. 1; Mar. 3, 1925, vol. 43, p. 1245)-----				1, 000, 000. 00	900, 000. 00
	Estimated expenditures, 1927 appropriation	Estimated expenditures, 1926 appropriation	Expended and obligated, 1925		
Support of indigent insane at \$1.50 per day-----	\$1, 000, 000. 00	\$900, 000. 00	\$1, 062, 824. 95		

Estimates of appropriations required for the service of the fiscal year ending June 30, 1927—Continued

General object (title of appropriation), date of acts, references to Statutes at Large, or to Revised Statutes, and estimated amount required for each detailed object				Total amount to be appropriated under each head of appropriation	Amount appropriated of the fiscal year ending June 30, 1926
Hospital for the Insane, District of Columbia—Continued.					
For deportation of nonresident insane persons, in accordance with the act of Congress "to change the proceedings for admission to the Government Hospital for the Insane in certain cases, and for other purposes," approved January 31, 1899 (<i>acts Jan. 31, 1899, vol. 30, p. 811, secs. 1-8; Mar. 3, 1925, vol. 43, p. 1245</i>)				\$5,000.00	\$5,000.00
In expending the foregoing sum the disbursing officer of the District of Columbia is authorized to advance to the secretary of the Board of Charities, upon requisitions previously approved by the auditor of the District of Columbia, and upon such security as the commissioners may require of said secretary, sums of money not exceeding \$300 at one time, to be used only for deportation of nonresident insane persons, and to be accounted for monthly on itemized vouchers to the accounting officer of the District of Columbia.					
	Estimated expenditures, 1927 appropriation	Estimated expenditures, 1926 appropriation	Expended and obligated, 1925		
Deportation of nonresident insane.....	\$5,000.00	\$5,000.00	\$4,827.86		
Balance.....			172.14		
Relief of the Poor, District of Columbia—					
For relief of the poor, including pay of physicians to the poor at not exceeding \$1 per day each, to be expended under the direction of the Board of Charities (<i>act Mar. 3, 1925, vol. 43, p. 1245</i>)				8,000.00	8,000.00
	Estimated expenditures, 1927 appropriation	Estimated expenditures, 1926 appropriation	Expended and obligated, 1925		
Medical and surgical supplies.....	\$3,000.00	\$3,000.00	\$2,846.95		
Aid Association for the Blind.....			250.00		
Physicians to the poor.....	5,000.00	5,000.00	4,490.00		
Total.....	8,000.00	8,000.00	7,586.95		
Balance.....			2,413.05		
For payment to beneficiaries named in section 3 of "An act making it a misdemeanor in the District of Columbia to abandon or willfully neglect to provide for the support and maintenance by any person of his wife or his or her minor children in destitute or necessitous circumstances," approved March 23, 1906, \$1,500, to be disbursed by the disbursing officer of the District of Columbia on itemized vouchers duly audited and approved by the auditor of said District (<i>act March 3, 1925, vol. 43, p. 1245</i>)				1,500.00	1,500.00
	Estimated expenditures, 1927 appropriation	Estimated expenditures, 1926 appropriation	Expended and obligated, 1925		
Labor of prisoners, at 50 cents per day.....	\$1,500.00	\$1,500.00	\$931.50		
Balance.....			568.50		
Burial of Indigent Soldiers, District of Columbia—					
For expenses of burying in the Arlington National Cemetery, or in the cemeteries of the District of Columbia, indigent Union ex-soldiers, ex-sailors, or ex-marines, of the United States service, either Regular or Volunteer, who have been honorably discharged or retired, and who die in the District of Columbia, to be disbursed by the Secretary of War at a cost not exceeding \$45 for such burial expenses in each case, exclusive of cost of grave (<i>act Mar. 3, 1925, vol. 43, p. 1245</i>)				600.00	600.00
	Estimated expenditures, 1927 appropriation	Estimated expenditures, 1926 appropriation	Expended and obligated, 1925		
Burial expenses.....	\$600.00	\$600.00	\$45.00		

Estimates of appropriations required for the service of the fiscal year ending June 30, 1927—Continued

General object (title of appropriation), date of acts, references to Statutes at Large, or to Revised Statutes, and estimated amount required for each detailed object				Total amount to be appropriated under each head of appropriation	Amount appropriated for the fiscal year ending June 30, 1926
Transportation of Paupers, District of Columbia— For transportation of indigent persons, including indigent veterans of the World War and their families (<i>act Mar. 3, 1925, vol. 43, p. 1246</i>)				\$3, 000. 00	\$2, 000. 00
	Estimated expenditures, 1927 appropriation	Estimated expenditures, 1926 appropriation	Expended and obligated, 1925		
Transportation of paupers.....	\$3, 000. 00	\$2, 000. 00	\$2, 000. 00		
Total, charities and corrections.....				3, 349, 970. 00	2, 828, 920. 00
Militia, District of Columbia— For the following, to be expended under the authority and direction of the commanding general, who is hereby authorized and empowered to make necessary contracts and leases, namely: For expenses of camps, including hire of horses for officers required to be mounted, and such hire not to be deducted from their mounted pay, and for the payment of commutation of subsistence for enlisted men who may be detailed to guard or move the United States property at home stations on days immediately preceding and immediately following the annual encampments, damages to private property incident to encampment, instruction, purchase, and maintenance of athletic, gymnastic, and recreational equipment at armory or field encampments, not to exceed \$500; practice marches and practice cruises, drills and parades, fuel, light, heat, care and repair of armories, offices, and storehouses, practice ships, boats, machinery and dock, dredging alongside of dock, telephone service, horses and mules for mounted organizations, street-car fares (not to exceed \$200) necessarily used in the transaction of official business, and for general incidental expenses of the service (<i>act Mar. 3, 1925, vol. 43, p. 1246</i>)				26, 400. 00	24, 000. 00
	Estimated expenditures, 1927 appropriation	Estimated expenditures, 1926 appropriation	Expended and obligated, 1925		
Wages.....	\$19, 075. 00	\$16, 675. 00	\$18, 798. 90		
Camps.....	400. 00	400. 00	337. 46		
Fuel.....	1, 800. 00	1, 800. 00	1, 578. 13		
Light.....	1, 200. 00	1, 200. 00	1, 290. 26		
Care and repair of armories.....	1, 000. 00	1, 000. 00	943. 35		
Telephone service.....	525. 00	525. 00	516. 48		
Street-car fares.....	200. 00	200. 00			
Incidental expenses.....	1, 500. 00	1, 500. 00	1, 743. 45		
Parades.....	200. 00	200. 00	211. 20		
Athletic, gymnastic, etc., equipment.....	500. 00	500. 00	220. 77		
Total.....	26, 400. 00	24, 000. 00	23, 000. 00		
For rent of armories and drill halls (<i>same act</i>)				10, 000. 00	10, 000. 00
	Estimated expenditures, 1927 appropriation	Estimated expenditures, 1926 appropriation	Expended and obligated, 1925		
Armory, 472 L Street NW.....	\$6, 000	\$6, 000	\$6, 000		
Drill hall.....	2, 000	2, 000	820		
Armory, First Separate Company of Infantry, Colored.....	2, 000	2, 000			
Total.....	10, 000	10, 000	6, 820		
For printing, stationery, and postage (<i>same act</i>)				750. 00	750. 00
	Estimated expenditures, 1927 appropriation	Estimated expenditures, 1926 appropriation	Expended and obligated, 1925		
Printing.....	\$250. 00	\$250. 00	\$247. 53		
Stationery.....	250. 00	250. 00	221. 62		
Postage.....	250. 00	250. 00			
Total.....	750. 00	750. 00	469. 15		

Estimates of appropriations required for the service of the fiscal year ending June 30, 1927—Continued

General object (title of appropriation), date of acts, references to Statutes at Large, or to Revised Statutes, and estimated amount required for each detailed object				Total amount to be appropriated under each head of appropriation	Amount appropriated for the fiscal year ending June 30, 1926
Militia, District of Columbia—Continued.					
For cleaning and repairing uniforms, arms, and equipments, and contingent expenses (<i>act Mar. 3, 1925, vol. 43, p. 1246</i>)				\$1, 200. 00	\$1, 200. 00
	Estimated expenditures, 1927 appropriation	Estimated expenditures, 1926 appropriation	Expended and obligated, 1925		
Cleaning.....	\$400. 00	\$600. 00	\$190. 54		
Repairing.....	400. 00	400. 00	153. 85		
Contingent expenses.....	200. 00	200. 00			
Total.....	1, 200. 00	1, 200. 00	344. 39		
For expenses of target practice matches (<i>same act</i>)				2, 500. 00	2, 500. 00
	Estimated expenditures, 1927 appropriation	Estimated expenditures, 1926 appropriation	Expended and obligated, 1925		
Wages.....	\$1, 500. 00	\$1, 500. 00	\$1, 379. 30		
Target practice and matches.....	600. 00	600. 00	461. 78		
Supplies.....	400. 00	400. 00	165. 76		
Total.....	2, 500. 00	2, 500. 00	2, 006. 84		
For pay of troops other than Government employees, to be disbursed under the authority and direction of the commanding general (<i>same act</i>)				9, 000. 00	9, 000. 00
	Estimated expenditures, 1927 appropriation	Estimated expenditures, 1926 appropriation	Expended and obligated, 1925		
Pay of troops.....	\$9, 000. 00	\$9, 000. 00	\$8, 158. 54		
Total, militia.....				49, 850. 00	47, 450. 00
Reclamation of Anacostia River Flats, District of Columbia—					
For continuing the reclamation and development of Anacostia Park, in accordance with the revised plan as set forth in Senate Document Numbered 37, Sixty-eighth Congress, first session, \$170,000 of which amount [\$145,000 shall be available for expenditure below Benning Bridge and] not more than \$25,000 may be expended above Benning Bridge in the acquirement of necessary land (<i>acts Aug. 31, 1918, vol. 40, p. 950; Mar. 3, 1925, vol. 43, p. 1246</i>)				170, 000. 00	170, 000. 00
	Estimated expenditures, 1927 appropriation	Estimated expenditures, 1926 appropriation	Expended and obligated 1925		
Field service:					
Salaries and wages—	Average—	Average—	Average—		
Salary range, \$3,800 to \$5,000; average, \$4,400—	No. Salary	No. Salary	No. Salary		
Assistant engineer.....	1 \$4, 200	1 \$3, 800			
Salary range, \$3,300 to \$3,900; average, \$3,600—					
Assistant engineer.....	1 3, 600		1 \$3, 600		
Salary range, \$3,000 to \$3,600; average, \$3,300—					
Junior engineer.....	1 3, 300	1 3, 000			
Chief clerk.....	1 3, 300	1 3, 000			
Salary range, \$2,700 to \$3,300; average, \$3,000—					
Chief clerk.....	1 3, 000	1 2, 700	1 2, 700		
Salary range, \$2,400 to \$3,000; average, \$2,700—					
Junior engineers.....	1 2, 700	1 2, 400	1 2, 550		
Clerk.....	1 2, 400	1 2, 400			
Salary range, \$2,100 to \$2,700; average, \$2,400—					
Junior engineer.....	1 2, 100	1 2, 100	1 2, 400		
Clerk.....			1 2, 200		
Dredge master.....			1 2, 250		
Derrickboat master.....	1 2, 100	1 2, 100	1 2, 100		
Inspector.....	1 2, 100	1 2, 100			
Draftsmen.....	1 2, 400	1 2, 400			

Estimates of appropriations required for the service of the fiscal year ending June 30, 1927—Continued

General object (title of appropriation), date of acts, references to Statutes at Large, or to Revised Statutes, and estimated amount required for each detailed object				Total amount to be appropriated under each head of appropriation	Amount appropriated for the fiscal year ending June 30, 1926
<i>Reclamation of Anacostia River Flats, District of Columbia—Continued.</i>					
	Estimated expenditures, 1927 appropriation	Estimated expenditures, 1926 appropriation	Expended and obligated, 1925		
Field service—Continued.					
Salaries and wages—Continued.					
Salary range, \$1,860 to \$2,400; average, \$2,130—	Average— No. Salary	Average— No. Salary	Average— No. Salary		
Draftsman.....	1 \$2,100	1 \$2,100	1 \$2,025		
Inspectors.....	2 2,040	2 2,040	1 1,980		
Dredge master.....	1 2,010	1 2,010	1 1,920		
Overseer.....	1 2,040	1 2,040	1 2,040		
Clerk.....	1 1,920	1 1,920	1 1,920		
Machinist.....	1 1,860	1 1,860	1 1,878		
Blacksmith.....	1 1,860	1 1,860	1 1,878		
Carpenter.....	2 1,860	1 1,860	1 1,860		
Caulker.....	4 1,860	5 1,820	5 1,879		
Foremen.....	1 1,860	1 1,860	1 1,860		
Stonemasons.....	1 1,860	1 1,860	1 1,860		
Dredge engineer.....	1 1,740	1 1,740	1 1,740		
Salary range, \$1,680 to \$2,040; average, \$1,860—					
Clerk.....	1 1,800	1 1,800	1 1,800		
Inspectors.....	1 1,800	1 1,800	1 1,800		
Marine gasoline engineer.....	1 1,800	1 1,800	1 1,800		
Caulker.....	1 1,680	1 1,680	1 1,740		
Dredge engineer.....	1 1,680	1 1,680	1 1,680		
Surveyman.....	1 1,680	1 1,680	1 1,680		
Salary range, \$1,500 to \$1,860; average, \$1,680—					
Clerk.....	1 1,500	1 1,500	1 1,540		
Inspectors.....	1 1,500	1 1,500	1 1,542		
Foremen.....	1 1,500	1 1,500	1 1,560		
Leverman.....	1 1,500	1 1,500	1 1,560		
Engineer.....	1 1,620	1 1,620	1 1,620		
Gasoline engineer.....	1 1,680	1 1,680	1 1,713		
Surveyman.....	1 1,440	1 1,440	1 1,440		
Salary range, \$1,320 to \$1,680; average, \$1,500—					
Levermen.....	2 1,320	1 1,320	1 1,333		
Handymen.....	1 1,380	1 1,380	1 1,355		
Marine gasoline engineer.....	1 1,440	1 1,440	1 1,380		
Cook.....	1 1,380	1 1,380	1 1,330		
Chauffeur.....	1 1,380	1 1,380	1 1,380		
Machinist.....	1 1,320	1 1,320	1 1,320		
Blacksmith helper.....	1 1,440	1 1,440	1 1,340		
Laborer.....	1 1,320	1 1,320	1 1,320		
Foreman.....	1 1,380	1 1,380	1 1,380		
Deck hand.....	1 1,260	1 1,260	1 1,260		
Clerk.....	1 1,140	2 1,140	3 1,165		
Salary range, \$1,140 to \$1,500; average, \$1,320—					
Foreman.....	1 1,260	1 1,260	1 1,260		
Deck hands.....	1 1,200	1 1,200	1 1,150		
Caulker.....	1 1,200	1 1,200	1 1,200		
Machinist helper.....	1 1,200	1 1,200	1 1,200		
Handymen.....	1 1,200	1 1,200	1 1,200		
Laborers.....	1 1,200	1 1,200	1 1,180		
Stokers.....	2 1,080	2 1,080	2 1,080		
Salary range, \$1,020 to \$1,260; average, \$1,140—					
Deck hands.....	3 1,120	11 1,120	11 1,127		
Laborers.....	1 960	2 960	1 965		
Salary range, \$900 to \$1,140; average, \$1,120—					
Cook's helper.....	1 840	1 840	1 840		
Deck hands.....	1 840	1 840	1 840		
Laborer.....	3 768.33	4 1,053.43			
Temporary employees.....					
01 Total average number of employees.....	54 1/2	59 1/2	70 1/2		
Total salaries and wages.....	85,000.00	88,000.00	90,594.23		
The difference between 1927 and 1926 is due to—					
Decrease in force.....	\$3,775				
Increase in salaries.....	775				
Net decrease.....	3,000				
Deduct expenditures for personal services included in objects named below.....	82,500.00	85,000.00	96,059.97		
Net salaries and wages.....	2,500.00	3,000.00	2,571.68		
01 Total personal services.....	2,500.00	3,000.00	2,571.68		
Supplies and materials:					
0200 Stationery and office supplies.....	50.00	100.00	46.70		
0210 Medical supplies.....	25.00	25.00	16.07		
0240 Wearing apparel and sewing supplies.....	200.00	250.00	264.73		
0280 Sundry supplies.....	25.00	25.00	12.51		
0290 Materials.....	250.00	400.00	280.87		
02 Total supplies and materials.....	550.00	800.00	600.88		
Communication service:					
0500 Telegraph service.....	10.00	10.00	4.47		
0510 Telephone service.....	250.00	300.00	288.16		
05 Total communication service.....	260.00	310.00	292.63		

¹ Increased compensation paid on rolls due June 30, 1924, but paid in July, 1924.

Estimates of appropriations required for the service of the fiscal year ending June 30, 1927—Continued

General object (title of appropriation), date of acts, references to Statutes at Large, or to Revised Statutes, and estimated amount required for each detailed object				Total amount to be appropriated under each head of appropriation	Amount appropriated for the fiscal year ending June 30, 1925
<i>Reclamation of Anacostia River Flats, District of Columbia—Continued.</i>					
	Estimated expenditures, 1927 appropriation	Estimated expenditures, 1926 appropriation	Expended and obligated, 1925		
06 Travel expenses.....	\$350.00	\$500.00	\$381.84		
07 Transportation of things (service).....	100.00	150.00	112.91		
Printing and binding, etc.:					
0810 Lithographing, engraving and engrossing.....	20.00	20.00	8.91		
0830 Photographing and making photographs of prints.....	40.00	50.00	49.71		
08 Total printing and binding, etc.....	60.00	70.00	58.62		
09 Advertising and publication of notices (service).....	200.00	250.00	223.04		
12 Repairs and alterations.....	40.00	50.00	46.71		
13 Special and miscellaneous current expenses.....	80.00	100.00	109.62		
Equipment:					
3010 Furniture, furnishings, and fixtures.....	500.00	500.00	670.49		
3020 Educational, scientific, and recreational equipment.....	50.00	100.00	68.88		
3050 Other equipment.....	2,000.00	50,000.00	1,923.57		
30 Total equipment.....	2,550.00	50,600.00	2,662.94		
31 Land and interests in land.....	25,000.00	35,000.00	5,341.12		
Structures and parts, etc.:					
3210 Other structures.....	138,300.00	117,252.45	206,901.63		
3220 Nonstructural improvements.....	10.00	10.00	6.61		
32 Total structures and parts, etc.....	138,310.00	117,262.45	206,908.24		
Total.....	170,000.00	208,092.45	219,319.23		

NOTE.—The expenditures in 1926 and 1925 in excess of appropriations for those years are from unexpended balances of appropriations for prior years.

IMPROVEMENT AND CARE OF PARKS

Salaries, Public Buildings and Grounds, District of Columbia—Salaries, Improvement and Care of Parks, District of Columbia—

Office of Public Buildings and Grounds.] For personal services in accordance with the classification act of 1923 (*acts Feb. 26, 1925, vol. 43, pt. 1, p. 983; Mar. 5, 1925, vol. 43, pt. 1, p. 1246-1247*)

\$342, 130.00

\$342, 130.00

	Estimated expenditures, 1927 appropriation	Estimated expenditures, 1926 appropriation	Expended and obligated, 1925
Salaries:			
Professional and scientific service—			
Grade 4, \$3,800 to \$5,000; average, \$4,400—			
Engineer (chief of section).....	Average— No. 1 Salary \$3,800	Average— No. 1 Salary \$3,800	Average— No. 1 Salary \$3,600
Grade 3, \$3,000 to \$3,600; average, \$3,300—			
Associate engineer—			
Chief of division.....	1 3,000	1 3,000	1 2,400
Chief of section.....	2 3,100	2 3,100	2 2,700
Grade 2, \$2,400 to \$3,000; average, \$2,700—			
Assistant engineer (architect).....	1 2,700	1 2,700	1 2,700
Grade 1, \$1,860 to \$2,400; average, \$2,100—			
Junior engineer.....	1 1,860	1 1,860	1 1,860
Clerical, administrative, and fiscal service—			
Grade 9, \$3,000 to \$3,600; average, \$3,300—			
Senior administrative assistant (special assistant to director).....	1 3,000	1 3,000	1 2,700
Grade 7, \$2,400 to \$3,000; average, \$2,700—			
Junior administrative assistant—			
Chief of section.....	1 2,700	1 2,700	1 2,700
Superintendent of recreation.....	1 2,400	1 2,400	1 1,800
Grade 6, \$2,100 to \$2,700; average, \$2,400—			
Principal clerks (chiefs of section).....	2 2,150	2 2,150	2 2,100
Grade 5, \$1,860 to \$2,400; average, \$2,100—			
Senior clerks.....	2 2,100	2 2,100	2 2,100
Grade 4, \$1,680 to \$2,040; average, \$1,860—			
Clerk.....	1 1,800	1 1,800	1 1,800
Grade 3, \$1,500 to \$1,860; average, \$1,680—			
Assistant clerks.....	6 1,620	6 1,620	6 1,610
Assistant clerk-stenographer.....	1 1,500	1 1,500	1 1,440
Grade 2, \$1,320 to \$1,680; average, \$1,500—			
Junior clerks.....	4 1,515	4 1,515	4 1,515
Junior clerk-stenographer.....	1 1,320	1 1,320	1 1,320
Grade 1, \$1,140 to \$1,500; average, \$1,320—			
Underclerks.....	2 1,380	2 1,380	2 1,350
Subprofessional service—			
Grade 8, \$2,400 to \$3,000; average, \$2,700—			
Assistant directors of gardens (chiefs of division).....	2 2,550	2 2,550	2 2,500
Chief engineering aid (assistant landscape architect).....	1 2,700	1 2,700	1 2,700
Grade 6, \$1,860 to \$2,400; average, \$2,100—			
Senior engineering aid (engineer).....	1 1,920	1 1,920	1 1,860
Senior foreman gardeners.....	5 1,860	5 1,860	5 1,860

Estimates of appropriations required for the service of the fiscal year ending June 30, 1927—Continued

General object (title of appropriation), date of acts, references to Statutes at Large, or to Revised Statutes, and estimated amount required for each detailed object				Total amount to be appropriated under each head of appropriation	Amount appropriated for the fiscal year ending June 30, 1926
Salaries, Public Buildings and Grounds, District of Columbia—Continued.					
	Estimated expenditures, 1927 appropriation	Estimated expenditures, 1926 appropriation	Expended and obligated, 1925		
Salaries—Continued.					
Professional and scientific service—Continued.					
Grade 5, \$1,680 to \$2,040; average, \$1,860—	<i>Average—</i>	<i>Average—</i>	<i>Average—</i>		
Engineering aid (junior engineer).....	No. Salary	No. Salary	No. Salary		
Grade 4, \$1,500 to \$1,860; average, \$1,680—	1 \$1,680	1 \$1,680	1 \$1,680		
Head gardeners.....	11 1,500	11 1,500	11 1,484		
Grade 3, \$1,320 to \$1,680; average, \$1,500—					
Gardeners.....	10 1,332	10 1,332	10 1,326		
Grade 2, \$1,140 to \$1,500; average, \$1,320—					
Assistant gardeners.....	27 1,218	27 1,218	27 1,216		
Custodial service—					
Grade 9, \$2,100 to \$2,700; average, \$2,400—					
Assistant mechanical superintendents.....	3 2,100	3 2,100	3 2,020		
Grade 8, \$1,860 to \$2,400; average, \$2,100—					
Principal mechanics (foremen).....	5 2,012	5 2,012	5 2,008		
Grade 7, \$1,680 to \$2,040; average, \$1,860—					
Senior mechanics (foremen).....	3 1,880	3 1,880	3 1,860		
Grade 6, \$1,500 to \$1,860; average, \$1,680—					
General foremen of laborers.....	9 1,500	9 1,500	9 1,483		
Mechanics.....	42 1,563	42 1,563	42 1,557		
Grade 5, \$1,320 to \$1,680; average, \$1,500—					
Foremen of laborers.....	4 1,410	4 1,410	4 1,410		
Junior mechanics.....	3 1,360	3 1,360	3 1,360		
Grade 4, \$1,140 to \$1,500; average, \$1,320—					
Head messenger.....	1 1,320	1 1,320	1 1,320		
Assistant foremen of laborers.....	9 1,247	9 1,247	9 1,247		
Undermechanics.....	4 1,290	4 1,290	4 1,275		
Grade 3, \$1,020 to \$1,260; average, \$1,140—					
Senior laborers.....	31 1,099	31 1,099	31 1,094		
Minor mechanics.....	13 1,131	13 1,131	13 1,130		
Guards.....	2 1,020	2 1,020	2 1,020		
Grade 2, \$900 to \$1,140; average, \$1,020—					
Junior laborers.....	22 1,001	22 1,001	22 987		
Average number of employees.....	215	215	215		
Total salaries.....	342,130	342,130	335,551		
01					
[Contingent Expenses, Public Buildings and Grounds, District of Columbia—]					
[Contingent expenses for contingent and incidental expenses, including purchase of professional and scientific books and technical periodicals, books of reference, blank books, photographs, and maps, \$800.]					
[Improvement and Care of Public Grounds, District of Columbia—]					
[For improvement and care of public grounds in the District of Columbia, including foremen, gardeners, mechanics, skilled and unskilled laborers, maintenance, repair, exchange, and operation of not to exceed four motor-propelled passenger-carrying vehicles, the purchase of one motor-propelled passenger-carrying vehicle to cost not exceeding \$700, and the maintenance, repair, exchange, and operation of motor cycles and bicycles for division foremen, \$431,100.]					
[For continuing construction of tourists' camp on its present site in East Potomac Park, \$50,000; for maintenance of such camp, \$5,000; in all, \$55,000.]					
[For placing and maintaining special portions of the parks in condition for outdoor sports, \$19,460.]					
[For operation, care, repair, and maintenance of the pumps which operate the three fountains on the Union Station Plaza, \$4,350.]					
[For expenses incident to the conducting of band concerts in the public parks, \$3,000.]					
[For improvement and maintenance as a recreation park of section D, Anacostia Park, between Pennsylvania Avenue and the Anacostia Bridge, \$63,060.]					
[For the construction of shelter and comfort station in Rock Creek Park, \$10,000.]					
[For widening the Inlet Bridge, West Potomac Park, \$20,000.]					
[Lighting Public Grounds, District of Columbia—]					
[Lighting the public grounds: For lighting the public grounds, watchmen's lodges, offices, garages, shops, storehouses, and greenhouses at the propagating gardens, including all necessary expenses of installation, maintenance, and repair, \$37,480.]					
[For heating offices, watchmen's lodges, and greenhouses at the propagating gardens, \$6,000.]					

Estimates of appropriations required for the service of the fiscal year ending June 30, 1927—Continued

General object (title of appropriation), date of acts, references to Statutes at Large, or to Revised Statutes, and estimated amount required for each detailed object				Total amount to be appropriated under each head of appropriation	Amount appropriated for the fiscal year ending June 30, 1926
General Expenses, Improvement and Care of Parks— <i>General expenses: For general expenses in connection with the maintenance, care, improvement, furnishing of heat, light and power, of public parks, grounds, fountains, and reservations, propagating gardens and greenhouses under the jurisdiction of the office of Public Buildings and Public Parks of the National Capital; including personal services of temporary per diem employees at rates of pay approved by the Director, not exceeding current rates of pay for similar employment in the District of Columbia; contingent expenses; city directories; communication service; car fare; traveling expenses; professional, scientific, technical and law books; periodicals and reference books; blank books and forms; photographs; dictionaries and maps; leather and rubber articles for the protection of employees and property; the maintenance, repair, exchange, and operation of not to exceed four motor propelled passenger-carrying vehicles; and all necessary bicycles, motor cycles and self-propelled machinery; the purchase, maintenance and repair of equipment and fixtures; etcetera: Provided, That not exceeding \$100,000 of the amount herein appropriated may be expended for placing and maintaining portions of the parks in condition for outdoor sports, the operation, care, repair and maintenance of the pumps which operate the fountains in Union Station Plaza; expenses incident to the conducting of band concerts in the parks; the improvement and maintenance as recreation parks of Sections C and D, Anacostia Park between Pennsylvania Avenue and Anacostia Bridge; the improvement of the Rock Creek and Potomac connecting parkway and the erection of minor auxiliary structures the aggregate cost of which shall not exceed \$15,000 (same acts) (submitted) -----</i>				\$334, 660. 00	\$369, 660. 00
	Estimated expenditures, 1927 appropriation	Estimated expenditures, 1926 appropriation	Expended and obligated, 1925		
Field service:					
Salaries and wages—	<i>Average—</i>	<i>Average—</i>	<i>Average—</i>		
Salary range, \$1,500 to \$1,860; average, \$1,680—	No. 10 Salary \$1,670	No. 15 Salary \$1,670	No. 8 Salary \$1,670		
Mechanics—					
Salary range, \$1,020 to \$1,260; average, \$1,140—					
Senior laborers—	20 1,255	25 1,255	15 1,255		
Salary range, \$900 to \$1,140; average, \$1,020—					
Laborers—	64 1,072	80 1,072	47 1,072		
Total number of employees—	94	100	70		
01 Total salaries and wages—	110,045. 00	135,045. 00	82,730. 35		
The difference between 1927 and 1926 is due to decrease in force, \$25,000.					
Deduct expenditures for personal services included in objects named below—	25,000. 00	50,000. 00	-----		
01 Total personal services—	85,045. 00	85,045. 00	82,730. 35		
Supplies and materials:					
0200 Stationery and office supplies—	1,100. 00	1,100. 00	1,095. 98		
0205 Cleaning and toilet supplies—	4,500. 00	4,500. 00	4,511. 41		
0220 Scientific and educational supplies—	50. 00	50. 00	46. 17		
0230 Fuel—	4,050. 00	4,050. 00	4,065. 01		
0240 Wearing apparel and sewing supplies—	225. 00	225. 00	234. 34		
0280 Sundry supplies—	5,500. 00	5,500. 00	5,561. 99		
0290 Materials—	3,600. 00	3,600. 00	3,670. 00		
02 Total supplies and materials—	19,025. 00	19,025. 00	19,175. 73		
Communication service:					
0500 Telegraph service—	10. 00	10. 00	2. 40		
0510 Telephone service—	270. 00	270. 00	270. 79		
05 Total communication service—	280. 00	280. 00	273. 19		
06 Traveling expenses—	130. 00	130. 00	131. 85		
07 Transportation of things (service)—	-----	-----	4. 09		
08 Printing and binding, engraving, etc—	280. 00	280. 00	277. 27		
Furnishing of heat, light, and power:					
1000 Furnishing of heat—	19,000. 00	19,000. 00	19,365. 23		
1030 Furnishing of electricity—	2,400. 00	2,400. 00	2,435. 80		
10 Total furnishing of heat, light, and power—	21,400. 00	21,400. 00	21,803. 03		
12 Repairs and alterations—	11,700. 00	11,700. 00	11,716. 59		
13 Special and miscellaneous current expenses—	1,600. 00	1,600. 00	1,625. 69		
Equipment:					
3000 Passenger-carrying vehicles—	2,350. 00	2,350. 00	2,380. 83		
3010 Furniture, furnishings, and fixtures—	1,350. 00	1,350. 00	1,382. 14		
3050 Other equipment—	21,500. 00	21,500. 00	21,746. 64		
30 Total equipment—	25,200. 00	25,200. 00	25,509. 61		
32 Structures and parts and nonstructural improvements to land—	130,000. 00	205,000. 00	69,880. 81		
Total—	334,660. 00	369,600. 00	233,108. 21		

Estimates of appropriations required for the service of the fiscal year ending June 30, 1927—Continued

General object (title of appropriation), date of acts, references to Statutes at Large, or to Revised Statutes, and estimated amount required for each detailed object				Total amount to be appropriated under each head of appropriation	Amount appropriated for the fiscal year ending June 30, 1926
Salaries, Park Police, District of Columbia— Salaries: For [the] pay and allowances of the United States park police force [including motor-vehicle allowance for the superintendent of said force,] in accordance with the act [entitled "An act to fix the salaries of officers and members of the Metropolitan police force, the United States park police force, and the fire department of the District of Columbia;"] approved May 27, 1924 (<i>acts Feb. 26, 1925, vol. 43, pt. 1, p. 983; Mar. 3, 1925, vol. 43, pt. 1, p. 1246</i>)				\$127, 446. 00	\$127, 446. 00
	Estimated expenditures, 1927 appropriation	Estimated expenditures, 1926 appropriation	Expended and obligated, 1925		
	<i>Average—</i>	<i>Average—</i>	<i>Average—</i>		
Salaries:	No. Salary	No. Salary	No. Salary		
Lieutenant.....	1 \$2, 700	1 \$2, 700	1 \$2, 700		
First sergeant.....	1 2, 400	1 2, 400	1 2, 400		
Sergeants.....	5 2, 300	5 2, 300	5 2, 300		
	[1, 700	[1, 700	[1, 700		
Privates of class 1, 2, and 3.....	56 1, 800	56 1, 800	54 1, 800		
	[2, 000	[2, 000	[2, 000		
Total average number of employees.....	63	63	61		
Total salaries.....	123, 600. 00	123, 600. 00	120, 635. 34		
Amount required to pay salaries of class 2 who will be promoted to class 3, and privates of class 1 who will be promoted to class 2.....	966. 00	966. 00	904. 73		
Allowance for motor vehicles for superintendent.....	480. 00	480. 00	480. 00		
Additional compensation for members of the park police force detailed to the motor-cycle service.....	2, 400. 00	2, 400. 00	2, 044. 68		
01 Total personal services.....	127, 446. 00	127, 446. 00	124, 084. 75		
The difference between 1927 and 1926 is due to increase in force, \$14,454.					
Uniforms and Equipment, Park Police, District of Columbia— [For purchase, repair, and exchange of bicycles and revolvers for park police and for purchase of ammunition, \$800.] [For purchase, maintenance, repair, operation, and exchange of motor cycles for park police, \$4,850.] [For purchasing and supplying uniforms to park police, \$5,800.] <i>For uniforming and equipping the U. S. Park Police force, including the purchase, issue, operation, maintenance, repair, exchange, and storage of revolvers, bicycles and motor cycles, and the purchase and issue of uniforms and ammunition (same act) (submitted)</i>				11, 450. 00	11, 450. 00
	Estimated expenditures, 1927 appropriation	Estimated expenditures, 1926 appropriation	Expended and obligated, 1925		
Supplies and materials:					
0200 Stationery and office supplies.....	\$100. 00	\$100. 00	(1)		
0230 Fuel.....	500. 00	500. 00	\$472. 26		
0240 Wearing apparel and sewing supplies.....	5, 800. 00	5, 800. 00	5, 661. 20		
0260 Sundry supplies.....	250. 00	250. 00	177. 43		
02 Total supplies and materials.....	6, 650. 00	6, 650. 00	6, 300. 89		
05 Communication service (0510 telephone service).....	50. 00	50. 00			
07 Transportation of things (service).....			5. 60		
12 Repairs and alterations.....	850. 00	850. 00	711. 40		
Equipment:					
3000 Passenger-carrying vehicles.....	3, 400. 00	3, 400. 00	2, 982. 46		
3050 Other equipment.....	500. 00	500. 00	490. 33		
30 Total equipment.....	3, 900. 00	3, 900. 00	3, 472. 79		
Total.....	11, 450. 00	11, 450. 00	10, 490. 68		
Total, public buildings and public parks.....				815, 686. 00	850, 686. 00

¹ Paid out of War Department allotment for printing and binding, 1925.

Estimates of appropriations required for the service of the fiscal year ending June 30, 1927—Continued

General object (title of appropriation), date of acts, references to Statutes at Large, or to Revised Statutes, and estimated amount required for each detailed object				Total amount to be appropriated under each head of appropriation	Amount appropriated for the fiscal year ending June 30, 1926
National Capital Park Commission, District of Columbia— For each and every purpose requisite for and incident to the work of the National Capital Park Commission as authorized by [section 3 of] the Act entitled "An Act providing for a comprehensive development of the park and playground system of the National Capital," approved June 6, 1924, including [not to exceed \$9,120 for] personal services in the District of Columbia in accordance with the Classification Act of 1923 and personal services of temporary per diem employees at rates to be fixed by the Commission not in excess of current rates for similar employment in the vicinity, not to exceed \$33,000, and for printing and binding not to exceed \$200, \$600,000, to be available immediately and to remain available until expended (acts June 6, 1924, vol. 43, pt. 1, p. 463; Mar. 3, 1925, vol. 43, pt. 1, p. 1247)				\$600,000.00	\$600,000.00
	Estimated expenditures, 1927 appropriation	Estimated expenditures, 1926 appropriation	Expended and obligated, 1925		
Field service:					
Salaries and wages—	Average—	Average—	Average—		
Salary range, \$3,900 to \$5,000; average, \$4,400—	No. Salary	No. Salary	No. Salary		
Confidential assistant.....	1 \$4,400.00	1 \$4,400.00	1 \$4,400.00		
Landscape architect.....	1 4,400.00	1 4,400.00			
Salary range, \$1,860 to \$2,400; average, \$2,100—					
Surveyors and draftsmen.....	3 2,000.00				
Salary range, \$1,500 to \$1,860; average, \$1,680—					
Clerks.....	2 1,620.00				
Temporary employees.....	13 1,170.00				
Total average number of employees.....	20	2	1		
Total salaries and wages.....	33,000.00	9,600.00	1,120.00		
The difference between 1927 and 1926 is due to increase in force, \$25,000.					
Deduct expenditures for personal services included in objects named below.....	33,000.00	9,600.00	1,120.00		
01 Printing and binding.....	200.00				
31 Land and interest in land.....	599,800.00	352,172.16	247,827.84		
Total.....	600,000.00	352,172.16	247,827.84		
1 Unexpended balance of continuing appropriation authorized Mar. 3, 1925. 2 Expended and obligated from continuing appropriation of \$600,000.					
National Zoological Park, District of Columbia— For roads, walks, bridges, water supply, sewerage, and drainage; grading, planting, and otherwise improving the grounds, erecting and repairing buildings and inclosures; care, subsistence, purchase, and transportation of animals; necessary employees; incidental expenses not otherwise provided for, including purchase, maintenance, and [driving of horses and vehicles] operation of one motor-propelled passenger-carrying vehicle to cost not exceeding \$750 required for official purposes, not exceeding \$1,000 for purchasing and supplying uniforms to park police, not exceeding \$100 for the purchase of necessary books and periodicals, and exclusive of architects' fees or compensation (acts Apr. 30, 1890, vol. 26, p. 78, sec. 1; Mar. 3, 1925, vol. 43, p. 1247)				170,000.00	157,000.00
	Estimated expenditures, 1927 appropriation	Estimated expenditures, 1926 appropriation	Expended and obligated, 1925		
Salaries—					
Professional and scientific service—	Average—	Average—	Average—		
Grade 5, \$5,200 to \$6,000; average, \$5,600—	No. Salary	No. Salary	No. Salary		
Senior scientist (superintendent).....	1 \$5,200	1 \$5,200	1 \$5,200		
Grade 4, \$3,800 to \$5,000; average, \$4,400—					
Scientist (assistant superintendent).....	1 4,000	1 3,800	1 3,800		
Clerical, administrative, and fiscal service—					
Grade 7, \$2,400 to \$3,000; average, \$2,700—					
Senior administrative assistant (deputy disbursing agent).....	1 2,800	1 2,500	1 2,400		
Grade 5, \$1,860 to \$2,400; average, \$2,100—					
Senior clerk (property clerk).....	1 2,200	1 2,100	1 2,100		
Grade 3, \$1,500 to \$1,860; average, \$1,680—					
Assistant clerk-stenographer.....	1 1,740	1 1,740	1 1,740		
Grade 2, \$1,320 to \$1,680; average, \$1,500—					
Junior clerk-stenographer.....	1 1,680	1 1,680	1 1,640		
Junior clerk.....	1 1,440	1 1,320	1 1,320		
Grade 1, \$1,140 to \$1,500; average, \$1,320—					
Under clerk.....			1 1,140		
Custodial service—					
Grade 10, \$2,400 to \$3,000; average, \$2,700—					
Chief mechanical superintendent (head keeper).....	1 2,900	1 2,800	1 2,700		
Grade 8, \$1,860 to \$2,400; average, \$2,100—					
Principal mechanic (chief of construction and engineer).....	1 1,960	1 1,920	1 1,860		

Estimates of appropriations required for the service of the fiscal year ending June 30, 1927—Continued

General object (title of appropriation), date of acts, references to Statutes at Large, or to Revised Statutes, and estimated amount required for each detailed object				Total amount to be appropriated under each head of appropriation	Amount appropriated for the fiscal year ending June 30, 1926
<i>National Zoological Park, District of Columbia—Continued.</i>					
	Estimated expenditures, 1927 appropriation	Estimated expenditures, 1926 appropriation	Expended and obligated, 1925		
Salaries—Continued.					
Professional and scientific service—Continued.					
Grade 6, \$1,500 to \$1,880; average, \$1,690—					
General foreman of laborers (gardener).....	No. 1 Salary \$1,680	No. 1 Salary \$1,620	No. 1 Salary \$1,610		
Head guards (sergeants of park police; assistant to head keeper).....	3 1,600	3 1,540	3 1,500		
Mechanics (machinists).....	2 1,560	2 1,500	2 1,500		
Grade 5, \$1,320 to \$1,680; average, \$1,500—					
Foreman of laborers (foreman of park construction).....	1 1,500	1 1,440	1 1,395		
Junior mechanics.....	4 1,440	4 1,380	4 1,345		
Principal guards (park policemen; keepers).....	31 1,471	31 1,411	30 1,332		
Grade 4, \$1,140 to \$1,500; average, \$1,320—					
Under mechanics.....	3 1,300	3 1,260	3 1,245		
Senior guards (assistant keepers).....	4 1,140	4 1,140	4 1,140		
Grade 3, \$1,020 to \$1,260; average, \$1,140—					
Senior laborers.....	9 1,153	9 1,093	9 1,093		
Guard (watchmen).....	2 1,080	2 1,020			
Grade 2, \$900 to \$1,140; average, \$1,020—					
Junior laborers.....	7 1,080	7 1,080	7 1,080		
Minor domestic attendant.....	1 900	1 900	1 900		
Laborers, temporary, per diem \$2.50 to \$3.25.....	5	5	8		
Total average number of employees.....	81 1/2	81 1/2	82 1/2		
Total salaries and wages.....	119,000.00	115,000.00	112,267.00		
The difference between 1927 and 1926 is due to increase in salaries, \$4,100.					
Deduct expenditures for personal services included in objects named below.....	5,000.00	6,000.00	7,150.00		
Net personal services.....	114,000.00	109,000.00	105,117.00		
Supplies and materials:					
0200 Stationery and office supplies.....	150.00	150.00	63.39		
0210 Medical supplies.....	350.00	350.00	117.89		
0230 Fuel—					
0231 Coal.....	4,000.00	4,000.00	3,286.00		
0233 Gasoline and kerosene.....	350.00	350.00	293.66		
0240 Wearing apparel (including uniforms for police).....	1,050.00	1,050.00	19.17		
0250 Forage and other food for animals.....	25,200.00	25,200.00	24,210.00		
0260 Sundry supplies.....	1,500.00	1,500.00	1,214.36		
0290 Materials.....	750.00	750.00	735.00		
02 Total supplies and materials.....	33,350.00	33,150.00	29,939.47		
04 Shoeing, etc., of horses.....	160.00	160.00	174.50		
Communication service:					
0500 Telegraph service.....	35.00	35.00	15.67		
0510 Telephone service.....	260.00	260.00	262.48		
0520 Other communication service.....	10.00	10.00			
05 Total communication service.....	305.00	305.00	278.15		
06 Travel expenses.....	200.00	200.00	36.26		
07 Transportation of things.....	1,800.00	1,500.00	428.12		
10 Furnishing of light and power.....	550.00	550.00	487.87		
Repairs and alterations:					
1200 Repairs to buildings, etc.....	3,500.00	2,000.00	2,295.00		
1210 Repairs to surfacings (roads, etc.).....	2,000.00	1,500.00	1,541.00		
1230 Repairs to dam.....			1,120.00		
1280 Repairs to machinery, etc.....	500.00	500.00	609.50		
1290 Miscellaneous repairs.....	175.00	165.00	165.40		
12 Total repairs and alterations.....	6,175.00	4,165.00	5,730.90		
13 Special service.....	300.00	200.00	50.00		
Equipment:					
3002 Passenger-carrying motor vehicles.....	750.00				
3010 Furniture, office equipment, etc.....	50.00	50.00	53.23		
3021 Educational equipment (zoological garden stock and library).....	4,210.00	2,920.00	2,015.00		
3051 Heating, electrical, etc., equipment.....	200.00	500.00	155.00		
3052 Construction and repair equipment.....	200.00	200.00	118.65		
3053 Transporting equipment.....	500.00	250.00	106.00		
3057 Cleaning equipment.....	100.00	100.00	38.62		
3059 Special and miscellaneous equipment.....	150.00	100.00	156.18		
30 Total equipment.....	6,160.00	4,120.00	2,642.68		
Structures and nonstructural improvements to lands:					
3211 Buildings, etc.....	3,000.00	850.00	2,525.00		
3220 Nonstructural improvements.....	4,000.00	2,500.00	237.00		
32 Total structures and nonstructural improvements.....	7,000.00	3,350.00	2,762.00		
Total.....	170,000.00	157,000.00	147,647.64		

General object (title of appropriation), date of acts, references to Statutes at Large, or to Revised Statutes, and estimated amount required for each detailed object	Total amount to be appropriated under each head of appropriation	Amount appropriated for the fiscal year ending June 30, 1926																																																																																																																																																																																																																																																																																																																				
National Zoological Park, District of Columbia—Continued. <i>For the construction of public exhibition building for birds, \$49,000: Provided, That the Commissioners of the District of Columbia are authorized to enter into contract or contracts for the completion of said building in accordance with plans and specifications approved by the regents of the Smithsonian Institution, at a cost not to exceed \$102,000 (submitted)</i>	\$49,000.00																																																																																																																																																																																																																																																																																																																					
<table border="1"> <thead> <tr> <th></th><th>Estimated expenditures, 1927 appropriation</th></tr> </thead> <tbody> <tr> <td>3211 Public exhibition building for birds.....</td><td>\$49,000.00</td></tr> </tbody> </table>		Estimated expenditures, 1927 appropriation	3211 Public exhibition building for birds.....	\$49,000.00																																																																																																																																																																																																																																																																																																																		
	Estimated expenditures, 1927 appropriation																																																																																																																																																																																																																																																																																																																					
3211 Public exhibition building for birds.....	\$49,000.00																																																																																																																																																																																																																																																																																																																					
Total, National Zoological Park, District of Columbia.....	219,000.00	\$157,000.00																																																																																																																																																																																																																																																																																																																				
Increasing Water Supply, District of Columbia— <i>For continuing work on the project for an increased water supply for the District of Columbia, adopted by Congress in the Army appropriation act for the fiscal year 1922, as modified by the District of Columbia appropriation acts for the fiscal years 1923 and 1924, and as further modified by the report submitted to Congress by the Secretary of War December 4, 1923, and for each and every purpose connected therewith, to be available immediately and to remain available until expended [\$2,500,000] \$1,500,000 [; Provided, That the Secretary of War may enter into contracts for materials and work necessary to the construction of said project, to be paid for as appropriations may from time to time be made, not to exceed in the aggregate the sum of \$9,169,000, including all appropriations and contract authorizations herein and heretofore made: Provided further, That no bid in excess of the estimated cost for that portion of the work or plant covered by the bid shall be accepted, nor shall any contract for any portion of the work, material, or equipment to constitute a part of the plant for which this appropriation is available be valid unless the Chief of Engineers of the United States Army shall have certified thereon that all its terms are within the requirements of the authorization and the revised estimates for the work.] (acts June 10, 1920, vol. 41, p. 1068; March 3, 1925, vol. 43, p. 1248)</i>	1,500,000.00	2,500,000.00																																																																																																																																																																																																																																																																																																																				
<table border="1"> <thead> <tr> <th></th><th colspan="2">Estimated expenditures, 1927 appropriation</th><th colspan="2">Estimated expenditures, 1926 appropriation</th><th colspan="2">Expended and obligated, 1925</th></tr> <tr> <th></th><th>Average— No.</th><th>Average— Salary</th><th>Average— No.</th><th>Average— Salary</th><th>Average— No.</th><th>Average— Salary</th></tr> </thead> <tbody> <tr> <td>Field service:</td><td></td><td></td><td></td><td></td><td></td><td></td></tr> <tr> <td>Salaries and wages—</td><td></td><td></td><td></td><td></td><td></td><td></td></tr> <tr> <td>Salary range, \$5,200 to \$6,000; average, \$5,600—</td><td></td><td></td><td></td><td></td><td></td><td></td></tr> <tr> <td>Associate engineer.....</td><td>1</td><td>\$5,200</td><td>1</td><td>\$5,200</td><td></td><td></td></tr> <tr> <td>Salary range, \$3,800 to \$5,000; average, \$4,400—</td><td></td><td></td><td></td><td></td><td></td><td></td></tr> <tr> <td>Assistant engineer.....</td><td></td><td></td><td></td><td></td><td>1</td><td>\$4,300</td></tr> <tr> <td>Salary range, \$3,300 to \$3,900; average, \$3,600—</td><td></td><td></td><td></td><td></td><td></td><td></td></tr> <tr> <td>Assistant engineer.....</td><td>1</td><td>3,300</td><td>1</td><td>3,300</td><td></td><td></td></tr> <tr> <td>Salary range, \$3,000 to \$3,600; average, \$3,300—</td><td></td><td></td><td></td><td></td><td></td><td></td></tr> <tr> <td>Junior engineer.....</td><td>1</td><td>3,000</td><td>1</td><td>3,000</td><td></td><td></td></tr> <tr> <td>Chief clerk.....</td><td>1</td><td>3,000</td><td>1</td><td>3,000</td><td></td><td></td></tr> <tr> <td>Salary range, \$2,700 to \$3,300; average, \$3,000—</td><td></td><td></td><td></td><td></td><td></td><td></td></tr> <tr> <td>Assistant engineer.....</td><td></td><td></td><td></td><td></td><td>1</td><td>2,800</td></tr> <tr> <td>Do.....</td><td></td><td></td><td></td><td></td><td>1</td><td>2,700</td></tr> <tr> <td>Junior engineers.....</td><td></td><td></td><td></td><td></td><td>2</td><td>2,700</td></tr> <tr> <td>Chief clerk.....</td><td></td><td></td><td></td><td></td><td>1</td><td>2,700</td></tr> <tr> <td>Salary range, \$2,400 to \$3,000; average, \$2,700—</td><td></td><td></td><td></td><td></td><td></td><td></td></tr> <tr> <td>Junior engineer.....</td><td>1</td><td>2,700</td><td>1</td><td>2,700</td><td></td><td></td></tr> <tr> <td>Architectural draftsman.....</td><td></td><td></td><td></td><td></td><td>1</td><td>2,640</td></tr> <tr> <td>Junior engineer.....</td><td></td><td></td><td></td><td></td><td>1</td><td>2,600</td></tr> <tr> <td>Do.....</td><td>1</td><td>2,400</td><td>1</td><td>2,400</td><td>1</td><td>2,400</td></tr> <tr> <td>Clerk.....</td><td>1</td><td>2,400</td><td>1</td><td>2,400</td><td></td><td></td></tr> <tr> <td>Draftsman.....</td><td></td><td></td><td></td><td></td><td>1</td><td>2,400</td></tr> <tr> <td>Salary range, \$2,100 to \$2,700; average, \$2,400—</td><td></td><td></td><td></td><td></td><td></td><td></td></tr> <tr> <td>Junior engineer.....</td><td></td><td></td><td></td><td></td><td>1</td><td>2,340</td></tr> <tr> <td>Assistant superintendent.....</td><td></td><td></td><td></td><td></td><td>1</td><td>2,300</td></tr> <tr> <td>Junior engineer.....</td><td></td><td></td><td></td><td></td><td>1</td><td>2,300</td></tr> <tr> <td>Clerk.....</td><td></td><td></td><td></td><td></td><td>1</td><td>2,200</td></tr> <tr> <td>Junior engineer.....</td><td></td><td></td><td></td><td></td><td>1</td><td>2,160</td></tr> <tr> <td>Do.....</td><td>1</td><td>2,100</td><td>1</td><td>2,100</td><td>1</td><td>2,100</td></tr> <tr> <td>Draftsman.....</td><td>1</td><td>2,100</td><td></td><td></td><td>1</td><td>2,100</td></tr> <tr> <td>Salary range, \$1,800 to \$2,400; average, \$2,100—</td><td></td><td></td><td></td><td></td><td></td><td></td></tr> <tr> <td>Inspectors.....</td><td>4</td><td>2,100</td><td>6</td><td>2,100</td><td></td><td></td></tr> <tr> <td>Surveyors.....</td><td>3</td><td>2,100</td><td>7</td><td>2,100</td><td></td><td></td></tr> <tr> <td>Clerk.....</td><td>1</td><td>2,100</td><td>1</td><td>2,100</td><td>1</td><td>2,100</td></tr> <tr> <td>Junior engineer.....</td><td></td><td></td><td></td><td></td><td>1</td><td>2,040</td></tr> <tr> <td>Inspectors.....</td><td></td><td></td><td></td><td></td><td>2</td><td>2,040</td></tr> <tr> <td>Foreman.....</td><td></td><td></td><td></td><td></td><td>1</td><td>2,040</td></tr> <tr> <td>Surveyors.....</td><td></td><td></td><td></td><td></td><td>2</td><td>2,040</td></tr> <tr> <td>Inspectors.....</td><td></td><td></td><td></td><td></td><td>1</td><td>1,920</td></tr> <tr> <td>Clerk.....</td><td>1</td><td>1,920</td><td>1</td><td>1,920</td><td>1</td><td>1,920</td></tr> <tr> <td>Surveyors.....</td><td></td><td></td><td></td><td></td><td>2</td><td>1,920</td></tr> </tbody> </table>		Estimated expenditures, 1927 appropriation		Estimated expenditures, 1926 appropriation		Expended and obligated, 1925			Average— No.	Average— Salary	Average— No.	Average— Salary	Average— No.	Average— Salary	Field service:							Salaries and wages—							Salary range, \$5,200 to \$6,000; average, \$5,600—							Associate engineer.....	1	\$5,200	1	\$5,200			Salary range, \$3,800 to \$5,000; average, \$4,400—							Assistant engineer.....					1	\$4,300	Salary range, \$3,300 to \$3,900; average, \$3,600—							Assistant engineer.....	1	3,300	1	3,300			Salary range, \$3,000 to \$3,600; average, \$3,300—							Junior engineer.....	1	3,000	1	3,000			Chief clerk.....	1	3,000	1	3,000			Salary range, \$2,700 to \$3,300; average, \$3,000—							Assistant engineer.....					1	2,800	Do.....					1	2,700	Junior engineers.....					2	2,700	Chief clerk.....					1	2,700	Salary range, \$2,400 to \$3,000; average, \$2,700—							Junior engineer.....	1	2,700	1	2,700			Architectural draftsman.....					1	2,640	Junior engineer.....					1	2,600	Do.....	1	2,400	1	2,400	1	2,400	Clerk.....	1	2,400	1	2,400			Draftsman.....					1	2,400	Salary range, \$2,100 to \$2,700; average, \$2,400—							Junior engineer.....					1	2,340	Assistant superintendent.....					1	2,300	Junior engineer.....					1	2,300	Clerk.....					1	2,200	Junior engineer.....					1	2,160	Do.....	1	2,100	1	2,100	1	2,100	Draftsman.....	1	2,100			1	2,100	Salary range, \$1,800 to \$2,400; average, \$2,100—							Inspectors.....	4	2,100	6	2,100			Surveyors.....	3	2,100	7	2,100			Clerk.....	1	2,100	1	2,100	1	2,100	Junior engineer.....					1	2,040	Inspectors.....					2	2,040	Foreman.....					1	2,040	Surveyors.....					2	2,040	Inspectors.....					1	1,920	Clerk.....	1	1,920	1	1,920	1	1,920	Surveyors.....					2	1,920		
	Estimated expenditures, 1927 appropriation		Estimated expenditures, 1926 appropriation		Expended and obligated, 1925																																																																																																																																																																																																																																																																																																																	
	Average— No.	Average— Salary	Average— No.	Average— Salary	Average— No.	Average— Salary																																																																																																																																																																																																																																																																																																																
Field service:																																																																																																																																																																																																																																																																																																																						
Salaries and wages—																																																																																																																																																																																																																																																																																																																						
Salary range, \$5,200 to \$6,000; average, \$5,600—																																																																																																																																																																																																																																																																																																																						
Associate engineer.....	1	\$5,200	1	\$5,200																																																																																																																																																																																																																																																																																																																		
Salary range, \$3,800 to \$5,000; average, \$4,400—																																																																																																																																																																																																																																																																																																																						
Assistant engineer.....					1	\$4,300																																																																																																																																																																																																																																																																																																																
Salary range, \$3,300 to \$3,900; average, \$3,600—																																																																																																																																																																																																																																																																																																																						
Assistant engineer.....	1	3,300	1	3,300																																																																																																																																																																																																																																																																																																																		
Salary range, \$3,000 to \$3,600; average, \$3,300—																																																																																																																																																																																																																																																																																																																						
Junior engineer.....	1	3,000	1	3,000																																																																																																																																																																																																																																																																																																																		
Chief clerk.....	1	3,000	1	3,000																																																																																																																																																																																																																																																																																																																		
Salary range, \$2,700 to \$3,300; average, \$3,000—																																																																																																																																																																																																																																																																																																																						
Assistant engineer.....					1	2,800																																																																																																																																																																																																																																																																																																																
Do.....					1	2,700																																																																																																																																																																																																																																																																																																																
Junior engineers.....					2	2,700																																																																																																																																																																																																																																																																																																																
Chief clerk.....					1	2,700																																																																																																																																																																																																																																																																																																																
Salary range, \$2,400 to \$3,000; average, \$2,700—																																																																																																																																																																																																																																																																																																																						
Junior engineer.....	1	2,700	1	2,700																																																																																																																																																																																																																																																																																																																		
Architectural draftsman.....					1	2,640																																																																																																																																																																																																																																																																																																																
Junior engineer.....					1	2,600																																																																																																																																																																																																																																																																																																																
Do.....	1	2,400	1	2,400	1	2,400																																																																																																																																																																																																																																																																																																																
Clerk.....	1	2,400	1	2,400																																																																																																																																																																																																																																																																																																																		
Draftsman.....					1	2,400																																																																																																																																																																																																																																																																																																																
Salary range, \$2,100 to \$2,700; average, \$2,400—																																																																																																																																																																																																																																																																																																																						
Junior engineer.....					1	2,340																																																																																																																																																																																																																																																																																																																
Assistant superintendent.....					1	2,300																																																																																																																																																																																																																																																																																																																
Junior engineer.....					1	2,300																																																																																																																																																																																																																																																																																																																
Clerk.....					1	2,200																																																																																																																																																																																																																																																																																																																
Junior engineer.....					1	2,160																																																																																																																																																																																																																																																																																																																
Do.....	1	2,100	1	2,100	1	2,100																																																																																																																																																																																																																																																																																																																
Draftsman.....	1	2,100			1	2,100																																																																																																																																																																																																																																																																																																																
Salary range, \$1,800 to \$2,400; average, \$2,100—																																																																																																																																																																																																																																																																																																																						
Inspectors.....	4	2,100	6	2,100																																																																																																																																																																																																																																																																																																																		
Surveyors.....	3	2,100	7	2,100																																																																																																																																																																																																																																																																																																																		
Clerk.....	1	2,100	1	2,100	1	2,100																																																																																																																																																																																																																																																																																																																
Junior engineer.....					1	2,040																																																																																																																																																																																																																																																																																																																
Inspectors.....					2	2,040																																																																																																																																																																																																																																																																																																																
Foreman.....					1	2,040																																																																																																																																																																																																																																																																																																																
Surveyors.....					2	2,040																																																																																																																																																																																																																																																																																																																
Inspectors.....					1	1,920																																																																																																																																																																																																																																																																																																																
Clerk.....	1	1,920	1	1,920	1	1,920																																																																																																																																																																																																																																																																																																																
Surveyors.....					2	1,920																																																																																																																																																																																																																																																																																																																

Estimates of appropriations required for the service of the fiscal year ending June 30, 1927—Continued

General object (title of appropriation), date of acts, references to Statutes at Large, or to Revised Statutes, and estimated amount required for each detailed object	Estimated expenditures, 1927 appropriation		Estimated expenditures, 1926 appropriation		Expended and obligated, 1925	Total amount to be appropriated under each head of appropriation	Amount appropriated for the fiscal year ending June 30, 1926
Increasing Water Supply, District of Columbia—Continued.							
Field service—Continued.							
Salaries and wages—Continued.							
Salary range, \$1,680 to \$2,040; average, \$1,860—							
Inspectors.....	Average— No.	Salary	Average— No.	Salary	Average— No.	Salary	
Clerk.....	5	\$1,860	14	\$1,860	15	\$1,860	
Draftsman.....	1	1,860	1	1,860	1	1,860	
Inspectors.....	2	1,800	3	1,800	4	1,800	
Surveyors.....							
Foreman.....							
Clerk.....	1	1,800	1	1,800	1	1,800	
Inspector.....							
Overseer.....							
Surveyman.....							
Clerks.....	1	1,740	1	1,740	1	1,740	
Inspectors.....							
Salary range, \$1,500 to \$1,860; average, \$1,680—							
Surveyors.....	1	1,680	3	1,680	1	1,680	
Clerks.....	1	1,680	1	1,680	1	1,680	
Inspectors.....	3	1,680	6	1,680	2	1,620	
Do.....					3	1,620	
Surveyors.....					1	1,620	
Clerk.....	1	1,620	1	1,620	1	1,560	
Do.....					1	1,560	
Surveyors.....							
Salary range, \$1,320 to \$1,680; average, \$1,500—							
Clerk.....	1	1,500	1	1,500	1	1,500	
Surveyman.....							
Inspectors.....							
Handyman.....							
Subsurveyors.....	2	1,500	2	1,500			
Machinist helper.....			1	1,500			
Inspectors.....					1	1,440	
Surveyman.....					1	1,440	
Subsurveyors.....					2	1,428	
Clerk.....	1	1,380	1	1,380	1	1,380	
Chauffeur.....					1	1,380	
Handyman.....					1	1,320	
Machinist helper.....					1	1,320	
Salary range, \$1,140 to \$1,500; average, \$1,320—							
Subsurveyors.....			3	1,320			
Inspector.....					1	1,200	
Handymen.....					2	1,200	
Laborer.....					1	1,200	
Subinspector.....					1	1,188	
Subsurveyors.....					2	1,188	
Salary range, \$900 to \$1,140; average, \$1,020—							
Messenger.....	1	1,080	1	1,080	1	1,080	
Salary range, \$780 to \$1,020; average, \$900—							
Messenger.....	1	900	1	900	1	900	
Temporary employees (designation omitted).....	20	1,195	38	1,219	40	1,205	
Total number of employees.....	59		108		114		
Total salaries and wages.....		108,000.00		108,000.00		183,746.62	
The difference between 1927 and 1926 is due to decrease in force, \$77,000.							
Deduct expenditures for personal services included in objects named below.....		70,000.00		140,700.00		138,446.62	
Net salaries and wages.....		38,000.00		39,300.00		45,300.00	
01 Total personal services.....		38,000.00		39,300.00		45,300.00	
Supplies and materials:							
0200 Stationery and office supplies.....		800.00		1,000.00		905.85	
0210 Medical and hospital supplies.....				10.00			
0230 Fuel.....		1,000.00		2,000.00		2,857.04	
0280 Sundry supplies.....		200.00		500.00		464.19	
02 Total supplies and materials.....		2,000.00		3,510.00		4,327.08	
Communication service:							
0500 Telegraph service.....		5.00		5.00		3.47	
0510 Telephone service.....		1,000.00		1,500.00		1,334.72	
05 Total communication service.....		1,005.00		1,505.00		1,338.19	
06 Travel expenses.....		525.00		525.00		834.73	
07 Transportation of things (service).....		1,000.00		3,000.00		5,403.46	
Printing and binding:							
0810 Lithographing, engraving, and engrossing.....				1,200.00		1,191.15	
0830 Photographing and making photographs and prints.....		100.00		100.00		115.07	
08 Total printing and binding.....		100.00		1,300.00		1,306.22	
09 Advertising and publication of notices (service).....				350.00		260.46	
10 Furnishing of heat, light, power, water, and electricity (service).....		100.00		125.00		121.26	
12 Repairs and alterations.....		2,000.00		2,000.00		2,887.60	
13 Special and miscellaneous current expenses.....							

Estimates of appropriations required for the service of the fiscal year ending June 30, 1927—Continued

General object (title of appropriation), date of acts, references to Statutes at Large, or to Revised Statutes, and estimated amount required for each detailed object				Total amount to be appropriated under each head of appropriation	Amount appropriated for the fiscal year ending June 30, 1926
<i>Increasing Water Supply, District of Columbia—Continued.</i>					
	Estimated expenditures, 1927 appropriation	Estimated expenditures, 1926 appropriation	Expended and obligated, 1925		
Equipment:					
3010 Furniture, furnishings, and fixtures.....	\$200.00	\$200.00	\$598.46		
3020 Educational, scientific, and recreational equipment.....	500.00	1,000.00	1,835.47		
3050 Other equipment.....	500.00	1,500.00	1,386.07		
30 Total equipment.....	1,200.00	2,700.00	3,820.00		
31 Land and interests in land.....		58,000.00	7,571.87		
32 Other structures.....	1,459,070.00	2,387,685.00	2,125,795.49		
Total.....	1,500,000.00	2,500,000.00	2,198,975.23		
NOTE.—The expenditure in 1925 in excess of the appropriation was made from unexpended balances of prior appropriations.					
Total, District of Columbia, excluding water service and permanent and indefinite appropriations.....				\$32,636,131.00	\$33,237,577.00
The following sums are appropriated wholly out of the revenues of the water department for expenses of the Washington Aqueduct and its appurtenances and for expenses of water department, namely:					
<i>Washington Aqueduct, District of Columbia—</i>					
For operation, including salaries of all necessary employees, maintenance and repair of Washington Aqueduct and its accessories, McMillan Park Reservoir, Washington Aqueduct tunnel, the filtration plant, the plant for the preliminary treatment of the water supply, purchase, installation and maintenance of water meters on Federal services, vehicles, and for each and every purpose connected therewith (<i>acts June 11, 1878, vol. 20, p. 104; Mar. 3, 1925, vol. 43, p. 1248</i>).....				\$192,210.00	
For ordinary repairs, grading, opening ditches, and other maintenance of Conduit Road (<i>same acts</i>).....				5,000.00	
				197,210.00	197,210.00
	Estimated expenditures, 1927 appropriation	Estimated expenditures, 1926 appropriation	Expended and obligated, 1925		
Field service:					
Salaries and wages—					
Salary range, \$3,800 to \$5,000; average, \$4,400—					
Superintendent.....	Average— No. Salary 1 \$3,800.00	Average— No. Salary 1 \$3,800.00	Average— No. Salary 1 \$3,300.00		
Salary range, \$2,400 to \$3,000; average, \$2,700—					
Assistant superintendent.....	1 2,400.00	1 2,400.00	1 2,373.06		
Chief chemist.....	1 2,400.00	1 2,400.00	1 2,100.00		
Chief steam engineer.....	1 2,460.00	1 2,460.00	1 2,460.00		
Salary range, \$2,100 to \$2,700; average, \$2,400—					
First assistant chemist.....	1 2,100.00	1 2,100.00	1 1,623.33		
Special officer.....	1 2,200.00	1 2,200.00	2 2,200.00		
Salary range, \$1,860 to \$2,400; average, \$2,130—					
Assistant steam engineer.....	1 2,040.00	1 2,040.00	1 2,040.00		
Draftsman.....	1 1,920.00	1 1,920.00	1 1,920.00		
Inspector.....	1 1,920.00	1 1,920.00	1 1,920.00		
Salary range, \$1,680 to \$2,040; average, \$1,860—					
Inspector.....	1 1,840.00	1 1,840.00	1 1,840.00		
Assistant steam engineers.....	2 1,760.00	2 1,760.00	2 1,760.00		
Blacksmith.....	1 1,840.00	1 1,840.00	1 1,840.00		
Machinists.....	2 1,790.00	2 1,790.00	2 1,790.00		
Chauffeur.....	1 1,840.00	1 1,840.00	1 1,840.00		
Special officer.....	1 1,800.00	1 1,800.00			
Gauge tender.....	1 1,680.00	1 1,680.00	1 1,680.00		
Salary range, \$1,500 to \$1,860; average, \$1,680—					
Special officer.....	1 1,620.00	1 1,620.00	1 1,620.00		
Timekeeper.....	1 1,500.00	1 1,500.00	1 1,500.00		
Storekeeper.....	1 1,500.00	1 1,500.00	6 812.50		
Gauge tender.....	1 1,560.00	1 1,560.00	1 1,560.00		
Gauge reader.....	1 1,500.00	1 1,500.00	1 1,500.00		
Overseers.....	3 1,560.00	3 1,560.00	3 1,560.00		
Foreman.....	1 1,560.00	1 1,560.00	1 1,560.00		
Painter.....	1 1,640.00	1 1,640.00	1 1,640.00		
Mechanic.....	1 1,640.00	1 1,640.00	1 1,640.00		
Handy men.....	2 1,560.00	2 1,560.00	2 1,560.00		
Chauffeur.....	1 1,560.00	1 1,560.00	1 1,560.00		
Machinist helper.....	1 1,560.00	1 1,560.00	1 1,560.00		
Salary range, \$1,320 to \$1,680; average, \$1,500—					
Laboratory helper.....	1 1,440.00	1 1,440.00	1 1,440.00		
Handy man.....	1 1,320.00	1 1,320.00	2 1,340.545		
Salary range, \$1,140 to \$1,500; average, \$1,320—					
Firemen.....	3 1,260.00	3 1,260.00	2 1,268.52		
Handy men.....	2 1,230.00	2 1,230.00	1 1,241.145		
Oilers.....	3 1,260.00	3 1,260.00	2 1,260.00		
Laborers.....	3 1,200.00	3 1,200.00	1 1,200.00		
Janitors.....	2 1,260.00	2 1,260.00	2 1,260.00		

Estimates of appropriations required for the service of the fiscal year ending June 30, 1927—Continued

General object (title of appropriation), date of acts, references to Statutes at Large, or to Revised Statutes, and estimated amount required for each detailed object				Total amount to be appropriated under each head of appropriation	Amount appropriated for the fiscal year ending June 30, 1926
<i>Washington Aqueduct, District of Columbia—Continued.</i>					
	Estimated expenditures, 1927 appropriation	Estimated expenditures, 1926 appropriation	Expended and obligated, 1925		
Field service—Continued.					
Salary and wages—Continued.					
Salary range, \$1,020 to \$1,260; average, \$1,140—	<i>Average—</i>	<i>Average—</i>	<i>Average—</i>		
	No. Salary	No. Salary	No. Salary		
Janitor.....	1 \$1,080.00	1 \$1,080.00	1 \$1,080.00		
Handy man.....	1 1,080.00	1 1,080.00	1 1,080.00		
Laborers.....	2 1,080.00	2 1,080.00	1 1,080.00		
Temporary employees.....	50 880.00	50 880.00	55 930.57		
Total average of employees.....	102	102	105 1/2		
Total salaries and wages.....	128,000.00	128,000.00	131,322.60		
Deduct expenditures for personal services included in objects named below.....	69,000.00	69,000.00	72,504.00		
Net salaries and wages.....	59,000.00	59,000.00	58,818.60		
01 Total personal services.....	59,000.00	59,000.00	58,818.60		
Supplies and materials:					
0200 Stationery and office supplies.....	500.00	500.00	357.18		
0220 Scientific and educational supplies.....	15,000.00	15,000.00	10,185.41		
0230 Fuel.....	26,000.00	26,000.00	25,696.05		
0280 Sundry supplies.....	3,000.00	3,000.00	3,338.71		
02 Total supplies and materials.....	44,500.00	44,500.00	39,577.35		
Communication service:					
0500 Telegraph service.....			2.25		
0510 Telephone service.....	350.00	350.00	314.23		
05 Total communication service.....	350.00	350.00	316.48		
06 Travel expenses.....			45.40		
07 Transportation of things (service).....			12.77		
10 Furnishing of heat, light, power, water, and electricity (service).....	30.00	30.00	23.20		
11 Other rents.....	1,800.00	1,800.00	1,787.98		
12 Repairs and alterations.....	75,680.00	75,680.00	83,356.45		
13 Special and miscellaneous current expenses.....	50.00	50.00	49.87		
Equipment:					
3002 Motor vehicles.....			568.50		
3010 Furniture, furnishings, and fixtures.....			406.80		
3020 Educational, scientific equipment.....	1,800.00	1,800.00	3,762.57		
3050 Other equipment.....	9,000.00	8,000.00	7,817.76		
30 Total equipment.....	10,800.00	9,800.00	12,555.63		
32 Structures.....	1,000.00	6,000.00	666.87		
Total.....	197,210.00	197,210.00	197,210.00		
<i>Emergency Fund, Washington Aqueduct, District of Columbia—</i>					
For emergency fund, to be used only in case of a serious break requiring immediate repairs in one of the more important aqueduct or filtration plant structures, such as a dam, conduit, tunnel, bridge, building, or important piece of machinery, \$5,000; all expenditures from this appropriation shall be reported in detail to Congress (acts June 11, 1878, vol. 20, p. 104; Mar. 3, 1925, vol. 43, p. 1248)				\$5,000.00	\$5,000.00
	Estimated expenditures, 1927 appropriation	Estimated expenditures, 1926 appropriation	Expended and obligated, 1925		
12 Repairs and alterations.....	\$5,000.00	\$5,000.00			
Nothing herein shall be construed as affecting the superintendence and control of the Secretary of War over the Washington Aqueduct, its rights, appurtenances, and fixtures connected with the same and over appropriations and expenditures therefor as now provided by law (same acts).					
Total, Washington Aqueduct.....				202,210.00	202,210.00

Estimates of appropriations required for the service of the fiscal year ending June 30, 1927—Continued

General object (title of appropriation), date of acts, references to Statutes at Large, or to Revised Statutes, and estimated amount required for each detailed object				Total amount to be appropriated under each head of appropriation	Amount appropriated for the fiscal year ending June 30, 1926
Water Department, District of Columbia— For revenue and inspection and distribution branches: For personal services in accordance with the Classification Act of 1923. (<i>R. S., pt. 2, p. 22, secs. 195-198; acts June 10, 1879, vol. 21, p. 9, sec. 1; Mar. 3, 1925, vol. 43, p. 1249</i>)				\$163, 460. 00	\$129, 710. 00
	Estimated expenditures, 1927 appropriation	Estimated expenditures, 1926 appropriation	Expended and obligated, 1925		
Salaries:					
Professional and scientific service—	<i>Average—</i>	<i>Average—</i>	<i>Average—</i>		
Grade 5, \$5,200 to \$6,000; average, \$5,600—	No. Salary	No. Salary	No. Salary		
Senior engineer (superintendent).....	1 \$5,600	1 \$5,400	1 \$5,200		
Grade 4, \$3,800 to \$5,000; average, \$4,400—					
Engineer.....	1 4,000	1 4,000	1 3,800		
Grade 3, \$3,000 to \$3,600; average, \$3,300—					
Associate engineers.....	2 3,100	2 3,100	2 3,000		
Grade 2, \$2,400 to \$3,000; average, \$2,700—					
Assistant engineers.....	2 2,550	2 2,550	2 2,400		
Subprofessional service—					
Grade 6, \$1,860 to \$2,400; average, \$2,100—					
Senior engineering aid.....	1 1,920	1 1,860	1 1,860		
Grade 5, \$1,680 to \$2,040; average, \$1,860—					
Engineering draftsmen.....	2 1,740	2 1,680	2 1,680		
Grade 4, \$1,500 to \$1,860; average, \$1,680—					
Assistant engineering field aids.....	2 1,560	2 1,500	2 1,500		
Grade 3, \$1,320 to \$1,680; average, \$1,500—					
Junior scientific aid.....	1 1,380	1 1,320	1 1,320		
Grade 2, \$1,140 to \$1,500; average, \$1,320—					
Apprentice engineering field aids.....	2 1,200	2 1,140	2 1,140		
Clerical, administrative, and fiscal service—					
Grade 9, \$3,000 to \$3,600; average, \$3,300—					
Senior administrative assistant (water registrar).....	1 3,100	1 3,100	1 3,000		
Grade 8, \$2,100 to \$2,700; average, \$2,400—					
Principal clerk.....	1 2,400	1 2,400	1 2,100		
Grade 5, \$1,860 to \$2,400; average, \$2,100—					
Senior clerk.....	1 1,920	1 1,920	1 1,860		
Grade 4, \$1,680 to \$2,040; average, \$1,860—					
Clerks.....	2 1,860	2 1,680	2 1,710		
Grade 3, \$1,500 to \$1,860; average, \$1,680—					
Assistant clerks.....	10 1,620	10 1,590	10 1,524		
Grade 2, \$1,320 to \$1,680; average, \$1,500—					
Junior clerks.....	26 1,418	26 1,378	26 1,334		
Grade 1, \$1,140 to \$1,500; average, \$1,320—					
Underclerk.....	4 1,185	4 1,155	4 $\frac{1}{2}$ 1,140		
Custodial service—					
Grade 8, \$1,860 to \$2,400; average, \$2,100—					
Principal mechanic.....	1 2,000	1 2,000	$\frac{1}{2}$ 1,860		
Grade 7, \$1,680 to \$2,040; average, \$1,860—					
Senior mechanics (steam engineers).....	3 2,040	3 2,040	3 2,040		
Grade 6, \$1,500 to \$1,860; average, \$1,680—					
General foreman of laborers (assistant foreman).....	1 1,560	1 1,560	1 1,560		
Mechanics (assistant steam engineers).....	3 1,740	3 1,740	3 1,740		
Grade 4, \$1,140 to \$1,500; average, \$1,320—					
Undermechanic.....	3 1,420	3 1,420	3 $\frac{1}{2}$ 1,420		
Grade 3, \$1,020 to \$1,260; average, \$1,140—					
Messengers.....	3 1,060	3 1,060	3 1,020		
Watchmen.....	2 1,140	2 1,140	2 1,140		
Minor mechanics.....	4 1,200	4 1,200	4 1,200		
Total average number annual employees.....	79	79	79 $\frac{1}{2}$		
Total salaries.....	130,560.00	129,360.00	126,025.00		
TRANSFER OF PER DIEM POSITIONS					
Professional and scientific service—					
Grade 3, \$3,000 to \$3,600; average, \$3,300—					
Associate engineer (pitometer operator).....	1 3,100				
Grade 2, \$2,400 to \$3,000; average, \$2,700—					
Assistant engineers (levelers).....	2 2,500				
Subprofessional service—					
Grade 3, \$2,400 to \$3,000; average, \$2,700—					
Chief engineering aids (enginemen).....	2 2,500				
Grade 6, \$1,860 to \$2,400; average, \$2,100—					
Senior engineering aids.....	2 1,920				
Grade 5, \$1,680 to \$2,040; average, \$1,860—					
Engineering draftsmen.....	1 1,800				
Clerical, administrative, and fiscal service—					
Grade 3, \$1,500 to \$1,860; average, \$1,680—					
Assistant clerks.....	2 1,860				
Grade 2, \$1,320 to \$1,680; average, \$1,500—					
Junior clerks.....	5 1,464				
Custodial service—					
Grade 9, \$2,100 to \$2,700; average, \$2,400—					
Assistant mechanical superintendent (inspector).....	1 2,300				
Total transfer of per diem positions.....	16				
Total salaries of per diem positions.....	32,900				
Total average number of employees.....	95	79	79 $\frac{1}{2}$		
Total personnel services.....	163,460	129,360	126,025		
The difference between 1927 and 1926 is due to—					
Increase in salaries.....	\$1,200				
Transfer of per diem positions.....	32,900				
Total.....	34,100				

Estimates of appropriations required for the service of the fiscal year ending June 30, 1927—Continued

General object (title of appropriation), date of acts, references to Statutes at Large, or to Revised Statutes, and estimated amount required for each detailed object	Total amount to be appropriated under each head of appropriation			Amount appropriated for the fiscal year ending June 30, 1926
Water Department, District of Columbia—Continued.				
For maintenance of the water department distribution system, including pumping stations and machinery, water mains, valves, fire and public hydrants, water meters, and all buildings and accessories, and the purchase and maintenance of motor trucks, purchase of fuel, oils, waste, and other materials, and the employment of all labor necessary for the proper execution of this work; and for contingent expenses, including books, blanks, stationery, printing, postage, damages, purchase of technical reference books, and periodicals, not to exceed \$75, and other necessary items, \$10,000; in all, for maintenance (<i>R. S., pt. 2, p. 22, secs. 195-198; acts June 10, 1879, vol. 21, p. 9, sec. 1; Mar. 3, 1925, vol. 43, p. 1249</i>)				
	Estimated expenditures, 1927 appropriation	Estimated expenditures, 1926 appropriation	Expended and obligated, 1925	
	Number	Number	Number	
Mechanics, \$8 to \$4.48 per day	67	67	67	
Skilled laborers, \$4.48 to \$4 per day	90	90	80	
Laborers, \$3.84 to \$3.04 per day	50	50	68	
	\$302,000.00	\$302,000.00	\$306,399.04	
Assistant engineers, draftsmen, levelers, etc.		25,000.00	21,447.19	
Maintenance of motor cycles	312.00	312.00	221.00	
Total services	302,312.00	327,312.00	328,057.23	
Allotment for contingent expenses	10,000.00	10,000.00	9,098.46	
Allotments to other District of Columbia departments	1,200.00	1,200.00	1,049.87	
Auto trucks, purchase and maintenance	20,000.00	20,000.00	23,867.52	
Boxes, buffalo	300.00	300.00	148.50	
Coal	55,000.00	55,000.00	53,970.00	
Tickets, car	800.00	800.00	550.00	
Castings, miscellaneous	3,000.00	3,000.00	3,256.55	
Cement, sand, and gravel	1,500.00	1,500.00	1,316.95	
Cocks, curb, and corporation	4,000.00	4,000.00	12,413.00	
Pipe and fittings, galvanized	4,000.00	4,000.00	3,925.22	
Gasoline	10,000.00	10,000.00	8,850.00	
Kerosene	2,000.00	2,000.00	1,892.00	
Lumber	3,000.00	3,000.00	3,162.50	
Lead, pig	5,000.00	5,000.00	4,614.00	
Jute	800.00	800.00	528.25	
Meter repair parts	15,000.00	15,000.00	14,919.22	
Oil, cylinder	1,200.00	1,200.00	1,122.69	
Other oils and greases	1,000.00	1,000.00	1,000.24	
Pipe, cast-iron	1,000.00	1,000.00	1,448.00	
Pipe, lead	500.00	500.00	787.28	
Castings, special	3,000.00	3,000.00	2,650.00	
Waste, cotton, and cheesecloth	800.00	800.00	858.40	
Castings, valve	3,000.00	3,000.00	3,793.35	
Pumping equipment and repairs	10,000.00	10,000.00	9,967.58	
Castings, valve	5,000.00	5,000.00	5,515.30	
Miscellaneous	5,000.00	5,000.00	52,584.27	
	468,012.00	498,012.00	551,346.38	
Less repayments	18,012.00	40,012.00	105,577.20	
Unexpended balance	450,000.00	447,000.00	445,769.18	
Total	450,000.00	447,000.00	450,000.00	
Maintenance (\$10,000 allotment for contingent expenses):				
Allotments to other District of Columbia departments	500.00	500.00	250.00	
Books of reference	75.00	75.00	17.00	
Printing	3,600.00	3,600.00	3,606.29	
Stamps, postage	1,000.00	1,000.00	1,000.00	
Stationery	2,000.00	2,000.00	1,606.98	
Typewriters and repairs	300.00	300.00	62.16	
Office equipment	1,000.00	1,000.00	1,824.66	
Miscellaneous	1,525.00	1,525.00	733.40	
	10,000.00	10,000.00	9,098.46	
Less repayments			9.37	
Unexpended balance			9,099.09	
	10,000.00	10,000.00	910.91	
25,000 allotment under sec. 4, for employment of assistant engineers, draftsmen, computers, etc.:				
Draftsmen (2) \$1,860 per annum		3,720.00	2,152.15	
Levelers (2), \$2,400 per annum		4,800.00	4,780.00	
Computer (1), \$1,860 per annum		1,860.00	1,710.00	
Computer (1), \$1,800 per annum		1,800.00	450.00	
Computer (1), \$1,680 per annum		500.00	420.00	
Computers (4), \$1,320 per annum		5,300.00	5,259.84	
Copyist (1), \$1,680 per annum		1,680.00	1,710.00	
Copyist (1), \$1,680 per annum		1,680.00	1,675.33	
Copyist (1), \$1,500 per annum		500.00	375.00	
Inspector (1), \$2,400 per annum		2,400.00	2,400.00	
Allotment to purchasing office		280.00	298.87	
Allotment to surface division		200.00	216.00	
Total		25,000.00	21,447.19	
NOTE.—The foregoing positions are carried under personal services in accordance with the classification act of 1923, water department, pursuant to sec. 4 of the District appropriation act for the fiscal year 1923.				

NOTE.—The foregoing positions are carried under personal services in accordance with the classification act of 1923, water department, pursuant to sec. 4 of the District appropriation act for the fiscal year 1926.

Estimates of appropriations required for the service of the fiscal year ending June 30, 1927—Continued

(General object (title of appropriation), date of act, references to Statutes at Large, or to Revised Statutes, and estimated amount required for each detailed object)

Total amount to be appropriated under each head of appropriation

Amount appropriated for the fiscal year ending June 30, 1926

Water Department, District of Columbia—Continued.

For extension of the water department distribution system, laying of such service mains as may be necessary under the assessment system (*R. S.*, pt. 2, p. 22, secs. 195-198; acts June 10, 1879, vol. 21, p. 9, sec. 1; Mar. 3, 1925, vol. 43, p. 1249)

\$250,000.00

\$175,000.00

	Estimated expenditures, 1927 appropriation	Estimated expenditures, 1926 appropriation	Expended and obligated, 1925
	Number	Number	Number
Mechanics, \$7.04 to \$4.48 per day.....	25	25	25
Skilled laborers, \$4.16 to \$4 per day.....	70	70	70
Laborers, \$3.84 to \$3.04 per day.....	132	132	132
Total services.....	\$105,000.00	\$80,000.00	\$85,170.70
Pipe, cast iron.....	125,000.00	75,000.00	98,100.00
Castings, special.....	6,000.00	6,000.00	5,810.50
Lead, pig.....	7,000.00	7,000.00	6,785.80
Cement, sand, and gravel.....	150.00	150.00	147.80
Casings, valve.....	500.00	500.00	565.25
Miscellaneous.....	6,350.00	6,350.00	7,591.23
	250,000.00	175,000.00	201,171.28
Less repayments.....			1,406.81
Unexpended balance.....			199,764.47
			235.53
Total.....	250,000.00	175,000.00	200,000.00

The rates of assessment for laying or constructing water mains and service sewers in the District of Columbia under the provisions of the act entitled "An act authorizing the laying of water mains and service sewers in the District of Columbia, the levying of assessments therefor, and for other purposes," approved April 22, 1904, are hereby increased from \$1.25 to \$2, and \$1 to \$1.50, respectively, per linear front foot for any water mains and service sewers constructed or laid during the fiscal year [1926] 1927.

For installing water meters on services to private residences and business places as may not be required to install meters under existing regulations, as may be directed by the commissioners; said meters at all times to remain the property of the District of Columbia (*same acts*)

30,000.00

30,000.00

	Estimated expenditures, 1927 appropriation	Estimated expenditures, 1926 appropriation	Expended and obligated, 1925
	Number	Number	Number
Mechanics, \$8 to \$6.08.....	6	6	6
Skilled laborers, \$4 per day.....	12	12	12
Laborers, \$3.60 per day.....	3	3	3
Total services.....	\$11,000.00	\$11,000.00	\$10,690.76
Water meters.....	14,000.00	14,000.00	13,600.00
Frames and covers.....	800.00	800.00	793.00
Pipe, terra-cotta.....	900.00	900.00	974.10
Fittings, galvanized.....	2,400.00	2,400.00	2,446.10
Cocks, stop.....	400.00	400.00	358.00
Miscellaneous.....	500.00	500.00	1,026.28
	30,000.00	30,000.00	29,918.24
Less repayments.....			131.63
Unexpended balance.....			29,786.61
			213.39
Total.....	30,000.00	30,000.00	30,000.00

Estimates of appropriations required for the service of the fiscal year ending June 30, 1927—Continued

General object (title of appropriation), date of acts, references to Statutes at Large, or to Revised Statutes, and estimated amount required for each detailed object	Total amount to be appropriated under each head of appropriation	Amount appropriated for the fiscal year ending June 30, 1925
Water Department, District of Columbia—Continued.		
For installing fire and public hydrants, machinery, and appurtenances required for necessary extensions (<i>R. S., pt. 2, p. 22, secs. 195-198; acts June 10, 1879, vol. 21, p. 9, sec. 1; Mar. 3, 1925, vol. 43, p. 1249</i>)	\$25,000.00	\$23,000.00

Estimates of appropriations required for the service of the fiscal year ending June 30, 1927—Continued

General object (title of appropriation), date of acts, references to Statutes at Large, or to Revised Statutes, and estimated amount required for each detailed object	Total amount to be appropriated under each head of appropriation	Amount appropriated for the fiscal year ending June 30, 1926
<hr/>		
<i>Water Department, District of Columbia -Continued.</i>		
[For laying six thousand five hundred feet of sixteen-inch main in Grant Street from Forty-eighth to Fiftieth Streets; Fifty-third Street from Grant to Foote Streets; Foote Street from Fifty-third to Fifty-sixth Streets; Fifty-sixth Street from Foote to Dix, and east in Dix Street to Eastern Avenue].		\$42, 000. 00
	Estimated expenditures, 1926 appropriation	
Labor.....	\$18, 000	
Pipe and specials.....	19, 000	
Lead, pig.....	2, 200	
Valves.....	250	
Miscellaneous.....	2, 550	
Total.....	42, 000	
<hr/>		
[For laying one thousand two hundred feet of sixteen-inch main in I Street from Sixth to Eighth Streets, and south in Eighth Street to H Street, Northwest].		13, 000. 00
	Estimated expenditures, 1926 appropriation	
Labor.....	\$6, 000	
Pipe and specials.....	3, 700	
Lead, pig.....	450	
Valves.....	200	
Miscellaneous.....	2, 650	
Total.....	13, 000	
<hr/>		
<i>For five thousand seven hundred feet of sixteen-inch main in Sixteenth Street Northwest, from Meridian to Fuller Streets Northwest, west in Fuller Street and Columbia Road to Eighteenth Street Northwest (submitted).</i>		\$54, 150. 00
	Estimated expenditures, 1927 appropriation	
Labor.....	\$16, 680	
Pipe, cast iron.....	23, 375	
Castings, special.....	3, 000	
Valves.....	1, 500	
Lead, pig.....	2, 000	
Miscellaneous.....	7, 595	
Total.....	54, 150	
<hr/>		
<i>For two thousand one hundred and fifty feet of twenty-four-inch main in B Street between Fourteenth and Seventeenth Streets Northwest (submitted).</i>		29, 025. 00
	Estimated expenditures, 1927 appropriation	
Labor.....	\$6, 880	
Pipe, cast iron.....	15, 050	
Castings, special.....	1, 500	
Valves.....	300	
Lead, pig.....	900	
Miscellaneous.....	4, 195	
Total.....	29, 025	

Estimates of appropriations required for the service of the fiscal year ending June 30, 1927—Continued

General object (title of appropriation), date of acts, references to Statutes at Large, or to Revised Statutes, and estimated amount required for each detailed object	Total amount to be appropriated under each head of appropriation	Amount appropriated for the fiscal year ending June 30, 1926																
Water Department, District of Columbia -Continued.																		
<i>For one thousand nine hundred feet of 18-inch main in H Street Northwest, from Eighth to Thirteenth Streets (submitted)</i>	\$19,371. 00																	
<table><tr><td></td><td>Estimated expenditures, 1927 appropriation</td></tr><tr><td>Labor.....</td><td>\$6, 180</td></tr><tr><td>Pipe, cast iron.....</td><td>7, 125</td></tr><tr><td>Castings, special.....</td><td>1, 500</td></tr><tr><td>Valves.....</td><td>300</td></tr><tr><td>Lead, pig.....</td><td>600</td></tr><tr><td>Miscellaneous.....</td><td>3, 686</td></tr><tr><td>Total.....</td><td>19, 371</td></tr></table>		Estimated expenditures, 1927 appropriation	Labor.....	\$6, 180	Pipe, cast iron.....	7, 125	Castings, special.....	1, 500	Valves.....	300	Lead, pig.....	600	Miscellaneous.....	3, 686	Total.....	19, 371		
	Estimated expenditures, 1927 appropriation																	
Labor.....	\$6, 180																	
Pipe, cast iron.....	7, 125																	
Castings, special.....	1, 500																	
Valves.....	300																	
Lead, pig.....	600																	
Miscellaneous.....	3, 686																	
Total.....	19, 371																	
<i>For nine thousand feet of 12-inch main in Alabama Avenue Southeast, from Branch Avenue to District Line (submitted)</i>	42,800. 00																	
<table><tr><td></td><td>Estimated expenditures, 1927 appropriation</td></tr><tr><td>Labor.....</td><td>\$13, 000</td></tr><tr><td>Pipe, cast iron.....</td><td>22, 100</td></tr><tr><td>Castings, special.....</td><td>1, 000</td></tr><tr><td>Valves.....</td><td>700</td></tr><tr><td>Lead, pig.....</td><td>2, 200</td></tr><tr><td>Miscellaneous.....</td><td>3, 800</td></tr><tr><td>Total.....</td><td>42, 800</td></tr></table>		Estimated expenditures, 1927 appropriation	Labor.....	\$13, 000	Pipe, cast iron.....	22, 100	Castings, special.....	1, 000	Valves.....	700	Lead, pig.....	2, 200	Miscellaneous.....	3, 800	Total.....	42, 800		
	Estimated expenditures, 1927 appropriation																	
Labor.....	\$13, 000																	
Pipe, cast iron.....	22, 100																	
Castings, special.....	1, 000																	
Valves.....	700																	
Lead, pig.....	2, 200																	
Miscellaneous.....	3, 800																	
Total.....	42, 800																	
<i>For two thousand seven hundred and fifty feet of 20-inch main in Forty-seventh Street from Upton to Brandywine Streets Northwest (submitted)</i>	25,875. 00																	
<table><tr><td></td><td>Estimated expenditures, 1927 appropriation</td></tr><tr><td>Labor.....</td><td>\$5, 500</td></tr><tr><td>Pipe, cast iron.....</td><td>13, 125</td></tr><tr><td>Castings, special.....</td><td>2, 000</td></tr><tr><td>Valves.....</td><td>700</td></tr><tr><td>Lead, pig.....</td><td>1, 350</td></tr><tr><td>Miscellaneous.....</td><td>3, 200</td></tr><tr><td>Total.....</td><td>25, 875</td></tr></table>		Estimated expenditures, 1927 appropriation	Labor.....	\$5, 500	Pipe, cast iron.....	13, 125	Castings, special.....	2, 000	Valves.....	700	Lead, pig.....	1, 350	Miscellaneous.....	3, 200	Total.....	25, 875		
	Estimated expenditures, 1927 appropriation																	
Labor.....	\$5, 500																	
Pipe, cast iron.....	13, 125																	
Castings, special.....	2, 000																	
Valves.....	700																	
Lead, pig.....	1, 350																	
Miscellaneous.....	3, 200																	
Total.....	25, 875																	
<i>For replacement of old mains in various locations, on account of inadequate size and bad condition of pipe on account of age, and laying mains in advance of pavement (submitted)</i>	50,000. 00																	
<table><tr><td></td><td>Estimated expenditures, 1927 appropriation</td></tr><tr><td>Labor.....</td><td>\$20, 000</td></tr><tr><td>Pipe, castings, valves, lead, etc.....</td><td>30, 000</td></tr><tr><td>Total.....</td><td>50, 000</td></tr></table>		Estimated expenditures, 1927 appropriation	Labor.....	\$20, 000	Pipe, castings, valves, lead, etc.....	30, 000	Total.....	50, 000										
	Estimated expenditures, 1927 appropriation																	
Labor.....	\$20, 000																	
Pipe, castings, valves, lead, etc.....	30, 000																	
Total.....	50, 000																	
<i>For purchase or condemnation of site for new third high service reservoir, embracing lots 1 to 9, inclusive, square 1762; 9 to 16, inclusive, square 1763; 25 to 32, inclusive, square 1766; 19 to 27, inclusive, square 1845, and the commissioners are hereby authorized to close all highways abutting on any or all of the above-mentioned lots</i>	75,000. 00																	
<table><tr><td></td><td>Estimated expenditures, 1927 appropriation</td></tr><tr><td>85,000 square feet of land, at 88.2 plus cents per foot.....</td><td>\$75, 000</td></tr></table>		Estimated expenditures, 1927 appropriation	85,000 square feet of land, at 88.2 plus cents per foot.....	\$75, 000														
	Estimated expenditures, 1927 appropriation																	
85,000 square feet of land, at 88.2 plus cents per foot.....	\$75, 000																	
Total, water department	1, 214, 681. 00	\$1, 027, 710. 00																

Estimates of appropriations required for the service of the fiscal year ending June 30, 1927—Continued

General object (title of appropriation), date of acts, references to Statutes at Large, or to Revised Statutes, and estimated amount required for each detailed object	Total amount to be appropriated under each head of appropriation	Amount appropriated for the fiscal year ending June 30, 1926
<p>Sec. 2. That the services of draftsmen, assistant engineers, levelers, transitmen, rodmen, chainmen, computers, copyists, overseers, and inspectors temporarily required in connection with sewer, street, street-cleaning, or road work, or construction and repair of buildings and bridges, or any general or special engineering or construction work authorized by appropriations may be employed exclusively to carry into effect said appropriations when specifically and in writing ordered by the commissioners, and all such necessary expenditures for the proper execution of said work shall be paid from and equitably charged against the sums appropriated for said work; and the commissioners in their budget estimates shall report the number of such employees performing such services, and their work, and the sums paid to each, and out of what appropriation: <i>Provided</i>, That the expenditures hereunder shall not exceed [\$165,000] \$20,000 during the fiscal year [1926] 1927.</p> <p>The commissioners are further authorized to employ temporarily such laborers, skilled laborers, drivers, hostlers, and mechanics as may be required exclusively in connection with sewer, street, and road work, and street cleaning, or the construction and repair of buildings and bridges, furniture and equipments, and any general or special engineering or construction or repair work, and to incur all necessary engineering and other expenses, exclusive of personal services, incidental to carrying on such work and necessary for the proper execution thereof, said laborers, skilled laborers, drivers, hostlers, and mechanics to be employed to perform such work as may not be required by law to be done under contract, and to pay for such services and expenses from the appropriations under which such services are rendered and expenses incurred.</p> <p>Sec. 3. That all horses, harness, horse-drawn vehicles necessary for use in connection with construction and supervision of sewer, street, street lighting, road work, and street-cleaning work, including maintenance of said horses and harness, and maintenance and repair of said vehicles, and purchase of all necessary articles and supplies in connection therewith, or on construction and repair of buildings and bridges, or any general or special engineering or construction work authorized by appropriations, may be purchased, hired, and maintained and motor trucks may be hired exclusively to carry into effect said appropriations, when specifically and in writing ordered by the commissioners; and all such expenditures necessary for the proper execution of said work, exclusive of personal services, shall be paid from and equitably charged against the sums appropriated for said work; and the commissioners in the Budget estimates shall report the number of horses, vehicles, and harness purchased, and horses and vehicles hired, and the sums paid for same, and out of what appropriation; and all horses owned or maintained by the District shall, so far as may be practicable, be provided for in stables owned or operated by said District: <i>Provided</i>, That such horses, horse-drawn vehicles, and carts as may be temporarily needed for hauling and excavating material in connection with works authorized by appropriations may be temporarily employed for such purposes under the conditions named in section 2 of this act in relation to the employment of laborers, skilled laborers, and mechanics.</p> <p>Sec. 4. [That the services of assistant engineers, draftsmen, levelers, rodmen, chainmen, computers, copyists, and inspectors temporarily required in connection with water-department work authorized by appropriations may be employed exclusively to carry into effect said appropriations, and be paid therefrom, when specifically and in writing ordered by the commissioners, and the commissioners in their Budget estimates shall report the number of such employees performing such services and their work and the sums paid to each: <i>Provided</i>, That the expenditures hereunder shall not exceed \$25,000 during the fiscal year 1926.]</p> <p>The commissioners are further authorized to employ temporarily such laborers, skilled laborers, and mechanics as may be required in connection with water-department work, and to incur all necessary engineering and other expenses, exclusive of personal services, incidental to carrying on such work and necessary for the proper execution thereof, said laborers, skilled laborers, and mechanics to be employed to perform such work as may not be required by existing law to be done under contract, and to pay for such services and expenses from the appropriation under which such services are rendered and expenses incurred.</p> <p>That any person employed under any of the provisions of this act [and of the District of Columbia appropriation act for the fiscal year 1925.] who has been employed for ten consecutive months or more, shall not be denied the leave of absence with pay for which the law provides: <i>[Provided]</i>, That estimates of appropriations for the District of Columbia shall include provision for those positions which have been filled continuously for twelve consecutive months or more as regular and not temporary employments, if, in the judgment of the commissioners, such employments will be filled throughout the fiscal year for which the estimates are submitted.]</p>		

Estimates of appropriations required for the service of the fiscal year ending June 30, 1927—Continued

General object (title of appropriation), date of acts, references to Statutes at Large, or to Revised Statutes, and estimated amount required for each detailed object	Total amount to be appropriated under each head of appropriation	Amount appropriated for the fiscal year ending June 30, 1926								
<p>Sec. 5. That the commissioners are authorized to employ in the execution of work the cost of which is payable from the appropriation account created in the District of Columbia appropriation act, approved April 27, 1904, and known as the "Miscellaneous trust fund deposits, District of Columbia," all necessary inspectors, overseers, foremen, sewer tappers, skilled laborers, mechanics, laborers, special policemen stationed at street-railway crossings, one inspector of gas fitting, two janitors for laboratories of the Washington and Georgetown Gas Light Companies, market master, assistant market master, watchman, two bookkeepers in the auditor's office, clerk in the office of the collector of taxes, horses, carts and wagons, and to hire therefor motor trucks when specifically and in writing authorized by the commissioners, and to incur all necessary expenses incidental to carrying on such work and necessary for the proper execution thereof, including the purchase of one passenger-carrying motor vehicle at a cost not to exceed \$650, and including maintenance of motor vehicles for inspection and transportation purposes, such services and expenses to be paid from said appropriation account (<i>act Mar. 3, 1925, vol. 43, p. 1261</i>).</p> <p>Sec. 6. That the commissioners and other responsible officials, in expending appropriations contained in this Act, so far as possible shall purchase material, supplies, including food supplies and equipment, when needed and funds are available, from the various services of the Government of the United States possessing material, supplies, passenger-carrying and other motor vehicles, and equipment no longer required because of the cessation of war activities. It shall be the duty of the commissioners and other officials, before purchasing any of the articles described herein, to ascertain from the Government of the United States whether it has articles of the character described that are serviceable. And articles purchased from the Government, if the same have not been used, shall be paid for at a reasonable price, not to exceed actual cost, and if the same have been used, at a reasonable price based upon length of usage. The various services of the Government of the United States are authorized to sell such articles to the municipal government under the conditions specified and the proceeds of such sales shall be covered into the Treasury as miscellaneous receipts: <i>Provided</i>, That this section shall not be construed to amend, alter, or repeal the Executive order of December 3, 1918, concerning the transfer of office materials, supplies, and equipment in the District of Columbia falling into disuse because of the cessation of war activities.</p>										
Total, District of Columbia, excluding permanent and indefinite appropriations.....	\$34, 053, 022. 00	\$34, 467, 497. 00								
INDEFINITE APPROPRIATIONS										
<p><i>Refunding Taxes, District of Columbia—</i></p> <p>For payment of amounts collected by the District erroneously on account of taxes, fines, fees, and similar charges which are returned to the respective parties who may have erroneously paid the same (chargeable to the revenues of the District of Columbia) (<i>act June 11, 1878, vol. 20, pp. 102-108, secs. 3, 4</i>)</p>	15, 000. 00	15, 000. 00								
<table><thead><tr><th></th><th>Estimated expenditures, 1927 appropriation</th><th>Estimated expenditures, 1926 appropriation</th><th>Expended and obligated, 1926</th></tr></thead><tbody><tr><td>Expenditures.....</td><td>\$15, 000. 00</td><td>\$15, 000. 00</td><td>\$32, 577. 25</td></tr></tbody></table>		Estimated expenditures, 1927 appropriation	Estimated expenditures, 1926 appropriation	Expended and obligated, 1926	Expenditures.....	\$15, 000. 00	\$15, 000. 00	\$32, 577. 25		
	Estimated expenditures, 1927 appropriation	Estimated expenditures, 1926 appropriation	Expended and obligated, 1926							
Expenditures.....	\$15, 000. 00	\$15, 000. 00	\$32, 577. 25							
<p><i>Extension, etc., of Streets and Avenues, District of Columbia—</i></p> <p>In the various appropriations on account of extension of streets and avenues in the District of Columbia it has been the practice to make the payment of the amount awarded as damages resulting from condemnation proceedings indefinite, inasmuch as no estimate could be made as to the amount that would be awarded by the jury of condemnation in the several causes (chargeable to the revenues of the District of Columbia) (<i>act Mar. 3, 1899, vol. 30, p. 1345, sec. 6</i>)</p>	15, 000. 00	15, 000. 00								
<table><thead><tr><th></th><th>Estimated expenditures, 1927 appropriation</th><th>Estimated expenditures, 1926 appropriation</th><th>Expended and obligated, 1926</th></tr></thead><tbody><tr><td>Expenditures.....</td><td>\$15, 000. 00</td><td>\$15, 000. 00</td><td>\$32, 419. 90</td></tr></tbody></table>		Estimated expenditures, 1927 appropriation	Estimated expenditures, 1926 appropriation	Expended and obligated, 1926	Expenditures.....	\$15, 000. 00	\$15, 000. 00	\$32, 419. 90		
	Estimated expenditures, 1927 appropriation	Estimated expenditures, 1926 appropriation	Expended and obligated, 1926							
Expenditures.....	\$15, 000. 00	\$15, 000. 00	\$32, 419. 90							

Estimates of appropriations required for the service of the fiscal year ending June 30, 1927—Continued

General object (title of appropriation), date of acts, references to Statutes at Large, or to Revised Statutes, and estimated amount required for each detailed object				Total amount to be appropriated under each head of appropriation	Amount appropriated for the fiscal year ending June 30, 1926
SPECIAL FUNDS					
Industrial Home School Fund, District of Columbia— This fund is derived from collections made on account of farm and greenhouse products by inmates of said school, and is used for miscellaneous expenses of maintenance, etc., on account of that institution (<i>act June 11, 1896, vol. 29, p. 411, sec. 91</i>)				\$2,000.00	\$2,000.00
	Estimated expenditures, 1927 appropriation	Estimated expenditures, 1926 appropriation	Expended and obligated, 1925		
Expenditures.....		\$2,000.00	\$5,890.44		
Militia Fund from Fines, District of Columbia— This fund is derived from fines imposed upon officers and men of the District Militia, and is used for the payment of clerical and miscellaneous expenses of the said militia (<i>act Mar. 1, 1901, vol. 31, p. 845, sec. 1</i>).					
Escheated Estates Relief Fund, District of Columbia— This fund is derived from proceeds of sale of effects of deceased persons in the District who died leaving no heirs or next of kin, and is expended for the benefit of the poor of the District (<i>act Mar. 3, 1901, vol. 31, p. 1251, sec. 383</i>).					
Teachers' Retirement Fund Deductions, District of Columbia— Indefinite appropriation of the amounts deducted from the basic salaries of teachers of the public schools of the District of Columbia, to be deposited in the Treasury of the United States to the credit of an individual account of the teacher from whose salary the deduction is made. The fund thus created to be held and invested until paid out as provided in the acts of Congress in relation thereto (<i>acts Jan. 15, 1920, vol. 41, p. 387, secs. 1, 2; June 5, 1920, vol. 41, p. 852, sec. 1</i>)				175,000.00	175,000.00
	Estimated expenditures, 1927 appropriation	Estimated expenditures, 1926 appropriation	Expended and obligated, 1925		
Expenditures.....	\$175,000.00	\$175,000.00	\$288,051.72		
Miscellaneous Trust-Fund Deposits, District of Columbia— This fund is derived from deposits made by property owners, corporations, and others on account of work to be performed by the District in connection with cuts in streets, special sewers, and various engineering projects, the whole cost of which is payable by the depositor; there are also carried in this account several bequests for the benefit of certain charitable and religious institutions, and as a fund to provide awards for prizes for excellence in school work (<i>act Apr. 27, 1904, vol. 33, p. 388, sec. 1</i>)				771,557.00	763,356.00
	Estimated expenditures, 1927 appropriation	Estimated expenditures, 1926 appropriation	Expended and obligated, 1925		
Expenditures.....	\$771,557.00	\$763,356.00	\$1,221,722.93		
Washington Redemption Fund, District of Columbia— This fund is derived from the collections on account of payments made by persons redeeming their property which has been previously sold for taxes; payments from this fund are made to the various holders of certificates representing purchases of such unpaid taxes (<i>act June 11, 1878, vol. 20, pp. 102-108, secs. 1-15</i>)				125,000.00	125,000.00
	Estimated expenditures, 1927 appropriation	Estimated expenditures, 1926 appropriation	Expended and obligated, 1925		
Expenditures.....	\$125,000.00	\$125,000.00	\$337,906.12		

Estimates of appropriations required for the service of the fiscal year ending June 30, 1927—Continued

General object (title of appropriation), date of acts, references to Statutes at Large, or to Revised Statutes, and estimated amount required for each detailed object				Total amount to be appropriated under each head of appropriation	Amount appropriated for the fiscal year ending June 30, 1926
Permit Fund, District of Columbia— This fund is derived from deposits made by property owners for various improvements, sewers, etc., of which the half cost is paid by said owner (act Aug. 7, 1894, vol. 28, p. 247, sec. 1).				\$20,000.00	\$20,000.00
	Estimated expenditures, 1927 appropriation	Estimated expenditures, 1926 appropriation	Expended and obligated, 1925		
Expenditures.....	\$20,000.00	\$20,000.00	\$72,063.31		
Policemen and Firemen's Relief Fund, District of Columbia— This fund consists of fines imposed upon members of the police and fire departments by way of discipline; rewards, gifts, and emoluments received for extraordinary services; a deduction of 2½ per cent of the monthly salary of each member of said departments; donations; net proceeds of sale of unclaimed property; any deficiencies in said fund being paid from the general revenues of the District of Columbia. Payments are made to pensioners under said fund pursuant to law (acts Feb. 25, 1885, vol. 23, pp. 316, 317, sec. 1; Sept. 1, 1916, vol. 39, p. 718, sec. 12; Sept. 8, 1916, vol. 39, p. 809, sec. 1).				450,000.00	450,000.00
	Estimated expenditures, 1927 appropriation	Estimated expenditures, 1926 appropriation	Expended and obligated, 1925		
Expenditures:					
From appropriation.....	\$450,000	\$450,000	\$400,000		
From fund.....			80,531		
Surplus Fund, District of Columbia— This fund is derived from amount of surplus paid at tax sales by purchasers of tax-sale certificates on account of property sold for taxes; upon the redemption of the property by the owner the surplus reverts to the original depositor (act June 11, 1878, vol. 20, pp. 102-108, secs. 1-15).					
Outstanding Liabilities, District of Columbia— This fund is derived from funds to the credit of disbursing officers of the District to meet checks issued and outstanding for a period of three years and over, the said funds being transferred from the disbursing officers' official credit to the credit of this fund (act Apr. 28, 1904, vol. 33, p. 574, secs. 1, 2).					
Redemption of Tax-Lien Certificates, Redemption of Assessment Certificates, Washington Special Tax Fund— These funds are created in connection with tax system under acts of Congress and represent moneys deposited for the redemption of the various certificates of the District issued thereunder. No expenditure is anticipated on account of said funds during 1927 (act June 11, 1878, vol. 20, pp. 102-108, secs. 1-15).					
Total, permanent and indefinite appropriations under District of Columbia.....				1,573,557.00	1,565,356.00
Total under District of Columbia.....				35,626,579.00	36,032,853.00

INDEX

A		Page		Page
Accounts—			Allotment of lands, under act of February 8, 1887.....	443
And Deposits, Commissioner of.....	854		Allotting, Indian reservations, surveying and.....	443
Bureau of, Post Office Department, salaries.....	790		Allowance—	
Division of, Department of Agriculture, salaries.....	105		For clerks at consulates.....	823
Supplies and, Navy.....	759-763		To widows or heirs of Foreign Service officers who die	
Acquisition of additional forest lands, expenses.....	302		abroad.....	827
Acting assistant surgeons, pay.....	907		Almanac Office, nautical, salaries.....	753
Adjusted compensation act, World War.....	103		Ambassadors and ministers, salaries.....	818
Adjutant General's Office, salaries.....	955		American Battle Monuments Commission, expenses.....	34
Admeasurement, of vessels.....	346		American convicts, expenses of prisons for.....	840
Administration—			American ethnology, Smithsonian Institution.....	77
Affairs of the Five Civilized Tribes.....	538		American Republics, International Union of.....	831
Warehouse act.....	282		American seamen—	
Advertising sales, Indian lands.....	444		Pay of consular officers for services to.....	842
Advisory Committee for Aeronautics, National.....	70		Relief and protection.....	826
Aeronautics—			Shipwrecked, rescuing.....	828
Bureau of, Navy Department.....	770		Ammunition—	
Military.....	1001		Increase of the Navy.....	780
National Advisory Committee for.....	70		Ordnance stores, Army.....	1035
Affairs of the Five Civilized Tribes, administration of.....	538		Vessels of the Navy.....	780
Aged and Infirm, District of Columbia, Home for.....	1297		Anacostia River, D. C., improvement of flats.....	1303
Agencies, Indian, buildings at, and repairs.....	440		Animal Industry—	
Agents, Internal-revenue, salaries and expenses.....	886		Bureau of, salaries and expenses.....	130-145
Agricultural Department—			Meat inspection.....	143
Miscellaneous items.....	300		Annapolis, Md., engineering experimental station.....	754
Permanent appropriations.....	319		Annual expenses, Cape Spatet Light.....	828
Printing and binding.....	110		Annual Tables of Constants, International Commission on.....	831
Salaries and expenses.....	105-320		Antietam battle field, preservation of.....	1087
Agricultural Economics, Bureau of, salaries and expenses.....	266-286		Antitrust laws, enforcement of.....	683
Agricultural experiment stations, expenses.....	111-118		Apache Indians, Oklahoma, withdrawal of funds of.....	447
Agricultural extension work, cooperative.....	124		Appendix, governmental functions, definition of.....	A3
Agricultural Institute, International, at Rome, Italy.....	832		Appliances, for disabled soldiers.....	1095
Aid of schools—			Appointments, Division of, salaries.....	868
Five Civilized Tribes.....	597		Appropriations—	
Indian public schools, Utah.....	509		Available during fiscal year 1925.....	A57
Air mail service, contract.....	806		Recommended, and made by Congress, 1926 and 1925.....	A55
Airplane service between New York and San Francisco.....	803		Appropriations, statement of—	
Air Service—			House of Representatives.....	9
Army.....	1001		Senate.....	9
Chief of, salaries, office of.....	1007		Aqueduct, Washington, D. C.....	1313
Alaska—			Arapaho Indians, northern, in Montana, support of.....	544
Boundary between Canada and.....	830		Arbitration, International Bureau of, Permanent Court of.....	831
Care and custody of insane of.....	659		Architect, supervising, salaries, office of.....	935
Contingent expenses, Territory of.....	658		Architect of the Capitol—	
Construction and operation of railroads.....	660		Salaries, office of.....	10
Education of natives of.....	654		Expenses under.....	10-13
Fisheries service.....	393, 399, 400		Arizona—	
Indigent in.....	32		Miscellaneous Indian funds.....	550
Inspecting mines in.....	406		Support of Indians in.....	525
Legislative expenses.....	659		Arlington Building, operating expenses, repairs, salaries.....	92
Medical relief for natives of.....	655		Arlington Memorial Bridge Commission, expenses.....	35
Mining investigations, Bureau of Mines.....	406		Armament—	
Protecting seal and salmon fisheries of.....	399		And armor, increase of the Navy.....	780
Public schools, Alaska fund.....	664		Field Artillery.....	1038
Railroad fund.....	660		Fortifications.....	1042
Redistribution, funds for indigent.....	32		Panama Canal.....	1044
Reindeer for.....	656		Arming and equipping National Guard.....	1070
River steamers, operation of.....	660		Armor and armament, increase of the Navy.....	780
Roads, bridges, and trails, construction.....	1098, 1114		Armory, drill pay.....	1073
Salaries of judges, marshals, attorneys, and clerks,			Arms—	
Territory of.....	692		Manufacture of.....	1036
Salary of governor, Territory of.....	657		Uniforms, equipment, etc., National Guard.....	1073
Star route service.....	802		Army—	
Suppressing traffic in intoxicating liquors.....	660		Air Service.....	1001
Alaska-Washington military cable and telegraph system,			Contingencies.....	950
extension, etc., of.....	1094		Incidental expenses.....	971
Albuquerque, N. Mex., support of Indian school.....	488		Pay, etc.....	958
Aliens, immigration of.....	824		Pay of, deposit fund.....	963
Alien Property Custodian—			Pensions.....	591
Printing and binding.....	33		Proving grounds.....	1040
Salaries and expenses, office of.....	32		Regular supplies of.....	965

	Page		Page
Army—Continued.		Bridges—	
Signal Service.....	994	Across Potomac River at Georgetown, D. C.....	1220
Subsistence.....	964	Alaska, repair and maintenance.....	1098, 1114
Transportation of, and of its supplies.....	974	District of Columbia.....	1219
War College.....	953	Mescalero Reservation, N. Mex.....	585
Army and Navy Hospital, Hot Springs, Ark., burial of indi- gent ex-soldiers.....	1089	Red Lake, Minn.....	585
Army Medical Museum, expenses.....	1011	Rock Island, Ill.....	1040
Arsenals—		Shoshone Reservation, Wyo.....	586
Repairs of.....	1041	Bringing home criminals, expenses.....	841
Rock Island bridge, Ill.....	1040	Bringing home remains—	
Testing machines.....	1040	Civil employees of the Army who die abroad and soldiers who die on transports.....	1087
Art, National Gallery of.....	85	Officers and soldiers who die abroad, Army.....	1087
Artificial limbs, furnishing.....	1094	Brooklyn, N. Y.—	
Artillery horses, Cavalry, Engineers, and.....	984	Naval supply depot.....	770
Assay offices—		Navy yard. (See New York, N. Y.).....	
Freight on bullion and coin.....	924	Budget, Bureau of the, salaries and expenses.....	879
Salaries, wages, and contingent expenses.....	931-934	Buildings—	
Assessment and permit work, District of Columbia.....	1213	Agricultural Department, rent of.....	108
Assistant attorneys, United States courts, pay of.....	695-696	And grounds, Columbia Institute for Deaf.....	669
Assistants to district attorneys, pay of.....	694	And grounds, public schools, District of Columbia.....	1245
Astrophysical Observatory, Smithsonian Institution.....	79	And grounds, St. Elizabeths Hospital.....	668
Asylum, for insane Indians at Canton, S. Dak.....	524	Auditor's, Washington, D. C., repairs, etc.....	938
Atlanta, Ga., United States penitentiary.....	704, 710-711	Butler, repairs, etc.....	938
Attorney General—		Capitol, repairs, etc.....	10
Contingent expenses, office of.....	677	Civil Service Commission, rent of.....	43
Salaries, office of.....	675	Columbia Institution for Deaf, grounds.....	669
Attorneys—		Department of Agriculture, rent of.....	108
District, United States courts, salaries, expenses, etc.....	694	Department of Commerce, rent of.....	323
Probate, for Five Civilized Tribes.....	442	Department of Justice, rent of.....	677
Auditor's Building, Washington, D. C., repairs.....	938	Department of Labor, rent of.....	715
Austria and United States, Mixed Claims Commission.....	836	House office.....	12
Automatic machine rifles, Army.....	1037	Howard University.....	672
Automotive engines, investigation of.....	372	Indian agencies and schools.....	440, 475
Aviation, Navy.....	770	Library.....	12
		Military posts.....	984
		National Museum, repairs, etc.....	84
		Public, and public parks of the National Capital, general expenses.....	74
		Public, and public parks of the National Capital, salaries.....	72
		Public, construction of (alphabetically arranged).....	936
		Public, furniture and repairs of same.....	944
		Public, general expenses.....	941
		Public, mechanical equipment.....	939
		Public, operating force for.....	942
		Public, operating supplies for.....	944
		Public, repairs and preservation.....	938
		Public vaults and safes for.....	940
		Public schools, District of Columbia.....	1238
		Quartermaster Corps, United States Army, rent of.....	992
		Remodeling, etc.....	936
		Removal of dangerous, District of Columbia.....	1211
		Senate Office.....	11
		St. Elizabeths Hospital.....	668
		Treasury Department, annual repairs, etc.....	938
		Treasury Department, rent of.....	848
		Vaults.....	940
		Where Abraham Lincoln died, repairs to.....	74
		Bullion and coin, freight on.....	924
		Bureau of Accounts, salaries.....	790
		Bureau of Aeronautics, Navy, salaries.....	770
		Bureau of Agricultural Economics, salaries and expenses.....	266-286
		Bureau of American Republics, International.....	831
		Bureau of Animal Industry, salaries and expenses.....	130-145
		Bureau of Biological Survey, salaries and expenses.....	249-257
		Bureau of the Census, salaries and expenses.....	341-343
		Bureau of Chemistry, salaries and expenses.....	213-224
		Bureau, Children's, salaries and expenses.....	725-729
		Bureau of Construction and Repair—	
		Naval Establishment, expenses.....	755
		Salaries.....	756
		Bureau of Dairy Industry, salaries and expenses.....	146-149
		Bureau of Education, salaries and expenses.....	652-657
		Bureau of Efficiency, salaries and expenses.....	37
		Bureau of Engineering—	
		Naval Establishment, expenses.....	753
		Salaries.....	754
		Bureau of Engraving and Printing—	
		Compensation of employees.....	900
		Materials and miscellaneous expenses.....	903
		Plate printing.....	902
		Salaries.....	899
		Bureau of Entomology, salaries and expenses.....	229-243
		Bureau of Fisheries, salaries and expenses.....	393-400

B

Bailiffs, etc.—	
District of Columbia courts, pay of.....	1275
United States courts, pay of.....	699
Bank plates, examination of national banks and.....	885
Bannock Indians, fulfilling treaties.....	543
Barracks—	
And quarters, Army.....	986
And quarters, Army, Philippine Islands.....	988
Batteries, gun and mortar.....	1022
Battle field at Antietam, preservation of.....	1087
Bean beetle, control and prevention of spread of.....	246
Binding, public printing and.....	23-25
Biological Survey, Bureau of, salaries and expenses.....	249-257
Biologic products, control.....	922
Birthplace of Lincoln, preservation of, special fund.....	1093
Birthplace of Washington, Wakefield, Va., improvements and repairs at.....	1096
Bismarck, N. Dak., Indian school.....	493
Blackfeet Agency, Mont., support of Indians of.....	532
Blackfeet Reservation, Mont., irrigation systems.....	463
Blind—	
National library for.....	1300
To promote education of.....	946
Blind children, District of Columbia, instruction of.....	1237
Board of Charities, District of Columbia, salaries and ex- penses.....	1279
Board of Children's Guardians, District of Columbia.....	1291
Board of Tax Appeals, salaries and expenses.....	36
Board of Inspection and Survey, Navy Department.....	739
Board for Vocational Education, Federal, permanent appro- priations.....	47
Boise, Idaho, assay office at, salaries, wages, and contingent.....	931
Bookkeeping and Warrants, Division of, salaries.....	856
Books—	
And maps, State Department.....	816
For judicial officers.....	702
Justice, Department of.....	676
National Museum.....	84
Public Health Service.....	911
State Department.....	816
Boston (Mass.), navy yard.....	769
Botanic Garden—	
Improving.....	14
Salaries.....	13
Boundary, Alaska and Canada.....	830
Boundary Commission, International (water), United States and Mexico.....	829
Boundary line, United States and Canada.....	830
Boys, National Training School for.....	709, 1284

Bureau of Foreign and Domestic Commerce, salaries and expenses	324
Bureau of Forestry, salaries and expenses	190 213
Bureau of Home Economics, salaries and expenses	286
Bureau of Immigration—	
Expenses	718
Salaries	717
Bureau of Indian Affairs, salaries and expenses	436-591
Bureau of Insular Affairs, salaries, office of	1013
Bureau of Interparliamentary Union for Promotion of International Arbitration, expenses	831
Bureau of Labor Statistics, salaries and expenses	716
Bureau of Lighthouses, salaries	373
Bureau of Medicine and Surgery—	
Naval Establishment, contingent	763
Salaries	765
Bureau of Militia, War Department, salaries	1074
Bureau of Mines, salaries and expenses	403 420
Bureau of Naturalization—	
Miscellaneous expenses	724
Salaries	723
Bureau of Navigation, Department of Commerce—	
Miscellaneous indefinite appropriations	351
Salaries and expenses	346 351
Bureau of Navigation—	
Naval Establishment, expenses	741 753
Salaries	746
Bureau of Ordnance—	
Naval Establishment, expenses	757
Salaries	759
Bureau of Pensions—	
Employees' retirement act	594
Salaries and expenses	592
Bureau of Permanent Court of Arbitration, International	831
Bureau of Plant Industry, salaries and expenses	150-189
Bureau for Publication of Customs Tariffs, International	829
Bureau of Public Health Service—	
Expenses	910-923
Salaries, Office of Surgeon General	906
Bureau of Public Roads, salaries and expenses	260-265
Bureau of Soils, salaries and expenses	225-229
Bureau of Standards—	
Investigation of fire-resisting properties	357
Radio research	359
Salaries and expenses	352-372
Testing large scales	369
Testing structural materials	354
Bureau of Supplies and Accounts—	
Naval Establishment, maintenance	761
Salaries	762
Bureau of the Budget, salaries and expenses	879
Bureau of Weights and Measures, International	828
Bureau of Yards and Docks—	
Naval Establishment, maintenance	766
Salaries	768
Bureau, Veterans', salaries and expenses	92-104
Bureau, Weather, salaries and expenses	125-130
Bureau, Women's, salaries and expenses	729
Burial—	
Indigent soldiers	1301
Indigent ex-soldiers, Army and Navy Hospital, Hot Spring, Ark	1089
Burial plats, Confederate, care of	1089
Burke Indian School, Fort Wingate	490
Butler Building, Washington, D. C., repairs	938
Buyers, foreign, directory of	340
C	
California—	
Miscellaneous Indian funds	553
Naval training station	743
Purchase of lands for Indians in	446
Support of Indians in	527
California Débris Commission, expenses	1097
Camps of instruction, Civilian training, Army	1080
Canada and Alaska, boundary between	830
Canada and the United States, boundary line	830
Canal Zone garrisons, hospital care	1011
Canton, S. Dak., Asylum for insane Indians at	524
Cape Sparte Light, coast of Morocco, annual expenses	828
Cape Town, foreign hospital at	835

Capitol—	Page
Architect of, etc., salaries, office of.....	10
Grounds, improving.....	11
Power plant.....	12
Repairs.....	10
Capitol police—	
Contingent fund.....	9
Salaries.....	9
Uniforms.....	9
Care—	
And maintenance, Library of Congress.....	20
And maintenance, Lincoln Memorial.....	74
And maintenance of children, District of Columbia.....	1291
And maintenance of Washington Monument.....	74
Bridges, District of Columbia.....	1219
Confederate burial plats.....	1089
Dead of the Navy.....	764
Executive Mansion.....	30
Grounds, Bureau of Standards.....	354
Indian timberlands.....	447
Indigent patients, District of Columbia.....	1285
Insane of Alaska, custody and.....	659
Insane Filipino soldiers.....	1013
Insane soldiers of Porto Rico Regiment of Infantry.....	1013
Lepers, etc., island of Guam.....	737
Mine buildings, Pittsburgh, Pa.....	416
Of the dead, Navy.....	764
Public buildings and public parks of the National Capital.....	72
Carlsbad Cave national monument.....	649
Carroll, Jennie, annuity to.....	1083
Carson, Nev.—	
Mint at, salaries, wages, and contingent.....	925
Support of Indian school.....	487
Catalogue of Scientific Literature, international.....	78
Cavalry School, Fort Riley, Kans.....	1060
Cavalry and Artillery, horses for Engineers and.....	984
Cavite, P. I., naval station.....	770
Cemeteries, national.....	1084
Census Bureau, salaries and expenses.....	341-343
Center Market, operation and management.....	285
Central and South America, promoting commerce.....	330
Central Dispensary and Emergency Hospital, District of Columbia.....	1286
Channel, South Pass, Mississippi River, maintenance.....	1110
Chargés d'affaires ad interim, salaries.....	819
Charities, Board of, District of Columbia, salaries and expenses.....	1279
Charities and corrections, District of Columbia.....	1279-1302
Chart presentation, estimates, receipts, and appropriations, 1927.....	A1
Chattanooga and Chickamauga National Park, improvement.....	1090
Chemical Warfare Service—	
Maintenance.....	1055
Salaries, office of Chief of.....	1059
Chemistry, Bureau of, Department of Agriculture, salaries and expenses.....	213-224
Cherokee, N. C.—	
Closing affairs of Eastern Cherokees.....	446
Support of Indian school.....	492
Cheyenne Indians, Northern, in Montana, support of.....	544
Chicago, Ill., Confederate Mound, Oakwood Cemetery.....	1088
Chickamauga and Chattanooga National Park, improvement.....	1090
Chickasaw and Choctaw Indians, Oklahoma, per capita payments.....	581
Chief of Air Service, salaries, office of.....	1007
Chief of Chemical Warfare Service, salaries, office of.....	1059
Chief of Coast Artillery, salaries, office of.....	1066
Chief of Engineers, salaries, office of.....	1032
Chief of Finance, salaries, office of.....	963
Chief of Naval Operations, salaries, office of.....	739
Chief of Ordnance, salaries, office of.....	1046
Chief of Staff, salaries, office of.....	952
Children, care and maintenance of, District of Columbia.....	1291
Children's Bureau, salaries and expenses.....	725-729
Children's Guardians, Board of, District of Columbia.....	1286
Children's Hospital, District of Columbia.....	1291
Child-caring institutions, District of Columbia.....	1291
Child welfare, investigation.....	726
Chilocco, Okla., Indian School.....	496

	Page		Page
China—		Collecting—	
Soldiers' monuments or tablets in.....	1089	Internal revenue.....	886
Trade act, enforcement of.....	334	Revenue from customs.....	817
United States courts for, salaries and expenses.....	840	Seed-grain loans.....	313
Chippewa Indians—		Statistics, Census Bureau.....	342
In Minnesota, support of.....	579	Collection and editing of official papers of the Territories of the United States now in National Archives.....	818
In Minnesota, public-school tuition.....	506	Collections—	
Of the Mississippi, in Minnesota, support of.....	506	Housing Corporation.....	58
Rocky Boy's Band, Montana, support of.....	533	National Museum, preservation of.....	82
Turtle Mountain Band, North Dakota, support of.....	537	Collectors, internal-revenue, salaries and expenses.....	886
Choctaw Indians—		Colleges for agriculture and the mechanic arts.....	657
Fulfilling treaties with, Oklahoma.....	586	Colombia, payment to Government of.....	834
Per capita payments.....	581	Colorado, miscellaneous Indian funds.....	554
Purchase of lands for.....	446	Colorado River front work and levee system.....	607
Support of.....	529	Colorado River Reservation, Ariz., irrigation works.....	456
Circuit courts, salaries.....	688	Colored Children, Industrial Home School for.....	1294
Citizens, training camp, military.....	1080	Colored deaf-mutes, education of.....	1237
Civil government, Panama Canal.....	1182	Color standards, development of, Bureau of Standards.....	360
Civilian employees of the Army, who die abroad, disposition of remains of.....	1087	Columbia Hospital for Women, District of Columbia.....	1285
Civilian instruction—		Columbia Institution for the Deaf—	
Rifle ranges for, quartermaster supplies.....	1082	Buildings and grounds.....	669
Ordnance equipment for rifle ranges for.....	1083	Current expenses.....	669
Civil Service, retirement and disability fund.....	595	District of Columbia, expenses.....	1236
Civil Service Commission—		Columbia Polytechnic Institute for the Blind.....	1300
Contingent expenses.....	42	Comanche Indians, Oklahoma, withdrawal of funds of.....	447
Employees' retirement act, salaries and expenses.....	41	Command and General Staff School, Fort Leavenworth, Kans.....	954
Field force.....	40	Commerce—	
Presidential postmaster examinations, salaries and expenses.....	41	Europe and other areas, promoting.....	327
Printing and binding.....	43	Far East, promoting.....	332
Rent of building.....	43	Foreign and Domestic, salaries, etc., Bureau of.....	324
Salaries.....	38	South and Central America, promoting.....	330
Traveling expenses.....	42	Commerce, Department of—	
Claims—		Contingent expenses.....	322
Against the United States, defending suits in.....	679	Printing and binding.....	323
Commission, German Government's moiety.....	842	Rent of buildings.....	323
Commission, United States and Austria and Hungary.....	836	Salaries and expenses, offices and bureaus of.....	321-420
Commission, United States and Germany.....	836	Commercial attachés, Department of Commerce.....	325
Court of, salaries and expenses.....	690	Commission—	
For damages to and loss of private property.....	962	American Battle Monuments.....	34
Of officers, enlisted men, and nurses of the Army for destruction of private property.....	962	California Débris.....	1097
Clay products, investigation of, Bureau of Standards.....	361	Civil Service, salaries and expenses.....	38-43
Clerical assistance—		Employees' Compensation.....	44
House of Representatives.....	9	Federal Power, permanent appropriation.....	50
Senate.....	2	Federal Trade, salaries and expenses.....	52-54
Clerk hire—		Fine Arts, expenses.....	44
At consulates, allowances for.....	823	Inter-American High, United States Section.....	833
Members and Delegates, House of Representatives.....	8	International Fisheries.....	839
Shipping service.....	350	International, on Annual Tables of Constants.....	831
Steamboat Inspection Service.....	345	International Prison.....	830
Clerks—		Interstate Commerce.....	60
At consulates, allowance for.....	823	Mixed Claims, German Government's moiety.....	842
At embassies and legations.....	819	Mixed Claims, United States and Austria and Hungary.....	836
Salaries of, United States courts.....	696	Mixed Claims, United States and Germany.....	836
Clothing—		National Capital Park.....	1309
And equipage.....	969	Public Utilities, District of Columbia.....	1200
Marine Corps.....	776	Tariff.....	86
Coal and transportation, naval vessels.....	761	World War Foreign Debt.....	867
Coast and Geodetic Survey—		Commissioned officers and pharmacists, pay, Public Health Service.....	906
Field expenses.....	381	Commissioner—	
Office expenses.....	392	Accounts and Deposits, salaries, office of.....	854
Pay and allowances, commissioned officers.....	390	Crater Lake National Park, salary of.....	689
Pay and subsistence of professional seamen, enlisted men, etc.....	389	Education, salaries and expenses, office of.....	652
Repairs and maintenance of vessels.....	388	Fish and Fisheries, salary.....	393
Salaries.....	390	General Grant National Park, salary of.....	689
Coast Artillery—		General Land Office, salaries and expenses, office of.....	426
Salaries, office of Chief of.....	1066	Glacier National Park, salary of.....	689
War instruction.....	1064	Indian Affairs, salaries, office of.....	436
Coast Artillery School, Fort Monroe, Va.....	1062	Internal Revenue, salaries, office of.....	886
Coast Guard—		Labor Statistics, salaries, office of.....	716
Expenses of.....	896	Lighthouse, salaries, office of.....	373
Salaries, office of.....	895	Mount Rainier National Park, salary of.....	689
Coast Guard vessels, repairs to.....	899	Naturalization, salaries, office of.....	723
Coasters Harbor Island, R. I., Naval War College.....	745	Navigation, salaries, office of.....	346
Coco Solo, Canal Zone, submarine base.....	770	Patents, salaries and expenses, office of.....	401
Cœur d'Alene Indians, Idaho, support of.....	543	Pensions, salaries and expenses, office of.....	592-595
Coin, freight on bullion and, mints and assay offices.....	924	Public debt, salary.....	858
Coins—		Sequoia National Park, salary of.....	689
Gold, recoinage of.....	857	Yellowstone National Park, salary of.....	689
Minor, recoinage of.....	857	Yosemite National Park, salary of.....	689
Silver, recoinage of.....	857	Commissioner General of Immigration, salaries, office of.....	717

	Page	Contingent expenses—Continued.	Page
Commissioners—		Court of Claims.....	691
Conciliation, salaries and expenses.....	714	Director of the Mint, office of.....	925
Court of Claims.....	691	District of Columbia, offices of.....	1206
District of Columbia, salaries.....	1187	Employees' Compensation Commission.....	45
Indian, expenses of.....	443	Executive Office.....	30
Interstate Commerce, salaries.....	60	Federal Trade Commission.....	52
National Park.....	689	Foreign missions.....	820
Shipping, salaries.....	350	General Accounting Office.....	56
United States courts, fees.....	698	House of Representatives.....	8
Commissions—		Housing Corporation.....	57
General and special claims, United States and Mexico....	837	Hydrographic Office, Navy Department.....	748
Registers, salaries and.....	431	Interior Department.....	422
Communication on ocean steamers, wireless, enforcement of..	348	Justice, Department of.....	677
Compensation—		Labor, Department of.....	715
Employees, Bureau of Engraving and Printing.....	900	Land offices.....	431
In lieu of moieties.....	878	Library of Congress.....	19
Military and naval.....	101	Mints and assay offices.....	924-934
Compensation Board, Navy Department.....	734	National currency.....	884
Compensation fund, employees.....	46	Naval Observatory.....	750
Compiling, etc., contested-election cases.....	9	Navy Department.....	735
Comptroller of the Currency, salaries, office of.....	884	Post Office Department.....	791
Comptroller General, salaries, office of.....	54	Public buildings and public parks of the National	
Comptroller, Accounts, Post Office Department.....	790	Capital.....	74
Conciliation, Commissioners of, Department of Labor, salaries, etc.....	714	Public moneys.....	856
Confederate burial plats, care, etc., of.....	1089	Senate.....	3
Confederate Mound, Oakwood Cemetery, Chicago, Ill., care and protection of.....	1088	Shipping service.....	351
Confederated Bands of Ute Indians, Utah—		State Department.....	816
Public-school tuition.....	509	Steamboat Inspection Service.....	345
Support of.....	548	Territorial governments.....	658-663
Withdrawal of tribal funds of.....	584	Treasury Department.....	848
Confederate Stockade Cemetery, Johnstons Island, Sandusky Bay, Ohio.....	1088	War Department.....	948
Congressional Library—		Contingent fund, Capitol police.....	9
Printing and binding.....	19	Contract surgeons, mileage to officers and, Army.....	960
Salaries and expenses.....	15-18	Control—	
Constantinople, Turkey, embassy at, steam launch.....	820	Biologic products.....	922
Construction—		Spread of Mexican bean beetle.....	246
And repair of hospitals, Army.....	992	Convention, International Radiotelegraphic.....	833
And repair of vessels, Navy.....	755	Convicts—	
Increase of the Navy.....	780	American, prisoners for.....	840
Lighthouses, beacons, etc.....	378	District of Columbia, support.....	1278
Military hospitals.....	992	Coolidge Dam across Canyon of Gila River.....	455
Military posts.....	984	Cooperative Agricultural Extension Work, expenses.....	124
Public buildings (alphabetically arranged).....	936	Cooperative construction—	
Railroads in Alaska.....	660	Federal aid highway system.....	316
Roads and trails, national forests.....	319	Roads and trails, national forests.....	319
Roads and trails, national parks.....	651	Rural post roads.....	316
Roads, bridges, and trails, Alaska.....	1098	Cooperative distribution, forest planting stock.....	301
Roads, rural post.....	316	Cooperative farm forestry, Department of Agriculture.....	301
San Carlos irrigation project.....	455	Cooperative office service, district and, Bureau of Foreign and Domestic Commerce.....	328
Ships at navy yards.....	780	Coos Bay wagon road lands, protection of.....	195
Construction and Repair—		Corn borer, European, prevention of spread.....	245
Bureau of, Naval Establishment, expenses.....	755	Corrections and charities, District of Columbia.....	1279-1302
Bureau of, Navy Department, salaries.....	756	Cotton features act, enforcement of.....	279
Construction plants, navy yards and stations, improvement of.....	769	Counsel, for Pueblo Indians of New Mexico.....	445
Consular clerks, allowance for.....	823	Counterfeiting, and other crimes, suppressing.....	905
Consular officers—		Courthouses—	
Pay of, for services to American vessels and seamen.....	842	Construction of (alphabetically arranged).....	936
Transportation of, in going to and from posts.....	827	Washington, D. C., salaries of employees.....	1276
While receiving instructions, etc., salaries.....	826	Court of Appeals—	
(See also Foreign Service.)		District of Columbia, salaries and expenses.....	1277
Consular Service, emergencies in Diplomatic and.....	827	District of Columbia, salaries of employees, building for.....	1277
Consulates—		Court of Arbitration, permanent, International Bureau of.....	831
Allowance for clerk hire at.....	823	Court of Claims—	
Contingent expenses.....	823	Contingent expenses.....	691
Contagious diseases, among livestock of Indians, suppressing	449	Printing and binding.....	690
Container act, enforcement of.....	283	Salaries.....	690
Contested-election cases, compiling, etc.....	9	Court of Customs Appeals, United States, salaries and expenses.....	689
Contingencies—		Court rooms, United States courts, rent of.....	699
Army.....	950	Courts—	
Headquarters of military divisions and departments.....	953	Circuit, salaries.....	688
Military Intelligence Division, General Staff Corps.....	951	Customs Appeals, United States, salaries, etc.....	689
Rivers and harbors.....	1101	District, United States, salaries.....	688
Contingent—		District, Territory of Hawaii, salaries.....	688
Bureau of Navigation.....	741	District of Columbia.....	1269
Bureau of Yards and Docks.....	766	Indian, pay of judges.....	439
Navy.....	736	Supreme, District of Columbia, salaries and expenses.....	1274
Contingent expenses—		Supreme, United States, salaries.....	687
Assay offices.....	931-934	United States, expenses.....	699
Attorney General, office of.....	677	United States, for China, salaries and expenses.....	840
Civil Service Commission.....	42	Courts and prisons, District of Columbia.....	1269-1279
Commerce, Department of.....	322	Crater Lake National Park—	
Consulates.....	823	Improvement and protection of.....	626
		Salary, commissioner of.....	689

District of Columbia—Continued		Page	Embassies—		Page
National Zoological Park	1309		And legations, salaries of interpreters to	820	
Outstanding liabilities	1324		Clerks at	819	
Parks	1307		Quarters for student interpreters at	820	
Pay of bailiffs, etc., courts of	1275		Embassy—		
Permanent appropriations	1322-1324		At Constantinople, steam launch for	820	
Permit fund	1324		At Tokyo, rent of grounds for	822	
Permit work, assessment and	1213		Emergencies arising in the Diplomatic and Consular Service	827	
Playgrounds	1228		Emergency Fleet Corporation, expenses	91	
Policemen and firemen's relief fund	1258, 1324		Emergency fund, District of Columbia	1212	
Police court	1271		Emergency Hospital, District of Columbia	1286	
Probation system	1276		Emergency shipping fund, estimate	91	
Providence Hospital	1286		Employees—		
Public convenience stations	1222		Bureau of Engraving and Printing, compensation	900	
Public crematorium	1268		Compensation Commission	44	
Public schools	1233		Courthouse, Washington, D. C., salaries	1276	
Public Utilities Commission	1199		Court of Appeals Building, District of Columbia	1277	
Reclamation of Anacostia River Flats	1303		House of Representatives, salaries	4-8	
Redemption of assessment certificates	1324		Senate, salaries	1-3	
Redemption of tax lien certificates	1324		Employees' Compensation Commission—		
Reformatory	1280-1284		Employees' compensation fund	46	
Refund of erroneous collections	1212		Printing and binding	46	
Refunding taxes	1322		Salaries and expenses	44	
Refuse, collection and disposal of	1225		Employees' compensation fund, District of Columbia	1202	
Relief of the poor	1301		Employees' retirement act—		
Removal of dangerous buildings	1211		Expenses under, Civil Service Commission	41	
Salaries and expenses, Board of Charities	1279		Expenses under, Pension Office	594	
Salaries of employees, courthouse	1276		Employment service, Department of Labor	730	
Salaries of employees, Court of Appeals Building	1277		Encouraging industry, among Indians	449	
Salaries, offices of	1187-1308		Enforcement—		
Sewers	1222		Antitrust laws	683	
Southern Relief Society	1300		China trade act	334	
Street cleaning	1225		Cotton futures act and cotton standards act	279	
Street improvements	1213-1222		Grain futures act	298	
Suburban roads and streets, repairs of	1213		Grain standards act	280	
Support of convicts	1278		Insecticide act	288	
Support of insane	1300		National prohibition and narcotic acts	890	
Support of prisoners	1280		Navigation laws	347	
Supreme Court, salaries	1274		Packers and stockyards act	296	
Surplus fund	1324		Standard container act	283	
Teachers' retirement fund	1323		Wireless communication laws	348	
Temporary homes for former soldiers and sailors	1299		Engineer depots, United States	1014	
Traffic, Director of	1203		Engineering—		
Training school	1292		Bureau of, salaries	754	
Transportation of paupers	1302		Naval Establishment expenses	753	
Tuberculosis hospital	1287		Engineering exercises, Bureau of Navigation	742	
Washington Aqueduct	1313		Engineering experimental station, Naval Academy, Annapolis, Md.	754	
Washington Home for Incurables	1286		Engineer operations, in the field	1018	
Washington redemption fund	1323		Engineers, horses for Cavalry, Artillery, and	984	
Washington special tax fund	1323		Engineer equipment of troops	1017	
Water department	1315		Engineer School, maintenance	1016	
Water fund	1314		Engineers, Chief of, salaries, office of	1033	
Water supply, increasing	1311		Engine house, Senate and House garages, repairs	11	
Workhouse and reformatory	1280-1284		Engraving—		
Writs of lunacy	1278		And Printing, Bureau of, expenses	902-904	
Division of Accounts and Disbursements, Department of			And Printing, Bureau of, salaries	899	
Agriculture, salaries, and expenses	105		Enlisted men, Navy, recreation for	741	
Division of Bookkeeping and Warrants, salaries	856		Entomology, Bureau of, salaries and expenses	229-248	
Division of Venereal Diseases, Public Health Service	922		Epidemic diseases, preventing spread of	916	
Documents, Superintendent of, office of	27		Equipage, clothing and	969	
Domestic and Foreign Commerce, Bureau of, salaries and expenses	324-341		Equipment—		
Drainage, Quartermaster's Department	990		Bureau of Standards	353	
Duchesne County, Utah, public schools	509		Engineer troops	1017	
			Mechanical, of public buildings	939	
			Military schools and colleges	1079	
			Mine rescue cars	407	
			National Guard	1073	
			Standardization of	369	
			Equipping and arming National Guard	1070	
			Eradication—		
			Foot-and-mouth, etc., diseases of animals	311	
			Parlatoria date scale	295	
			Pink bollworm	292	
			Southern cattle ticks	136	
			Erroneous collections, District of Columbia, refund of	1212	
			Escheated estates relief fund, District of Columbia	1323	
			Ethnology, American	77	
			Europe and other areas, promoting commerce	327	
			European corn borer, prevention of spread	245	
			Examinations—		
			National banks	881	
			Rivers and harbors	1105	

E

Eastern Dispensary, District of Columbia	1286
Education—	
Blind, to promote	946
Bureau of, salaries and expenses	652-657
Of colored deaf-mutes	1237
Of natives, Alaska	654
Osage Nation	507
Sioux Nation	508
Efficiency Bureau—	
Printing and binding	38
Salaries and expenses	37
Electrical department, District of Columbia	1230
Electrical installations—	
Hawaii	1028
Panama Canal	1031
Seacoast fortifications	1022

Digitized for FRASER
<http://fraser.stlouisfed.org/>
 Federal Reserve Bank of St. Louis

	Page		Page
Fire-resisting properties, investigation of, Bureau of Standards.....	357	Fort Wingate, Charles H. Burke School.....	490
First Assistant Postmaster General, salaries, office of.....	785	Fortifications—	
Fish refuge, upper Mississippi River.....	400	Armament of.....	1042
Fisheries—		Coast Artillery war instruction.....	1064
Bureau of, salaries and expenses.....	393-400	Fire control.....	1062
International commission.....	839	Fire-control installations at seacoast defenses.....	998
Power vessel for Alaska.....	400	Gun and mortar batteries.....	1022
Five Civilized Tribes—		In insular possessions.....	1027
Aid of common schools.....	597	Panama Canal.....	1031
Administration of the affairs of.....	538	Plans for.....	1021
Attorneys for.....	442	Preservation and repair.....	1023
Indian schools for.....	507	Proving grounds, Army.....	1040
Probate attorneys for.....	442	Searchlights, etc., at seacoast defenses.....	1022
Sale of unallotted lands.....	445	Submarine mines.....	1063
Sequoyah Orphan Training School.....	497	Submarine mines in insular possessions.....	1064
Five, three, and two per cent funds to States (lands).....	435	Supplies for seacoast defenses.....	1024
Fixtures, National Museum.....	81	Fourth Assistant Postmaster General, salaries, office of.....	788
Flandreau, S. Dak., support of Indian school.....	500	Freedmen's Hospital—	
Flathead Agency, Mont., support of Indians of.....	530	District of Columbia.....	1285
Flathead Reservation, Mont., irrigation systems.....	461	Salaries, subsistence, etc.....	673
Flats, Anacostia River, D. C., improvement of.....	1303	Free Public Library, District of Columbia, salaries.....	1203
Flood control, Mississippi River and Sacramento River, Calif.....	1102, 1104	Freight—	
Florence Crittenton Home, maintenance.....	1300	On bullion and coin, mint and assay offices.....	924
Florida Seminole Indians, support of.....	528	Transportation, etc., Public Health Service.....	910
Folding speeches, House of Representatives.....	9	Fuel—	
Foot-and-mouth, etc., diseases of animals, eradication of.....	311	Executive Mansion, repairs and.....	30
Foreign and Domestic Commerce, Bureau of, salaries, etc.....	324	Navy, and transportation.....	761
Foreign buyers, directory of.....	340	Public buildings and public parks of the National Capital.....	74
Foreign Debt Commission, World War, expenses.....	867	Testing, Bureau of Mines.....	408
Foreign hospital at Cape Town.....	835	Fuel yards, Government, District of Columbia.....	417
Foreign intercourse—		Fulfilling treaties with Indian tribes—	
Permanent and indefinite appropriations.....	842	Bannocks, Idaho.....	543
Salaries and expenses.....	818-843	Choctaws, Oklahoma.....	586
Foreign loans and railroad loans, salaries and expenses.....	846	Crows, Montana.....	543
Foreign missions, contingent expenses.....	820	Navajos, Arizona, schools.....	505
Foreign service—		Pawnees, Oklahoma.....	545
Allowance to widows or heirs, of officers.....	827	St. Croix Chippewas.....	587
Inspectors, expenses of.....	822	Senecas of New York.....	586
Officers and clerks, transporting remains of.....	827	Six Nations of New York.....	586
Officers who die abroad, allowance to widows or heirs of.....	827	Furnishing—	
Post allowances to officers.....	828	Artificial limbs and appliances.....	1094
Quarters for officers assigned for language study.....	828	Senate Office Building.....	12
Salaries of officers.....	826	Furniture—	
Transportation of diplomatic and consular officers.....	827	And filing cases, Patent Office.....	403
Transporting remains of officers and clerks.....	827	And filing cabinets, Post Office Department.....	792
Foreign trade—		And fixtures, National Museum.....	81
Restrictions, investigation of.....	340	Public buildings, purchase and repair.....	944
Statistics, compiling of.....	338		
Forest—			
Planting stock.....	301		
Roads and trails.....	314		
Forest fires—			
Cooperation.....	300		
Fighting and preventing, Forest Service.....	195		
Fighting in national parks.....	650		
Forest lands, additional, acquisition of.....	302		
Forest reserves, restoration of lands in.....	433		
Forest Service—			
Department of Agriculture, salaries and expenses.....	190-213		
Permanent appropriations.....	209-213		
Forested watersheds of navigable streams, cooperative fire protection of.....	302		
Forestry, cooperative farm.....	301		
Fort Belknap Agency, Mont., support of Indians at.....	529		
Fort Belknap Reservation, Mont., irrigation system.....	460		
Fort Benning, Ga., Infantry school.....	1059		
Fort Berthold Agency, N. Dak., support of Indians of.....	536		
Fort Bidwell, Calif., Indian school.....	481		
Fort Hall Reservation, Idaho—			
Irrigation and water system.....	459		
Support of Indians of.....	528		
Fort Lafayette, N. Y., naval ammunition depot.....	770		
Fort Leavenworth, Kans., general staff school.....	954		
Fort Mifflin, Pa., naval ammunition depot.....	770		
Fort Mojave, Ariz., support of Indian school.....	475		
Fort Monroe, Va.—			
Coast Artillery School.....	1062		
Sewerage system.....	992		
Fort Peck Agency, Mont., support of Indians at.....	531		
Fort Peck Reservation, Mont., irrigation systems.....	462		
Fort Riley, Kans., Cavalry school.....	1060		
Fort Sill, Okla., Field Artillery School.....	1061		
Fort Totten, N. Dak., support of Indian school.....	494		

G

Galleries, shooting ranges and.....	992
Gallery of Art, National.....	85
Gallinger Municipal Hospital, maintenance, etc.....	1289
Canado irrigation project.....	457
Garfield Hospital, District of Columbia.....	1286
Garrisons, Canal Zone, hospital care.....	1011
Gas work, Bureau of Mines.....	412
Gauge standardization, Bureau of Standards.....	364
Gauges, dies, and jigs, manufacture of.....	1041
Gauging waters of Mississippi.....	1110
General Accounting Office—	
Printing and binding.....	56
Salaries and expenses.....	54-56
General and Special Claims Commission, United States and Mexico.....	837
General Board, salaries, Navy Department.....	734
General expenses—	
Bureau of Agricultural Economics.....	267
Bureau of Animal Industry.....	132
Bureau of Biological Survey.....	250
Bureau of Chemistry.....	215
Bureau of Dairy Industry.....	147
Bureau of Education.....	653
Bureau of Entomology.....	230
Bureau of Home Economics.....	287
Bureau of Mines.....	403
Bureau of Plant Industry.....	151
Bureau of Public Roads.....	261
Bureau of Soils.....	226
Bureau of Standards.....	353
Children's Bureau.....	728
Enforcement of the insecticide act.....	288
Experiment Stations, office of.....	111

General expenses—Continued.	Page	Hawaii, Territory of—	Page
Extension Service.....	119	Contingent expenses.....	663
Federal Horticultural Board.....	290	District court, salaries.....	688
Forest Service.....	192	Electrical installations.....	1028
Geological Survey.....	609	Legislative expenses.....	664
Indian Service.....	436	Military post.....	985
Information, Office of.....	110	National park.....	631
Library, Department of Agriculture.....	259	Seacoast batteries.....	1209
Lighthouse Service.....	393	Salaries, governor and secretary.....	663
Marine Corps.....	776	Salaries, justices and judges.....	692
Parks, improvement and care of.....	1307	Hayward, Wis., Indian school at.....	503
Public buildings.....	941	Headquarters, military departments, contingencies.....	953
Superintendent of Documents, office of.....	28	Headstones, graves of soldiers.....	1086
Weather Bureau.....	126	Health department, District of Columbia.....	1263
General Grant National Park—		Hearings in land entries, expenses.....	433
Improvement of.....	627	Heating and lighting—	
Salary of commissioner.....	689	National Museum.....	81
General Land Office—		Post Office Building.....	792
Expenses of inspectors.....	428	Heirs of deceased Indian allottees, determination of.....	441
Reproducing plats of surveys.....	430	Heirs of foreign service officers who die abroad, allowance	
Salaries and expenses.....	426-435	to widows or.....	827
General Staff School, Fort Leavenworth, Kans.....	954	Helena, Mont., assay office, salaries, wages, and contingent.....	931
General Staff College, expenses.....	953	Helium production and investigations.....	419
General Staff Corps, contingencies, Military Intelligence		High-temperature investigation, Bureau of Standards.....	367
Division.....	951	Highway Bridge across Potomac River, District of	
General Supply Committee, salaries.....	852	Columbia maintenance.....	1220
Genoa, Nebr., Indian School.....	485	Highway system, Federal aid, cooperative construction.....	316
Geodetic Survey, Coast and, salaries and expenses.....	381-392	Hogback irrigation project, Navajo Reservation, N. Mex.....	465
Geographic Board, printing and binding.....	88	Holidays, Government Printing Office, payment for.....	27
Geological Survey—		Home—	
General expenses.....	609	For Aged and Infirm, District of Columbia.....	1297
Printing, binding, and engraving.....	425	For Disabled Volunteer Soldiers, National support	
Salaries, office of.....	608	of.....	1116-1158
Georgetown University Hospital, District of Columbia.....	1287	Naval, Philadelphia, Pa.....	746
George Washington University Hospital, District of Colum-		Home Economics, Bureau of, salaries and expenses.....	286
bia.....	1287	Homes—	
German Government's moiety, expenses, Mixed Claims		National.....	1116-1158
Commission.....	842	State and Territorial, for disabled soldiers and sailors.....	1158
Germany and United States, Mixed Claims Commission.....	836	Hopi and Navajo Indians, Arizona, water supply.....	451
Gettysburg National Park, improving.....	1090	Horses for Cavalry, Artillery, and Engineers.....	984
Gila River Reservation, Ariz.—		Hospital—	
Irrigation.....	454	Central Dispensary and Emergency.....	1286
Irrigation, Pima Indian lands.....	454	Children's.....	1286
Glacier National Park, Mont.—		Columbia, for Women, and Lying-in Asylum.....	1285
Improvement, etc., of.....	628	Eastern Dispensary and Casualty.....	1286
Salary of Commissioner of.....	689	Facilities and services, Veterans' Bureau.....	104
Glass, investigation of optical, Bureau of Standards.....	362	Freedmen's and Asylum, District of Columbia.....	1286
Gold coins, recoinage of.....	857	Freedmen's, Interior Department.....	673
Government Printing Office—		Garfield, District of Columbia.....	1286
Leaves of absence.....	23	George Washington University.....	1287
Payment for holidays.....	27	Georgetown University.....	1287
Salaries.....	22	Insane, District of Columbia, support.....	1300
Governors, etc., Territories, salaries.....	657, 663	Municipal, District of Columbia.....	1289
Grain futures act, enforcement of.....	298	Naval, fund.....	765
Grain standards act, enforcement of.....	280	Providence, District of Columbia.....	1286
Grand Canyon National Park.....	630	St. Elizabeths, District of Columbia.....	1300
Grande Ronde and Siletz Agencies, Oreg., support of		Tuberculosis, District of Columbia.....	1287
Indians of.....	540	Washington Home for Incurables.....	1286
Graves of soldiers, headstones.....	1086	Hospital care, Canal Zone garrisons.....	1011
Great Britain and United States, waterways treaty.....	834	Hospitals—	
Great Lakes naval training station.....	743	Construction and repair of.....	992
Grounds—		Foreign, at Cape Town.....	835
Bureau of Standards, improvements, etc.....	354	Marine, improvements and repairs.....	937
Capitol, improving.....	11	Public Health Service, maintenance.....	911
Columbia Institution for Deaf.....	669	Hospital Department, Medical and.....	1008
Embassy at Tokyo, Japan, rent of.....	822	Hospital services, medical.....	102
Library.....	12	Hotels, operation of, Housing Corporation.....	58
Naval Observatory.....	752	Hot Springs National Park, expenses.....	632
Public schools, District of Columbia.....	1245	House of Representatives—	
Rent, Housing Corporation.....	60	Clerk hire, Members and Delegates.....	8
St. Elizabeths Hospital, District of Columbia.....	668	Contingent expenses.....	8
Guam, island of, care of lepers, etc.....	737	Contingent fund, Capitol police.....	9
Guilford Court House, National Military Park.....	1091	Folding speeches.....	9
Gun and mortar batteries, constructing.....	1022	Garages, repairs, etc.....	11
Gunnery exercises, Bureau of Navigation.....	742	Legislative counsel.....	9
		Office Building, maintenance.....	11
		Salaries and expenses, Joint Committee on Printing.....	9
		Salaries and mileage, Members and Delegates.....	4
		Salaries, officers and employees.....	4-8
		Salaries, Capitol police.....	9
		Statement of appropriations.....	9
		Housing Corporation—	
		Printing and binding.....	57
		Salaries and expenses.....	57-60

H

Hampton Roads, Va., naval training station.....	743
Harbors—	
Examinations and surveys.....	1101
Improvements, funds contributed for.....	1114
Improving.....	1099
Haskell Institute, Indian school.....	482

	Page	Indians—Continued.	Page
Howard University, maintenance.....	670	In Utah, support of.....	541
Hungary and United States, Mixed Claims Commission.....	836	Industry among.....	449
Hydrographic Bureau, International.....	835	Insane, asylum at Canton, S. Dak.....	524
Hydrographic Office—		Moneys, proceeds of labor.....	590
Contingent and miscellaneous expenses.....	748	Navajo and Hopi, water supply.....	451
Salaries.....	747	Of Blackfeet Agency, support.....	532
Hygienic Laboratory, maintenance.....	910	Of Chippewa, Turtle Mountain Band.....	587
I		Of Choctaws in Mississippi.....	529
Idaho, miscellaneous Indian funds.....	555	Of Flathead Agency, support.....	530
Immigration station, remodeling, etc.....	723	Of Fort Belknap Agency, support.....	529
Immigration—		Of Fort Berthold Agency, support.....	536
Bureau of, salaries.....	717	Of Fort Hall Reservation, support.....	528
Expenses of regulating.....	718	Of Fort Peck Agency, support.....	531
Of aliens.....	824	Of Grande Ronde and Siletz Agencies, Oreg., support.....	540
Improving—		Of Kansas, Okla., support.....	539
Botanic Garden.....	14	Of Rocky Boy Band.....	533
Capitol Grounds.....	11	Of Sioux of Devils Lake.....	535
Improvement—		Of Warm Springs Agency, support.....	549
And care of public buildings and public parks of the		Of Wichitas and affiliated bands.....	587
National Capital.....	74	Of Yakima Agency, support.....	541
And care of parks, District of Columbia.....	1307	Prevention and treatment of diseases among.....	510
And care of public grounds, Executive Mansion.....	30	Relieving distress among.....	510
Botanic Garden.....	14	Support of. (See name of tribe.)	
Birthplace of Washington, Wakefield, Va.....	1096	Suppressing contagious diseases among livestock.....	449
Chickamauga and Chattanooga National Park.....	1090	Suppressing liquor traffic among.....	440
Crater Lake National Park.....	626	Indian schools—	
Flats of Anacostia River, District of Columbia.....	1303	Support and buildings (see also name of school).....	471-509
General Grant National Park.....	627	Transportation.....	474
Gettysburg National Park.....	1090	Indian Service—	
Glacier National Park.....	628	General expenses.....	436
Grounds, Bureau of Standards, care and.....	354	Inspectors.....	438
Hawaii National Park.....	631	Vehicles.....	441
Lassen Volcanic National Park.....	635	Indian stock, developing water for.....	450
Mesa Verde National Park.....	636	Indian supplies, purchase, transportation, etc.....	438
Mount Rainier National Park.....	638	Indian timberlands, care and protection of.....	447
Platt National Park.....	639	Indian villages, Papago, water supply.....	450
Potomac Park, District of Columbia.....	1307	Indigent blind children, District of Columbia, instruction of.....	1237
River and harbor works.....	1099, 1114	Indigent ex-soldiers—	
Roads, bridges, and ferries, Alaska.....	1098	Army and Navy Hospital, Hot Springs, Ark., burial of.....	1089
Rocky Mountain National Park.....	640	Burial of.....	1301
Sequoia National Park.....	642	Indigent in Alaska, relief of.....	32
Shiloh National Military Park.....	1092	Indigent patients, District of Columbia, care, etc., of.....	1285
Vicksburg National Military Park.....	1092	Industrial Home School—	
Wind Cave National Park.....	643	District of Columbia.....	1296
Yellowstone National Park.....	644	District of Columbia, for colored children.....	1294
Yosemite National Park.....	645	Industrial Home School fund, District of Columbia.....	1323
Improvements, and repairs, District of Columbia.....	1213-1222	Industrial property, International Bureau of the Union for	
Incidental expenses, Quartermaster Corps.....	971	protection of.....	836
Income tax, expenses of collecting.....	886	Industrial research, Bureau of Standards.....	368
Increase—		Industrial work, and care of Indian timberlands.....	447
Library of Congress.....	19	Industry among Indians, encouraging.....	449
Navy, expenses.....	780	Infancy and maternity, promotion of the hygiene and wel-	
Increasing water supply, District of Columbia.....	1311	fare of.....	728
Indian Affairs—		Infantry School, Fort Benning, Ga.....	1059
Expenses.....	436-591	Information, office of salaries and general expenses.....	109
Permanent indefinite appropriations.....	588	Insane—	
Salaries.....	436	Alaska, care and custody of.....	659
Trust funds, interest on.....	587	District of Columbia, support of.....	1300
Indian agency, buildings.....	440	Insane Filipino soldiers, care of.....	1013
Indian allottees, deceased, determination of heirs of.....	441	Insane Indians, asylum for, at Canton, S. Dak.....	524
Indian commissioners, expenses.....	443	Insane soldiers, Porto Rico Regiment of Infantry, care of.....	1013
Indian courts, pay of judges.....	439	Insecticide act, enforcement of.....	288
Indian funds, miscellaneous. (See Names of States.)		Insect infestations, National Park Service.....	651
Indian lands, sale of.....	444	Inspecting—	
Indian Office, salaries.....	436	Mines in Alaska.....	712
Indian police, pay.....	439	Prisons and prisoners.....	712
Indian reservations—		Inspection, meat (additional), animal industry.....	143
Expenses of opening to entry in settlement.....	433	Inspector General, salaries, office of.....	956
Irrigation.....	452	Inspector General Steamboat-Inspection Service, salaries,	
Surveying and allotting.....	443	office of.....	344
Indians—		Inspectors—	
Allotments of lands to.....	443	Foreign-service inspectors.....	822
Counsel for Pueblo.....	445	General Land Office, expenses.....	428
Encouraging industry among.....	449	Indian Service.....	438
Fulfilling treaties with and support of. (See Name of		Interior Department, traveling expenses.....	424
tribe.)		Meat, additional appropriation.....	143
In Arizona, support.....	525	Special, Interior Department, expenses.....	424, 428
In California, purchase of lands for.....	446	Steamboat, salaries.....	344
In California, support of.....	527	Institute of Agriculture, International, at Rome, Italy.....	832
In Florida, Seminole, support of.....	528	Instruction—	
In Nevada, support of.....	533	Indigent blind children, District of Columbia.....	1237
In New Mexico, support of.....	534	Deaf and dumb, District of Columbia.....	1237
		Field Artillery activities.....	1061

	Page		Page
Instruments—		Investigations—Continued.	
And supplies, Bureau of Navigation, Navy.....	742	Foreign trade restrictions.....	340
Standardization.....	369	Helium.....	419
Insular Affairs, salaries, Bureau of, War Department.....	1013	Mineral mining.....	410
Insular possessions—		Oil, gas, and oil shale.....	412
Fire control in.....	1064	Optical glass.....	362
Fortifications in.....	1027	Pension cases, Pension Office.....	593
Maintenance of fire-control installations at seacoast defenses.....	999	Public Health Service.....	918
Seacoast defenses, supplies for.....	1028	Public Utility Standards, Bureau of Standards.....	357
Submarine mines.....	1064	Textiles, paper, leather, and rubber.....	363
Insurance, military and naval.....	103	Timberlands, arid, semiarid, swamp, and cut-over.....	606
Inter-American High Commission, expenses.....	833	Iowa, miscellaneous Indian funds.....	556
Interest, public debt of the United States.....	864	Irrigation—	
Interests of the United States in customs matters, protecting.....	678	Blackfeet Reservation, Mont.....	463
Interior Department—		Colorado River Reservation, Ariz.....	456
Contingent expenses.....	422	Crow Reservation, Mont.....	463
Expenses of special inspectors.....	424	Flathead Reservation, Mont.....	461
Indian Affairs.....	436-591	Fort Belknap Reservation, Mont.....	460
Miscellaneous indefinite appropriations.....	426, 433-435, 587-588, 657	Fort Hall Reservation, Idaho.....	459, 460
Pensions.....	591	Fort Peck Reservation, Mont.....	462
Printing and binding.....	425	Ganado project.....	457
Salaries, office of Secretary.....	421	Gila River Reservation, Ariz.....	454
Stationery.....	422	Hogback project.....	465
Traveling expenses of inspectors.....	424	Indian reservations.....	452
Internal revenue—		Klamath Reservation, Oreg.....	467
Collecting.....	886	Laguna Pueblo, N. Mex.....	465
Collecting the income tax.....	886	Modoc Point, Klamath Reservation.....	467
Commissioner of, salaries, office of.....	886	Navajo Reservation, N. Mex.....	457
Enforcement of the Narcotic and National Prohibition Acts.....	890	Papago Reservation, Ariz.....	450
Indefinite appropriations.....	893	Pima Indian lands, Ariz.....	454
International Bureau of American Republics—		Pyramid Lake Reservation, Nev.....	464
Expenses.....	831	Satus.....	469
Printing and binding.....	831	Toppenish and Simcoe Creek.....	468
International Bureau of Permanent Court of Arbitration, expenses.....	831	Utah Reservation.....	467
International Bureau for Publication of Customs Tariffs, expenses.....	829	Wapato.....	468
International Bureau of the Union for Protection of Industrial Property.....	836	Wind River Reservation, Wyo.....	470
International Bureau of Weights and Measures, contribution to.....	828	Yakima Reservation, Wash.....	468
International Catalogue of Scientific Literature, Smithsonian Institution.....	78	Yuma Reservation, Calif. and Ariz.....	459
International Commission on Annual Tables of Constants, contribution to.....	831	Isthmian Canal—	
International exchanges, Smithsonian Institution.....	76	Fortifications.....	1031
International Fisheries Commission, expenses, share of.....	839	Maintenance and operation.....	1159
International Hydrographic Bureau, expenses.....	835		
International Institute of Agriculture, at Rome, Italy.....	832	J	
International Joint Commission, United States and Great Britain, on waterways.....	834	Jail, District of Columbia.....	1280
International Office of Public Health, contribution to.....	833	Japanese beetle, preventing spread of.....	247
International Prison Commission, expenses.....	830	Johnstons Island, Sandusky Bay, Ohio, Confederate Stockade Cemetery.....	1088
International Radiotelegraphic Convention, contribution to.....	833	Joint Committee on Printing, salaries and expenses.....	9
International Railway Congress, expenses.....	832	Judge Advocate General—	
International Research Council, expenses.....	835	United States Army, salaries, office of.....	957
International Statistical Institute, The Hague.....	839	United States Navy, salaries, office of.....	738
International Trade-Mark Registration Bureau, quota of United States.....	835	Judges—	
International Union of American Republics—		Circuit, salaries.....	688
Expenses.....	831	Court of Claims, salaries.....	690
Receipts from sales, etc.....	842	District, salaries.....	688
Printing and binding.....	831	Indian courts, pay.....	439
International (Water) Boundary Commission, United States and Mexico.....	829	Marshals, etc., Territory of Alaska, salaries.....	692
Interparliamentary Union for Promotion of International Arbitration, Bureau of.....	831	Retired, salaries.....	688
Interpreters to embassies and legations, salaries.....	820	Supreme Court, District of Columbia, salaries.....	1274
Interstate Commerce Commission—		Territory of Hawaii, salaries.....	692
Printing and binding.....	70	United States Court of Customs Appeals.....	689
Salaries and expenses.....	60-70	Judicial Establishment, salaries.....	687-692
Interstate Quarantine Service, expenses.....	920	Judicial officers—	
Intoxicating liquors, suppressing traffic in, Alaska.....	660	Books for.....	702
Inventions, public use of, Patent Office.....	402	Supplies for.....	701
Investigating mine accidents.....	404	Judicial offices, examination of.....	682
Investigations—		Jurors, Supreme Court, District of Columbia, fees of.....	1275
Bureau of Education.....	653	Jurors, United States courts, fees of.....	698
Bureau of Labor Statistics.....	717	Justice, Department of—	
Bureau of Standards.....	354-372	Contingent expenses.....	677
Children's Bureau.....	726	Printing and binding.....	677
Clay products.....	361	Rent of buildings.....	677
Fire-resisting properties.....	357	Salaries and expenses.....	675-712
		Traveling and miscellaneous expenses.....	678
		United States courts, expenses.....	693
		Justices—	
		Court of Appeals, District of Columbia, salaries.....	1277
		Supreme Court, United States' salaries.....	687
		Territory of Hawaii, salaries.....	692
		Juvenile court, District of Columbia, salaries and expenses.....	1269
		K	
		Kansas, miscellaneous Indian funds.....	557
		Kansas Indians, Oklahoma, support of.....	539

Keepers, lighthouses, salaries.....	376	Lighthouse Service—	Page
Keyport, Wash., naval torpedo station.....	770	General expenses.....	373
Kickapoo Indians, Oklahoma, support of.....	539	Public works.....	378
Kiowa Indians, Oklahoma—		Retired pay.....	378
Homesteads.....	447	Salaries.....	377
Withdrawal of funds of.....	447	Salaries, keepers of lighthouses.....	376
Kissinger, John R., annuity to.....	1084	Salaries, lighthouse vessels.....	376
Klamath Reservation, Oreg., irrigation systems.....	467	Lighthouse tenders, construction.....	378
		Lighthouse vessels, salaries.....	376
L		Lighting—	
		Executive Mansion.....	30
Labor Statistics, Bureau of, salaries and miscellaneous expenses.....	716	National Museum, heating and.....	81
Labor Department—		Post Office Building.....	792
Employment Service.....	730	Lights, Cape Spatel, annual expenses.....	828
Miscellaneous indefinite appropriations.....	732	Light stations, establishing.....	378
Printing and binding.....	716	Light vessels—	
Rent.....	715	Construction.....	378
Salaries and expenses.....	713-732	Salaries.....	376
Salaries, office of solicitor for.....	675	Limbs, artificial.....	1094
Lafayette National Park, improvement of.....	634	Lincoln, Abraham—	
Laguna Indians, New Mexico, irrigation system.....	465	Birthplace of, preservation of, special fund.....	1093
Lake surveys, ocean and, Bureau of Navigation.....	742	Memorial to, care and maintenance.....	74
Land—		Repairs of house where he died.....	74
For Choctaw Indians.....	446	Liquor traffic among Indians, suppressing.....	440
For Indians in California, purchase of.....	446	Liquor traffic in Alaska, suppressing.....	660
In forest reserves, restoration of.....	433	Livestock, Indians, suppressing contagious diseases.....	449
Public, protecting, etc.....	432	Livestock production, experiments, etc.....	303
Public, surveying.....	429	Loans—	
Pueblo, Board.....	686	Collection of seed grain.....	313
Land entries, expenses of hearings in.....	433	Expenses of.....	861
Land grants, surveying within.....	434	Loss of private property, claims for damages to and.....	962
Land offices, contingent expenses.....	431	Lunacy writs, District of Columbia.....	1278
Lands—			
And other property of the United States, care, etc.....	945	M	
Outstanding liabilities.....	435	Machine rifles, automatic, Army.....	1037
Repayment for, erroneously sold.....	433	Machinery—	
Unearned moneys.....	435	Increase of the Navy.....	780
Large scales, Bureau of Standards, testing.....	369	Steam, Navy.....	753, 755
Lassen Volcanic National Park, Calif., protection.....	635	Maintenance—	
Lawrence, Kans., support of Indian school.....	482	Blackfeet irrigation system.....	463
Laws—		Bureau of Supplies and Accounts.....	761
Antitrust, enforcement of.....	683	Bureau of Yards and Docks.....	766
Navigation, enforcement of.....	347	Channel, South Pass, Mississippi River.....	1110
Wireless communication, enforcement of.....	348	Coast Artillery war instruction.....	1064
Lazier, Mabel H., annuity to.....	1084	Dams and other improvements of navigable waters.....	1114
Leather investigations, Bureau of Standards.....	363	Filtration plant, District of Columbia.....	1313
Leavenworth, Kans., United States penitentiary.....	702, 710	Fire-control installations.....	998
Leaves of absence, Government Printing Office.....	23	Fire-control installations, insular possessions.....	999
Legations—		Fire-control installations, Panama Canal.....	1000
Clerks at embassies and.....	819	Flathead irrigation system.....	461
Interpreters to embassies and, salaries.....	820	Fort Belknap irrigation system.....	460
Legislative counsel, office of.....	9	Fort Hall irrigation system.....	459
Legislative establishment, salaries and expenses.....	1-28	Fort Peck irrigation system.....	462
Legislative expenses, Territorial governments.....	659, 664	Fuel yard, District of Columbia.....	417
Lepers, care of, islands of Guam and Cullion.....	737	Hogback irrigation project.....	465
Library—		Hospitals, Public Health Service.....	911
Agricultural Department, salaries and expenses.....	258	House Office Building.....	12
Free Public, District of Columbia.....	1203	Howard University.....	670
National, for the Blind.....	1300	Hygienic Laboratory.....	910
Navy Department, books for.....	735	Irrigation projects, Yakima Reservation.....	468
Navy Department, salaries.....	733-781	Lepers, etc., islands of Guam and Cullion.....	737
Scientific, Patent Office.....	402	Library of Congress.....	20
Surgeon General's Office.....	1011	Lincoln Memorial.....	74
Treasury Department.....	855	Marine Corps.....	776
Library of Congress—		Military Academy.....	1068
Building and grounds.....	12	National cemeteries.....	1084
Care and maintenance of building.....	20	Naval Academy.....	772
Contingent expenses.....	19	Panama Canal.....	1159
Custody and maintenance of building.....	21	Pima Indian lands, irrigation system.....	454
Increase of.....	19	Pumping plants, San Carlos Reservation.....	458
Interest account on bequest.....	22	Pumping plants, San Xavier Reservation.....	457
Printing and binding.....	19	Pyramid Lake irrigation system.....	464
Salaries.....	15-18	Quarantine Service.....	915
Sunday opening.....	21	Railroads in Alaska.....	660
Temporary services.....	21	River and harbor works.....	1099
Trust fund board.....		Roads, bridges, and trails, Alaska.....	1098
Lighthouse Bureau, salaries, office of.....	373	Sacaton Dam.....	458
Lighthouse depots, establishing.....	378	Senate Office Building.....	11
Lighthouse keepers—		Toppenish and Simcoe Creek irrigation projects.....	468
Dwellings.....	380	Unsold property, Housing Corporation.....	60
Salaries of.....	376	Vessels, Coast and Geodetic Survey.....	388
Lighthouses—		Vessels, Bureau of Fisheries.....	397
Construction, etc.....	378	Washington Monument, care and.....	74
Salaries of keepers.....	376	Yakima Reservation, reservoirs.....	468
		Yards and docks.....	766

	Page		Page
Maintenance charges, lands of Paiute Indians, Truckee-Carson project, Nevada	465	Military Park—	
Manufacture, arms	1036	Guilford Courthouse	1091
Maps—		Shiloh	1092
Geological	620	Vicksburg	1092
State and Territorial, General Land Office	428	Military post exchanges, construction, etc., of	955
Military surveys	1019	Military posts—	
United States, General Land Office	428	Construction	984
Mare Island (Calif.) Navy Yard	769	Hawaiian Islands	985
Marine Corps—		Panama Canal	985
Care of the dead	764	Water and sewers	989
Pay and expenses	773-780	Military schools, supplies and equipment	1079
Pay of, deposit fund	775	Military surveys and maps	1019
Reserve	779	Military training camps, citizens'	1080
Reserve Officers' Training Corps	780	Militia—	
Marine hospitals—		Arming and equipping	1070
Maintenance	944	District of Columbia	1302
Repairs and preservation	938	Fund from fines, District of Columbia	1323
Marine schools, New York, Massachusetts, and Pennsylvania	736	Organized, arms, uniforms, equipment, etc.	1075
Marshals—		Militia Affairs, Bureau of, War Department, salaries	1074
Territory of Alaska, salaries	692	Mineral mining, investigations	410
United States courts, salaries, fees, and expenses	693	Mine accidents, investigating	404
Materials—		Mineral resources	418
Bureau of Engraving and Printing	903	Mine rescue cars, purchase, equipment, and operation of	407
Standard, Bureau of Standards	370	Mine scales investigations, Bureau of Standards	365
Structural, Bureau of Standards, testing	354	Mines—	
Maternity and infancy, promotion of the welfare and hygiene of	728	Submarine, insular possessions	1064
McNeil Island, Wash., United States penitentiary	706, 711	Submarine, Panama Canal	1065
Measures, International Bureau of Weights and	828	Submarine, purchase, manufacture, and maintenance	1063
Meat inspection, Bureau of Animal Industry	143	Mines, Bureau of—	
Mechanical appliances, testing, etc., Bureau of Standards	361	Printing and binding	323
Mechanical equipment, of public buildings	939	Salaries and expenses	403-420
Mechanical shops and power plant, Department of Agriculture	107	Mining experiment stations, expenses	414
Medals, National trophy and, for rifle contests	1083	Mining investigations—	
Medical and Hospital Department, Army	1008	Alaska	406
Medical and hospital services, United States Veterans' Bureau	102	Mineral	410
Medical and surgical history, World War	1095	Ministers, salaries of ambassadors and	818
Medical charities, District of Columbia	1285	Minnesota—	
Medical Department, Bureau of Medicine and Surgery	763	Chippewas in, and self-support	579
Medical history, World War	1095	Miscellaneous Indian funds	558
Medical Museum, Army	1011	Minor coins, recoinage of	857
Medical relief, for natives of Alaska	655	Mint, Director of, salaries and contingent expenses, office of	924
Medicine and Surgery—		Mint and assay offices—	
Bureau of, Naval Establishment, expenses	763	Freight on bullion and coin	924
Bureau of, Navy Department, naval hospital fund	765	Salaries, wages, and contingent expenses	924-934
Bureau of, Navy Department, salaries	765	Miscellaneous expenses—	
Members of Congress—		Account of property sold Housing Corporation	60
Clerk hire	8	Agricultural Department	107
Salaries and mileage	4	Bureau of Engraving and Printing	903
Memorial Bridge, Arlington, Va.	35	Bureau of Fisheries	396
Men, Coast Survey vessels, pay, etc., of	389	Bureau of Labor Statistics	717
Mesa Verde National Park, Colo., Improvements, etc.	636	Bureau of Naturalization	724
Mescalero Reservation, N. Mex., roads and bridges	585	Civil Service Commission	42
Message of, President of the United States		Department of Justice, traveling and	678
Metallurgical research, Bureau of Standards	366	District of Columbia, offices of	1206
Metropolitan police, District of Columbia	1254	Federal Farm Loan Board	882
Mexican bean beetle, control and prevention of spread of	246	Hydrographic Office	748
Mexico and United States—		Naval Academy	772
General and Special Claims Commission	837	Naval Observatory	750
International (Water) Boundary Commission	829	Pension Office	593
Michigan, miscellaneous Indian funds	557	Supreme Court, District of Columbia	1278
Mileage—		United States courts	699
Army	960	United States Supreme Court	687
Members and Delegates, House of Representatives	4	Miscellaneous Indian funds. See names of States.	
Senators	1	Miscellaneous materials, testing, Bureau of Standards	358
Rates for motor vehicles, Agricultural Department	313	Miscellaneous pay, Navy	735
Military Academy—		Miscellaneous trust fund deposits, District of Columbia	1323
Maintenance	1068	Mississippi, support of Choctaws	529
Pay	1066	Mississippi Chippewa Indians, Minnesota, support of	506
Public works	1069	Mississippi River—	
Military Air Service, maintenance, etc.	1001	Atchafalaya and Old Rivers, removing obstructions in	1109
Military and naval compensation, United States Veterans' Bureau	101	Examinations and surveys of South Pass	1110
Military and naval insurance, United States Veterans' Bureau	103	Flood control	1102
Military cable and telegraph system, Washington-Alaska	1094	Gauging waters	1110
Military department headquarters, contingencies	953	Maintenance of channel, South Pass	1110
Military equipment, schools and colleges	1079	Operating snag and dredge boats on	1109
Military Intelligence Division, General Staff Corps, contingencies	951	Wild life and fish refuge	257, 400
		Mixed Claims Commission—	
		German Government's moiety	842
		United States and Austria and Hungary	836
		United States and Germany	836
		Modoc Point irrigation system, Klamath Reservation, Oreg.	467
		Moieties, compensation in lieu of	878
		Montana, miscellaneous Indian funds	559
		Monument, Washington, care, etc.	74
		Monuments, national	648, 1093

	Page		Page
Monuments or tablets in Cuba and China.....	1089	National parks—Continued.....	
Mortar batteries, gun and.....	1022	Shiloh.....	1092
Moths, preventing spread of, Bureau of Entomology.....	243	Vicksburg.....	1092
Motor vehicles, rates for, Agricultural Department.....	313	Wind Cave.....	643
Mount McKinley National Park, improvement.....	637	Yellowstone.....	644
Mount Pleasant, Mich., support of Indian school.....	483	Yellowstone, salary of commissioner.....	689
Mount Rainier National Park—		Yosemite.....	645
Improvement.....	638	Yosemite, salary of commissioner.....	689
Salary, commissioner of.....	689	Zion.....	647
Municipal court, District of Columbia.....	1273	National prohibition act, enforcement of.....	890
Municipal Hospital, District of Columbia.....	1289	National Training School for Boys—	
Municipal lodging house, District of Columbia.....	1299	District of Columbia.....	1284
Museum—		Washington, D. C., support.....	709
Army Medical.....	1011	National Training School for Girls, District of Columbia.....	1284
National, expenses.....	81-84	National trophy and medals, for rifle contests.....	1083
National, printing and binding.....	86	National Zoological Park, improvements, etc.....	1309
N		Native inhabitants, Alaska—	
Narcotic act, enforcement of.....	890	Education of.....	654
National Advisory Committee for Aeronautics—		Medical relief for.....	655
Expenses.....	70	Naturalization, Bureau of—	
Printing and binding.....	72	Miscellaneous expenses.....	724
National banks, examinations of.....	885	Salaries, etc.....	723
National board for promotion of rifle practice.....	1082	Nautical Almanac Office, salaries.....	753
National Capitol Park Commission, salaries and expenses.....	1309	Navajo and Hopi Indians, Ariz., water supply for.....	451
National cemeteries—		Navajo Indians, Ariz., fulfilling treaties with.....	505
Burial of indigent soldiers.....	1301	Navajo Reservation, Ariz., Ganado irrigation project.....	457
Headstones for graves of soldiers.....	1086	Navajo Reservation, N. Mex., Hogback irrigation project.....	465
Maintaining.....	1084	Naval Academy—	
Repairing roads to.....	1086	Buildings and grounds.....	772
National currency, expenses.....	884	Engineering experimental station.....	754
National forest—		Pay and expenses.....	772
Fund, refunds to depositors, excess of deposits.....	209	Naval Ammunition Depot—	
Reservation commission.....	210	Fort Lafayette, N. Y.....	770
National Gallery of Art—		Fort Mifflin, Pa.....	770
Administration.....	85	Naval and military compensation, U. S. Veterans' Bureau.....	101
Printing and binding.....	86	Naval and military insurance, U. S. Veterans' Bureau.....	103
National Guard—		Naval communications, salaries, office of director.....	739
Arming, equipping, and training.....	1070	Naval Examining Board, salaries.....	734
Arms, uniforms, and equipment.....	1073	Naval Home, Philadelphia, Pa., maintenance.....	746
National Home for Disabled Volunteer Soldiers, support of.....	1116-1158	Naval hospital, fund.....	765
National Library for the Blind.....	1300	Naval Intelligence, salaries, office of.....	740
National monuments—		Naval Observatory—	
Maintaining, Department of War.....	1093	Contingent and miscellaneous expenses.....	750
Protection of, Department of the Interior.....	648	Salaries.....	750
National Museum—		Naval Operations, Chief of, salaries, office of.....	739
Books.....	84	Naval Records and Library, salaries, office of.....	737
Furniture and fixtures.....	81	Naval Reserve—	
Heating and lighting.....	81	Expenses.....	744
Postage.....	84	Officers' Training Corps.....	745
Preservation of collections.....	82	Naval Retiring Board, salaries.....	734
Printing and binding.....	86	Naval stations—	
Repairs of buildings, shops, etc.....	84	Cavite, P. I.....	770
National park commissioners, salaries.....	689	Pearl Harbor, Hawaii.....	769
National Park Service—		Naval supply depot, Brooklyn, N. Y.....	770
Printing and binding.....	425	Naval torpedo stations—	
Salaries.....	685	Keyport, Wash.....	770
National parks—		Newport, R. I.....	770
Chickamauga and Chattanooga.....	1090	Naval training stations—	
Crater Lake.....	626	Great Lakes, maintenance.....	743
Crater Lake, salary of commissioner.....	689	Hampton Roads, Va.....	743
Fighting fires in.....	650	Newport, R. I.....	743
General Grant.....	627	San Diego, Calif., maintenance.....	743
General Grant, salary of commissioner.....	689	Naval vessels, alterations to.....	780
Gettysburg.....	1090	Naval War College, maintenance.....	745
Glacier.....	628	Navigation—	
Glacier, salary of commissioner.....	689	Bureau of, Department of Commerce, salaries.....	346
Grand Canyon.....	630	Bureau of, Naval Establishment, expenses.....	741-753
Guilford Courthouse.....	1091	Bureau of, Navy Department, salaries.....	746
Hawaii.....	631	Contingent.....	741
Hot Springs.....	632	Operating and care of canals and other work of.....	1112
Insect infestations.....	651	Permanent International Commission of Congresses of.....	1112
Lafayette.....	634	Removing obstructions endangering.....	1113
Lassen Volcanic.....	635	Navigation laws, enforcement of.....	347
Mesa Verde.....	636	Navy—	
Mount McKinley.....	637	Aeronautics.....	771
Mount Rainier.....	638	Ammunition.....	757
Mount Rainier, salary of commissioner.....	689	Aviation.....	770
Platt.....	639	Contingent.....	736
Roads and trails.....	651	Fines and forfeitures.....	746
Rocky Mountain.....	640	Increase of.....	780
Sequoia.....	642	Pay.....	759
Sequoia, salary of commissioner.....	689	Pay, miscellaneous.....	735
		Pay of, deposit fund.....	762
		Pensions.....	591
		Provisions.....	760

Pay—Continued.	Page		Page
Military Academy.....	1066	Postal Union countries, postage to, War Department.....	949
Miscellaneous, Navy.....	735	Postal Service—	
Naval Academy.....	772	Expenditures and receipts.....	A48
Navy.....	759	Expenses.....	793-813
Navy, deposit fund.....	762	Post exchanges, military, construction, etc., of.....	955
Navy, miscellaneous.....	735	Postmaster General, salary.....	783
Officers and men, vessels, Coast Survey.....	389	Post offices, construction (alphabetically arranged).....	936
Personnel and maintenance of hospitals, Public Health Service.....	911	Post Office Department—	
Regular assistant attorneys, United States courts.....	695	Comptroller, salary.....	790
Special assistant attorneys, United States courts.....	666	Contingent expenses.....	791
Superintendents of national cemeteries.....	1084	Field service.....	793-813
Payment for holidays, Government Printing Office.....	23	Postal Service.....	793-813
Payment to Government of Colombia, treaty of April 6, 1914.....	834	Printing and binding.....	792
Payment to Government of Panama, treaty of November 18, 1903.....	834	Salaries.....	785
Pearl Harbor, Hawaii—		Posts, military, construction, etc.....	984
Naval station.....	769	Potomac Park, District of Columbia—	
Submarine base.....	770	Connecting parkway between Rock Creek Park and Improvement of.....	1309
Penitentiary, Atlanta, Ga., United States.....	704, 710-711	Potomac River at Washington, D. C.—	
Penitentiary, Leavenworth, Kans., United States.....	702, 710	Bridge at Georgetown, D. C.....	1220
Penitentiary, McNeil Island, Wash., United States.....	706, 711	Highway Bridge across, maintenance.....	1220
Pension cases, Pension Office, investigation of.....	593	Pottawatomie Indians, support of Wisconsin.....	550
Pension Office—		Power plant—	
Investigation of pension cases.....	593	Capitol.....	12
Miscellaneous expenses.....	593	Mechanical shops and Department of Agriculture.....	107
Salaries.....	592	Preparation and issue, Federal reserve notes.....	864
Pensions—		Preparation, custody, and delivery—	
Army and Navy.....	591	Federal farm loan bonds.....	864
Fees of examining surgeons.....	594	Federal intermediate credit bank securities.....	864
Permanent appropriations (found under departments and bureaus controlling the same).		Preservation—	
Permanent Court of Arbitration, International Bureau of.....	831	And repair of fortifications.....	1023
Permanent International Commission of Congress of Navigation.....	1112	And repair of fortifications, insular possessions.....	1028
Permit fund, District of Columbia.....	1324	And repair of fortifications, Panama Canal.....	1032
Permit work, District of Columbia, assessment and Philadelphia, Pa.—	1213	Antietam battle field.....	1087
Mint at, salaries, wages, and contingent.....	928	Birthplace of Lincoln.....	1093
Naval Home, maintenance.....	746	Collections, National Museum.....	82
Navy Yard.....	769	Marine hospitals, repair and.....	938
Philippine Islands—		Public buildings, repairs and.....	938
Barracks and quarters, Army.....	988	Quarantine stations, repair and.....	937
Care of insane Filipino soldiers.....	1013	President of the United States—	
Philippine special fund—		Contingent expenses, office of.....	30
Customs.....	879	Message.....	V
Internal revenue.....	894	Salaries, office of.....	29
Phoenix, Ariz., support of Indian school.....	476	Salary of.....	29
Photolithographing, Patent Office.....	402	Traveling expenses.....	30
Pierre, S. Dak., support of Indian school.....	501	Presidential postmaster examinations, salaries and expenses.....	41
Pima Indian lands, Arizona, irrigation.....	454	Preventing—	
Pink bollworm, eradication.....	292	Forest fires.....	195
Pipestone, Minn., support of Indian school at.....	484	Overcrowding of passenger vessels.....	347
Pittsburgh, Pa., care of mine buildings.....	416	Spread of epidemic diseases.....	916
Plans—		Spread of Japanese beetle.....	247
For fortifications.....	1021	Spread of moths.....	243
For fortifications, Panama Canal.....	1031	Prevention—	
Plant Industry, Bureau of, department of Agriculture, salaries and expenses.....	150-189	Diseases among Indians, treatment and.....	510
Plate printing, Bureau of Engraving and Printing.....	902	Spread of European corn borer.....	245
Plats of surveys, General Land Office, reproducing.....	430	Spread of Mexican bean beetle.....	246
Platt National Park, protection, etc., of.....	639	Printing—	
Playgrounds, District of Columbia, expenses.....	1228	Bureau of Engraving and, salaries.....	899
Pneumatic tube service, Post Office Department.....	801	Decisions, Court of Claims.....	690
Police—		Division of, salaries.....	868
Capitol, salaries and contingent fund.....	9	Engraving and, expenses.....	899-904
Indian, pay of.....	439	Public, and binding.....	23-26
Metropolitan, District of Columbia.....	1254	Printing and binding—	
Park, District of Columbia.....	1308	Agriculture, Department of.....	110
White House, salaries, etc.....	31	Alien Property Custodian.....	33
Policemen and firemen's relief fund, District of Columbia.....	1258, 1324	Board of Tax Appeals.....	37
Police court, District of Columbia.....	1271	Bureau of the Budget.....	880
Ponca Indians, Oklahoma, support of.....	539	Civil Service Commission.....	43
Poor of the District of Columbia, relief of.....	1301	Commerce, Department of.....	323
Porto Rico—		Court of Claims.....	690
Salaries, district court.....	688	Efficiency, Bureau of.....	38
Special fund.....	894	Executive Office.....	30
Porto Rico Regiment of Infantry, care of insane soldiers of.....	1013	Federal Power Commission.....	51
Postage—		Federal Trade Commission.....	54
National Museum.....	84	Fine Arts Commission.....	44
Treasury Department.....	869	General Accounting Office.....	56
Postage to Postal Union countries, War Department.....	949	Housing Corporation.....	57
Post allowances to foreign service officers.....	828	Interior, Department of the.....	425
		Interstate Commerce Commission.....	70
		Justice, Department of.....	677
		Labor, Department of.....	716
		Library of Congress.....	19
		National Advisory Committee for Aeronautics.....	72
		Navy Department.....	735
		Post Office Department.....	792

		Page			Page
Printing and binding—Continued.			Public buildings—Continued.		
Public buildings and public parks of the National Capital		74	Repairs and preservation of		938
Railroad Labor Board		76	Vaults and safes for		940
Shipping Board		90	Public convenience stations—		
Smithsonian Institution		86	Lincoln Memorial		75
State Department		817	Maintenance		1222
Supreme Court		688	Public crematorium, District of Columbia		1268
Tariff Commission		88	Public debt—		
Treasury Department		869	Commissioner of, salary		858
United States Employees' Compensation Commission		46	Interest on		864
United States Geographic Board		88	Statement of operations		A60
United States Veterans' Bureau		101	Statement June 30, 1925		A62
War Department		949	Public Debt Service, salaries and expenses	857-867	
Prison Commission, International		830	Public documents—		
Prisons—			Superintendent of, salaries, office of		27
For American convicts, expenses of		840	Superintendent of, general expenses, office of		28
Inspection of prisoners and		712	Public grounds in Washington, D. C., improvement and care of		1306
Prisoners—			Public Health Office, International		833
District of Columbia, support of		1280	Public Health Service—		
Inspection of prisons and		712	Expenses	910-923	
United States courts, support of		711	Surgeon General, salaries, office of		906
Private property—			Public lands—		
Claims for damages to and loss of		962	Deposits by individuals for surveying		434
Claims of officers, enlisted men, and nurses of the Army for destruction of		962	Protecting		432
Probate attorneys, Five Civilized Tribes		442	Surveying		429
Probation systems—			Public moneys, contingent expenses for collection, etc.		856
District of Columbia		1276	Public Printer, salaries, office of		22
United States courts		711	Public printing and binding		23-25
Proceedings and debates, Senate, reporting		3	Public Roads, salaries and expenses, Bureau of		260-265
Prohibition act, enforcement of		890	Public schools—		
Projects, operation of, Housing Corporation		58	Alaska fund		664
Promotion—			District of Columbia, buildings and grounds		1238
Commerce, Europe and other areas		327	District of Columbia, salaries and expenses	1233-1253	
Commerce, Far East		332	Public timber, protecting		432
Commerce, South and Central America		330	Public use of inventions, and defending suits, Patent Office		402
Of foreign and domestic commerce	324-341		Public-utility standards, investigation of problems in connection with		357
Of international arbitration, bureau of		831	Public Utilities Commission, District of Columbia		1200
Of vocational education in Hawaii		48	Pueblo Indians—		
Of welfare of maternity and infancy		728	Counsel for		445
Property—			Lands, flood protection		466
Industrial, International Bureau of the Union for protection of		836	Water supply		451
United States, care of lands and		945	Pueblo Lands Board, expenses		686
Prosecution of crimes, detection and		679	Purchase—		
Protecting—			Indian supplies		438
Interests of the United States in customs matters		678	Mine rescue cars		407
Public lands and timber		432	Purchase of lands—		
Seal and salmon fisheries of Alaska		399	For Choctaw Indians		446
Protection—			For homeless Indians in California		446
American seamen, relief and		826	Pyramid Lake Reservation, Nev.—		
Crater Lake, National Park		626	Irrigation		464
General Grant National Park		627	Q		
Glacier National Park		628			
Grand Canyon National Park		630	Quapaws, Oklahoma, support of		546
Hawaii National Park		631	Quarantine Service—		
Hot Springs		632	Interstate		920
International, of industrial property, Patent Office		836	Maintenance		915
Lafayette National Park		634	Quarantine stations—		
Lassen Volcanic National Park		635	Construction, etc.		937
Mesa Verde National Park		636	Repairs, etc., of buildings		937
Mount McKinley National Park		637	Quartermaster Corps—		
Mount Rainier National Park		638	Army transportation		974
National monuments		648	Incidental expenses		971
Platt National Park		639	Regular supplies		965
Rocky Mountain Park		640	Rent of buildings		992
Sequoia National Park		642	Subsistence		964
Wind Cave National Park		643	Supplies for schools and colleges		1079
Yellowstone National Park		644	Support of the Army		964
Yosemite National Park		645	Quartermaster General, United States Army, salaries, office of		993
Zion National Park		647	Quartermaster supplies—		
Providence Hospital, District of Columbia		1286	Rifle ranges for civilian instruction, services		1082
Proving ground, Army		1040	Reserve Officers' Training Corps, equipment, etc.		1077
Provisions, Navy		760	Quarters—		
Publication, Customs Tariffs, International Bureau		829	Barracks and, Army		986
Public buildings—			Barracks and, Philippine Islands		988
And public parks of the National Capital, salaries and expenses		72-75	Student interpreters, embassies to Japan and Turkey		820
Construction (alphabetically arranged)	936, 937		R		
Furniture and repairs of same for		944			
General expenses of		941	Radio communication, Bureau of Standards		359
Mechanical equipment of		939	Radioactive substances, investigation		371
Operating force for		942	Radiotelegraphic convention, International		833
Operating supplies for		944			
Remodeling, etc.		936			

	Page		Page
Railroad Labor Board—		Repairs—Continued.	
Printing and binding.....	76	Botanic Garden.....	14
Salaries and expenses.....	75	Building where Abraham Lincoln died.....	74
Railroad scales, etc., Bureau of Standards, testing.....	369	Buildings at Indian agencies.....	440
Railroads in Alaska—		Butler Building, Washington, D. C.....	938
Additional income tax on.....	894	Capitol.....	10
Construction, maintenance, and operation.....	660	Coast Guard vessels.....	899
Railway Congress, International.....	832	Courthouse, District of Columbia.....	1276
Railway Mail Service.....	804	Executive Mansion.....	30
Ranges and shooting galleries.....	992	Fortifications, Panama Canal.....	1031
Rapid City, S. Dak., Indian school.....	502	Fortifications, preservation and.....	1023
Receipts—		Furniture for public buildings.....	944
And expenditures, statements.....	A16-A44	Hospitals, construction and (Army).....	992
And expenditures, Postal Service.....	A48	Library of Congress.....	13
Public debt.....	A14	Marine hospitals.....	938
Reclamation fund, expenditures.....	595	National Museum.....	84
Reclamation projects, Yuma allotments, California.....	469	Naval Academy.....	772
Recoinage—		Naval vessels, construction and.....	755
Gold coins.....	857	Public buildings and public parks of the National	
Minor coins.....	857	Capital.....	74
Silver coins.....	857	Quarantine stations.....	937
Recreation, for enlisted men, Navy.....	741	Roads, bridges, and trails, Alaska.....	1098, 1114
Red Lake Reservation, Minn.—		Roads to national cemeteries.....	1086
Road work.....	585	Treasury Building.....	938
Red Lake sawmill, additions to.....	581	Vessels, Coast Survey.....	388
Redemptions—		Vessels, Navy.....	755
Assessment certificates, District of Columbia.....	1324	Repayment for lands erroneously sold.....	433
Bonds, etc., received as interest payments on obligations		Reporter, Supreme Court, salary and expenses of.....	688
of foreign government.....	866	Reporting proceedings and debates, Senate.....	3
Bonds, etc., received as repayments of principal by		Reproducing plats of surveys, General Land Office.....	430
foreign government.....	865	Rescuing shipwrecked American seamen.....	828
Tax lien certificates, District of Columbia.....	1324	Research and Experimental Laboratory, Navy.....	737
Redistribution, funds for indigent, Alaska fund.....	32	Research Council, International.....	835
Reformatories—		Reserve Corps, Army, expenses.....	1074
District of Columbia.....	1282	Reserve, Naval, expenses.....	744
United States Industrial, Chillicothe, Ohio.....	708	Reserve Officers' Training Corps, Quartermaster supplies.....	1077
Refunding—		Reserves, Organized, Officers' Reserve Corps.....	1074
Erroneous collections, District of Columbia.....	1212	Reservations—	
Excessive duties.....	878	Commission, National Forest.....	210
Taxes, District of Columbia.....	1322	Opening Indian.....	433
Refund to depositors, excess of deposits, national forest fund.....	209	Surveying and allotting Indian.....	443
Register of the Treasury, salaries, office of.....	859	Restoration, lands in forest reserves.....	433
Registers, salaries and commissions.....	431	Retired pay, Lighthouse Service.....	378
Regular assistant attorneys, United States courts, pay of.....	694	Retired United States judges, salaries.....	688
Regular supplies, Quartermaster Corps.....	965	Retirement act—	
Regulating immigration, expenses.....	718	Civil Service Commission, salaries.....	41
Reindeer for Alaska, purchase of.....	656	Bureau of Pensions, salaries.....	594
Relief—		Retirement fund—	
And protection of American seamen.....	826	Civil Service.....	595
Of distress among Indians.....	510	Teachers', District of Columbia.....	1323
Of indigent, Alaska fund.....	32	Revenue—	
Poor, District of Columbia.....	1301	Customs, expenses of collecting.....	871
Remains—		Internal revenue, expenses of collecting.....	886
Of civil employees of the Army who die abroad and		Revenue steamers, repairs to.....	899
soldiers who die on transports, bringing home.....	1087	Rhode Island—	
Of foreign service officers, and clerks, transporting.....	827	Naval training station.....	743
Of officers and employees of Bureau of Foreign and		Naval War College.....	745
Domestic Commerce, transporting.....	338	Rifles, automatic machine, Army.....	1037
Of officers of Public Health Service, transporting.....	910	Rifle contests, national trophy and medals for.....	1083
Of officers, soldiers, and civilian employees, disposition		Rifle ranges—	
of.....	1087	Civilian instruction, ordnance supplies for.....	1083
Remodeling, etc., public buildings.....	936	Quartermaster supplies and services for.....	1082
Removal, dangerous buildings, District of Columbia.....	1211	Rivers—	
Removing obstructions—		Examinations and surveys.....	1101
Endangering navigation.....	1113	Improvements, funds contributed for.....	1114
Mississippi, Atchafalaya, and Old Rivers.....	1109	Improving.....	1099
Rent—		Riverside, Calif., support of Indian school.....	480
Buildings, Civil Service Commission.....	43	River steamers, Alaska, operation of.....	660
Buildings, Department of Agriculture.....	108	Roads—	
Buildings, Department of Commerce.....	323	And trails, cooperative construction, national forests.....	319
Buildings, Department of Justice.....	677	And trails, forest.....	314
Buildings, Department of Labor.....	715	And trails, national parks.....	651
Buildings, Quartermaster Corps, United States Army.....	992	Army.....	990
Buildings, Treasury Department.....	848	Bridges and ferries, Alaska, funds contributed for im-	
Court rooms, United States courts.....	699	provement.....	1115
Ground, Housing Corporation.....	60	Bureau of, salaries and expenses.....	260
Grounds for embassy at Tokyo, Japan.....	822	Construction and maintenance, Alaska.....	1098
Patent Office, models.....	403	Mescalero Reservation, N. Mex.....	585
Repairing roads to national cemeteries.....	1086	Quartermaster's Department.....	990
Repairs—		Red Lake Reservation, Minn.....	585
And preservation of public buildings, quarantine sta-		Rural post, cooperative construction of.....	316
tions, etc.....	937-939	Shoshone Reservation, Wyo.....	586
Arsenals.....	1041	Suburban, District of Columbia, repairing.....	1215
Auditor's building, Washington, D. C.....	938	To national cemeteries, repairing.....	1086
Barracks, Marine Corps.....	778		

	Page	Salaries—Continued.	Page
Rock Creek Park, connecting parkway between Potomac Park and.....	1309	Bureau of—Continued.	
Rock Island, Ill., bridge, care, etc.....	1040	Supplies and Accounts.....	762
Rocky Boy Band of Chippewas, Montana, support of.....	533	the Budget.....	879
Rocky Mountain National Park, Colo., protection, etc.....	640	Yards and Docks.....	768
Rome, Italy, International Institute of Agriculture at.....	832	Capitol police, House of Representatives.....	9
Rubber, investigations, Bureau of Standards.....	363	Capitol police, Senate.....	9
Rural post roads, cooperative construction of.....	316	Census Bureau.....	341
Rural sanitation, studies of.....	921	Chargés d'affaires ad interim.....	819
S		Chemistry, Bureau of.....	213
Sacaton Dam, maintenance and operation.....	458	Chief of Air Service, office of.....	1007
Sacramento River, flood control.....	1104	Chief of Chemical Warfare Service.....	1059
Safes, vaults and, for public buildings.....	940	Chief of Coast Artillery, office of.....	1066
Sailors and soldiers, disabled, State or Territorial homes for.....	1158	Chief of Engineers, office of.....	1033
St. Croix Chippewas, fulfilling treaties with.....	587	Chief of Finance, office of.....	963
St. Elizabeths Hospital—		Chief of Naval Operations, office of.....	739
Buildings and grounds.....	668	Chief of Ordnance, office of.....	1046
Current expenses.....	665	Chief of Staff, office of.....	952
Miscellaneous trust funds.....	669	Children's Bureau.....	725
Support of indigent insane, District of Columbia.....	1300	Circuit Court of Appeals.....	688
Salaries—		Circuit judges.....	688
Accounts Division, Department of Agriculture.....	105	Civil Service Commission.....	38
Adjutant General's office.....	955	Clerks, United States courts.....	697
Agricultural Economics, Bureau of.....	266	Coast and Geodetic Survey.....	390
Agriculture, office of Secretary of.....	105	Coast Guard, office of.....	895
Alien Property Custodian, office of.....	32	Collectors, etc., of internal revenue.....	886
Ambassadors and ministers.....	818	Commerce, office of Secretary of.....	321
American Battle Monuments Commission.....	34	Commissioner General of Immigration, office of.....	717
And commissions, registers and receivers.....	431	Commissioner of—	
And expenses, collectors of internal revenue.....	886	Accounts and Deposits.....	854
And expenses, Court of Appeals, District of Columbia.....	1277	Crater Lake National Park.....	689
And expenses, Federal Board for Vocational Education.....	47-50	Education, office of.....	652
And expenses, United States Court for China.....	840	Fish and Fisheries.....	393
And mileage of Members and Delegates.....	4	General Grant National Park.....	689
And mileage of Senators.....	1	General Land Office, office of.....	426
Animal Industry, Bureau of.....	130	Glacier National Park.....	689
Architect of the Capitol, office of.....	10	Indian Affairs, office of.....	436
Architect, Supervising, Office of.....	935	Internal Revenue, office of.....	886
Arlington Building, employees.....	92	Labor Statistics, Bureau of.....	716
Assay offices.....	931-934	Lighthouses.....	373
Attorney General, office of.....	675	Mount Rainier National Park.....	689
Attorneys, marshals, etc., Territory of Alaska.....	692	Naturalization, office of.....	723
Auditors for Court of Claims.....	690	Navigation, Department of Commerce.....	346
Biological Survey, Bureau of.....	249	Patents, office of.....	401
Board of Charities, District of Columbia.....	1279	Pensions, office of.....	592
Board of Tax Appeals.....	36	Sequoia National Park.....	689
Botanic Garden.....	13	The Public Debt.....	858
Bureau of—		Yellowstone National Park.....	689
Accounts.....	790	Yosemite National Park.....	689
Aeronautics.....	770	Commissioners, Court of Claims.....	691
Agricultural Economics.....	266	Commissioners of Conciliation.....	714
Animal Industry.....	130	Commissioners of the District of Columbia.....	1187
Biological Survey.....	249	Compensation Board.....	734
Census.....	341	Comptroller of the Currency, office of.....	884
Chemistry.....	213	Comptroller of the Post Office Department.....	790
Construction and Repair.....	756	Congressional Library.....	15
Dairy Industry.....	146	Construction and Repair, Bureau of.....	756
Education.....	652	Consuls, while receiving instructions and in transit.....	826
Efficiency.....	37	Court of Appeals, District of Columbia.....	1277
Engineering.....	754	Court of Claims.....	690
Engraving and Printing.....	899	Court of Customs Appeals.....	689
Entomology.....	229	Dairy Industry, Bureau of.....	146
Fisheries.....	393	Delegates, House of Representatives.....	4
Foreign and Domestic Commerce.....	324	Diplomatic officers while receiving instructions, etc.....	826
Forestry.....	190	Director of Naval Communications, office of.....	739
Home Economics.....	286	Director of the Budget, office of.....	879
Immigration.....	717	Director of the Mint, office of.....	924
Insular Affairs, War Department.....	1013	Disbursing clerk, office of.....	870
Labor Statistics.....	716	District attorneys.....	694
Lighthouses.....	373	District court, Territory of Hawaii.....	688
Mines.....	403	District judge for Porto Rico.....	688
Medicine and Surgery.....	765	District judges.....	688
Militia, War Department.....	1074	District marshals.....	693
Naturalization.....	723	District of Columbia, offices of.....	1187-1308
Navigation, Department of Commerce.....	346	Division of Accounts, etc., Department of Agriculture.....	105
Navigation, Navy Department.....	746	Division of Appointments.....	868
Ordnance, Navy Department.....	759	Division of Bookkeeping and Warrants.....	856
Pensions, employees' retirement act.....	594	Division of Customs.....	870
Plant Industry.....	150	Division of Printing.....	868
Public Roads.....	260	Domestic and Foreign Commerce, Bureau of.....	324
Public Health Service.....	906	Education, Bureau of.....	652
Soils.....	225	Employees' Compensation Commission.....	44
Standards.....	352	Employees, Court of Appeals building, District of Columbia.....	1277
		Employees, courthouse, Washington, D. C.....	1276
		Employees, House of Representatives.....	4-8

Salaries—Continued.

Employees, public buildings, and public parks of the National Capital	72
Employees' retirement act, Civil Service Commission	41
Employees' retirement act, Bureau of Pensions	594
Employees, Senate	1-3
Enforcement of the Insecticide Act	288
Enforcement of Narcotic and National Prohibition Acts	890
Engineers, office of Chief of	1033
Engraving and Printing, Bureau of	899
Entomology, Bureau of	229
Executive Office	29
Experiment Stations, Office of	111
Extension Service, Department of Agriculture	118
Federal Board for Vocational Education	47-50
Federal Farm Loan Board	881
Federal Horticultural Board	290
Federal Power Commission	50
Federal Trade Commission	52
Foreign loans and railroad loans	846
Foreign and Domestic Commerce, Bureau of	324
Foreign service officers	826
Forest Service	190
General Accounting Office	54
General Board, Navy	734
General Land Office	426
General Supply Committee	852
Geodetic and Coast Survey	390
Geological Survey	608
Governors, etc., Territories	657, 663
Home Economics, Bureau of	286
House of Representatives	4-8
Housing Corporation	57
Hydrographic Office	747
Immigration Bureau	717
Indian Office	436
Information, office of	109
Inspection and Survey, Board of	739
Inspector General, office of	956
Insular Affairs, Bureau of	1013
Interior Department, office of Secretary	421
Internal Revenue, Office of Commissioner of	886
Interpreters to embassies and legations	820
Interstate Commerce Commission	60
Joint Committee on Printing, Senate and House	9
Judge Advocate General, United States Army, office of	957
Judge Advocate General, United States Navy, office of	738
Judges, etc., Court of Claims	690
Judges, marshals, etc., Territory of Alaska	692
Judges of circuit courts	688
Justice and judges, Supreme Court, District of Columbia	1274
Justice, Department of	675
Justices, etc., Supreme Court of the United States	687
Justices and judges, Territory of Hawaii	692
Keepers of lighthouses	376
Labor Statistics, Bureau of	716
Labor, Department of	713
Legislative counsel, office of	9
Library, Agricultural Department	258
Library of Congress	15-18
Library of Navy Department	737
Lighthouse Bureau	373
Lighthouse keepers	376
Lighthouse Service	377
Lighthouse vessels	376
Marine Corps, headquarters	774
Marshals, United States courts	693
Medicine and Surgery, Bureau of	765
Members, House of Representatives	4
Militia Bureau, War Department	1074
Mines, Bureau of	403
Ministers	818
Mints and assay offices	925-934
National Advisory Committee for Aeronautics	70
National bank examiners	885
National Capital Park Commission	1309
National park commissioners	689
National Park Service	625
Naturalization, Bureau of	723
Nautical Almanac Office	753
Naval Examining Board	734
Naval Intelligence, office of	740
Naval Observatory	750

Salaries—Continued.

Naval Operations, office of Chief of	739
Naval Records and Library, office of	737
Naval Retiring Board	734
Navigation, Bureau of, Navy Department	746
Navigation, Bureau of, Department of Commerce	346
Navy Department, bureaus and offices of	733-781
Officers and employees, House of Representatives	4-8
Officers and employees, Senate	1-3
Ordnance, Bureau of	759
Ordnance, office of Chief of	1046
Patent Office	401
Pension Office	592
Plant Industry, Bureau of	150
Postmaster General, office of	783
Post Office Department, offices of	783-790
President of the United States	29
President of the United States, office of	29
Printing and Engraving, Bureau of	899
Public Buildings and Public Parks of the National Capital	72
Public Debt Service	858
Public Health Service	906
Public-land offices	426
Public Printer, office of	22
Public Roads, Bureau of	260
Quartermaster General, office of	993
Railroad Labor Board	75
Reclamation fund	603
Register of the Treasury, office of	859
Registers of public-land offices	431
Reporter, Supreme Court	688
Retired judges	688
St. Elizabeths Hospital	666
Secretaries, Territories	658, 663
Secretary of Agriculture, office of	105
Secretary of Commerce, office of	321
Secretary of the Interior, office of	421
Secretary of Labor, office of	713
Secretary of the Navy, office of	733
Secretary of State, office of	815
Secretary of the Treasury, office of	845
Secretary of War, office of	947
Secret Service Division	904
Senate	1-3
Senators	1
Shipping Board	89
Shipping commissioners	350
Shipping service	350
Signal Office	1000
Smithsonian Institution	76
Soils, Bureau of	225
Solicitor of Department of Commerce, office of	675
Solicitor of Department of Interior	426
Solicitor of Department of Labor, office of	675
Solicitor of Department of State	675
Solicitor of the Treasury, office of	675
Standards, Bureau of	352
State Department	815
Steamboat Inspection Service	344
Steamboat inspectors	344
Stenographers, Supreme Court	687
Superintendent of Documents, office of	27
Supervising Architect, office of	935
Supervising Inspector General Steamboat Inspection Service, office of	344
Supplies and Accounts, Bureau of	762
Supreme Court, District of Columbia	1274
Supreme Court, United States	687
Surgeon General, office of	1012
Surgeon General Public Health Service, office of	906
Tariff Commission	86
Treasurer United States, office of	882
Treasury Department, offices of	845-943
United States court for China	840
United States Court of Customs Appeals	689
United States Veterans' Bureau	92
Vice President of the United States	29
War Department, offices of	947
Water department, District of Columbia	1315
Weather Bureau	125
White House police	31
Women's Bureau	729
Wool Division	284
Yards and Docks, Bureau of	768

	Page		Page
Sale—		Senate—Continued.	
Advertising Indian lands.....	444	Salaries of officers and employees.....	1-3
Opium, etc., restricting.....	890	Statement of appropriations.....	9
Unallotted lands, Five Civilized Tribes.....	445	Senators, salaries and mileage.....	1
Salem, Oreg., support of Indian school.....	498	Seneca Indians of New York, fulfilling treaties with.....	586
Salt River project, Ariz., construction, improvement, etc.....	600	Sequoia National Park—	
San Carlos Reservation, Ariz.—		Improvement of.....	642
Construction, irrigation project.....	455	Salary of commissioner.....	689
Pumping plants.....	458	Sequoyah Orphan Training School, Five Civilized Tribes.....	497
San Diego, Calif.—		Sewerage system, Fort Monroe, Va.....	992
Naval training station, buildings.....	743	Sewers—	
Naval training station, maintenance.....	743	District of Columbia.....	1222
San Francisco, Calif.—		Military posts, water and.....	989
Airplane service between New York and.....	803	Shiloh National Military Park, improvement.....	1092
Mint at, salaries, wages, and contingent expenses.....	929	Shipping Board—	
Sanitary Bureau, Pan American.....	832	Printing and binding.....	90
Sanitation —		Salaries and expenses.....	89
Panama Canal.....	1179	Shipping commissioners, salaries.....	350
Studies of rural.....	921	Shipping fund, emergency.....	91
Santa Fe, N. Mex., support of Indian school.....	489	Shipping service—	
San Xavier Reservation, Ariz., pumping plants.....	457	Clerk hire.....	350
Satus irrigation project, Yakima Reservation, Wash.....	469	Contingent expenses.....	351
Scales—		Miscellaneous indefinite appropriations.....	351
Mine, investigation.....	365	Ships of the Navy, ammunition for.....	780
Testing large.....	369	Ships' stores profits, Navy.....	763
For customs service.....	877	Shipwrecked American seamen, rescuing.....	828
Schools—		Shooting galleries and ranges.....	992
Coast Artillery, Fort Monroe, Va.....	365	Shoshone Indians—	
Command and General Staff, Fort Leavenworth, Kans.....	954	In Wyoming, support of.....	549
Engineer.....	1016	Support of, employees, etc.....	549
Field Artillery, Fort Sill, Okla.....	1061	Shoshone Reservation, Wyo.—	
Indian, support of (see also name of school).....	471-509	Roads and bridges.....	586
Industrial Home, District of Columbia.....	1296	Support of Indian school.....	505
Industrial Home, District of Columbia, for Colored Children.....	1294	Signal Office, salaries.....	1000
Military, equipment.....	1079	Signal Service, Army.....	994
National Training, for Boys, District of Columbia.....	1284	Siletz and Grande Ronde Agencies, Oreg., support of Indians.....	540
National Training, for Boys, Washington, D. C.....	709	Silver coins, recoinage of.....	857
National Training, for Girls, District of Columbia.....	1284	Simcoe Creek irrigation project, maintenance and operation.....	468
Public, District of Columbia, buildings and grounds.....	1238	Sinking fund—	
Public, District of Columbia, salaries and expenses.....	1223	United States.....	864
Tank Corps.....	1060	Statements.....	A66
Scientific library, Patent Office.....	402	Sioux Indians—	
Scientific Literature, International Catalogue of.....	78	Civilization of.....	588
Seacoast batteries—		Different tribes, support.....	546
Hawaii.....	1029	Of Devils Lake, N. Dak., support.....	535
Panama Canal.....	1031	Yankton Tribe, in South Dakota, support.....	540
Seacoast defenses—		Sioux Nation, education.....	508
Insular possessions, supplies for.....	1028	Six Nations Indians of New York, fulfilling treaties with.....	586
Maintenance, etc., fire-control installations at.....	1024	Smithsonian Institution—	
Panama Canal.....	1032	American ethnology.....	77
Supplies for.....	1024	Astrophysical Observatory.....	79
Seacoast fortifications, searchlights.....	1022	Interest account, permanent appropriation.....	86
Seamen—		International Catalogue of Scientific Literature.....	78
American, relief and protection.....	826	International exchanges.....	76
Shipwrecked American, rescuing.....	828	National Gallery of Art.....	85
Searchlights and electrical installations—		Printing and binding.....	86
Hawaiian Islands.....	1028	Soils, Bureau of, Department of Agriculture, salaries and expenses.....	225-229
Panama Canal.....	1031	Soldiers—	
Seacoast fortifications.....	1022	And sailors, State and Territorial homes for.....	1158
Search room, Patent Office.....	403	Artificial limbs for.....	1094
Seattle, Wash., assay office, salaries and expenses.....	934	Disabled, appliances for.....	1095
Second Assistant Postmaster General, salaries, office of.....	786	Disabled, trusses for.....	1095
Secretary—		Disabled Volunteers, National Home for.....	1116-1158
Agriculture, salaries, office of.....	105	Headstones for graves of.....	1086
Commerce, salaries, office of.....	321	Home, interest account.....	1115
Interior, salaries, office of.....	421	Home, permanent fund.....	1115
Labor, salaries, office of.....	713	Indigent, burial of.....	1301
Navy, salaries, office of.....	733	Who died abroad, and on transports bringing home remains of.....	1087
State, salaries, office of.....	815	Solicitor for the Post Office Department, salaries, office of.....	789
Treasury, salaries, office of.....	845	Solicitor of the Department of Commerce, salaries, office of.....	675
War, salaries, office of.....	947	Solicitor of the Department of Interior, salaries, office of.....	426
Secret Service Division, salaries.....	904	Solicitor of the Department of Labor, salaries, office of.....	675
Securities, United States, distinctive paper for.....	861	Solicitor of the Department of State, salaries, office of.....	675
Seed grain, loans, collection of.....	313	Solicitor of the Treasury, salaries, office of.....	675
Seminole Indians, Florida, support of.....	528	Sound investigation, Bureau of Standards.....	367
Senate—		South Dakota, miscellaneous Indian funds.....	572
Contingent expenses.....	3	South and Central America, promoting commerce.....	330
Contingent fund, Capitol police.....	9	Southern Relief Society, maintenance.....	1300
Garages, repairs, etc.....	11	Special assistant attorneys, United States courts, pay of.....	666
Joint Committee on Printing.....	9	Special Claims Commission, United States and Mexico.....	837
Legislative counsel.....	9	Special examinations, national banks.....	885
Office Building, furnishing and maintenance.....	11	Special fund, German Government's moiety, expenses, Mixed Claims Commission.....	842
Reporting proceedings and debates.....	3		
Salaries and mileage of Senators.....	1		
Salaries of Capitol police.....	9		

	Page		Page
Special inspectors, Interior Department, expenses.....	424, 428	Superintendent—	
Spokane Indians, Washington, support of.....	548	Documents, salaries, office of.....	27
Spread of European corn borer, prevention of.....	245	Documents, stores, and general expenses, office of.....	28
Spread of Japanese beetle, preventing, Bureau of Entomology.....	247	Superintendents, national cemeteries, pay.....	1084
Spread of Mexican bean beetle, control and prevention of.....	246	Supervising Architect, salaries, office of.....	935
Spread of moths, preventing, Bureau of Entomology.....	243	Supervising Inspector General Steamboat Inspection Service, salaries, office of.....	344
Spread of pink bollworm of cotton, suppressing.....	292	Supplies—	
Standard container act, enforcement of.....	283	Army, transportation of.....	974
Standardization—		For seacoast defenses.....	1024
Color.....	360	For seacoast defenses, insular possessions.....	1028
Gauge.....	364	For seacoast defenses, Panama Canal.....	1032
Instruments, equipments, etc.....	369	For United States courts and judicial officers.....	701
Mechanical appliances.....	361	Indian, purchase and transportation.....	438
Sugar.....	363	Instruments and, Navy.....	742
Standard materials, Bureau of Standards.....	370	Military schools and colleges.....	1079
Standards, Bureau of—		Ordnance, Army.....	1036
Equipment.....	353	Ordnance, Navy.....	757
Salaries and expenses.....	352-372	Public buildings, operating.....	944
State Department—		Regular, Quartermaster Corps.....	965
Foreign intercourse.....	818-843	Supplies and Accounts, Bureau of—	
Passport bureaus.....	817	Naval Establishment, expenses.....	759-763
Permanent indefinite appropriations.....	842	Navy Department, miscellaneous indefinite appropriations.....	763
Printing and binding.....	817	Navy Department, salaries.....	762
Salaries and expenses.....	815-843	Supply Committee, general, salaries.....	852
State and Territorial homes, for disabled soldiers and sailors.....	1158	Supplying Infantry equipment, National Guard.....	1073
State and Territorial maps, General Land Office.....	428	Support of—	
State marine schools, New York, Massachusetts and Pennsylvania.....	736	Bannocks.....	543
Statement of appropriations, Senate and House of Representatives.....	9	Cheyennes and Arapahoes.....	544
Statements—		Chippewas in Minnesota.....	579
Appropriations classified by Government functions.....	A51	Chippewas of the Mississippi.....	506
Estimates and appropriations classified by character and objects of expenditure.....	A53	Chippewas, Turtle Mountain Band.....	537
Expenditures and receipts.....	A13-A51	Coeur d'Alenes.....	543
Financial.....	A13-A67	Comanches.....	447
Postal Service.....	A48	Confederated Bands of Utes.....	548
Public debt.....	A61-A67	Convicts, District of Columbia.....	1278
Sinking fund.....	A66	Freedmen's Hospital, Washington, D. C.....	673
States—		Indians in Arizona.....	525
Five, three, and two per cent funds to.....	435	Indians in California.....	527
Indemnity for swamp lands to.....		Indians in Nevada.....	533
Payments to, from receipts under mineral leasing act.....	435	Indians in New Mexico.....	534
Stationery—		Indians in Utah.....	541
Interior Department.....	422	Indians in Washington.....	541
War Department.....	949	Indians in Wisconsin.....	542
Statistical Institute, International, The Hague.....	839	Indians of Blackfeet Agency.....	532
Statistics, Bureau of the Census, collecting.....	342	Indians of Flathead Agency.....	530
Steamboat Inspection Service—		Indians of Fort Belknap Agency.....	529
Clerk hire.....	345	Indians of Fort Berthold Agency.....	536
Contingent expenses.....	345	Indians of Fort Hall Reservation.....	528
Salaries.....	344	Indians of Fort Peck Agency.....	531
Supervising Inspector General, salaries, office of.....	344	Indians of Grande Ronde and Siletz Agencies, Oreg.....	540
Steam launch for embassy at Constantinople.....	820	Indians of Warm Springs Agency.....	549
Steam machinery, Bureau of Engineering.....	753	Indians of Yakima.....	541
Stenographers, Supreme Court, salaries.....	687	Indian schools (see also name of school).....	471
Stock water supply, developing.....	450	Insane, District of Columbia.....	1300
Stockyards act, enforcement of.....	296	Kansas Indians.....	539
Stores—		Kickapoos.....	539
Ordnance and supplies, Army.....	1036	Kiowas.....	447
Ordnance, Army, ammunition.....	1035	National Home for Disabled Volunteer Soldiers.....	1116-1158
Ordnance, Navy.....	757	Northern Cheyennes and Arapahoes.....	544
Street cleaning, District of Columbia.....	1225	Osage Agency.....	581
Street improvements, District of Columbia.....	1213-1222	Osage school.....	507
Structural materials, testing, Bureau of Standards.....	354	Pawnees.....	545
Student interpreters at embassy to Japan and Turkey, quarters for.....	820	Poncas.....	539
Studies of, rural sanitation.....	921	Prisoners, District of Columbia.....	1280
Submarine bases—		Prisoners, United States courts.....	711
Coco Solo, Canal Zone.....	770	Quapaws.....	546
Pearl Harbor, Hawaiian Islands.....	770	Rocky Boy Band of Chippewas.....	533
Submarine mines—		Seminoles in Florida.....	528
Insular possessions.....	1064	Shoshones, employees.....	549
Maintenance.....	1063	Sioux of Devils Lake.....	535
Panama Canal.....	1065	Sioux of different tribes, including Santee Sioux of Nebraska.....	546
Subsistence, Army.....	964	Sioux, Yankton Tribe.....	540
Sugar standardization, Bureau of Standards.....	363	Spokanes.....	548
Suits—		United States prisoners.....	711
In claims against the United States, defending.....	679	Utes, confederated bands.....	548
Patent Office, defending.....	402	Wichitas.....	537
Summary of expenditures, classified by governmental functions, 1927, compared with prior years.....	A54	Wisconsin Pottawatomie Indians.....	550
Sunday opening, Library of Congress.....	21	Yakimas and other Indians.....	541
		Suppressing—	
		Contagious diseases among livestock of Indians.....	449
		Counterfeiting and other crimes.....	905
		Liquor traffic among Indians.....	440

	Page		Page
Suppressing—Continued.		Trails—	
Spread of pink bollworm in cotton.....	292	Alaska, maintenance and repair of.....	1098, 1114
Traffic in intoxicating liquors, Alaska.....	660	Roads and, cooperative construction, national forests..	319
Supreme Court—		Roads and, forest.....	314
District of Columbia, court expenses, fees, etc.....	1275	Training—	
District of Columbia, salaries.....	1274	Citizens' military.....	1080
Printing and binding.....	688	National Guard.....	1070
United States, salaries.....	687	Training School for Boys—	
Surgeon General—		National, District of Columbia.....	1284
Army, salaries, office of.....	1012	National, Washington, D. C., support.....	709
Library, office of.....	1011	Training School for Girls, National, District of Columbia.....	1284
Public Health Service, salaries, office of.....	906	Training stations—	
Surgeons—		Naval, R. I.....	743
Acting assistant, pay, Public Health Service.....	907	Naval, Great Lakes, maintenance.....	743
Examining, pensions, fees and expenses of.....	594	Naval, Hampton Roads, Va.....	743
Surgical history of World War.....	1095	Naval, San Diego, Calif., maintenance.....	743
Surplus fund, District of Columbia.....	1324	Transportation—	
Survey—		Army.....	974
Coast and Geodetic, salaries and expenses.....	390-392	Diplomatic and consular officers in going to and from	
Geological, general expenses.....	609	posts.....	827
Geological, salaries, office of.....	608	Families and effects of officers and employees of Bureau	
Surveying—		of Foreign and Domestic Commerce.....	338
And allotting Indian reservations.....	443	Freight, etc., Public Health Service.....	910
Public lands.....	429	Fuel and, Navy.....	761
Public lands, deposits by individuals.....	434	Indian schools.....	474
Within land grants.....	434	Indian supplies.....	438
Surveys—		Navigation, Bureau of.....	741
And maps, military.....	1019	Paupers, District of Columbia.....	1302
Ocean and lake, Bureau of Navigation.....	742	Remains of officers and employees of Bureau of Foreign	
Reproducing plats of, General Land Office.....	430	and Domestic Commerce.....	338
Rivers and harbors.....	1101	Remains of officers, Public Health Service.....	910
		Transportation, Army, Quartermaster Corps.....	974
		Transporting remains of Foreign Service officers and clerks.....	827
		Traveling expenses—	
		Civil Service Commission.....	42
		Department of Justice.....	678
		Inspectors, Interior Department.....	424
		President of United States.....	30
		Treasurer of the United States, salaries, office of.....	882
		Treasury Building, repairs.....	938
		Treasury building annexes—	
		Operating expenses.....	852
		Repairs.....	938
		Treasury Department—	
		Contingent expenses.....	848
		Internal revenue.....	886
		Mints and assay offices.....	924-935
		Permanent indefinite appropriations.....	946
		Postage.....	869
		Printing and binding.....	869
		Rent of buildings.....	848
		Salaries, offices of.....	845-943
		Salaries, office of Solicitor for.....	675
		Stationery.....	851
		Treaties with Indian tribes, fulfilling. (See name of tribe.)	
		Treatment of diseases among Indians, prevention and.....	510
		Treatment of indigent sick, District of Columbia, care and.....	1285
		Tribal funds—	
		Apache, Kiowa, and Comanche Indians.....	447
		Arapahoes.....	567
		Cheyennes, Oklahoma.....	567
		Chippewa Indians in Minnesota.....	579
		Choctaws and Chickasaws.....	581
		Five Civilized Tribes.....	445
		Klamath Agency and Reservation.....	569
		Osage Nation, Oklahoma.....	581
		San Carlos Reservation, Indians on.....	458
		Shoshone Indians.....	578
		Umatilla Agency.....	569
		Utes, Confederate Bands.....	584
		Yakima Indians.....	574
		Troops, Engineer, equipment of.....	1017
		Trophy and medals, National, for rifle contests.....	1083
		Trusses for disabled soldiers.....	1095
		Truxton Canyon, Ariz., Indian school.....	478
		Tuberculosis Hospital, District of Columbia.....	1287
		Turtle Mountain Chippewa Indians, North Dakota, sup-	
		port of.....	587
		U	
		Utah County, Utah, public schools.....	509
		Utah Reservation, irrigation systems.....	467
		Unallotted lands, Five Civilized Tribes, sale of.....	445
		Uniforms, arms, equipment, etc., National Guard.....	1073
Tablets or monuments, in Cuba and China.....	1089		
Tabulating machines, Bureau of the Census.....	343		
Tanks, purchase, etc.....	1037		
Tank Service—			
Expenses.....	1060		
Schools.....	1060		
Tariff Commission—			
Expenses.....	86		
Printing and binding.....	88		
Tax Appeals, Board of, salaries and expenses.....	36		
Teachers' retirement fund, District of Columbia.....	1323		
Temperature, high, investigation.....	367		
Temporary government, West Indian Islands.....	736		
Temporary home, District of Columbia.....	1299		
Tenders, Lighthouse Service.....	378		
Territorial and State maps, General Land Office.....	428		
Territorial governments—			
Contingent expenses.....	658, 663		
Legislative expenses.....	659, 664		
Salaries, governors, etc.....	657, 663		
Territorial homes for disabled soldiers and sailors.....	1158		
Territories of the United States, collection and editing of			
official papers of the, now in national archives.....	818		
Testing fuel, Bureau of Mines.....	408		
Testing large scales, Bureau of Standards.....	369		
Testing machines—			
Bureau of Standards, maintenance and operation.....	356		
Ordnance Department.....	1040		
Testing mechanical appliances, Bureau of Standards,			
standardization and.....	361		
Testing miscellaneous materials, Bureau of Standards.....	358		
Testing structural materials, Bureau of Standards.....	354		
Textiles, paper, leather, and rubber, investigation of,			
Bureau of Standards.....	363		
Theodore Roosevelt School, support and education.....	479		
Third Assistant Postmaster General, salaries, office of.....	787		
Timber—			
Industrial work and care of.....	447		
Protecting, on the public lands.....	432		
Investigations of arid, semiarid, swamp, and cut-over.....	606		
Tokyo, Japan—			
Diplomatic and consular establishments, land.....	822		
Rent of grounds for embassy at.....	822		
Tomah, Wis., support of Indian school.....	504		
Toppenish-Simcoe irrigation project, maintenance and			
operation.....	468		
Torpedoes and appliances, Navy.....	658		
Trade-Mark Registration Bureau, International.....	835		
Traffic in intoxicating liquors—			
Alaska, suppressing.....	660		
Among Indians, suppressing.....	440		

Digitized for FRASER
<http://fraser.stlouisfed.org/>
 Federal Reserve Bank of St. Louis

