

PPI Detailed Report

Data for 2002



U.S. Department of Labor
Bureau of Labor Statistics

Mining Services



Manufacturing



U.S. DEPARTMENT OF LABOR
Elaine L. Chao, Secretary

Data for 2002

BUREAU OF LABOR STATISTICS
Kathleen P. Utgoff, Commissioner

PPI Detailed Report (ISSN 1099-2855; USPS 485-050) is a monthly report on producer price movements including text, tables, and technical notes. An annual supplement contains monthly data for the calendar year, annual averages, and information on weights.

To order this periodical for 1 year, cite *PPI Detailed Report* (WPPI) and send your check for \$55 (\$77 foreign) or provide your VISA or MasterCard number and expiration date to Superintendent of Documents, P.O. Box 371954, Pittsburgh, PA 15220-7954. Cost of the supplement only is \$40 domestic (\$56 foreign).

Subscribers will receive the next available subscription issue after their order is received. An acknowledgement card is sent to all customers after their subscription order is processed to let them know that they will receive the next available issue.

Please wait at least 6 weeks before inquiring about your order. Then write to Subscription Service Section, U.S. Government Printing Office, Stop: SSOM, Washington, DC 20402; telephone (202) 512-1800; or fax (202) 512-2168.

POSTMASTER: Send address changes to *PPI Detailed Report*, U.S. Government Printing Office, Washington, DC 20402-0001.

Material in this publication is in the public domain, and with appropriate credit, may be reproduced without permission. This information is available to sensory impaired individuals upon request. Voice phone: (202) 691-7828; Federal Relay Service: 1-800-877-8339. Data on the PPI also can be accessed at <http://www.bls.gov/ppi> through the PPI homepage. Periodicals postage paid at Washington, DC, and at additional mailing offices.

August 2003

Cover designed by Dorothy Williams

PPI Detailed Report

Data for 2002



U.S. Department of Labor
Bureau of Labor Statistics

Contents

Editors

Monica Carpio
Joseph Kowal
Jonathan Weinhagen

Design and Layout

Dorothy Williams

	<i>Page</i>		<i>Page</i>
Price highlights, 2002	1	Tables—Continued	
NAICS Conversion	5	8. Net material inputs to industry stage of process and final demand	227
Tables:		Relative importance, December 2002	
Annual average and monthly data, 2002		9. Subproduct classes in the PPI by detailed stage-of- processing category	228
Producer price indexes		10. Commodity groupings in the PPI by major stage-of-processing category	246
1. Stage-of-processing groupings	6	11. Commodity groupings and individual items in the PPI with respect to all commodities	271
2. Durability-of-product groupings	8	Technical note	314
3. Net output of selected industries and their products	9		
4. Commodity groups, subgroups, product classes, and individual items	171		
5. Special commodity groupings	224		
6. Material inputs to construction industries	225		
7. Net output of industry by stage of process	226		

Price Highlights, 2002

Finished goods

The Producer Price Index (PPI) for Finished Goods rose 1.2 percent in 2002, after posting a 1.6-percent decrease in 2001. The upturn in finished goods prices during 2002 can be attributed to the index for finished energy goods, which jumped 12.3 percent, following a 17.1-percent drop in the preceding calendar year. Conversely, prices for finished goods other than foods and energy—a category that includes consumer goods and capital equipment—fell 0.5 percent over the 12-month period ended December 2002, after rising at a 0.9-percent rate during 2001. The index for finished consumer foods also turned down; a 0.6-percent decline in 2002 succeeded a 1.8-percent advance in the previous year. (See table A.)

The PPI for Finished Energy Goods climbed 12.3 percent in 2002, after falling 17.1 percent in 2001. This was the fifth consecutive year in which prices for finished energy goods exhibited a double-digit price change. The gasoline index surged 38.7 percent in 2002, following a 33.1-percent decline in the prior year. Prices for residential natural gas, liquefied petroleum gas, home heating oil, diesel fuel, and finished lubricants also went up in 2002, following decreases in 2001. Conversely, the index for residential electric power moved down 1.0 percent in 2002, compared with a 3.6-percent gain during the preceding year.

Prices for finished consumer goods other than foods and energy edged down 0.5 percent in 2002, after registering a 1.5-percent advance in 2001. The largest contribution to this downturn came from the index for cigarettes, which fell 5.8 percent following a 14.1-percent increase a year earlier. Price declines for passenger cars, light motor trucks, and men's and boys' apparel accelerated from 2001 to 2002. The indexes for alcoholic beverages, sanitary papers and health products, mobile homes, and newspaper circulation rose less than they did in the previous year. Prices for pet food, textile housefurnishings, and soaps and synthetic detergents decreased, after rising in 2001. On the other hand, the index for women's apparel edged up 0.6 percent in 2002, following a 1.2-percent decline in 2001. Prices for cosmetics and other toilet preparations and for floor coverings also turned up in 2002. The index for periodical circulation moved up at a faster pace than it did a year earlier.

Subsequent to a 1.8-percent rise in 2001, the index for finished consumer foods inched down 0.6 percent in 2002. Prices for fresh fruits and melons dropped 34.6

Table A. Summary of December-to-December and 3-month seasonally adjusted annual rates for selected stages of processing

Grouping	Percentage change , 12 months ended December—			Seasonally adjusted annual rate for the 3 months ended—			
	2000	2001	2002	March 2002	June 2002	September 2002	December 2002
Finished goods	3.6	-1.6	1.2	4.4	-1.7	1.2	0.9
Finished consumer foods	1.7	1.8	-6	8.8	-11.4	-3.7	4.7
Finished energy goods	16.6	-17.1	12.3	21.3	3.3	15.9	8.2
Finished goods less foods and energy	1.3	.9	-5	-8	.8	-5	-1.6
Finished consumer goods, excluding foods and energy	1.4	1.5	-5	-8	1.8	-5	-2.5
Capital equipment	1.2	0	-6	-3	-9	-6	-6
Intermediate materials, supplies, and components	4.1	-4.0	3.2	1.6	3.2	4.8	2.2
Intermediate foods and feed	3.6	.3	4.2	1.4	-2.1	13.2	4.8
Intermediate energy goods	19.0	-16.9	12.0	6.8	11.7	15.6	7.1
Intermediate materials less foods and energy	1.6	-1.6	1.5	.6	1.8	2.4	.9
Materials for nondurable manufacturing	4.1	-5.5	4.2	.6	7.5	9.0	.3
Materials for durable manufacturing2	-4.0	3.1	3.0	3.3	3.6	2.6
Materials and components for construction1	0	.8	1.1	1.3	2.1	-1.3
Crude materials for further processing	35.5	-32.5	24.7	40.1	4.3	20.9	36.4
Foodstuffs and feedstuffs	7.4	-7.6	4.5	26.5	-26.3	15.4	10.9
Crude energy materials	85.6	-52.9	61.5	87.8	40.1	37.5	88.0
Crude nonfood materials less energy	-5.5	-9.9	12.6	10.2	30.2	4.4	7.7

NOTE: Seasonally adjusted indexes may be revised for 5 years due to the recalculation of seasonal factors each January.

percent, after posting a 24.0-percent gain a year earlier. The indexes for dairy products, pork, processed young chickens, processed turkeys, and fresh and dry vegetables also decreased in 2002, following increases in 2001. Price advances for processed fruits and vegetables and for soft drinks slowed, compared with the prior year. By contrast, the beef and veal index went up 4.0 percent in 2002, after declining 4.5 percent in 2001. Prices for eggs for fresh use and for finfish and shellfish also turned up. The index for shortening and cooking oils moved up at a faster pace, while roasted coffee prices fell more slowly in 2002 than they did a year earlier.

The capital equipment index edged down 0.6 percent in 2002, after showing no change over the 2001 calendar year. Prices for communication and related equipment decreased 2.6 percent, following a 0.7-percent dip in the previous year. The indexes for passenger cars and light motor trucks also exhibited accelerated rates of decline in 2002. Prices for civilian aircraft, industrial material handling equipment, pumps and compressors, and agricultural machinery and equipment rose at a slower rate, compared with 2001. The index for x-ray and electromedical equipment turned down in 2002. Alternatively, prices for electronic computers fell at a slower 20.5-percent rate in 2002, after dropping 29.9 percent in 2001. The index for metal-cutting machine tools also fell less, while prices for integrating and measuring instruments and heavy motor trucks advanced more in 2002 than in the preceding year. The indexes for construction machinery and equipment and truck trailers increased, after falling in 2001.

Intermediate goods

The PPI for Intermediate Materials, Supplies, and Components rose 3.2 percent in 2002, compared with a 4.0-percent decrease in the prior year. Leading this upturn, prices for intermediate energy goods increased significantly, following large declines in 2001. The indexes for materials for nondurable manufacturing and materials for durable manufacturing also turned up, after moving down in the previous year. Prices for intermediate foods and feeds advanced at a faster pace in 2002 than they did a year earlier. The materials and components for construction index rose, after showing no change in the prior year. Prices for intermediate goods other than foods and energy increased 1.5 percent in 2002, following a 1.6-percent decline in 2001. (See table A.)

Prices for intermediate energy goods jumped 12.0 percent in 2002, compared with a 16.9-percent drop in the previous year. The industrial natural gas index moved up 12.2 percent, after plummeting 36.7 percent in 2001. Prices for gasoline, diesel fuel, jet fuels, commercial natural gas, natural gas to electric utilities, and liquefied petroleum gas also turned up, following declines in the prior year. By contrast, the commercial electric power index fell 1.9 percent in 2002, after rising 4.4 percent a year earlier. Prices for industrial electric power increased less than they did in 2001.

The index for materials for nondurable manufacturing advanced 4.2 percent in

2002, following a 5.5-percent decline in the prior year. Prices for basic organic chemicals moved up 13.8 percent, compared with an 11.6-percent drop in 2001. The indexes for plastic resins and materials, fertilizer materials, woodpulp, and paint materials also turned up, after decreasing in the previous year. Paperboard prices fell less than they did in 2001. On the other hand, the rate of increase for the basic inorganic chemicals index slowed from 7.1 percent in 2001 to 0.8 percent in 2002. Prices for medicinal and botanical chemicals decreased at a quicker pace than they did in the preceding year.

The materials for durable manufacturing index moved up 3.1 percent in 2002, compared with a 4.0-percent decrease in the previous year. This reversal was driven by an 11.1-percent rise in prices for steel mill products—their largest calendar-year increase since 1981, when the index rose 11.3 percent. In 2001, prices for steel mill products declined 6.1 percent. The indexes for primary nonferrous metals, hardwood lumber, and building paper and board also turned up, after falling in the prior year. Prices for copper and brass mill shapes and aluminum mill shapes decreased at a slower rate than they did a year earlier. Alternatively, the flat glass index inched up 0.1 percent in 2002, following a 0.6-percent gain in the previous year. Prices for prepared paint increased at a slightly slower rate than they did in 2001.

The index for intermediate foods and feeds rose 4.2 percent in 2002, after edging up 0.3 percent in the prior year. Much of this acceleration was due to prices for prepared animal feeds, which increased 4.0 percent following a 3.6-percent drop in 2001. The indexes for beef and veal and for malt and malt byproducts also turned up, after falling a year earlier. Prices for crude vegetable oils; flour; and mayonnaise, salad dressings, and sandwich spreads rose more in 2002 than they did in 2001. Partially counteracting these accelerating prices, the index for pork fell 7.2 percent in 2002, following a 4.7-percent gain in the previous year. Prices for natural, processed, and imitation cheese and for fluid milk products also turned down, after rising in the prior year. The confectionery materials index advanced more slowly than it did in 2001. Prices for dry milk products fell more in 2002 than they did a year earlier.

The materials and components for construction index rose 0.8 percent in 2002, after showing no change in the previous year. Prices for plastic construction products advanced 3.1 percent, compared with a 2.7-percent decline in 2001. The indexes for fabricated structural metal products, hardwood lumber, softwood lumber, wiring devices, and steel wire also turned up, after falling in the prior year. Prices for gypsum products increased at a faster pace than they did a year earlier. By contrast, the millwork index inched up 0.1 percent in 2002, following a 1.7-percent gain in the previous year. Prices for asphalt felts and coatings turned down, after rising in 2001. The indexes for switchgear and switchboard equipment, air-conditioning and refrigeration equipment, and heating equipment moved up at a slower pace in 2002 than they did a year earlier. Nonferrous wire and cable prices fell more than they did in 2001.

Crude goods

The PPI for Crude Materials for Further Processing surged 24.7 percent in 2002, after falling a record 32.5 percent in calendar year 2001. The majority of this acceleration can be traced to prices for crude energy materials, which increased following declines in 2001. The indexes for crude foodstuffs and feedstuffs and for basic industrial materials also turned up in 2002, after moving down in the prior year. (See table A.)

The index for crude energy materials jumped 61.5 percent in 2002, following a 52.9-percent decline in the previous year. The 2002 rise in crude energy material prices was surpassed only by a record 85.6-percent increase in 2000. Leading the way in 2002, natural gas prices climbed 89.1 percent, compared with a 65.6-percent decrease in 2001. The crude petroleum index moved up 60.6 percent, after dropping 42.4 percent in the prior year. On the other hand, price increases for coal slowed to 1.0 percent in 2002, following a 10.1-percent gain a year earlier.

The index for crude foodstuffs and feedstuffs rose 4.5 percent in 2002, following a 7.6-percent decrease in the previous year. Slaughter cattle prices increased 10.3 percent, after moving down 15.1 percent in the prior year. The index for soybeans also turned up, following a decline in 2001. Prices for slaughter hogs fell at a slower rate than they did in the previous year. The indexes for corn and wheat rose more than they did in 2001. By contrast, fluid milk prices dropped 11.4 percent in 2002, compared with a 3.0-percent gain a year earlier. The indexes for fresh fruits and melons, alfalfa hay, dry vegetables, and fresh vegetables (except potatoes) also turned down, after rising in the prior year.

Prices for crude nonfood materials less energy advanced 12.6 percent in 2002, after decreasing 9.9 percent in the previous year. Leading this acceleration, iron and steel scrap prices rose 27.8 percent, following a 5.6-percent decline in 2001. The indexes for wastepaper, raw cotton, nonferrous metal ores, aluminum base scrap, and copper base scrap also turned up, after falling in the prior year. Alternatively, prices for hardwood logs, bolts, and timber decreased 6.2 percent in 2002, compared with a 27.8-percent gain a year earlier. Construction sand, gravel, and crushed stone prices advanced at a slower rate than they did in 2001. The iron ore index turned down, after rising in the previous year.

Net output price indexes for selected service industries

Among service industries in 2002 (see table B), prices received by the health services sector rose 3.2 percent. Leading this increase, the index for general medical and surgical hospitals advanced 5.3 percent. The indexes for skilled and intermediate care facilities, psychiatric hospitals, specialty hospitals (except psychiatric), medical laboratories, and home healthcare services also moved up in 2002. In contrast, prices charged by the industry for physicians' services inched down 0.2 percent in 2002.

The index for water transportation services went up 9.6 percent in 2002, as prices

received by the industry for deep sea foreign transportation of freight jumped 19.9 percent. The PPIs for deep sea domestic freight transportation, freight transportation on the Mississippi River, and tugging and towing services also rose in 2002. On the other hand, prices received by the industry for freight transportation on the Great Lakes and the Saint Lawrence Seaway and the industry index for marine cargo handling fell in 2002.

Prices charged by the motor freight transportation and warehousing sector increased 2.3 percent in 2002. Within this industry group, the indexes for courier services (except by air), local trucking without storage, and nonlocal trucking rose 3.2, 1.5, and 2.6 percent, respectively. Prices received by the industries

Table B. Summary of December-to-December and 3-month percent changes for selected services industries, not seasonally adjusted

Grouping	Percentage change 12 months ended December—			Not seasonally adjusted percent changes for the 3 months ended—			
	2000	2001	2002	March 2002	June 2002	September 2002	December 2002
Railroads, line-haul operating	1.8	2.3	1.3	0.5	0.3	0.1	0.4
Motor freight transportation and warehousing	5.3	1.0	2.3	.3	.6	.6	.6
Water transportation	7.7	3.8	9.6	-.8	4.1	3.7	2.3
Air transportation, scheduled	18.6	2.0	1.0	-.5	-.6	1.4	.8
Air courier services	8.3	3.3	3.6	.4	2.5	.1	.7
Communications	—	—	-.4	-1.0	1.1	0	-.5
Grocery stores	4.7	5.6	3.9	1.8	.1	2.2	-.3
New car dealers	1.0	3.0	3.6	4.8	.4	-.5	-1.0
Gasoline service stations	—	—	-56.6	-38.6	32.0	-56.3	22.6
Property and casualty insurance	1.1	3.7	5.1	1.1	1.0	1.2	1.6
Operators and lessors of nonresidential buildings	1.3	1.3	3.0	2.9	.6	-.2	-.3
Advertising agencies	4.0	2.5	3.6	.8	2.5	.3	0
Building cleaning and maintenance services	3.9	3.7	.3	.1	-.1	0	.3
Help supply services	1.2	0	2.3	-.2	1.2	1.1	.1
Prepackaged software	2.4	-2.6	1.7	-.5	-1.0	1.8	1.5
Offices of physicians	1.6	2.8	-.2	-.3	0	.1	0
Skilled and intermediate care facilities	6.3	5.4	2.7	1.3	.4	1.3	-.4
General medical and surgical hospitals	3.7	2.7	5.3	.9	.3	1.9	2.1
Legal services	3.9	4.2	3.4	1.6	.6	.8	.4
Engineering services	3.1	5.9	2.6	1.0	.6	1.2	-.2
Accounting, auditing, and bookkeeping	3.3	.6	2.9	1.4	.9	.5	.1

NOTE: Dash indicates data are not available.

for general freight warehousing and storage, local trucking with storage, and farm product warehousing and storage also moved up in 2002. Conversely, the index for the refrigerated warehousing and storage industry fell 0.5 percent in 2002.

Among other service-sector gains in 2002, prices received by the U.S. Postal Service climbed 6.6 percent, due to a rate increase implemented on June 30. The industry-based PPIs for professional services—engineering, architectural, accounting, and legal—also rose. Prices charged for help supply services, passenger car

rental, prepackaged software, advertising agencies, air courier services, airports and flying fields, scheduled air transportation, and railroad line-haul operations also moved higher in 2002.

The index for the communications sector edged down 0.4 percent in 2002, due to a 3.6-percent decline in prices received by the industry for telephone communications (except radiotelephone). Nearly offsetting this decrease, the industry indexes for television broadcasting, cable and other pay-television services, wireless telecommunications, and radio broadcasting advanced in 2002.

NAICS Conversion

The net output price indexes will be converted from the 1987 Standard Industrial Classification (SIC) basis to the 2002 North American Industry Classification System (NAICS) basis with the February 2004 release of January 2004 indexes. The NAICS conversion involves major definitional changes to many of the currently published SIC-based indexes. After the conversion to NAICS, SIC-based indexes will no longer be produced or published. Historical

index data based on the NAICS publication structure will be available depending on the scope of the definitional changes between SIC and NAICS.

For more information, contact the Division of Industrial Prices and Price Indexes, Section of Index Analysis and Public Information at ppi-info@bls.gov or (202) 691-7705.

Table 1. Producer price indexes for stage-of-processing groupings, 2002¹

Grouping	Annual Average	January	February	March	April	May	June	July	August	September	October	November	December
Finished goods.....	138.9	137.4	137.7	138.7	138.8	138.6	139.0	138.8	138.8	139.1	140.7	139.7	139.0
Finished consumer goods.....	139.4	137.2	137.5	138.9	139.2	139.1	139.6	139.6	139.6	140.0	141.6	140.4	139.6
Finished consumer foods.....	140.1	141.1	142.3	143.4	139.2	139.4	139.8	139.8	139.3	138.7	139.2	139.2	139.5
Crude.....	128.5	139.4	146.4	160.3	115.1	124.4	126.2	125.8	125.4	119.0	123.8	123.2	112.7
Processed.....	141.0	141.1	141.9	141.9	141.2	140.6	140.9	140.9	140.4	140.3	140.4	140.5	141.8
Finished consumer goods, excluding foods.....	138.8	135.4	135.4	136.9	138.9	138.6	139.3	139.1	139.3	140.2	142.2	140.5	139.3
Nondurable goods less foods.....	139.8	134.4	134.3	136.7	139.8	139.5	140.6	141.0	141.5	142.8	143.8	142.0	140.6
Durable goods.....	133.0	133.9	134.1	133.6	133.5	133.0	132.8	131.5	131.0	131.1	134.8	133.6	132.8
Capital equipment.....	139.1	139.7	139.8	139.5	139.3	139.1	139.0	138.4	138.2	138.3	139.9	139.5	139.1
Manufacturing industries.....	140.0	140.3	140.3	140.3	140.0	139.9	139.8	139.7	139.6	139.7	140.1	140.0	140.0
Nonmanufacturing industries.....	138.7	139.4	139.5	139.2	139.0	138.6	138.6	137.7	137.5	137.7	139.7	139.2	138.7
Intermediate materials, supplies, and components.....	127.8	125.5	125.2	126.1	127.2	127.1	127.7	128.1	128.4	129.3	129.7	129.7	129.4
Materials and components for manufacturing.....	126.1	124.5	124.6	125.1	125.5	125.5	125.9	126.3	126.5	126.9	127.4	127.6	127.2
Materials for food manufacturing.....	123.2	122.1	122.6	122.9	121.8	121.2	122.1	122.7	123.1	123.9	124.3	125.0	126.9
Materials for nondurable manufacturing.....	129.2	125.4	125.4	126.5	128.0	128.1	128.8	129.7	130.3	131.5	132.9	132.8	131.4
Materials for durable manufacturing.....	124.7	122.5	122.6	123.5	123.7	124.1	124.7	125.3	125.3	125.9	125.9	126.3	126.2
Components for manufacturing.....	126.1	126.3	126.3	126.4	126.3	126.2	126.1	126.0	125.9	125.9	125.8	126.0	125.9
Materials and components for construction.....	151.3	150.2	150.2	150.7	151.1	151.4	151.5	151.7	152.1	152.1	151.7	151.2	151.1
Processed fuels and lubricants.....	96.3	90.0	88.8	91.3	95.3	94.8	96.4	97.3	97.6	100.6	101.6	101.2	100.9
Manufacturing industries.....	98.7	94.6	93.2	94.4	97.2	97.3	98.6	99.2	99.0	101.5	102.0	104.0	103.6
Nonmanufacturing industries.....	94.8	87.1	86.0	89.3	94.1	93.3	95.1	96.1	96.8	100.1	101.5	99.4	99.2
Containers.....	152.1	152.6	151.9	151.7	151.2	151.0	151.3	151.4	151.5	152.5	153.3	153.4	153.2
Supplies.....	138.9	138.2	138.1	138.3	138.5	138.4	138.7	139.1	139.3	139.6	139.5	139.6	139.6
Manufacturing industries.....	144.7	144.7	144.5	144.2	144.5	144.7	144.7	144.7	144.8	144.8	144.8	144.9	144.9
Nonmanufacturing industries.....	136.3	135.4	135.3	135.6	135.8	135.6	136.0	136.5	136.7	137.1	137.0	137.0	137.1
Feeds.....	98.1	94.6	93.4	94.9	95.1	94.0	96.3	100.2	102.2	104.2	101.8	100.4	100.6
Other supplies.....	140.9	140.4	140.3	140.5	140.7	140.6	140.8	140.9	141.1	141.3	141.4	141.6	141.6
Crude materials for further processing.....	108.1	98.9	98.0	103.7	108.3	109.9	105.7	106.8	108.7	110.9	112.6	116.1	118.1
Foodstuffs and feedstuffs.....	99.5	99.6	102.0	102.8	96.5	98.2	96.8	98.0	99.7	100.7	99.9	99.7	100.5
Nonfood materials.....	111.4	95.0	91.4	100.9	114.0	115.6	109.2	110.2	112.1	115.4	119.0	125.3	128.2
Nonfood materials except fuel ²	101.0	86.0	89.5	96.4	100.8	105.8	99.9	103.5	105.8	108.3	107.5	102.6	105.7
Manufacturing ²	92.5	78.4	81.8	88.2	92.3	97.1	91.4	94.9	97.0	99.4	98.6	94.1	96.9
Construction.....	181.4	178.7	178.7	179.7	182.0	182.4	182.4	182.7	182.2	182.3	182.9	181.8	181.1
Crude fuel ³	117.3	100.5	85.0	98.0	124.4	120.1	113.7	109.8	111.1	115.4	126.0	150.6	153.0
Manufacturing industries ³	113.4	98.0	83.7	95.8	120.0	116.1	110.0	106.5	107.6	111.5	121.3	144.1	146.2
Nonmanufacturing industries ³	119.8	102.5	86.7	100.0	127.0	122.7	116.0	112.1	113.4	117.9	128.7	153.9	156.4
Special groupings													
Finished goods, excluding foods.....	138.3	136.3	136.3	137.2	138.5	138.2	138.6	138.3	138.4	139.0	140.8	139.6	138.7
Intermediate materials less foods and feeds.....	128.5	126.1	125.9	126.8	127.9	127.9	128.4	128.8	129.0	130.0	130.4	130.3	130.0
Intermediate foods and feeds.....	115.5	113.6	113.6	114.3	113.6	112.9	114.2	115.8	116.8	118.0	117.4	117.5	118.8
Crude materials less agricultural products ^{2 4}	112.6	95.6	91.9	102.0	115.7	117.4	110.6	111.1	113.2	116.6	120.3	126.6	129.6
Finished energy goods.....	88.8	81.3	81.3	85.0	88.8	88.4	89.8	90.5	91.3	93.0	94.5	91.3	90.7
Finished goods less energy.....	147.3	147.7	148.1	148.2	147.3	147.1	147.3	146.7	146.5	146.4	147.9	147.6	147.0
Finished consumer goods less energy.....	150.8	151.1	151.6	151.9	150.6	150.5	150.7	150.3	150.0	149.9	151.3	151.0	150.2

See footnotes at end of table.

Table 1. Producer price indexes for stage-of-processing groupings, 2002¹—Continued

Grouping	Annual Average	January	February	March	April	May	June	July	August	September	October	November	December
Finished goods less foods and energy.....	150.2	150.4	150.4	150.2	150.4	150.2	150.2	149.5	149.3	149.5	151.3	150.9	149.9
Finished consumer goods less foods and energy.....	157.6	157.6	157.6	157.4	157.9	157.7	157.8	157.1	156.8	157.1	159.1	158.6	157.2
Consumer nondurable goods less foods and energy.....	177.5	176.4	176.2	176.3	177.6	177.6	178.0	177.9	177.9	178.3	178.5	178.9	176.7
Intermediate energy goods.....	95.9	89.6	88.4	90.9	94.9	94.6	96.2	96.7	97.0	100.4	101.6	101.0	100.0
Intermediate materials less energy.....	134.5	133.3	133.3	133.8	134.0	134.0	134.4	134.8	135.0	135.3	135.4	135.5	135.5
Intermediate materials less foods and energy.....	135.8	134.6	134.6	135.0	135.4	135.4	135.7	136.0	136.2	136.5	136.6	136.7	136.6
Crude energy materials.....	102.0	82.8	76.9	89.9	107.3	108.3	97.8	98.1	101.2	105.9	111.3	120.0	124.0
Crude materials less energy.....	108.7	106.2	108.5	109.3	105.5	107.5	107.4	108.9	110.0	110.6	109.9	109.8	110.5
Crude nonfood materials less energy.....	135.7	126.1	128.1	129.0	131.8	134.9	138.6	141.0	140.3	140.0	139.3	139.8	139.9

¹ Monthly data and annual averages have been revised to reflect the availability of late reports and corrections by respondents.

² Includes crude petroleum.

³ Excludes crude petroleum.

⁴ Formerly titled "Crude materials for further processing, excluding crude foodstuffs and feedstuffs, plant and animal fibers, oilseeds, and leaf tobacco."

Table 2. Producer price indexes for durability-of-product groupings, 2002¹

Grouping	Annual Average	January	February	March	April	May	June	July	August	September	October	November	December
Total durable goods.....	132.9	132.8	133.0	133.0	132.9	132.9	133.0	132.7	132.5	132.6	133.4	133.2	133.0
Total nondurable goods.....	129.5	125.2	124.8	127.1	128.9	128.9	129.0	129.7	130.4	131.7	132.7	132.7	132.5
Total manufactures.....	134.8	132.9	133.1	134.0	134.9	134.6	134.7	134.9	135.0	135.6	136.8	136.0	135.4
Durable.....	133.1	133.1	133.3	133.2	133.1	133.0	133.0	132.7	132.6	132.7	133.6	133.3	133.1
Nondurable.....	136.3	132.2	132.5	134.4	136.3	135.9	136.1	136.8	137.2	138.4	139.7	138.4	137.5
Total raw or slightly processed goods.....	114.2	109.2	107.9	110.9	112.6	113.5	113.4	114.1	115.1	116.7	116.8	119.3	120.4
Durable.....	132.3	122.5	125.4	127.7	131.0	134.3	136.6	136.4	135.5	135.5	134.3	133.7	133.9
Nondurable.....	113.3	108.6	107.1	110.1	111.8	112.5	112.3	113.0	114.2	115.9	116.1	118.7	119.9

¹ Monthly data and annual averages have been recalculated to incorporate late reports and corrections by respondents.

Table 3. Producer price indexes for the net output of selected industries and their products, 2002¹—Continued

Industry and product	Industry code	Product code	Index base	Annual Average	January	February	March	April	May	June	July	August	September	October	November	December	
Natural and processed cheese—Continued																	
Processed cheese		2022-411	06/81	136.5	136.9	136.6	136.5	136.6	136.6	136.3	136.0	136.2	136.2	137.1	136.3	136.7	
Cheese food		2022-413	06/81	147.0	149.9	150.7	147.8	148.1	148.7	147.7	145.7	144.5	145.4	145.6	146.0	143.9	
Secondary products and miscellaneous receipts																	
Miscellaneous receipts		2022-SM															
Secondary products		2022-S	06/81	104.4	112.9	111.9	104.3	105.8	107.4	104.7	100.7	95.2	100.6	112.8	98.2	98.2	
Other secondary products		2022-SS	06/81	101.7	108.5	104.9	103.8	102.3	98.9	98.0	97.2	97.0	97.4	105.5	102.3	104.1	
Dry, condensed, and evaporated milk		2023-S	06/81	192.6	189.4	190.2	190.4	190.5	189.6	189.5	189.9	190.2	189.8	200.7	200.3	200.3	
Fluid milk		2026-S	06/81	78.9	108.4	90.5	83.6	79.4	72.0	67.7	65.3	66.7	70.6	89.2	74.9	78.8	
				82.1	88.2	87.3	88.2	85.9	80.4	80.9	79.5	77.4	76.5	79.7	78.7	82.3	
Dry, condensed, and evaporated milk products																	
Primary products	2023		12/83	139.9	145.0	143.7	141.9	141.6	139.8	138.0	138.0	137.7	137.5	138.5	138.5	139.0	
Dry milk products and mixtures incl. ndm, and all feed grade dry milk		2023-P	12/83	155.9	159.2	158.2	156.6	156.3	155.3	154.3	154.9	154.4	154.6	155.6	155.5	155.9	
Canned milk products, consumer cans incl. evap. and condensed, excl. substitutes		2023-5	12/83	133.2	136.3	135.4	134.0	133.8	132.2	131.1	132.1	131.4	131.7	133.3	133.5	134.3	
Concentrated milk products shipped in bulk (drums, tanks etc.) excl. substitutes		2023-6	12/83	201.0	200.2	200.2	200.3	199.6	200.5	200.5	202.3	201.2	201.4	202.6	201.7	202.1	
Ice cream mixes and related products incl. yogurt, ice milk, and milkshake mixes		2023-7	12/83	(¹)	(¹)	(¹)	(¹)	(¹)	(¹)	(¹)	(¹)	122.0	122.5	122.7	124.4	123.4	122.6
Dairy product substitutes, incl. dry coffee whiteners, and infants' formula etc.		2023-8	04/00	(¹)	(¹)	(¹)	(¹)	(¹)	(¹)	(¹)	(¹)	94.0	93.7	93.7	93.5	93.5	93.7
Secondary products and miscellaneous receipts		2023-9	06/92	125.1	125.2	125.2	125.2	125.3	125.3	124.9	124.9	124.9	124.9	125.1	125.1	125.1	
Miscellaneous receipts		2023-SM															
Contract work and other miscellaneous receipts		2023-M	12/83	122.7	124.1	124.2	123.9	123.3	121.9	121.6	120.9	121.6	122.4	123.0	123.0	122.8	
Resales		2023-XY9	06/02	(¹)	(¹)	(¹)	(¹)	(¹)	(¹)	(¹)	100.0	100.0	100.0	101.2	101.2	101.2	
Secondary products		2023-Z89	12/83	(¹)	122.6	122.7	122.4	121.8	120.5	120.2	(¹)	(¹)	(¹)	(¹)	(¹)	(¹)	
		2023-S	12/83	91.0	99.6	97.7	95.4	95.2	92.1	88.4	87.5	87.6	86.3	87.0	87.5	88.2	
Ice cream and frozen desserts																	
Primary products	2024		06/83	158.8	159.1	159.1	159.3	159.2	158.9	158.8	158.6	158.5	158.4	158.3	158.4	159.1	
Ice cream and frozen desserts		2024-P	06/83	161.7	161.8	162.0	162.2	161.9	161.7	161.5	161.5	161.3	161.2	161.2	161.3	162.0	
Conventional ice cream or custard and reduced fat ice cream (ice milk)		2024-1	06/83	161.7	161.8	162.0	162.2	162.2	161.9	161.7	161.5	161.3	161.2	161.2	161.3	162.0	
Bulk ice cream or custard with conventional fat content (3 gallons or more)		2024-1A	12/98	104.9	105.1	105.2	105.3	105.3	105.1	105.0	104.8	104.6	104.6	104.6	104.6	105.1	
Consumer-size ice cream and custard (16 oz. to less than 3 gallons)		2024-114	06/83	164.3	164.6	164.5	164.3	164.9	164.2	163.7	164.5	164.4	164.2	164.1	164.1	164.2	
Superpremium and premium		2024-115	06/83	168.2	168.5	168.7	168.8	168.9	168.5	168.4	167.7	167.4	167.4	167.3	167.4	168.7	
Regular and economy		2024-11502	06/92	129.3	129.2	128.9	129.1	129.6	129.3	129.3	129.2	129.1	129.0	129.0	129.1	130.6	
Novelty forms of ice cream & custard (conventional fat content)		2024-11503	06/92	151.1	151.9	152.6	152.5	152.1	151.8	151.4	150.5	150.0	150.0	149.9	150.0	150.4	
Reduced fat/nonfat ice cream (ice milk); all forms (bulk, consumer, or novelty)		2024-117	06/92	117.4	117.0	117.2	117.6	117.5	117.5	117.4	117.3	117.3	117.3	117.3	117.4	117.4	
Frozen dairy and nondairy desserts other than ice cream or ice milk		2024-119	12/98	105.3	105.6	105.6	106.4	105.5	105.5	105.4	105.1	104.9	104.9	104.9	104.9	105.1	
Frozen yogurt; including nonfat		2024-1B	12/98	107.0	106.9	106.9	107.0	107.0	107.0	107.0	107.0	107.0	107.0	107.0	107.0	107.5	
Other frozen desserts; e.g., tofu, mellorine, sherbets, sorbets, ices, & pops		2024-121	06/92	127.6	127.4	127.4	127.4	127.5	127.5	127.5	127.5	127.5	127.5	127.5	127.5	128.7	
Secondary products and miscellaneous receipts		2024-123	12/98	106.4	106.2	106.2	106.4	106.4	106.4	106.4	106.4	106.4	106.4	106.5	106.5	106.6	
Miscellaneous receipts		2024-SM															
Secondary products		2024-M	06/83	148.4	148.2	148.2	148.2	148.2	148.1	148.6	148.6	148.6	148.6	148.6	148.6	148.6	
		2024-S	06/83	135.3	137.8	136.6	136.9	135.4	134.1	133.9	135.0	135.0	134.5	134.3	134.5	135.0	
Fluid milk																	
Primary products	2026		12/82	146.4	148.7	148.6	148.3	147.4	146.8	146.5	145.6	144.8	144.6	144.0	145.7	145.2	
Bulk fluid milk and cream		2026-P	12/82	141.9	144.6	144.1	144.0	143.1	142.4	142.0	141.0	140.4	140.1	139.4	141.4	140.9	
Packaged fluid milk and related products		2026-1	12/91	97.7	105.4	103.6	102.8	100.7	96.4	96.5	95.9	93.5	92.6	92.0	97.3	95.5	
		2026-2	12/82	149.8	152.1	151.6	151.8	150.7	150.6	150.3	148.8	148.5	148.2	147.3	149.2	148.8	

See footnotes at end of table.

Table 3. Producer price indexes for the net output of selected industries and their products, 2002¹—Continued

Industry and product	Industry code	Product code	Index base	Annual Average	January	February	March	April	May	June	July	August	September	October	November	December
Fluid milk—Continued																
Fluid whole milk, packaged (including U.H.T.)		2026-212	12/82	142.4	142.9	142.1	144.3	143.6	143.3	142.4	141.9	141.6	141.6	140.5	142.3	142.0
Lowfat milk, 0.5-2.0% butterfat, packaged (including U.H.T.)		2026-223	12/82	159.5	161.9	161.9	160.8	159.8	159.7	159.6	158.5	158.2	157.4	157.1	159.6	159.0
Skim milk, packaged (including U.H.T.)		2026-225	12/82	167.2	169.7	167.6	167.2	166.6	166.6	167.9	166.9	166.2	166.5	166.3	167.9	166.9
Creams, half-and-half, and dairy-based whipped toppings		2026-299	06/98	113.0	118.6	118.9	117.5	115.4	115.3	114.8	110.4	110.2	109.8	107.8	108.2	108.7
Cottage cheese (including farmers' cheese, pot cheese, and bakers' cheese)		2026-3	12/82	184.8	185.9	186.1	183.4	185.6	185.5	183.7	184.2	184.2	184.6	184.4	184.9	184.9
Yogurt, except frozen		2026-5	12/82	127.3	127.9	127.9	127.9	127.9	127.0	127.0	127.0	127.0	127.0	127.0	127.0	127.0
Perishable dairy product substitutes		2026-7	12/91	113.9	114.4	115.3	114.9	115.0	115.1	113.1	113.0	113.0	113.0	113.1	113.1	113.1
Other milk products, n.e.c.		2026-8	12/91	126.5	127.4	127.3	126.9	126.5	126.9	126.6	126.1	125.9	125.9	125.7	126.4	126.5
Secondary products and miscellaneous receipts																
Miscellaneous receipts		2026-M	12/82	165.6	173.1	164.5	164.3	165.1	166.0	165.5	165.2	164.6	164.4	164.1	165.0	165.0
Resales		2026-Z89	12/82	165.6	173.1	164.5	164.3	165.1	166.0	165.5	165.2	164.6	164.4	164.1	165.0	165.0
Secondary products		2026-S	12/82	128.7	129.1	130.8	129.8	129.4	129.2	129.0	129.1	127.4	127.9	127.5	127.9	127.5
Canned and preserved fruits and vegetables	203		12/84	135.2	134.9	134.9	134.8	134.9	134.9	134.7	134.9	135.3	135.3	135.5	135.8	136.0
Canned specialties																
Primary products	2032		12/82	174.6	174.8	174.8	174.5	174.0	174.1	174.2	174.9	174.9	174.4	174.8	174.9	174.9
Canned baby foods, except cereal and biscuits		2032-1	12/82	181.0	181.2	181.2	180.9	180.6	180.4	180.6	181.2	181.2	180.8	181.2	181.2	181.2
Canned soups, except frozen or seafood		2032-2	12/82	225.7	225.9	225.9	225.4	225.1	225.1	225.1	226.1	226.1	225.4	225.9	226.1	226.1
Canned dry beans including baked		2032-3	12/82	123.3	123.6	123.6	123.3	122.8	122.7	122.7	123.5	123.5	122.8	123.4	123.5	123.5
Canned specialty foods		2032-4	12/82	128.7	128.7	128.7	128.8	128.7	128.8	128.6	128.9	128.9	128.8	128.9	128.9	128.9
Secondary products and miscellaneous receipts		2032-SM														
Secondary products		2032-S	12/82	147.6	147.9	147.9	147.4	146.2	147.1	147.1	147.9	148.1	147.5	148.0	148.1	148.1
Canned fruits, vegetables, preserves, jams and jellies																
Primary products	2033		06/81	143.7	144.1	144.1	143.9	144.0	144.3	142.7	142.5	143.3	143.9	143.8	143.9	144.1
Canned fruits, except baby foods		2033-P	06/81	143.5	144.1	143.9	143.8	143.9	144.2	142.3	142.0	142.9	143.7	143.4	143.6	143.6
Applesauce		2033-1	06/81	145.7	144.6	144.8	144.4	144.5	144.5	144.1	144.2	144.2	149.9	146.7	148.3	148.7
Pears, including spiced		2033-171	06/81	150.7	149.1	150.6	149.6	150.0	148.9	148.8	148.8	151.2	150.7	155.6	155.6	
Other canned fruit		2033-175	06/81	111.2	111.0	111.4	111.2	111.2	111.2	111.2	111.2	111.0	111.3	111.3	111.3	
Other canned fruit		2033-198	10/88	106.1	104.2	106.3	106.3	106.3	106.3	106.3	106.3	106.3	106.3	106.3	106.3	
Canned vegetables, except hominy and mushrooms		2033-2	06/81	136.8	138.4	138.3	137.7	137.8	137.2	136.3	135.6	135.2	135.5	135.5	135.6	
Beans, green and wax (including blue lake)		2033-207	06/81	141.3	150.1	150.1	147.7	146.9	147.0	143.4	140.0	137.2	135.8	132.8	132.8	
Carrots		2033-215	06/81	154.8	154.8	154.8	154.8	154.8	154.8	154.8	154.8	154.2	154.8	151.4	151.4	
Vegetable combinations		2033-235	06/81	158.9	158.9	158.9	157.4	157.4	157.4	157.4	156.3	156.3	156.3	154.8	154.8	
Pumpkin and squash (including pie mix)		2033-253	12/87	143.0	141.5	141.5	141.5	143.5	143.5	143.5	143.5	143.5	143.5	143.5	143.5	
White potatoes		2033-275	06/81	168.5	168.5	168.5	168.5	168.5	168.5	168.5	168.5	168.5	168.5	168.5	168.5	
Sauerkraut		2033-276	06/81	208.2	201.0	201.2	206.7	208.6	204.0	209.0	210.5	210.5	210.5	210.5	212.0	
Asparagus		2033-291	12/87	(¹)	123.4	120.3	(¹)	123.4	(¹)	126.6	126.6	(¹)	(¹)	120.7	(¹)	
Beets		2033-293	06/81	156.3	157.5	155.1	155.7	158.5	153.9	153.5	154.4	154.4	154.4	154.2	159.0	
Sweet corn, whole kernel		2033-294	06/81	114.8	116.8	116.8	115.9	115.9	115.9	114.3	114.0	113.8	113.5	113.5	113.5	
Sweet corn, cream style		2033-295	08/81	111.5	111.9	111.9	111.9	111.9	111.9	111.9	111.9	111.3	110.7	110.7	110.7	
Green peas		2033-296	06/81	138.1	139.1	139.1	139.1	139.1	139.1	138.4	136.9	136.9	136.9	136.9	136.9	
Tomatoes		2033-297	06/81	137.2	136.0	136.5	136.0	136.0	137.1	137.2	135.9	135.9	135.9	140.2	140.2	
Other canned vegetables		2033-299	12/87	129.8	129.8	129.8	129.8	129.8	129.8	129.8	129.8	129.8	129.8	129.8	129.8	
Canned or fresh fruit juices, nectars, and concentrates		2033-4	06/81	153.1	157.1	156.0	156.5	156.4	157.2	150.9	150.5	150.5	150.5	150.4	150.8	
Canned fruit juices, nectars, and concentrates		2033-4A	06/95	114.1	117.7	117.7	117.7	117.7	117.9	111.8	111.3	111.3	111.3	111.3	111.6	
Apple juice, single strength		2033-411	06/81	159.0	160.3	160.3	160.3	160.3	162.3	161.2	157.3	157.3	157.3	157.3	(¹)	
Pineapple juice, single strength		2033-428	06/81	146.3	146.0	146.0	146.0	146.0	146.0	146.0	146.6	146.6	146.6	146.6	146.6	
Other single strength fruit juices and mixtures of fruit juices		2033-472	06/81	120.0	120.1	120.1	120.1	120.1	120.1	119.9	119.9	119.9	119.9	119.9	119.9	
Fruit juice, concentrated, hot pack		2033-494	12/87	146.2	145.5	145.3	145.3	145.3	145.3	145.3	145.3	145.3	145.3	(¹)	150.4	

See footnotes at end of table.

Table 3. Producer price indexes for the net output of selected industries and their products, 2002¹—Continued

Industry and product	Industry code	Product code	Index base	Annual Average	January	February	March	April	May	June	July	August	September	October	November	December
Canned fruits, vegetables, preserves, jams and jellies—Continued																
Fresh fruit juices and nectars		2033-4B	06/95	108.5	109.2	106.1	107.5	107.2	108.8	108.9	109.0	109.0	109.1	108.9	109.3	109.2
Fresh orange juice, single strength		2033-496	06/95	113.4	115.6	110.8	110.7	110.7	115.2	114.2	114.0	114.0	114.1	114.0	114.0	114.0
Other fresh fruit juices and nectars		2033-498	06/95	105.0	104.3	102.9	105.7	105.2	103.9	105.0	105.4	105.3	105.5	105.1	106.0	105.8
Canned vegetable juices		2033-5	06/81	141.2	141.8	141.8	141.8	141.8	141.8	142.5	142.5	142.5	130.3	142.5	142.5	142.5
Tomato juice		2033-515	06/81	138.7	139.3	139.3	139.3	139.3	139.3	140.0	140.0	140.0	128.0	140.0	140.0	140.0
Catsup, and other canned tomato sauces, pastes, etc.		2033-6	06/81	138.4	136.7	136.7	136.7	137.0	137.0	137.0	137.0	140.9	140.8	141.1	140.2	140.2
Tomato sauces		2033-614	06/81	145.2	142.9	142.9	142.9	146.0	146.0	146.0	146.0	146.2	146.2	146.2	145.7	145.7
Tomato sauces, 7.1 - 10 oz. size		2033-61413	12/87	108.6	108.6	108.6	108.6	108.6	108.6	108.6	108.6	109.0	109.0	109.0	108.2	108.2
Tomato sauces, other sizes		2033-61419	12/87	121.7	118.5	118.5	118.5	122.8	122.8	122.8	122.8	122.8	(²)	122.8	122.8	122.8
Catsup		2033-621	06/81	138.2	138.7	138.7	138.7	138.4	138.4	138.4	138.4	138.4	138.4	139.4	136.3	136.3
Catsup, 14 - 32 oz. size		2033-62122	12/87	105.2	105.8	105.8	105.8	105.2	105.2	105.2	105.2	105.2	105.2	104.5	104.5	104.5
Catsup, all other sizes		2033-62123	12/87	134.7	135.0	135.0	135.0	135.0	135.0	135.0	135.0	135.0	(²)	137.2	132.3	132.3
Spaghetti, pizza, and marinara sauces (less than 20 percent meat)		2033-631	06/95	108.2	104.8	104.8	104.8	104.8	104.8	104.8	104.8	113.0	113.0	113.0	113.0	113.0
Tomato paste		2033-662	06/81	113.9	114.0	114.0	114.0	114.0	114.0	114.0	114.0	114.0	113.7	113.7	113.7	113.7
Canned jams, jellies, and preserves		2033-8	06/81	147.3	146.4	147.2	147.3	147.3	147.3	147.2	147.3	147.2	147.3	148.0	147.7	148.0
Pure strawberry jams and preserves		2033-811	06/81	159.7	157.2	159.9	159.9	159.9	159.9	159.9	159.9	159.9	159.9	159.9	159.9	159.9
Secondary products and miscellaneous receipts		2033-SM														
Secondary products		2033-S	06/81	159.5	157.6	159.1	157.6	157.6	158.9	158.9	159.8	160.7	159.4	160.6	161.5	162.4
Canned specialties		2032-S	06/81	144.3	142.6	142.6	142.6	142.6	142.6	142.5	146.0	146.0	146.0	146.0	146.0	146.0
Other secondary products		2033-SSS	06/81	145.6	144.4	145.2	144.6	144.6	145.0	144.7	144.6	146.2	145.8	147.8	145.3	149.2
Bottled and canned soft drinks		2086-S	06/95	110.2	107.6	110.5	107.3	107.3	110.3	110.8	111.0	111.7	108.8	109.9	114.7	112.8
Dried & dehydrated fruits, vegetables, & soup mixes	2034		12/82	148.5	146.3	147.8	148.4	148.9	148.4	149.1	150.1	149.8	148.2	148.3	147.7	149.0
Primary products		2034-P	12/82	147.6	145.6	146.4	147.2	147.7	147.1	147.9	149.0	148.5	148.0	148.1	147.3	148.0
Dried fruits and vegetables		2034-A	12/82	150.7	148.2	149.3	150.3	151.0	150.1	151.2	152.6	152.3	151.2	151.1	150.2	151.1
Dried fruits		2034-11	12/82	114.9	114.3	114.1	114.1	114.1	114.1	113.8	115.6	114.8	114.9	115.7	115.7	117.1
Dried vegetables		2034-21	12/82	182.1	176.8	179.9	182.4	184.1	181.9	185.1	185.6	186.1	183.3	181.7	179.4	179.4
Dehydrated potatoes, except potato flour		2034-213	12/82	229.6	216.8	223.8	229.0	233.9	233.9	235.5	236.6	236.8	230.6	230.6	221.9	225.2
Dried Onions		2034-214	12/82	114.1	114.3	114.6	114.3	113.6	111.5	114.5	115.0	114.5	114.5	(²)	114.5	112.7
Other dried vegetables & vegetable flours, including potato flour		2034-219	12/82	124.9	124.3	125.0	125.9	125.5	122.1	125.8	125.7	126.6	126.1	123.1	125.3	123.5
Dried soup mixes		2034-B	12/82	135.4	135.2	135.1	135.1	135.1	135.2	135.2	135.2	134.4	135.4	136.2	136.1	136.1
Secondary products and miscellaneous receipts		2034-SM														
Miscellaneous receipts		2034-M	09/86	157.7	154.0	163.5	163.5	163.5	163.5	163.5	163.8	165.5	144.3	144.3	146.0	157.1
Secondary products		2034-S	12/82	150.4	146.7	149.6	149.6	150.5	150.5	150.5	150.5	151.4	151.4	151.4	150.4	152.2
Pickled fruits and vegetables, vegetable sauces and seasonings, and salad dressings	2035		06/81	165.3	164.3	164.4	164.6	164.4	164.3	165.2	165.3	165.9	165.7	165.9	166.5	167.0
Primary products		2035-P	06/81	175.3	174.1	174.2	174.4	174.1	174.0	175.0	175.2	175.9	176.1	176.3	177.1	177.7
Pickles and other pickled products		2035-2	06/81	190.3	189.7	189.7	189.9	189.5	189.9	189.9	191.1	191.1	191.1	191.1	191.1	191.1
Prepared meat sauces (except tomato-based)		2035-3	06/81	158.3	158.0	158.0	158.0	157.8	157.5	158.7	158.9	158.6	158.6	158.5	158.6	158.6
Mayonnaise, salad dressings and sandwich spreads		2035-4	06/81	171.7	169.7	169.8	170.1	169.9	169.7	171.0	171.3	172.3	172.6	173.1	174.6	175.7
Spoon type dressing		2035-419	12/00	102.6	101.8	101.3	101.4	101.3	101.3	102.0	102.2	103.0	103.3	103.8	104.7	105.7
Pourable salad dressings (regular or low calorie)		2035-435	06/81	163.0	160.1	162.4	163.0	162.3	161.6	163.5	163.5	163.7	163.7	163.2	164.4	164.4
Secondary products and miscellaneous receipts		2035-SM														
Miscellaneous receipts		2035-M	06/94	104.3	108.5	108.5	108.5	111.4	111.4	111.4	111.4	111.4	92.3	92.3	92.3	92.3
Secondary products		2035-S	06/81	140.5	139.7	140.3	140.4	140.5	140.3	140.7	140.0	140.7	140.9	140.9	140.9	141.2
Frozen fruits and vegetables	2037		06/81	144.1	142.7	142.6	141.8	142.7	142.6	143.4	144.0	144.5	145.4	146.1	146.4	146.8
Primary production		2037-P	06/81	132.6	131.8	131.6	130.8	131.6	131.4	131.7	132.3	132.7	133.7	134.3	134.6	135.2
Frozen fruits & concentrated juices, ades, drinks, and nonalcoholic cocktails		2037-1	06/81	116.5	116.4	113.5	113.4	113.3	113.7	116.9	114.9	116.4	119.0	119.4	120.7	121.0
Frozen fruits, melons, and berries		2037-1A	12/90	121.8	115.3	116.3	115.3	115.3	117.4	128.1	120.5	125.8	126.0	127.1	126.9	126.9

See footnotes at end of table.

Table 3. Producer price indexes for the net output of selected industries and their products, 2002¹—Continued

Industry and product	Industry code	Product code	Index base	Annual Average	January	February	March	April	May	June	July	August	September	October	November	December
Frozen fruits and vegetables—Continued																
Frozen concentrated fruit and berry juices		2037-1B	12/90	95.8	97.7	93.9	94.0	93.9	93.8	94.2	94.1	94.4	97.4	97.4	99.1	99.6
Frozen concentrated orange juice		2037-179	06/81	97.7	95.9	95.8	96.0	95.8	95.7	96.1	96.1	96.4	100.0	100.0	102.1	102.6
Other frozen concentrated fruit and berry juices		2037-195	06/81	154.1	190.5	150.7	150.7	150.8	150.7	150.7	150.7	150.7	150.7	151.0	151.0	151.1
Frozen concentrated fruit ades and nonalcoholic drinks and cocktails		2037-1C	12/90	133.0	132.7	132.7	132.7	132.7	132.7	132.7	132.7	132.7	133.5	133.5	133.5	133.5
Citrus pulp and other nonedible citrus byproducts		2037-197	12/98	102.7	91.8	94.0	96.1	94.4	99.0	102.3	105.7	105.7	105.8	127.1	111.1	99.7
Frozen vegetable and potato products including combinations		2037-2	06/81	144.4	143.1	144.4	143.3	144.5	144.0	142.8	144.7	144.6	144.9	145.6	145.3	146.0
Frozen vegetables, except for potato products and vegetable combinations		2037-214	06/97	106.8	106.3	107.5	105.9	107.8	106.4	105.2	107.6	106.7	106.6	108.2	107.0	106.8
Frozen vegetable combinations including those mixed with sauces, rice, & pasta		2037-245	12/90	104.9	104.8	105.0	104.5	106.0	104.4	103.6	105.3	105.5	104.4	104.9	104.9	105.0
Frozen french fried potatoes		2037-248	06/81	150.2	148.3	149.5	149.3	149.3	150.1	148.8	150.1	150.3	151.3	151.1	151.5	153.2
Other frozen potato products, including hashbrowns, patties, puffs, etc.		2037-249	06/81	137.5	135.8	137.0	135.4	136.5	136.2	137.2	137.0	137.9	138.5	138.8	139.0	140.4
Secondary products and miscellaneous receipts		2037-SM														
Miscellaneous receipts		2037-M	06/97	104.5	104.5	103.8	104.6	104.3	105.2	104.3	104.0	104.5	105.0	104.2	104.7	104.9
Secondary products		2037-S	06/81	126.2	119.4	121.2	119.4	121.5	122.2	129.0	130.9	130.9	129.0	130.9	130.9	128.7
Frozen specialties, n.e.c.																
Frozen specialties, n.e.c.	2038		12/82	139.0	139.4	139.2	139.2	139.1	139.2	138.8	138.7	138.8	138.5	138.4	139.4	139.3
Primary products		2038-P	12/82	141.7	142.1	141.9	141.9	141.8	141.9	141.5	141.4	141.5	141.1	141.0	142.2	142.1
Frozen dinners, entrees and side dishes		2038-2	12/82	138.1	138.1	138.1	137.9	137.8	137.9	138.1	138.0	138.0	138.2	138.0	138.8	138.7
Frozen dinners		2038-223	12/82	147.8	147.8	147.8	147.8	147.8	147.8	147.8	147.8	147.8	147.8	147.8	147.8	147.8
Frozen entrees and side dishes (excluding rice dishes and nationality foods)		2038-226	12/82	133.0	132.9	132.9	132.9	132.9	132.9	132.9	133.0	133.0	133.0	133.0	133.0	133.0
Frozen pizza		2038-252	12/82	113.7	114.3	114.3	113.5	113.3	113.6	113.6	113.3	113.0	113.4	113.0	114.9	114.6
All other frozen dinner foods incl. meat pies, nationality foods and rice dishes		2038-299	12/98	106.7	106.1	106.1	106.1	106.1	106.1	106.8	106.7	107.1	107.1	107.1	107.5	107.5
Other frozen specialties		2038-4	06/91	117.4	118.8	118.2	118.8	118.8	116.9	116.8	116.8	115.3	115.3	115.3	117.3	117.3
Frozen waffles, pancakes, and french toast		2038-463	06/91	106.3	105.2	105.1	105.1	105.1	105.1	105.1	105.1	105.1	105.2	105.2	112.1	112.1
Other frozen specialties, except seafood, including soups, and whipped topping		2038-469	06/91	121.4	123.6	122.9	123.6	123.6	123.6	121.0	120.9	121.0	119.0	119.0	119.3	119.3
Secondary products and miscellaneous receipts		2038-SM														
Secondary products		2038-S	12/82	138.1	138.1	138.1	138.1	138.1	138.1	138.1	138.1	138.1	138.1	138.1	138.1	138.1
Grain mill products																
Grain mill products	204		12/84	123.4	121.2	121.1	121.4	121.1	120.3	121.5	123.2	124.4	126.7	126.9	126.3	126.4
Flour and other grain mill products																
Flour and other grain mill products	2041		06/83	107.6	104.3	104.5	105.2	102.1	103.3	103.6	106.8	109.4	113.3	114.8	112.8	111.2
Primary products		2041-P	06/83	107.6	104.3	104.5	105.2	102.2	103.4	103.8	107.0	109.2	113.1	115.1	112.8	111.0
Wheat flour, except flour mixes		2041-1	06/83	113.4	109.6	109.6	110.6	106.5	108.2	108.8	112.6	115.5	120.9	123.0	119.3	116.6
White flour		2041-15	06/98	107.5	104.5	104.5	105.2	100.9	102.8	103.4	106.7	109.5	114.0	116.0	112.7	110.3
Bakers' and institutional flour		2041-152	06/92	97.5	94.4	93.6	94.0	91.8	92.5	93.1	95.7	98.9	104.3	107.4	103.4	101.1
White bread-type flour		2041-1521	06/92	98.2	95.8	95.2	95.8	93.3	93.7	94.4	96.4	99.1	103.3	107.6	103.1	100.4
Bakers' and institutional white bread-type flour shipped in bulk		2041-15218	06/83	107.3	106.1	105.8	106.6	103.2	103.6	104.0	105.3	106.9	109.7	115.7	112.1	109.0
Bakers' and institutional white bread-type flour shipped in containers		2041-15219	06/83	109.9	100.9	98.8	98.4	99.0	99.6	102.0	108.3	117.8	130.4	128.9	118.5	116.1
Bakers' and institutional soft wheat flour		2041-1522	06/92	94.4	88.5	86.5	86.1	85.0	86.9	87.5	92.4	97.7	108.0	106.4	104.4	103.8
Family white flour including self-rising family flour		2041-153	06/92	104.2	101.6	104.0	106.0	96.2	102.5	102.9	107.7	107.9	108.1	106.1	105.0	103.1
All other white flour including white flour for export or further processing		2041-154	06/98	112.1	115.1	113.8	111.5	111.6	101.6	100.8	103.8	108.9	116.4	120.2	121.0	120.3
All other wheat flour, incl. whole wheat, durum, semolina, bulgur, and farina		2041-16	06/92	120.0	111.5	111.4	114.3	112.9	113.1	113.7	119.2	122.7	132.8	134.3	129.5	124.9
Wheat mill products other than flour incl mill feed, germ, bran, etc.		2041-2	06/83	58.3	58.3	57.2	57.8	57.9	55.2	55.0	56.0	56.7	58.0	61.9	61.8	63.2

See footnotes at end of table.

Table 3. Producer price indexes for the net output of selected industries and their products, 2002¹—Continued

Industry and product	Industry code	Product code	Index base	Annual Average	January	February	March	April	May	June	July	August	September	October	November	December	
Flour and other grain mill products—Continued																	
Corn mill products		2041-3	06/83	98.5	94.9	97.1	97.0	95.1	98.6	97.0	100.6	101.4	99.1	99.2	101.3	101.0	
Flour mixes and refrigerated and frozen doughs and batters		2041-5	06/83	139.8	138.5	138.4	138.7	138.7	138.7	138.8	139.6	139.7	140.9	141.8	141.7	141.7	
Other grain mill products incl. rye flour and other mill feed		2041-6	06/83	117.3	107.5	111.3	111.0	110.8	112.0	117.7	117.6	117.4	125.9	126.1	126.3	123.7	
Secondary products and miscellaneous receipts		2041-SM															
Miscellaneous receipts		2041-M	06/92	101.8	98.9	98.9	98.1	91.4	91.1	92.3	97.3	110.3	114.9	104.0	110.7	113.5	
Resales		2041-Z89	06/92	102.1	99.2	99.2	98.4	91.6	91.3	92.5	97.6	110.8	115.5	104.4	111.2	114.0	
Secondary products		2041-S	06/83	119.3	119.1	119.2	119.1	119.1	119.0	119.1	119.3	119.4	119.6	119.7	119.6	119.6	
Cereal breakfast foods	2043		12/83	163.3	163.4	163.4	163.4	163.4	163.4	163.4	163.3	163.3	163.4	163.3	162.1	163.3	
Primary products		2043-P	12/83	174.7	174.9	174.9	174.9	174.9	174.9	174.9	174.9	174.9	174.9	174.9	174.8	173.3	174.8
Ready to serve cereal breakfast foods		2043-1	12/83	173.1	173.2	173.2	173.2	173.2	173.2	173.2	173.2	173.2	173.2	173.2	171.5	173.2	
Corn flakes and other corn breakfast foods		2043-111	12/83	170.0	170.1	170.1	170.1	170.1	170.1	170.1	170.1	170.1	170.1	170.1	168.6	170.2	
Wheat flakes and other wheat breakfast foods		2043-112	12/83	166.4	166.5	166.5	166.5	166.5	166.5	166.5	166.5	166.5	166.5	166.5	165.7	166.5	
Oat breakfast foods		2043-115	12/83	195.2	195.1	195.1	195.1	195.1	195.1	195.1	195.1	195.1	195.1	195.4	195.4	195.4	
Rice and other grains and mixed grain breakfast foods and preparations		2043-118	12/00	101.7	101.9	101.9	101.9	101.9	101.9	101.9	101.9	101.9	101.9	101.9	99.9	101.9	
Other cereal breakfast foods, incl infant, instant hot, & cooked before serving		2043-4	12/00	103.6	103.8	103.8	103.8	103.8	103.8	103.8	103.8	103.8	103.8	103.2	103.2	103.2	
Secondary products and miscellaneous receipts		2043-SM															
Miscellaneous receipts		2043-M	12/00	107.7	107.9	107.9	107.9	107.9	107.9	107.9	107.9	107.9	107.9	107.1	107.1	107.1	
Secondary products		2043-S	12/83	135.6	135.7	135.9	135.9	135.9	135.9	135.9	135.3	135.3	135.3	135.3	135.3	135.3	
Rice milling	2044		06/84	72.2	75.6	74.5	72.4	71.5	69.8	69.7	69.6	70.2	73.2	73.1	73.1	73.8	
Primary products		2044-P	06/84	67.5	71.2	70.0	67.7	66.7	64.8	64.7	64.5	65.2	68.5	68.5	68.5	69.3	
Head rice		2044-1	06/84	68.3	71.5	70.5	68.4	67.9	66.2	66.0	66.1	66.1	69.4	68.7	68.7	69.7	
Long grained milled rice		2044-101	06/84	65.4	69.4	68.1	66.8	66.2	64.1	63.8	63.7	63.7	64.8	64.5	64.6	64.5	
Packed in 100 pound bags or more		2044-10103	06/84	58.3	62.9	61.3	60.6	60.1	57.3	56.8	57.0	56.9	57.4	56.8	56.5	56.1	
Packed in all other containers		2044-10107	06/84	69.7	73.3	72.1	70.6	69.8	68.3	68.1	67.9	67.9	69.4	69.4	69.8	69.8	
Medium grain milled rice		2044-103	06/84	79.6	81.6	81.0	76.4	76.2	75.2	75.5	75.7	75.7	84.9	83.3	82.8	86.7	
Packed in 100-pound bags or more		2044-10303	06/84	65.6	63.9	62.5	62.5	62.5	62.5	62.5	62.9	62.9	71.4	70.5	69.5	74.5	
Packed in all other containers		2044-10307	06/84	109.0	115.3	115.3	105.1	105.1	102.6	103.2	103.2	103.2	114.8	112.2	112.2	115.6	
All other milled rice and by-products		2044-2	06/84	57.1	63.2	61.1	57.7	54.8	51.9	51.9	51.0	54.8	57.7	60.5	60.5	60.5	
All other milled rice and by-products		2044-298	06/84	66.5	70.7	70.3	67.2	67.2	65.3	65.3	63.9	65.4	65.7	65.7	65.7	65.7	
Secondary products and miscellaneous receipts		2044-SM															
Prepared flour mixes and doughs	2045		06/85	126.4	125.2	125.2	125.6	125.3	125.2	125.3	126.7	126.8	126.9	127.7	128.8	128.5	
Primary products		2045-P	06/85	123.9	122.6	122.6	123.0	122.7	122.6	122.7	124.3	124.4	124.5	125.4	126.5	126.2	
Flour mixes and refrigerated and frozen doughs and batters, made from purchased		2045-6	06/85	123.9	122.6	122.6	123.0	122.7	122.6	122.7	124.3	124.4	124.5	125.4	126.5	126.2	
Flour mixes		2045-61	06/85	120.8	119.6	119.6	120.4	120.4	120.4	120.4	120.4	120.5	120.8	121.3	122.8	123.1	
Cake mixes, including gingerbread		2045-611	06/92	105.4	104.3	104.3	105.2	105.2	105.2	105.2	105.2	105.2	105.2	105.2	106.8	107.0	
All other flour based mixes, except cake mixes		2045-613	06/98	104.5	103.5	103.5	104.1	104.1	104.1	104.1	104.1	104.2	104.6	105.2	106.3	106.7	
Refrigerated doughs and batters incl bread, bread-type rolls, and biscuit dough		2045-64	06/85	130.4	126.3	126.3	126.3	126.3	126.3	126.3	134.4	134.4	134.4	134.5	134.5	134.5	
Frozen doughs and batters		2045-66	06/92	117.4	117.4	117.4	117.6	116.4	116.1	116.6	116.8	116.8	116.8	118.7	119.8	118.5	
Frozen bread and bread-type-roll doughs, all sizes		2045-661	06/92	122.1	124.1	124.1	124.1	120.1	120.1	121.2	121.2	121.2	121.2	121.2	123.4	123.4	
All other frozen doughs and batters, incl. cookie, pizza, coffee cake, etc.		2045-662	06/92	114.2	113.0	113.0	113.3	113.8	113.4	113.4	113.7	113.7	113.7	116.9	117.3	115.2	
Secondary products and miscellaneous receipts		2045-SM															
Secondary products		2045-S	06/85	137.4	136.9	136.9	137.3	137.3	137.3	137.3	137.3	137.6	137.6	137.3	138.0	138.0	
Wet corn milling	2046		06/85	112.7	110.3	111.0	111.0	110.8	107.2	110.0	111.6	113.4	116.9	117.2	116.6	116.7	
Primary products		2046-P	06/85	113.0	109.9	111.2	110.6	110.1	108.3	111.2	112.6	113.5	116.7	117.7	116.9	117.6	

See footnotes at end of table.

Table 3. Producer price indexes for the net output of selected industries and their products, 2002¹—Continued

Industry and product	Industry code	Product code	Index base	Annual Average	January	February	March	April	May	June	July	August	September	October	November	December
Wet corn milling—Continued																
Corn sweeteners		2046-1	06/85	121.9	116.5	120.1	119.7	119.8	117.4	119.6	121.2	121.0	127.4	127.9	125.9	126.5
Glucose syrup		2046-101	06/85	162.0	160.0	160.0	160.0	160.0	161.5	161.5	161.5	160.8	165.2	165.2	163.9	163.9
High fructose corn syrup		2046-105	06/85	101.4	94.6	99.0	98.6	98.7	96.7	99.3	101.3	101.3	107.4	107.9	105.8	106.5
Manufactured starch		2046-3	06/85	129.4	125.9	125.9	125.4	125.2	131.0	130.9	132.1	132.6	132.6	133.6	132.4	132.3
Corn starch		2046-301	06/85	130.6	126.6	126.3	126.1	125.9	125.8	132.6	132.5	133.6	134.3	135.4	133.9	133.7
Wet process corn byproducts		2046-7	06/85	90.1	92.4	89.6	88.3	85.9	83.9	86.1	88.4	91.4	90.3	92.6	95.0	97.3
Corn gluten meal		2046-703	06/85	143.0	152.4	145.0	141.7	135.3	129.2	133.3	139.5	142.6	138.5	147.2	157.4	153.5
Other wet process byproducts, including steepwater concentrate (50% solids basis)		2046-705	06/85	62.3	67.5	66.2	66.6	63.8	62.1	60.1	59.7	60.0	59.8	60.4	60.2	61.5
Dog and cat food																
Primary products	2047	2047-P	12/85	135.7	135.3	135.5	135.6	135.8	135.7	135.8	135.8	135.7	135.7	135.6	135.7	135.7
Dog food		2047-3	12/85	141.9	141.7	141.6	141.8	142.0	142.0	142.1	142.1	142.0	142.0	141.9	141.9	141.9
Canned dog food, including ration type		2047-324	12/98	100.4	100.5	100.5	100.5	100.5	100.5	100.5	100.5	100.2	100.2	100.2	100.2	100.2
Dry and semimoist dog food in packages of less than 25 pounds		2047-326	06/91	115.9	115.8	115.6	115.7	115.8	115.8	116.1	116.1	116.0	115.9	116.0	115.8	115.8
Dry and semimoist dog food in packages of 25 pounds or more		2047-338	06/91	123.0	122.6	122.6	122.9	123.2	123.1	123.1	123.2	123.2	123.3	123.0	123.2	123.2
Cat food		2047-4	12/85	122.5	122.5	122.5	122.5	122.6	122.6	122.6	122.6	122.3	122.3	122.3	122.4	122.4
Canned cat food		2047-401	12/98	101.6	101.8	101.8	101.8	101.8	101.8	101.8	101.8	101.5	101.5	101.5	101.5	101.5
Dry and semimoist cat food		2047-402	12/98	100.5	100.5	100.5	100.5	100.6	100.6	100.6	100.6	100.4	100.4	100.4	100.5	100.5
Secondary products and miscellaneous receipts		2047-SM														
Miscellaneous receipts		2047-M	06/91	141.8	137.8	142.2	142.2	142.2	142.2	142.2	142.2	142.2	142.2	142.2	142.2	142.2
Secondary products		2047-S	12/85	139.6	138.1	138.1	138.1	138.1	137.5	137.9	138.2	138.6	139.4	140.4	145.8	145.3
Prepared animal feeds, n.e.c.																
Primary products	2048	2048-P	12/80	95.3	91.5	91.0	91.6	92.2	91.3	93.2	95.6	97.4	100.2	100.1	99.5	99.8
Specialty feeds		2048-A	06/91	110.3	112.1	111.9	111.7	111.9	111.2	108.7	108.5	108.9	109.1	110.6	110.5	109.0
Chicken and turkey feed, supplements, concentrates, and premixes		2048-1	12/80	74.1	69.4	68.9	69.3	70.5	69.7	73.8	75.6	76.9	79.4	79.1	78.0	78.1
Broiler complete chicken feed		2048-116	12/80	76.2	70.8	70.2	70.1	71.4	70.9	77.3	79.2	78.8	81.0	82.1	81.0	81.3
Other complete chicken feed		2048-117	12/97	78.8	74.4	74.3	73.7	74.7	74.5	77.7	79.2	81.9	85.0	84.0	83.1	83.0
Other chicken and turkey feed supplements, concentrates, and premixes		2048-135	12/97	81.3	76.7	76.2	78.6	80.1	78.0	78.8	81.3	85.4	87.9	85.5	83.8	83.8
Complete dairy cattle feeds		2048-2	12/80	92.2	89.9	88.0	89.2	89.6	88.1	87.4	90.1	93.0	96.6	97.8	98.7	98.6
Dairy cattle feed supplements, concentrates, and premixes		2048-3	12/80	96.8	96.3	96.2	96.4	94.5	93.9	94.2	96.8	97.9	100.5	99.0	97.6	97.9
Complete swine feeds		2048-4	12/80	117.8	113.9	112.4	113.1	112.3	113.9	114.0	117.0	120.2	123.8	124.5	124.2	124.7
Swine feed supplements, concentrates, and premixes		2048-5	12/80	100.5	95.5	96.2	98.7	98.4	98.8	99.7	102.7	103.6	104.6	102.4	101.8	103.5
Complete beef cattle feeds		2048-6	12/80	139.9	139.1	139.6	140.4	139.3	132.4	133.0	136.4	139.0	141.5	144.9	145.8	147.5
Beef cattle feed supplements, concentrates, and premixes		2048-7	12/80	111.7	110.9	110.0	110.3	110.4	109.4	109.2	110.5	112.0	113.5	114.4	114.8	115.0
Other poultry and livestock feeds, including duck, goose, horse, mule, etc.		2048-8	12/80	122.3	121.7	121.4	122.7	121.3	119.8	119.9	121.3	122.6	125.0	124.2	123.5	123.8
Other prepared animal feeds incl. feeding materials and adjuncts		2048-9	12/80	94.2	92.1	89.2	90.9	93.2	90.7	90.9	95.3	97.7	97.6	97.9	98.0	97.1
Secondary products and miscellaneous receipts		2048-SM														
Miscellaneous receipts		2048-M	12/80	122.8	115.9	116.3	117.3	116.7	117.5	115.0	119.7	123.7	132.7	132.2	132.1	134.6
Resales		2048-Z89	12/80	109.1	102.6	102.9	103.8	103.2	104.0	101.6	106.1	109.9	118.4	118.0	118.0	120.1
Secondary products		2048-S	12/80	142.8	141.4	141.4	141.4	141.4	141.4	141.8	141.8	141.8	145.0	145.1	145.5	145.6
Bakery products																
Bread and other bakery products, except cookies and crackers	205		12/84	179.8	173.5	173.9	173.6	174.0	173.7	173.8	173.8	173.9	241.5	175.0	175.1	175.2
Bread and other bakery products, except cookies and crackers	2051		06/80	236.3	223.9	224.5	223.9	224.6	224.2	224.2	224.2	224.4	362.0	226.6	226.6	226.8

See footnotes at end of table.

Table 3. Producer price indexes for the net output of selected industries and their products, 2002¹—Continued

Industry and product	Industry code	Product code	Index base	Annual Average	January	February	March	April	May	June	July	August	September	October	November	December
Bread and other bakery products, except cookies and crackers—Continued																
Primary products		2051-P	06/80	222.8	221.3	222.0	221.6	222.4	221.9	222.0	222.0	222.2	223.2	224.2	224.2	226.3
Bread		2051-1	06/80	233.6	232.4	232.1	232.6	233.5	232.8	233.2	233.2	232.8	233.3	234.6	234.3	237.8
White pan bread, including frozen		2051-123	06/80	238.5	237.3	237.2	237.2	237.9	237.6	238.2	238.4	238.0	238.4	240.2	240.4	241.7
White hearth bread, including french and italian		2051-132	06/80	251.2	248.6	248.6	248.6	249.4	250.6	250.8	250.4	250.4	251.9	252.2	252.3	260.9
Wholewheat, cracked wheat, multigrain and other dark wheat breads		2051-136	06/80	222.7	221.5	222.6	222.4	222.6	222.7	223.5	222.3	221.4	221.8	222.8	223.5	225.3
Other variety breads, including rye, raisin, pumpemickel, etc.		2051-143	06/80	220.6	222.0	218.0	222.6	225.1	219.2	219.2	219.8	219.9	220.0	220.1	216.5	225.2
Bread type rolls, stuffing, and crumbs		2051-2	06/80	210.0	209.1	210.7	208.5	209.9	208.6	208.2	208.2	209.0	210.5	212.2	211.7	213.0
Hamburger and weiner rolls		2051-233	06/80	211.6	213.3	214.3	209.1	211.2	208.6	207.7	207.9	208.9	212.1	214.4	214.5	216.7
All other bread rolls & stuffing, incl bagels, croissants, Eng. muffins		2051-238	06/99	106.6	105.1	106.1	106.3	106.7	106.7	106.7	106.6	106.9	106.9	107.5	107.0	107.2
Sweet yeast goods except frozen, incl yeast raised doughnuts, danishes, etc.		2051-3	06/80	206.2	199.4	203.0	203.0	203.0	205.7	205.7	205.7	206.6	209.3	209.3	211.3	212.8
Soft cakes, except frozen, including fruit, pound, layer, etc.		2051-4	06/80	226.1	225.3	225.4	225.7	225.7	225.7	225.7	225.7	226.0	226.8	226.9	227.1	227.1
Pies, except frozen, including fruit, cream, and custard ..		2051-5	06/80	226.1	223.7	225.6	226.0	226.0	226.0	226.0	226.0	226.0	226.0	226.0	226.2	230.4
Pastries, except frozen, including cream puffs, eclairs, muffins, etc.		2051-6	06/80	187.8	187.0	181.9	189.6	189.6	189.6	189.6	187.7	187.7	187.7	187.7	187.7	187.7
Doughnuts except frozen, cake type		2051-7	06/80	205.9	202.5	205.0	205.0	204.8	205.6	205.7	205.7	206.1	206.9	206.9	208.4	207.9
Secondary products and miscellaneous receipts		2051-SM														
Miscellaneous receipts		2051-M	06/80	331.3	242.7	242.7	240.0	240.0	240.0	240.0	240.0	240.0	1332.9	243.0	243.0	231.5
Resales		2051-Z89	06/94	181.5	132.9	132.9	131.4	131.4	131.4	131.4	131.5	131.5	730.1	133.1	133.1	126.8
Secondary products		2051-S	06/80	175.7	174.0	174.0	174.3	175.3	175.3	175.3	174.7	176.1	176.1	177.6	177.6	177.6
Cookies and crackers																
Primary products	2052	2052-P	06/83	175.0	174.6	174.8	174.8	174.8	174.8	174.9	174.9	175.1	175.2	175.3	175.4	175.5
Crackers, pretzels, biscuits, and related products		2052-1	06/83	177.5	177.0	177.3	177.2	177.3	177.3	177.4	177.4	177.6	177.8	177.9	178.0	178.1
Saltines		2052-125	06/83	198.2	197.3	198.0	197.9	198.0	198.2	198.3	198.1	198.3	198.7	198.7	198.7	198.7
All other cracker and related products		2052-199	12/98	196.4	190.9	195.6	195.6	195.6	195.6	196.9	197.0	197.9	197.9	197.9	197.9	197.9
Cookies, wafers, and ice cream cones and cups, except frozen		2052-2	06/83	103.8	103.8	103.8	103.7	103.8	103.9	103.8	103.7	103.7	103.9	104.0	103.9	104.0
Sandwich cookies		2052-213	06/83	162.1	161.9	161.8	161.8	161.9	161.7	161.8	162.0	162.3	162.3	162.4	162.7	162.7
Chocolate chip cookies		2052-217	12/98	171.8	171.4	171.4	171.4	171.4	171.4	171.4	171.5	171.5	171.5	171.5	173.9	173.9
All other cookie, wafer, ice cream cone/cups, toaster pastries, related products		2052-299	06/83	100.3	100.1	100.1	100.1	100.1	100.1	100.4	100.6	100.6	100.5	100.5	100.5	100.5
Secondary products and miscellaneous receipts		2052-SM														
Miscellaneous receipts		2052-M	06/83	158.1	158.0	157.9	157.9	157.9	157.7	157.7	158.0	158.4	158.4	158.5	158.4	158.4
Resales		2052-Z89	06/83	150.8	150.8	150.8	150.8	150.8	150.8	150.8	150.8	150.8	150.8	150.8	150.8	150.8
Secondary products		2052-S	06/83	150.8	150.8	150.8	150.8	150.8	150.8	150.8	150.8	150.8	150.8	150.8	150.8	150.8
Frozen bakery products, except bread																
Primary products	2053	2053-P	12/82	120.9	120.6	120.7	121.3	121.3	121.0	121.3	120.7	120.8	120.5	120.5	121.0	120.8
Frozen bakery products		2053-1														
Frozen pies (fruit, custard and cream type)		2053-111	12/82	171.7	171.4	171.5	172.5	172.5	172.1	172.3	171.4	171.6	171.1	171.1	171.8	171.5
Sweet yeast goods including yeast raised doughnuts, sweet rolls, coffeecake, etc.		2053-113	12/82	187.3	184.4	184.7	186.9	186.9	186.9	186.9	187.0	187.3	189.2	189.2	189.2	188.6
Soft cakes including pound, layer, sheet, fruit, cheese, etc.		2053-114	12/82	142.0	140.3	141.2	141.7	141.7	141.5	141.5	141.8	142.9	142.9	142.9	142.9	142.9
All other bakery products including cookies and pastries; excluding bread and rolls		2053-119	12/82	158.7	159.1	159.1	160.1	160.1	160.1	160.1	160.1	160.1	156.4	156.4	156.4	156.4
Secondary products and miscellaneous receipts		2053-SM														
Secondary products		2053-S	06/91	173.6	174.4	174.4	174.4	174.4	174.3	174.3	174.9	172.1	172.1	172.1	174.1	173.9
See footnotes at end of table.																

Table 3. Producer price indexes for the net output of selected industries and their products, 2002¹—Continued

Industry and product	Industry code	Product code	Index base	Annual Average	January	February	March	April	May	June	July	August	September	October	November	December
Sugar and confectionery products	206		12/84	133.7	132.2	132.4	132.9	133.0	133.1	133.8	134.6	134.4	133.9	134.2	134.2	135.7
Raw cane sugar mills	2061		06/82	107.5	109.2	107.0	103.8	103.4	101.4	102.7	106.7	106.9	111.2	111.6	113.9	112.7
Primary products		2061-P	06/82	107.5	109.2	107.0	103.8	103.4	101.4	102.7	106.7	106.9	111.2	111.6	113.9	112.7
Raw cane sugar		2061-1	06/82	108.0	109.1	107.0	103.8	103.3	101.2	103.0	107.0	107.4	112.1	112.8	115.4	114.1
Other sugar cane mill products and byproducts		2061-2	07/89	96.3	104.3	100.8	97.5	97.5	97.5	94.0	97.5	95.8	94.8	93.1	91.4	91.4
Molasses and syrup, including cane blackstrap (except refiners' blackstrap)		2061-265	08/89	91.0	101.5	96.9	92.6	92.6	92.6	88.0	92.6	90.4	89.1	86.9	84.7	84.7
Cane sugar refining	2062		06/82	120.2	117.4	117.9	121.0	122.3	119.7	121.2	121.3	120.8	120.8	121.0	119.5	120.1
Primary products		2062-P	06/82	120.2	117.4	117.9	121.0	122.3	119.7	121.2	121.3	120.8	120.8	121.0	119.5	120.1
Refined cane sugar and byproducts		2062-1	06/82	120.2	117.4	117.9	121.0	122.3	119.7	121.2	121.3	120.8	120.8	121.0	119.5	120.1
Granulated cane sugar, including cube and tablet sugar		2062-1A	06/82	123.5	120.4	120.6	124.6	126.4	122.2	124.0	124.5	123.9	124.3	124.8	123.3	123.5
Consumer units (containers of 25 lbs or less)		2062-112	06/82	124.7	122.0	120.3	127.1	128.9	120.3	125.1	126.7	124.7	126.6	127.6	123.6	(²)
Confectioners' powdered sugar		2062-13	06/82	118.5	121.0	119.8	116.2	115.9	118.3	119.8	117.5	120.4	114.8	121.6	117.3	119.9
Beet sugar processing	2063		06/82	108.7	105.6	106.7	107.1	107.7	107.6	107.2	107.5	107.6	110.3	110.9	112.5	114.1
Primary products		2063-P	06/82	110.5	107.1	108.3	108.6	109.3	109.4	109.1	109.4	109.5	112.0	112.7	114.4	116.0
Refined beet sugar and byproducts		2063-1	06/82	112.3	108.5	109.8	110.5	111.2	111.1	110.9	111.3	111.3	114.2	114.3	116.1	117.9
Granulated beet sugar, including cube and tablet sugar		2063-1X	06/82	110.7	107.0	108.3	108.9	109.6	109.5	109.3	109.7	109.8	112.5	112.8	114.4	116.1
Individual services (small paper packets) and consumer units (cartons and sacks: 25 lb or less)		2063-107	10/82	98.1	96.9	98.4	98.9	98.0	98.4	97.3	97.8	97.5	98.0	98.5	98.4	98.6
Commercial units (bags and other containers: over 25 lbs)		2063-113	11/82	112.1	108.2	109.8	110.1	111.6	110.7	110.6	110.8	110.7	114.3	114.5	116.2	118.1
Bulk shipments (rail cars, trucks, or bins)		2063-115	06/82	107.2	103.0	104.0	104.7	105.6	105.6	105.8	106.3	106.5	109.4	109.6	111.6	113.7
Other beet sugar factory products and byproducts		2063-2	06/82	95.8	96.0	96.0	93.5	94.1	94.1	94.1	94.1	94.1	94.1	100.0	100.0	100.0
Candy and other confectionery products, and chewing gum	2064		06/83	154.4	154.1	154.1	154.1	154.2	154.3	154.2	154.4	154.3	154.3	154.2	154.3	155.9
Primary products		2064-P	06/83	156.5	156.1	156.1	156.2	156.3	156.4	156.3	156.6	156.4	156.4	156.3	156.4	158.0
Chocolate and chocolate type confectionery products made from purchased chocolate		2064-2	06/83	150.6	150.2	150.3	150.5	150.5	150.6	150.6	150.6	150.6	150.6	150.6	150.6	152.1
Solid chocolate confectionery products		2064-2A	06/91	112.3	112.1	112.0	112.0	112.0	112.0	112.0	112.1	112.1	112.1	112.1	112.1	114.8
Solid chocolate confectionery products without inclusions		2064-211	06/91	111.6	111.1	111.1	111.1	111.1	111.1	111.1	111.2	111.2	111.3	111.3	111.3	116.0
Solid chocolate confectionery products with inclusions		2064-231	06/91	114.1	114.2	114.1	114.1	114.1	114.1	114.1	114.1	114.1	114.1	114.1	114.1	114.1
Enrobed or molded chocolate confectionery products ..		2064-251	06/91	118.3	117.8	117.9	118.3	118.3	118.3	118.2	118.2	118.2	118.2	118.2	118.3	119.4
Panned chocolate confectionery products		2064-271	06/91	99.2	99.2	99.2	99.2	99.2	99.2	99.2	99.2	99.2	99.2	99.2	99.2	99.2
Chocolate assortments and other chocolate and chocolate type confectionery products		2064-291	06/91	165.8	165.1	165.1	165.1	165.1	166.2	166.2	166.2	166.2	166.2	166.2	166.0	165.9
Nonchocolate type confectionery products		2064-3	06/83	152.6	152.1	152.3	152.3	152.4	152.3	152.0	152.6	152.4	152.6	152.4	152.4	155.0
Hard candy		2064-311	06/91	122.6	121.7	122.6	122.6	122.6	122.6	122.0	122.9	122.9	122.9	122.6	122.6	122.6
Chewy nonchocolate candy, including granola bars		2064-321	06/91	122.9	122.5	122.5	122.5	122.5	122.5	122.5	122.8	122.8	122.8	122.8	122.8	126.6
Soft nonchocolate candies		2064-331	06/91	118.2	118.0	118.0	118.0	117.9	117.9	117.9	117.9	117.9	117.9	117.9	117.9	121.0
Other nonchocolate type confectioneries, includ. licorice, panned & iced candies		2064-391	12/97	106.9	107.1	106.6	106.6	106.9	106.6	106.6	106.9	106.5	106.9	106.6	106.7	108.9
Chewing gum and chewing gum base		2064-8	12/84	138.5	138.4	138.4	138.0	138.2	138.6	139.0	139.5	138.8	138.5	138.1	138.1	138.1
Other confectionery type products, including cough drops and candied fruit		2064-9	06/91	133.9	133.9	133.9	133.9	133.9	133.9	133.9	133.9	133.9	133.9	133.9	133.9	133.9
Secondary products and miscellaneous receipts		2064-SM														
Miscellaneous receipts		2064-M	06/91	133.8	135.3	133.7	133.7	133.7	133.7	133.7	133.7	133.7	133.7	133.7	133.7	134.0
Secondary products		2064-S	06/91	(²)	94.7	94.7	(²)	(²)	(²)	(²)	(²)	(²)	(²)	(²)	(²)	96.8

See footnotes at end of table.

Table 3. Producer price indexes for the net output of selected industries and their products, 2002¹—Continued

Industry and product	Industry code	Product code	Index base	Annual Average	January	February	March	April	May	June	July	August	September	October	November	December
Chocolate and cocoa products	2066		06/83	148.1	144.4	144.9	144.3	144.5	145.9	146.3	149.6	149.6	151.3	152.2	151.1	153.5
Primary products		2066-P	06/83	149.2	144.6	145.1	145.7	145.9	147.3	147.8	150.7	150.7	152.5	153.5	152.1	154.7
Chocolate coatings		2066-1	06/83	113.1	107.2	106.9	107.6	107.9	109.1	109.4	112.7	114.2	119.2	122.6	118.6	121.9
Milk chocolate coatings		2066-122	06/83	103.2	101.0	98.2	99.7	99.6	99.0	97.9	101.3	103.0	108.7	112.6	106.0	111.8
Other coatings including sweet, liquor, and cocoa		2066-172	06/98	109.9	102.9	103.6	103.9	104.3	106.2	107.1	110.0	111.5	115.9	118.8	116.1	118.2
Chocolate confectionery products made from cocoa beans ground in the same establishment		2066-2	06/83	164.6	164.8	164.8	164.8	164.9	164.9	164.9	164.9	164.9	163.5	164.1	164.1	164.5
Solid chocolate confectionery products, with or without inclusions		2066-2A	06/91	110.6	109.8	109.8	109.8	110.2	110.2	110.2	110.2	110.2	110.2	111.9	111.9	113.2
Enrobed or molded chocolate confectionery products with any type of center		2066-2B	05/95	107.9	107.9	107.9	107.9	107.9	107.9	107.9	107.9	107.9	107.9	107.9	107.9	107.9
Panned, assortments, and other chocolate confectionery products		2066-295	06/98	117.1	118.2	118.2	118.2	118.2	118.2	118.2	118.2	118.2	114.8	114.8	114.8	114.8
Other chocolate and cocoa products including syrups and cocoa butter		2066-9	06/83	167.8	154.4	156.5	158.1	158.3	163.1	164.5	173.2	171.9	177.6	177.9	175.8	182.4
Secondary products and miscellaneous receipts		2066-SM														
Secondary products		2066-S	06/83	122.3	120.8	120.9	120.9	121.5	121.6	122.2	122.2	122.1	122.8	123.2	124.7	124.9
Salted and roasted nuts and seeds	2068		06/91	112.9	109.6	110.5	112.8	112.7	114.3	118.0	118.3	117.5	109.4	110.1	110.3	111.9
Primary products		2068-P	06/91	114.7	111.0	112.0	114.5	114.4	116.2	120.3	120.5	119.7	110.8	111.5	111.7	113.5
Processed nuts (single or multiple varieties); sold in bulk		2068-11	06/91	98.4	90.9	93.0	97.2	97.1	100.6	108.8	109.3	107.7	91.8	92.8	93.7	97.3
Processed nuts (single or multiple varieties); sold in consumer size cans/jars		2068-13	06/91	101.8	102.6	102.6	102.7	102.7	102.7	102.7	102.7	102.7	100.3	100.3	100.0	100.0
Processed nuts packaged other than in cans/jars/bulk; and all snack seeds		2068-15	06/91	128.7	128.4	128.1	129.5	129.2	129.2	128.8	128.8	128.6	128.3	128.9	128.3	128.3
Secondary products and miscellaneous receipts		2068-SM														
Miscellaneous receipts		2068-M	06/91	100.7	100.7	100.7	100.7	100.7	100.7	100.7	100.7	100.7	100.7	100.7	100.7	100.7
Secondary products		2068-S	06/91	94.9	94.7	94.7	94.7	94.6	94.6	95.3	95.0	94.9	94.9	95.3	95.3	95.3
Fats and oils	207		12/84	89.8	83.8	82.1	83.7	84.0	84.5	87.5	91.2	94.9	97.0	94.6	96.6	98.2
Cottonseed oil mill products	2074		06/85	98.2	92.3	89.1	89.8	92.3	88.9	93.0	94.3	98.3	101.2	103.5	111.6	124.3
Primary products		2074-P	06/85	99.1	93.8	89.5	90.3	93.1	89.0	93.5	94.6	99.3	101.7	104.2	112.6	127.2
Cottonseed oil: once refined, not deodorized or used in end products		2074-2	06/85	60.7	49.2	48.3	48.6	49.0	50.1	52.4	52.9	60.4	60.5	66.0	82.6	107.9
Cotton linters		2074-3	06/85	90.5	106.1	85.4	85.4	111.3	90.8	90.8	90.0	88.8	88.8	81.8	83.5	83.5
Cottonseed cake, meal, and other byproducts		2074-4	06/85	199.5	192.9	190.0	192.7	187.4	181.9	195.8	199.5	206.9	204.3	209.5	214.9	218.7
Cottonseed cake and meal		2074-414	06/85	178.7	175.4	172.7	175.5	169.7	163.2	177.6	179.8	185.9	183.4	186.4	187.5	187.6
Cottonseed oil: once refined, purchased, deodorized; and all other byproducts		2074-493	12/98	75.6	66.8	66.0	66.1	66.5	68.2	68.9	73.1	76.8	76.6	82.4	93.2	102.5
Secondary products and miscellaneous receipts		2074-SM														
Secondary products		2074-S	12/91	115.4	98.0	104.7	104.7	105.2	107.6	109.9	114.6	114.6	124.0	125.3	138.0	138.0
Soybean oil mill products	2075		12/79	72.1	66.8	64.8	66.0	66.3	67.3	70.2	75.0	78.4	79.7	76.1	77.1	77.5
Primary products		2075-P	12/79	73.5	68.6	66.4	67.6	67.8	68.8	71.6	76.4	80.1	81.2	77.1	77.7	78.1
Soybean oil		2075-1	12/79	62.2	53.3	49.7	50.5	51.3	52.4	58.7	59.9	69.3	71.8	71.2	78.3	80.1
Crude soybean oil		2075-111	12/79	61.0	52.3	48.7	49.5	50.3	51.3	57.5	58.7	67.9	70.4	69.8	76.8	78.5
Soybean oil, crude, degummed		2075-11113	05/88	75.5	64.8	60.6	61.4	61.8	63.3	70.2	71.8	84.3	87.3	87.0	95.5	97.4
Soybean oil, crude, not degummed		2075-11115	12/79	67.0	57.1	52.7	54.0	56.2	57.0	65.6	66.7	74.1	76.9	75.0	83.1	85.7
Soybean meal, and other byproducts		2075-2	12/79	80.3	77.0	75.4	76.9	76.8	77.8	79.2	85.7	86.9	87.4	81.7	79.4	79.2
Soybean byproducts, meal		2075-211	12/79	78.1	74.0	71.9	74.1	73.9	75.5	77.8	85.5	87.4	88.1	79.2	75.4	74.8
Soybean byproducts, other, including soy flour, grits and isolates		2075-298	06/91	115.3	112.8	111.7	112.1	112.2	112.6	112.9	119.2	118.7	118.8	117.9	117.6	117.4
Secondary products		2075-S	12/79	86.1	73.3	72.4	74.2	76.3	77.3	82.6	89.0	91.5	94.6	95.1	103.1	103.9

See footnotes at end of table.

Table 3. Producer price indexes for the net output of selected industries and their products, 2002¹—Continued

Industry and product	Industry code	Product code	Index base	Annual Average	January	February	March	April	May	June	July	August	September	October	November	December
Vegetable oil mills, n.e.c.	2076		12/85	106.4	96.8	97.7	96.6	98.7	98.4	101.8	102.7	109.4	113.3	117.2	121.2	122.8
Primary products		2076-P	12/85	111.4	101.0	102.4	101.2	103.5	103.2	106.9	108.3	115.3	119.0	122.7	125.0	127.8
Vegetable oils, n.e.c., incl. sunflower, peanut, coconut etc., not deodorized		2076-2	12/85	120.0	104.7	108.5	109.1	113.4	111.6	116.5	117.3	121.6	123.4	126.9	140.1	146.7
All other oil mill products n.e.c., incl. cakes and meals and deodorized oils		2076-3	12/85	135.8	127.8	125.5	119.1	119.2	121.9	126.6	130.4	149.2	160.3	163.6	144.7	141.8
Secondary products and miscellaneous receipts		2076-SM														
Secondary products		2076-S	12/98	106.4	99.9	96.2	95.3	96.4	96.0	97.9	94.1	101.7	109.2	117.3	141.5	131.4
Animal and marine fats and oils	2077		12/82	102.9	92.0	91.1	99.4	98.9	94.0	98.2	104.1	109.6	114.6	107.5	110.6	115.2
Primary products		2077-P	12/82	100.9	90.6	89.4	97.4	96.9	91.4	95.6	102.2	108.0	113.1	105.8	108.4	112.5
Animal and marine grease and inedible tallow		2077-1	12/82	92.6	76.8	75.6	80.6	78.8	78.0	92.3	99.5	97.0	102.8	98.2	110.4	120.8
Feed and fertilizer byproducts		2077-2	12/82	91.3	83.9	82.6	91.1	90.8	84.1	84.3	99.1	103.8	95.6	94.4	95.9	95.9
Meat and bone meal		2077-211	12/82	82.1	77.8	78.4	90.6	88.4	79.7	79.8	82.2	83.7	85.3	81.4	79.3	78.7
All other byproducts incl. blood meal, feather meal, and dry rendered tankage		2077-298	12/82	106.8	92.9	89.8	93.3	95.9	93.4	94.7	105.7	123.8	132.7	118.6	118.5	122.7
Animal and marine oil mill products		2077-3	12/82	180.0	170.7	173.1	181.8	185.9	175.9	175.8	179.1	182.5	183.3	183.1	183.6	184.8
Secondary products and miscellaneous receipts		2077-SM														
Miscellaneous receipts		2077-M	12/82	(¹)	(¹)	(¹)	(¹)	(¹)	(¹)	(¹)	82.2	80.4	82.9	79.6	91.9	101.8
Secondary products		2077-S	12/82	136.5	113.1	115.7	120.0	121.6	127.3	141.2	141.5	153.0	155.5	153.1	146.8	148.9
Shortening, cooking oils, and margarine	2079		12/81	138.1	132.2	130.8	131.6	131.5	133.1	135.8	136.8	140.2	143.1	144.4	147.7	150.4
Primary products		2079-P	12/81	146.2	138.3	136.3	137.1	138.5	141.1	144.0	146.0	149.0	152.2	153.8	157.9	160.5
Shortening and cooking oils		2079-1	12/81	131.4	124.2	121.6	123.0	124.4	126.2	129.9	131.0	133.4	136.5	138.4	143.2	144.8
Baking or frying fats		2079-11	12/89	123.3	118.7	117.8	118.0	120.3	121.2	122.5	121.1	125.1	129.4	129.7	134.5	134.5
Baking or frying fats (shortening), 100% vegetable oil		2079-113	12/81	141.8	136.5	135.7	135.9	136.4	139.3	140.8	140.7	142.7	143.7	146.6	149.5	153.5
Salad or cooking oils		2079-15	12/89	100.3	93.1	89.8	91.7	92.1	94.3	99.9	100.6	105.3	106.9	105.8	112.9	111.6
Salad or cooking oils, other soybean oil		2079-152	02/90	112.4	111.1	111.9	111.3	110.4	109.7	112.0	111.9	112.5	114.1	114.1	114.2	115.7
Salad or cooking oils, vegetable oil blends		2079-154	02/90	81.3	81.2	81.2	81.2	81.2	81.2	81.2	81.3	81.3	81.4	81.4	81.4	81.4
All other salad or cooking oils		2079-159	12/81	112.8	118.5	111.4	111.5	110.4	111.6	112.8	114.1	110.8	112.4	112.8	113.2	113.9
Vegetable oil winter stearin		2079-171	12/89	81.8	77.7	78.2	78.2	78.2	78.0	79.1	80.7	84.6	85.1	85.2	87.7	89.6
All other fully refined oils		2079-198	12/81	93.6	93.6	93.6	93.6	93.6	93.6	93.6	93.6	93.6	93.6	93.6	93.6	93.6
Margarine		2079-2	12/81	183.8	174.1	173.8	172.7	174.3	179.0	179.6	183.8	188.7	192.0	192.6	194.7	200.0
Secondary products and miscellaneous receipts		2079-SM														
Miscellaneous receipts		2079-M	12/81	111.7	110.7	110.7	110.7	110.7	110.8	110.8	111.6	111.9	112.3	112.4	113.3	114.3
Resales		2079-Z89	12/81	111.7	110.7	110.7	110.7	110.7	110.8	110.8	111.6	111.9	112.3	112.4	113.3	114.3
Secondary products		2079-S	12/81	105.0	109.2	110.4	112.4	102.8	99.0	101.6	96.5	102.9	105.5	105.7	104.9	108.9
Beverages	208		12/84	140.8	140.3	140.9	140.5	140.8	140.5	140.7	140.5	140.6	141.0	140.7	141.7	141.6
Malt beverages	2082		06/82	142.7	142.5	142.5	142.5	142.3	142.2	142.6	142.5	142.3	142.5	142.3	144.0	144.2
Primary products		2082-P	06/82	142.7	142.5	142.5	142.5	142.3	142.3	142.6	142.5	142.3	142.5	142.3	144.1	144.2
Canned beer and ale case goods		2082-1	06/82	148.2	147.2	149.2	149.0	147.1	147.8	148.0	147.9	147.8	148.0	148.0	149.6	149.6
Light beer in cans		2082-111	06/82	137.5	137.4	137.4	137.4	135.4	135.4	135.6	136.6	136.5	136.5	(¹)	(¹)	(¹)
Regular beer in cans		2082-112	06/82	148.5	147.2	149.9	149.6	147.8	147.8	148.7	148.6	148.5	148.4	148.7	148.6	148.5
Bottled beer and ale case goods		2082-2	06/82	129.6	131.4	128.5	128.8	129.9	129.6	129.7	128.6	129.3	128.7	130.4	130.9	130.9
Returnable bottles		2082-211	06/82	110.3	111.2	111.2	111.2	111.2	111.2	111.2	109.4	109.4	109.4	109.4	109.4	109.4
Regular beer in returnable bottles		2082-21112	06/82	112.7	113.9	113.9	113.9	114.0	114.0	114.0	111.5	111.5	111.5	111.5	111.5	111.5
Nonreturnable bottles		2082-221	06/82	148.1	150.5	146.1	146.6	148.2	147.9	148.0	147.1	148.0	147.1	148.0	149.6	150.5
Light beer in nonreturnable bottles		2082-22111	06/82	154.0	157.5	151.4	151.6	152.6	152.6	152.6	152.6	152.6	152.6	(¹)	(¹)	(¹)
Regular beer in nonreturnable bottles		2082-22112	06/82	147.2	149.3	145.4	146.0	147.8	147.3	147.4	147.3	146.4	147.6	146.7	147.3	148.4
Beer and ale in barrels and kegs		2082-3	06/82	163.9	156.2	156.2	156.2	166.6	166.6	166.5	166.5	166.5	166.5	166.6	166.5	166.5
Regular beer in barrels and kegs		2082-312	06/82	160.3	160.7	160.7	160.7	160.7	160.7	160.2	159.9	159.9	160.0	160.0	160.0	159.9
All other malt beverages and brewing products		2082-4	06/82	157.9	157.1	157.2	157.2	157.2	157.2	157.1	157.1	157.1	157.1	157.1	161.8	161.8
Malt liquor		2082-411	06/82	172.0	171.1	171.1	171.1	171.1	171.1	171.1	171.1	171.1	171.1	(¹)	176.7	176.7

See footnotes at end of table.

Table 3. Producer price indexes for the net output of selected industries and their products, 2002¹—Continued

Industry and product	Industry code	Product code	Index base	Annual Average	January	February	March	April	May	June	July	August	September	October	November	December
Malt beverages—Continued																
Ale, porter and stout		2082-471	06/82	132.4	132.4	133.7	133.7	133.7	133.7	131.9	131.3	131.4	131.6	131.8	131.9	131.7
All other fermented malt beverages and by products (including non-alcoholic brews)		2082-499	12/91	109.0	108.4	109.0	109.0	109.0	109.0	109.0	109.0	109.0	109.0	109.0	109.0	109.0
Malt	2083		06/85	110.1	109.6	109.6	109.6	109.8	109.8	110.5	110.5	110.5	110.4	110.4	110.0	110.0
Primary products		2083-P	06/85	110.5	110.0	110.0	110.0	110.2	110.2	111.0	111.0	111.0	110.8	110.8	110.5	110.5
Malt and malt by-products		2083-1	06/85	110.5	110.0	110.0	110.0	110.2	110.2	111.0	111.0	111.0	110.8	110.8	110.5	110.5
Secondary products and miscellaneous receipts		2083-SM														
Wines, brandy, and brandy spirits	2084		12/83	141.7	140.7	140.5	140.2	140.6	141.9	141.9	141.8	141.3	142.2	143.2	142.9	142.8
Primary products		2084-P	12/83	144.7	143.7	143.5	143.2	143.5	145.0	145.0	144.8	144.3	145.3	146.4	146.0	145.9
Wines, brandy, and brandy spirits		2084-B	12/98	103.3	102.6	102.5	102.3	102.5	103.5	103.5	103.4	103.8	104.5	104.2	104.2	104.2
Wines		2084-A	12/91	122.1	120.9	120.7	121.2	121.5	122.0	122.0	121.9	121.4	123.0	123.2	123.6	123.6
Grape wine with 14 percent or less alcohol content		2084-81	12/83	141.7	140.9	140.5	141.3	141.8	142.6	142.6	142.4	141.7	141.5	141.5	142.1	142.0
White grape wine with 14 percent or less alcohol content		2084-812	12/83	134.7	134.1	133.8	134.4	134.9	135.5	135.5	135.3	135.1	134.6	134.4	134.4	134.4
Red grape wine with 14 percent or less alcohol content		2084-814	12/83	182.1	180.4	179.8	181.2	181.0	182.9	183.0	182.9	182.6	182.6	183.0	183.2	182.3
Rose grape wine with 14 percent or less alcohol content		2084-816	12/83	90.1	89.9	89.6	89.7	90.9	90.9	90.9	90.6	87.6	88.1	88.5	91.7	92.2
Dessert wines		2084-825	12/83	130.8	130.8	130.8	130.8	130.8	130.8	130.8	130.8	130.8	130.8	130.8	130.8	130.9
Effervescent wines		2084-831	12/83	141.4	134.0	134.0	134.2	134.2	134.2	134.2	134.2	134.2	154.1	156.2	156.5	156.5
Non-grape fruit/berry wines, fortified wines (non-dessert), and specialty wines		2084-841	12/98	111.7	111.6	111.6	111.6	111.6	111.7	111.7	111.7	111.7	111.7	111.7	111.7	111.7
Secondary products and miscellaneous receipts		2084-SM														
Miscellaneous receipts		2084-M	12/91	128.1	127.8	127.8	127.8	127.8	127.8	127.8	127.8	127.8	128.6	128.6	128.6	128.6
Secondary products		2084-S	12/83	149.5	149.5	149.5	149.5	149.5	149.5	149.5	149.5	149.5	149.5	149.5	149.5	149.5
Distilled and blended liquors	2085		06/83	164.9	165.3	164.6	164.5	164.6	164.5	164.5	164.6	165.0	165.4	165.4	165.0	165.0
Primary products		2085-P	06/83	160.4	161.0	160.0	159.9	160.0	159.9	159.9	160.1	160.5	161.0	161.1	160.6	160.5
Bottled liquor, except brandy		2085-B	06/83	175.0	175.8	174.5	174.4	174.5	174.4	174.4	174.6	175.2	175.7	175.8	175.2	175.2
Whiskey, including bottled in bond		2085-801	06/90	132.4	134.0	132.0	131.9	132.0	132.0	132.0	132.2	133.0	133.1	133.2	132.2	132.1
Gin		2085-822	06/83	162.8	162.3	162.8	162.8	162.8	162.8	162.8	162.8	162.8	162.8	163.2	163.2	163.2
Cordials, liqueurs		2085-825	06/83	191.3	189.6	189.4	189.4	189.4	189.3	189.3	189.3	194.2	194.2	193.9	193.7	193.7
Vodka		2085-831	06/83	164.9	164.6	164.9	164.9	164.9	164.9	164.8	164.8	164.8	164.8	165.1	165.1	165.1
Other bottled liquors, except brandy		2085-899	06/90	197.8	198.3	198.3	198.0	198.0	197.9	198.0	198.0	197.5	197.5	197.4	197.4	197.4
Secondary products and miscellaneous receipts		2085-SM														
Miscellaneous receipts		2085-M	08/83	149.3	148.1	150.0	150.0	150.0	149.2	149.2	149.2	149.2	149.2	149.2	149.2	149.2
Resales		2085-Z89	08/83	150.2	149.0	150.9	150.9	150.9	150.1	150.1	150.1	150.1	150.1	150.1	150.1	150.1
Secondary products		2085-S	12/97	100.4	100.4	100.4	100.4	100.4	100.4	100.4	100.4	100.4	100.4	100.4	100.4	100.4
Bottled and canned soft drinks and carbonated waters	2086		06/81	159.5	158.7	160.2	159.4	159.9	159.0	159.3	158.9	159.4	159.8	159.1	160.4	160.1
Primary products		2086-P	06/81	160.3	159.4	161.1	160.1	160.7	159.7	160.0	159.6	160.2	160.6	159.9	161.3	161.0
Bottled carbonated soft drinks		2086-B	12/96	118.0	116.4	117.0	117.1	118.0	118.2	118.1	117.6	118.2	118.9	119.0	119.4	118.7
Bottled carbonated soft drinks in plastic bottles		2086-309	12/96	116.1	114.6	115.0	115.3	116.2	116.2	116.2	115.6	115.9	116.9	116.8	117.4	116.7
Bottle carbonated soft drinks, except those sold in plastic bottles		2086-339	12/00	111.3	108.7	110.5	109.4	110.8	110.9	110.7	110.9	113.3	112.7	113.1	112.7	112.1
Canned carbonated soft drinks		2086-C	12/96	109.2	110.0	110.9	109.6	109.8	108.3	108.8	108.8	109.2	108.9	107.6	109.2	109.7
Soft drink flavoring syrup sold in bulk		2086-D	06/89	168.8	165.9	168.4	168.6	168.6	168.3	167.1	167.5	167.7	170.3	170.8	172.2	170.1
Noncarbonated soft drinks incl fruit drinks, cocktails, ades, and bottled water		2086-E	12/96	109.6	107.8	110.6	109.8	110.0	109.5	109.7	109.2	109.2	109.6	109.9	110.4	109.7
Bottled water		2086-608	12/00	99.5	100.7	101.1	100.4	100.1	100.1	100.3	100.5	98.7	98.5	98.0	98.6	97.6
All other noncarbonated soft drinks		2086-619	12/00	102.3	100.2	103.2	102.3	102.6	102.1	102.3	101.7	102.0	102.4	102.9	103.2	102.7
Secondary products and miscellaneous receipts		2086-SM														

See footnotes at end of table.

Table 3. Producer price indexes for the net output of selected industries and their products, 2002¹—Continued

Industry and product	Industry code	Product code	Index base	Annual Average	January	February	March	April	May	June	July	August	September	October	November	December
Bottled and canned soft drinks and carbonated waters—Continued																
Miscellaneous receipts		2086-M	06/81	150.3	150.2	150.2	150.3	150.2	150.3	150.3	150.3	150.3	150.3	150.2	150.2	150.3
Resales		2086-Z89	06/81	151.8	149.8	151.3	152.2	151.0	151.9	153.0	152.6	152.6	152.4	151.3	151.6	152.5
Flavoring extracts and flavoring syrups, n.e.c.	2087		12/85	142.7	142.2	141.9	142.2	142.7	142.7	142.7	142.8	142.7	143.1	143.1	143.1	142.9
Primary products		2087-P	12/85	147.8	147.3	147.0	147.3	147.8	147.8	147.8	148.0	147.9	148.2	148.2	148.3	148.1
Flavoring extracts, emulsions, and other liquid flavors ...		2087-1	12/85	132.8	130.3	129.1	131.9	131.9	132.1	132.1	133.3	133.3	135.1	135.1	135.1	133.9
Natural or true flavoring extracts, emulsions and other liquid flavors		2087-112	12/00	123.4	120.4	119.0	122.4	122.4	122.5	122.5	124.1	124.1	126.2	126.2	126.2	124.8
Imitation flavoring extracts, emulsions and other liquid flavors		2087-153	12/85	99.8	99.7	99.7	99.7	99.8	99.8	99.8	99.8	99.8	99.8	99.8	99.8	99.8
Liquid beverage bases not for use by soft drink bottlers incl. cocktail mixes		2087-2	12/85	147.0	149.3	146.5	146.5	146.5	146.5	146.5	146.5	146.5	146.1	146.1	148.3	148.3
Liquid beverage bases for use by soft drink bottlers		2087-3	12/85	172.6	171.6	171.6	171.6	173.0	173.0	173.0	173.0	173.0	173.0	173.0	173.0	173.0
Other flavoring agents (except chocolate syrup)		2087-4	12/85	123.4	123.7	123.5	123.5	123.4	123.4	123.3	123.3	123.1	123.5	123.5	123.5	123.3
Secondary and miscellaneous receipts		2087-SM														
Miscellaneous receipts		2087-M	12/85	102.9	102.8	102.8	102.8	102.8	102.8	102.8	102.8	102.8	102.8	102.8	102.8	103.1
Secondary products		2087-S	12/85	98.8	98.8	98.8	98.8	98.8	98.8	98.8	98.8	98.8	98.8	98.8	98.8	98.8
Miscellaneous food preparations and kindred products	209		12/84	138.6	137.1	137.0	137.6	137.9	137.9	139.5	139.3	138.2	139.6	139.7	139.1	140.0
Canned and cured fish and seafoods	2091		12/84	110.3	109.9	109.2	109.2	111.6	111.2	111.0	110.6	110.6	110.0	110.0	110.2	110.3
Primary products		2091-P	12/84	112.9	113.1	112.3	112.1	114.0	113.5	113.3	113.1	113.1	112.5	112.5	112.7	112.4
Canned and cured fish and seafoods, incl. soup (except frozen)		2091-1	12/84	112.9	113.1	112.3	112.1	114.0	113.5	113.3	113.1	113.1	112.5	112.5	112.7	112.4
Canned fish and seafood (except frozen), including salmon, sardines and tuna		2091-118	06/97	83.7	84.3	83.3	83.1	84.2	84.0	83.7	83.7	83.7	83.7	83.7	83.9	83.4
Canned seafood soups, stews, and chowders		2091-131	02/85	97.5	96.0	96.0	96.0	99.4	99.4	99.4	99.4	99.4	96.0	96.0	96.3	96.3
Cured fish and seafoods		2091-161	06/97	130.4	130.2	130.2	130.2	132.3	130.7	130.7	130.0	130.0	130.0	130.0	130.0	130.0
Secondary products and miscellaneous receipts		2091-SM														
Miscellaneous receipts		2091-M	06/97	102.6	102.6	102.6	102.6	102.6	102.6	102.6	102.6	102.6	102.6	102.6	102.6	102.6
Secondary products		2091-S	12/84	121.7	113.0	113.6	115.3	126.4	126.4	125.7	123.3	123.3	121.4	121.5	121.9	127.9
Prepared fresh or frozen fish and seafoods	2092		12/82	157.2	156.2	156.6	156.9	157.1	156.6	155.7	155.8	155.8	158.5	159.5	158.7	158.7
Primary products		2092-P	12/82	160.7	159.3	159.8	160.3	160.5	159.9	158.9	159.0	159.2	162.2	163.3	162.6	163.0
Prepared fresh fish and other fresh seafood		2092-2	12/82	189.1	195.0	193.1	196.7	194.3	190.2	184.8	186.8	185.8	190.2	187.0	182.3	183.3
Frozen packaged fish, excluding shellfish		2092-3	12/82	152.3	151.3	149.6	150.6	150.8	151.3	151.0	151.9	151.7	153.1	156.1	154.6	155.2
Groundfish (cod, cusk, haddock, hake, perch, pollock, whiting)		2092-31	06/89	145.8	144.4	143.5	142.4	142.5	143.9	144.4	145.4	145.6	147.4	150.5	149.8	149.8
Groundfish, fillets and steaks		2092-311	12/82	195.9	189.1	188.0	190.3	193.6	195.9	195.7	198.4	198.4	198.5	198.5	202.9	201.7
Groundfish, sticks, portions, and other cuts		2092-315	12/82	185.3	185.0	183.9	181.4	180.5	182.0	183.0	183.8	184.1	187.1	192.4	189.8	190.2
Other frozen fish (salmon, flounder, halibut, etc.)		2092-32	06/89	88.3	87.9	86.7	88.0	88.1	88.1	87.6	88.1	87.8	88.5	90.2	89.0	89.6
Frozen packaged shellfish		2092-5	12/96	129.4	128.3	132.4	130.1	130.0	129.0	129.5	128.2	128.2	128.3	129.2	130.5	129.4
Frozen shrimp		2092-521	12/96	95.0	97.2	97.0	96.4	95.6	94.9	94.7	94.3	94.0	93.5	94.1	94.0	94.0
Other frozen shellfish, incl. crabs, lobster tails, oysters, and clams		2092-536	12/96	171.0	164.5	175.4	170.4	171.4	170.2	171.5	169.0	169.7	170.7	171.9	175.3	172.6
Other frozen seafoods, incl. surimi, soups, chowders, crabcakes, etc.		2092-6	12/96	94.7	85.9	84.0	87.0	90.5	92.1	91.2	91.6	93.6	103.2	104.6	105.0	107.7
Secondary products and miscellaneous receipts		2092-SM														
Miscellaneous receipts		2092-M	12/82	122.9	123.8	123.8	123.8	123.1	123.1	123.0	123.0	123.0	123.0	123.0	123.0	118.5
Secondary products		2092-S	12/82	98.4	99.5	98.5	98.1	98.6	100.2	98.3	98.5	97.2	98.4	98.5	96.8	98.1
Coffee	2095		06/81	133.8	133.9	133.7	133.6	133.8	133.5	133.6	133.8	134.2	133.9	133.9	133.6	133.8
Primary products		2095-P	06/81	124.9	125.3	125.0	124.7	125.0	124.7	124.7	124.8	125.0	124.9	124.8	124.9	125.1

See footnotes at end of table.

Table 3. Producer price indexes for the net output of selected industries and their products, 2002¹—Continued

Industry and product	Industry code	Product code	Index base	Annual Average	January	February	March	April	May	June	July	August	September	October	November	December
Coffee—Continued																
Whole bean and ground roasted coffee		2095-1	06/81	122.5	123.0	122.7	122.3	122.5	122.2	122.3	122.4	122.6	122.4	122.3	122.4	122.7
Whole bean, roasted coffee		2095-111	06/81	160.9	162.0	160.7	160.7	161.0	160.8	160.9	160.7	161.4	161.2	161.6	159.9	159.8
Ground roasted coffee (incl extended yield and mixtures w/grain, chicory etc.)		2095-116	06/81	117.9	118.3	118.3	117.7	118.0	117.7	117.7	117.8	118.0	117.8	117.7	118.0	118.3
Concentrated (instant) coffee		2095-2	06/81	137.3	137.5	136.1	137.2	137.9	137.3	137.3	137.3	137.3	137.5	137.4	137.5	137.4
Secondary products and miscellaneous receipts		2095-SM														
Miscellaneous receipts		2095-M	12/00	100.4	100.1	100.1	100.1	100.1	100.1	100.1	100.6	100.6	100.6	100.6	100.6	100.6
Secondary products		2095-S	06/81	264.0	257.9	259.9	264.9	262.3	263.0	264.1	267.3	273.3	267.9	269.2	258.8	259.8
Potato chips, corn chips, and similar snacks																
Primary products	2096	2096-P	12/85	141.8	140.9	140.9	140.9	140.9	142.2	142.3	142.3	142.3	142.1	142.6	142.6	142.6
Potato chips and sticks, plain and flavored		2096-1	12/85	143.7	141.4	141.5	141.6	141.6	144.5	144.7	144.0	144.7	144.2	145.3	145.3	145.3
Potato chips		2096-111	06/91	121.0	119.2	119.2	119.3	119.3	121.7	121.9	121.3	121.9	121.5	122.4	122.4	122.4
Plain		2096-11112	06/91	124.2	122.9	123.0	123.1	123.1	124.4	124.6	124.4	124.6	124.6	125.4	125.4	125.3
Flavored potato chips		2096-11114	06/91	112.7	109.5	109.5	109.5	109.5	114.8	114.8	113.2	114.8	113.2	114.8	114.8	114.8
Corn chips, tortillas, curls, and related products		2096-2	12/85	131.7	131.8	131.8	131.7	131.7	131.5	131.5	131.6	131.6	131.6	131.6	131.6	131.6
Corn and tortilla chips		2096-21	06/91	125.8	125.8	125.8	125.7	125.7	125.7	125.7	125.8	125.8	125.8	125.8	125.8	125.8
Corn chips		2096-212	06/91	127.2	127.2	127.2	127.2	127.2	127.2	127.2	127.2	127.2	127.2	127.2	127.2	127.2
Corn curls, puffs, and related products		2096-299	06/91	103.0	103.5	103.5	103.5	103.5	102.7	102.7	102.7	102.7	102.7	102.7	102.7	102.7
Other chips, sticks, etc., incl. uncandied popped popcorn and pork rinds		2096-3	12/85	169.0	169.0	169.0	169.0	169.0	169.0	169.0	169.0	169.0	169.0	169.0	169.0	168.9
Popped popcorn (except candied)		2096-311	06/91	151.5	151.5	151.5	151.5	151.5	151.5	151.5	151.5	151.5	151.5	151.5	151.5	151.5
Pork rinds		2096-312	06/91	109.1	109.1	109.1	109.1	109.1	109.1	109.1	109.1	109.1	109.1	109.1	109.1	109.1
Other chips, sticks, etc.		2096-399	06/91	109.2	109.4	109.4	109.4	109.4	109.4	109.4	109.4	109.4	109.4	109.4	109.4	107.0
Secondary products and miscellaneous receipts		2096-SM														
Secondary products		2096-S	06/91	110.2	111.6	109.9	109.9	110.2	110.2	110.2	110.2	110.2	110.2	110.2	109.6	109.6
Manufactured ice																
Primary products	2097	2097-P	12/85	146.0	140.6	141.5	141.5	141.6	141.8	148.8	148.8	148.8	149.2	149.6	149.6	149.6
Can or block ice		2097-1	12/85	(¹)	(¹)	(¹)	(¹)	(¹)	(¹)	182.8	182.8	182.8	182.8	182.8	182.8	182.8
Cubed, crushed, or other processed ice		2097-2	12/85	126.1	124.4	125.5	125.5	125.5	125.8	126.2	126.2	126.2	126.7	127.1	127.1	127.1
Macaroni, spaghetti, vermicelli, and noodles																
Primary products	2098	2098-P	06/85	122.0	122.5	122.6	122.6	121.8	121.8	121.8	121.8	121.8	121.9	121.9	121.9	121.9
Macaroni, spaghetti, vermicelli, etc. (without egg)		2098-1	06/85	122.1	122.7	122.7	122.7	121.9	121.9	121.9	121.9	121.9	122.0	122.0	122.0	122.0
Noodle products, etc. (with egg)		2098-2	06/85	122.8	123.5	123.5	123.5	122.6	122.6	122.6	122.6	122.6	122.7	122.7	122.7	122.7
Secondary products and miscellaneous receipts		2098-SM														
Miscellaneous receipts		2098-M	12/93	106.9	106.9	106.9	106.9	106.9	106.9	106.9	106.9	106.9	106.9	106.9	106.9	106.9
Secondary products		2098-S	06/85	108.1	108.5	108.5	108.5	108.0	108.0	108.0	108.0	108.0	108.0	108.0	108.0	108.0
Food preparations, n.e.c.																
Primary products	2099	2099-P	12/85	134.2	131.5	131.3	132.6	133.1	132.6	136.9	136.5	133.2	136.2	135.8	134.5	136.8
Dry mixes and dry mixed preparations, except macaroni and noodles		2099-B	06/91	115.4	112.9	112.9	115.8	115.8	115.8	115.8	115.9	115.9	115.9	116.1	116.1	116.1
Dry dip, salad dressing and seasoning mixes		2099-B02	12/01	100.2	100.0	100.0	100.0	100.0	100.0	100.0	100.1	100.1	100.1	100.5	100.5	100.6
Other dry mixes incl. gravy, sauce & frostings, excl. macaroni & noodles		2099-B04	12/01	103.5	100.0	100.0	104.2	104.2	104.2	104.2	104.3	104.3	104.3	104.2	104.2	104.2
Perishable prepared foods sold in bulk or packages, not frozen or canned		2099-C	12/85	145.8	143.9	144.2	146.4	149.6	145.6	145.4	145.3	145.4	145.5	145.9	146.2	145.9
Salads sold in bulk or packages, not frozen or canned		2099-C21	12/01	103.4	101.1	101.5	109.7	112.5	103.3	102.5	101.4	101.7	101.8	102.5	102.6	100.5
Sandwiches made from bread, sold in bulk or packages, not frozen or canned		2099-C31	12/01	100.8	100.0	98.1	99.7	100.3	100.0	99.2	103.9	102.3	101.2	101.9	101.5	102.1
Vegetables and potatoes, peeled or cut for the trade ...		2099-C35	12/01	103.4	103.1	105.6	104.2	118.0	102.6	101.3	99.6	99.9	99.8	100.1	102.2	104.3
Tortillas		2099-C43	06/91	115.2	111.6	111.6	111.6	112.1	115.6	116.4	116.4	116.7	117.6	117.7	117.8	117.1
Tamales and other Mexican food specialties		2099-C45	12/01	100.3	100.0	100.0	100.0	100.0	99.5	100.5	100.5	100.5	100.5	100.6	100.6	100.6

See footnotes at end of table.

Table 3. Producer price indexes for the net output of selected industries and their products, 2002¹—Continued

Industry and product	Industry code	Product code	Index base	Annual Average	January	February	March	April	May	June	July	August	September	October	November	December
Food preparations, n.e.c.—Continued																
Other perishable prepared foods, incl tofu, pizza, & meat pies		2099-C59	12/01	100.0	100.0	100.0	100.0	100.0	100.0	100.0	100.0	100.0	100.0	100.0	100.0	100.0
Tea in consumer packages		2099-D	12/85	113.7	107.1	107.1	107.1	107.1	107.1	123.2	123.3	117.7	115.2	110.4	123.6	115.2
Spices		2099-E	12/85	172.6	171.2	171.3	172.5	172.6	172.9	172.4	173.7	173.1	173.1	173.0	173.3	172.2
Peanut butter		2099-F	12/85	131.2	123.6	123.2	123.2	123.2	123.3	145.7	145.7	114.5	145.7	145.7	114.5	145.7
Other food preparations, NEC		2099-G	12/85	141.5	139.3	139.3	139.3	139.3	140.2	140.2	140.1	142.4	143.2	144.1	144.7	145.4
Macaroni and noodle products, PWOI, not canned or frozen		2099-H	06/98	106.6	106.4	106.4	106.4	106.4	106.4	106.4	106.4	106.9	107.0	106.8	106.7	106.7
Sweetening syrups and molasses		2099-3	12/85	(¹)	(¹)	(¹)	(¹)	(¹)	(¹)	127.4	127.4	127.4	127.4	127.4	127.4	127.4
Baking powder and yeast		2099-4	06/98	100.5	100.7	93.7	94.5	96.8	99.3	107.4	100.0	100.0	102.5	100.8	105.1	105.5
Cider and vinegar		2099-6	12/85	108.5	107.9	107.9	107.9	107.9	107.9	107.9	107.9	107.8	107.9	110.3	110.3	110.3
Secondary products and miscellaneous receipts		2099-SM														
Miscellaneous receipts		2099-M	06/98	104.2	105.2	105.2	106.2	104.1	103.8	104.1	103.1	103.1	103.2	103.2	103.2	106.1
Secondary products		2099-S	12/85	129.4	125.7	125.7	130.4	129.8	129.8	129.9	129.9	129.9	130.1	130.2	130.2	130.7
Tobacco manufactures	21		12/84	401.9	391.7	391.7	392.2	407.8	408.0	408.2	408.6	408.5	408.5	408.6	409.2	380.3
Cigarettes	211		12/82	442.8	431.0	431.0	431.2	450.2	450.4	450.5	451.0	450.9	450.8	450.6	450.9	415.7
Cigarettes	2111		12/82	442.8	431.0	430.9	431.1	450.2	450.3	450.5	451.0	450.9	450.8	450.5	450.9	415.7
Primary products		2111-P	12/82	453.7	441.6	441.5	441.7	461.2	461.4	461.6	462.0	461.9	461.9	461.6	461.9	425.9
Filter tip		2111-1	12/82	442.8	431.1	431.1	431.3	450.2	450.4	450.5	451.0	450.9	450.9	450.6	450.9	414.6
81 to 95 mm long		2111-116	12/82	432.2	421.3	421.2	421.6	439.3	439.6	440.0	440.9	440.7	440.6	440.1	440.7	400.6
Greater than 95 mm		2111-118	12/82	434.7	424.2	424.2	424.2	442.7	442.7	442.7	442.7	442.7	442.7	442.7	442.7	402.4
Cigars		212	12/82	289.8	288.1	288.5	288.5	288.5	288.5	288.9	288.4	288.4	288.4	290.2	295.8	295.8
Cigars	2121		12/82	289.8	288.1	288.5	288.5	288.5	288.5	288.9	288.4	288.4	288.4	290.2	295.8	295.8
Primary products		2121-P	12/82	280.9	279.1	279.5	279.6	279.6	279.6	280.0	279.4	279.4	279.4	281.3	287.2	287.2
Cigars		2121-4	12/82	280.9	279.1	279.5	279.6	279.6	279.6	280.0	279.4	279.4	279.4	281.3	287.2	287.2
Secondary products and miscellaneous receipts		2121-SM														
Chewing and smoking tobacco and snuff	213		12/82	359.4	350.9	351.4	358.8	358.8	358.8	358.9	358.9	358.9	358.9	364.9	366.9	367.1
Chewing and smoking tobacco and snuff	2131		12/82	359.4	350.9	351.4	358.8	358.8	358.8	358.8	358.8	358.8	358.9	364.8	366.9	367.0
Primary products		2131-P	12/82	364.3	354.7	355.2	363.6	363.6	363.6	363.7	363.7	363.7	363.7	370.4	372.8	372.9
Chewing and smoking tobacco and snuff		2131-1	12/82	364.3	354.7	355.2	363.6	363.6	363.6	363.7	363.7	363.7	363.7	370.4	372.8	372.9
Loose leaf chewing tobacco		2131-013	12/82	310.0	303.3	303.7	306.3	306.3	306.3	306.3	306.3	306.3	306.3	320.5	323.9	324.4
Snuff, dry and moist		2131-015	12/82	454.8	438.3	439.3	457.5	457.5	457.5	457.5	457.5	457.5	457.5	457.5	460.0	460.0
All other chewing and smoking tobacco and snuff		2131-019	06/99	122.1	121.0	121.0	121.0	121.0	121.0	121.1	121.1	121.1	121.2	124.8	125.2	125.2
Secondary products and miscellaneous receipts		2131-SM														
Tobacco stemming and redrying	214		06/84	114.7	113.4	113.7	113.9	114.0	114.7	114.8	115.0	115.1	115.3	115.3	115.3	115.7
Tobacco stemming and redrying	2141		06/84	114.7	113.4	113.7	113.9	114.0	114.7	114.8	115.0	115.1	115.3	115.3	115.3	115.7
Primary products		2141-P	06/84	110.2	108.9	109.2	109.4	109.5	110.3	110.3	110.4	110.6	110.7	110.7	110.7	111.1
Tobacco, stemmed		2141-2	06/84	104.5	103.0	103.4	103.5	103.7	104.5	104.6	104.8	105.0	105.1	105.1	105.1	105.6
Textile mill products	22		12/84	115.8	116.3	115.8	115.8	115.8	115.5	115.8	115.7	115.5	115.6	115.6	115.8	116.1
Cotton broadwoven fabric	221		12/80	108.9	110.8	110.3	110.6	109.0	108.5	109.0	108.3	108.3	108.3	107.8	107.7	107.9
Cotton broadwoven fabric	2211		12/80	108.9	110.8	110.3	110.6	109.0	108.5	109.0	108.3	108.3	108.3	107.8	107.7	107.9
Primary products		2211-P	12/80	109.9	112.1	111.5	111.8	110.1	109.6	110.0	109.3	109.3	109.2	108.7	108.5	108.8
Gray cotton broadwoven fabric		2211-A	12/80	103.2	106.0	105.2	105.4	103.6	102.8	103.4	102.4	102.5	102.5	101.5	101.3	101.7

See footnotes at end of table.

Table 3. Producer price indexes for the net output of selected industries and their products, 2002¹—Continued

Industry and product	Industry code	Product code	Index base	Annual Average	January	February	March	April	May	June	July	August	September	October	November	December
Cotton broadwoven fabric—Continued																
Plain weave, except pile		2211-A1	06/87	102.8	104.2	104.0	104.2	102.9	102.9	102.9	102.2	102.4	102.4	101.7	100.9	102.7
Twill weave, except pile		2211-A2	06/87	92.4	95.0	95.4	95.5	92.7	91.9	93.1	91.6	91.8	91.6	90.1	90.0	89.9
Finished cotton broadwoven fabric		2211-B	12/80	100.7	99.5	99.7	100.5	100.5	100.7	100.6	100.5	100.3	100.1	101.9	101.7	101.6
Secondary products and miscellaneous receipts		2211-SM														
Secondary products		2211-S	12/80	104.5	103.9	103.8	103.8	103.8	103.8	104.9	104.9	104.9	104.9	105.0	105.0	105.0
Synthetic fiber and silk broadwoven fabric	222		06/81	106.4	106.1	105.7	106.6	106.9	106.3	106.9	106.4	106.6	106.5	106.2	106.0	106.9
Manmade fiber and silk broadwoven fabric	2221		06/81	106.4	106.1	105.7	106.6	106.9	106.3	106.9	106.4	106.6	106.5	106.2	106.0	106.9
Primary products		2221-P	06/81	104.9	104.6	104.1	105.1	105.4	104.7	105.4	104.9	105.1	105.0	104.6	104.5	105.4
Grey fabrics		2221-1	06/81	102.6	101.8	101.5	102.9	103.4	102.6	103.1	102.2	103.1	102.9	102.2	102.3	103.3
85% or more filament yarn fabrics		2221-11	06/81	119.5	121.0	118.4	119.6	120.7	118.3	120.5	118.2	119.9	119.9	118.2	118.5	120.4
Chiefly other filaments		2221-112	06/81	114.9	116.4	113.9	115.0	116.1	113.7	115.9	113.7	115.7	115.3	113.6	114.0	115.8
85% or more spun yarn fabrics (exc. wool blends, silk fabrics, and pile)		2221-139	06/81	88.2	88.3	88.9	88.9	89.3	89.1	87.4	87.9	87.4	87.6	87.7	87.6	88.0
Plain weaves		2221-1391	06/87	81.2	81.1	81.8	81.5	81.9	81.7	80.7	80.9	80.9	80.7	80.9	81.0	81.0
Printcloth		2221-13911	05/87	88.0	87.1	87.0	87.4	88.6	87.3	88.1	88.3	88.3	87.5	88.4	88.6	88.8
Other plainweaves		2221-13912	12/94	81.7	81.9	82.7	82.2	82.5	82.5	81.0	81.2	81.2	81.2	81.2	81.2	81.2
Twill weaves		2221-1392	06/87	95.2	96.4	96.6	97.9	98.3	98.4	93.1	94.8	91.8	93.8	93.9	92.4	94.9
Spun/filament yarn combinations, each less than 85% (exc. wool blends, silk fabrics, and pile)		2221-16	04/85	95.2	86.9	90.8	95.3	94.6	96.7	96.7	96.9	96.8	96.8	96.8	96.9	96.9
Other combination fabrics		2221-163	12/94	82.9	75.6	79.0	83.2	82.3	84.4	84.4	84.4	84.4	84.4	84.4	84.4	84.4
Finished fabric (finished in weaving mills)		2221-2	06/81	129.5	131.9	130.4	129.5	128.7	128.0	129.8	131.2	128.4	128.3	130.1	128.6	129.3
Fabricated man-made fiber and silk textile products (made in weaving mills)		2221-3	06/81	108.5	108.5	108.5	108.5	108.5	108.5	108.5	108.5	108.5	108.5	108.5	108.5	108.5
Secondary products and miscellaneous receipts		2221-SM														
Secondary products		2221-S	06/81	118.1	118.0	118.0	117.8	118.3	119.5	119.3	118.4	117.4	117.8	118.0	117.7	117.1
Cotton broadwoven fabrics		2211-S	06/87	111.7	111.6	111.6	111.2	112.0	114.0	113.7	112.3	110.5	111.2	111.5	111.1	110.0
Wool weaving and finishing	223		06/85	116.4	117.5	118.7	118.0	116.7	116.1	115.6	115.5	115.2	116.1	116.6	116.6	114.2
Wool weaving and finishing	2231		06/85	116.4	117.5	118.7	118.0	116.6	116.1	115.6	115.5	115.2	116.1	116.6	116.6	114.2
Primary products		2231-P	06/85	111.8	113.0	114.2	113.4	112.1	111.3	111.0	110.9	110.6	111.6	112.1	112.0	109.6
Finished wool yarns, top, or raw stock, not combed or spun at the same establish		2231-1	12/91	98.3	99.5	99.5	99.5	99.5	99.5	99.5	99.5	99.5	99.5	99.5	99.5	84.9
Wool broadwoven fabrics (gray goods)		2231-2	12/01	100.2	100.0	100.0	100.0	100.0	100.7	100.0	99.9	99.9	99.9	100.6	100.6	101.1
Finished broadwoven wool fabrics and felts		2231-6	06/85	127.6	129.8	132.1	130.7	128.2	126.5	126.1	125.9	125.5	127.3	127.9	127.4	124.2
Secondary products and miscellaneous receipts		2231-SM														
Secondary products		2231-S	06/85	128.3	(²)	(²)	(²)	128.0	131.5	128.0	128.0	128.0	128.0	128.0	128.0	128.0
Narrow fabric mills	224		06/84	126.0	125.8	125.9	126.1	126.1	126.1	126.0	126.1	126.1	126.0	126.0	126.0	126.0
Narrow fabric mills	2241		06/84	126.0	125.8	125.9	126.1	126.1	126.1	126.0	126.1	126.1	126.0	126.0	126.0	126.0
Primary products		2241-P	06/84	126.8	126.6	126.6	126.8	126.8	126.9	126.8	126.9	126.9	126.8	126.9	126.9	126.9
Woven narrow fabric		2241-1	06/84	124.2	124.0	124.0	124.3	124.3	124.3	124.3	124.3	124.3	124.3	124.3	124.3	124.3
Woven elastic narrow fabrics; incl underwear, corsets, and other apparel		2241-11	06/84	132.5	132.5	132.5	132.5	132.5	132.5	132.5	132.5	132.5	132.5	132.5	132.5	132.5
Corset and allied lines		2241-112	06/84	128.6	128.6	128.6	128.6	128.6	128.6	128.6	128.6	128.6	128.6	128.6	128.6	128.6
Other apparel		2241-114	06/84	144.3	144.3	144.3	144.3	144.3	144.3	144.3	144.3	144.3	144.3	144.3	144.3	144.3
Woven nonelastic narrow fabrics		2241-12	06/84	120.1	119.7	119.7	120.1	120.1	120.1	120.1	120.1	120.1	120.1	120.1	120.1	120.1
Woven edge ribbons		2241-121	06/84	103.4	103.4	103.4	103.4	103.4	103.4	103.4	103.4	103.4	103.4	103.4	103.4	103.4
Tapes (wt. less than 15 oz./sq. yd.)		2241-125	06/84	122.3	122.2	122.2	122.3	122.3	122.3	122.3	122.3	122.3	122.3	122.3	122.3	122.3
Webbing (wt. 15 oz./sq. yd. or more)		2241-127	06/84	130.8	130.8	130.8	130.8	130.8	130.9	130.9	130.9	130.9	130.9	130.9	130.9	130.9
All other webbing		2241-12739	06/84	133.8	133.7	133.7	133.7	133.7	133.8	133.8	133.8	133.8	133.8	133.8	133.8	133.8
All other nonelastic		2241-129	06/84	117.7	116.3	116.3	118.0	118.0	118.0	118.0	118.0	118.0	118.0	118.0	118.0	118.0

See footnotes at end of table.

Table 3. Producer price indexes for the net output of selected industries and their products, 2002¹—Continued

Industry and product	Industry code	Product code	Index base	Annual Average	January	February	March	April	May	June	July	August	September	October	November	December
Narrow fabric mills—Continued																
Braided narrow fabrics (<= 12 in. wide); elastic (flat/rnd/tube), & nonelastic		2241-4	06/84	143.9	143.9	143.9	143.9	143.9	143.9	143.9	143.9	143.9	143.9	143.9	143.9	143.9
Nonelastic braids		2241-422	06/84	138.5	138.5	138.5	138.5	138.5	138.5	138.5	138.5	138.5	138.5	138.5	138.5	138.5
Other nonelastic braids		2241-42223	06/84	139.3	139.3	139.3	139.3	139.3	139.3	139.3	139.3	139.3	139.3	139.3	139.3	139.3
Secondary products and miscellaneous receipts		2241-SM														
Secondary products		2241-S	06/84	116.3	116.8	116.8	116.8	116.8	116.8	116.6	116.2	116.0	115.9	115.6	115.6	115.6
Knitting mills	225		12/84	112.7	113.2	112.5	112.1	112.4	112.3	112.7	112.1	112.2	112.1	112.8	113.0	115.3
Women's hosiery, except socks	2251		06/84	124.6	124.4	125.8	123.5	123.5	123.4	123.4	123.7	123.7	123.7	123.4	123.4	133.4
Primary products		2251-P	06/84	124.7	124.4	125.8	123.4	123.4	123.4	123.4	123.8	123.8	123.8	123.4	123.4	134.0
Finished seamless hosiery		2251-3	06/84	125.4	125.1	126.6	124.2	124.2	124.2	124.2	124.5	124.5	124.5	124.2	124.2	134.8
Stockings and knee-highs, knit on 300 needles or more		2251-321	06/84	132.3	138.1	138.1	126.4	126.4	126.4	126.4	126.4	126.4	126.4	126.4	126.4	174.2
Knee-high		2251-32177	06/84	130.2	134.6	134.6	123.6	123.6	123.6	123.6	123.6	123.6	123.6	123.6	123.6	180.2
Pantyhose		2251-351	06/84	124.1	122.5	124.3	123.9	123.9	123.9	123.9	124.3	124.3	124.3	123.9	123.9	126.3
Under 30 denier, sheer		2251-35122	06/84	133.2	140.0	132.6	132.4	132.4	132.4	132.4	132.4	132.4	132.4	131.7	131.7	135.3
Elastomer pantyhose		2251-3516	06/84	114.5	97.3	116.1	115.3	115.3	115.3	116.7	116.7	116.7	116.7	116.4	116.4	116.7
Control top		2251-35161	06/84	128.5	117.9	128.7	130.3	130.4	130.4	130.3	129.2	129.2	129.2	128.5	128.5	129.3
Leg support		2251-35162	06/84	105.8	(²)	108.1	106.0	106.0	106.0	106.0	108.6	108.6	108.6	108.6	108.6	108.6
Secondary products and miscellaneous receipts		2251-SM														
Secondary products		2251-S														
Hosiery, n.e.c.		2252-S	06/84	108.4	111.8	111.8	111.8	111.8	106.7	106.7	106.7	106.7	106.7	106.7	106.7	(²)
Hosiery, n.e.c.	2252		06/84	121.1	119.8	119.8	119.3	119.8	119.6	119.6	119.1	119.1	119.1	124.6	124.6	129.4
Primary products		2252-P	06/84	120.1	118.7	118.6	118.1	118.7	118.5	118.5	118.0	117.9	117.9	123.7	123.7	128.8
Men's finished hosiery		2252-22	06/84	130.6	126.9	126.9	126.2	127.3	126.9	126.9	126.9	126.9	126.9	138.4	138.4	148.3
Anklet		2252-222	06/84	136.0	131.0	131.0	130.1	131.0	130.4	130.4	130.4	130.4	130.4	147.2	147.2	162.1
Non-cushion		2252-2222	06/84	141.9	135.7	135.7	134.5	135.7	134.9	134.9	134.9	134.9	134.9	156.1	156.1	175.0
Natural fibers		2252-22221	06/84	132.9	127.6	127.6	124.7	124.7	124.7	124.7	124.7	124.7	124.7	155.6	155.6	155.6
Manmade fibers		2252-22227	06/84	146.1	139.4	139.4	139.0	140.9	139.6	139.6	139.6	139.6	139.6	155.9	155.9	184.3
Mid-calf/crew		2252-223	06/84	125.9	123.9	124.0	124.3	126.5	126.5	126.5	126.5	126.5	126.5	126.5	126.5	126.5
Cushion		2252-2231	06/84	120.8	120.8	120.8	120.8	120.8	120.8	120.8	120.8	120.8	120.8	120.8	120.8	120.8
Natural fibers		2252-22311	06/84	116.4	116.4	116.4	116.4	116.4	116.4	116.4	116.4	116.4	116.4	116.4	116.4	116.4
Non-cushion		2252-2232	06/84	133.7	129.3	129.5	130.2	135.1	135.1	135.1	135.1	135.1	135.1	135.1	135.1	135.1
Natural fibers		2252-22321	06/84	127.9	127.6	128.0	128.0	128.0	128.0	128.0	128.0	128.0	128.0	128.0	128.0	128.0
Manmade fibers		2252-22327	06/84	138.7	131.5	131.5	132.8	141.0	141.0	141.0	141.0	141.0	141.0	141.0	141.0	141.0
Knee-high		2252-224	06/84	128.5	128.3	128.3	127.3	127.3	127.3	127.3	127.3	127.3	127.3	131.2	131.2	131.2
Cushion		2252-2241	06/84	(²)	125.5	(²)	(²)	(²)	(²)	(²)	(²)	(²)	(²)	(²)	(²)	(²)
Other finished hosiery, knit on less than 300 needles, except women's stockings		2252-23	06/84	112.1	112.9	112.8	112.8	112.8	112.8	112.8	111.5	111.3	111.3	111.3	111.3	111.3
Women's, girls' and boys' footsock		2252-231	06/84	(²)	100.5	100.5	(²)	(²)	(²)	(²)	(²)	(²)	(²)	(²)	(²)	(²)
Women's, girls' and boys' ankle		2252-232	06/84	99.7	99.8	99.7	99.7	99.7	99.7	99.7	99.7	99.7	99.7	99.7	99.7	99.7
Cushion		2252-2321	06/84	(²)	96.6	96.6	96.6	96.6	96.6	(²)	(²)	(²)	(²)	(²)	(²)	(²)
Natural fibers		2252-23211	06/90	(²)	96.6	96.6	96.6	96.6	96.6	(²)	(²)	(²)	(²)	(²)	(²)	(²)
Non-cushion		2252-2322	06/84	102.5	102.7	102.5	102.5	102.5	102.5	102.5	102.5	102.5	102.5	102.5	102.5	102.5
Natural fibers		2252-23221	06/84	132.5	132.8	132.4	132.4	132.4	132.4	132.4	132.4	132.4	132.4	132.4	132.4	132.4
Manmade fibers		2252-23227	06/84	(²)	89.5	89.5	(²)	(²)	(²)	(²)	(²)	(²)	(²)	(²)	(²)	(²)
Women's, girls', and boy's knee-high socks		2252-233	06/84	(²)	157.6	157.6	(²)	(²)	(²)	(²)	(²)	(²)	(²)	(²)	(²)	(²)
Women's knee-high socks--manmade fibers		2252-2334	06/90	(²)	107.2	107.2	(²)	(²)	(²)	(²)	(²)	(²)	(²)	(²)	(²)	(²)
Other women's, girls' and boys' finished hosiery, including leg warmers, waist-highs, etc.		2252-234	06/84	105.4	104.8	104.8	105.5	105.5	105.5	105.5	105.5	105.5	105.5	105.5	105.5	105.9
Infants' and children's ankle		2252-235	06/84	104.6	105.0	105.0	105.0	105.0	105.0	105.0	105.0	104.0	104.0	103.9	103.9	103.9
Natural fibers		2252-23511	06/84	104.6	105.1	105.1	105.1	105.1	105.1	105.1	105.1	103.9	103.9	103.9	103.9	103.9

See footnotes at end of table.

Table 3. Producer price indexes for the net output of selected industries and their products, 2002¹—Continued

Industry and product	Industry code	Product code	Index base	Annual Average	January	February	March	April	May	June	July	August	September	October	November	December
Hosiery, n.e.c.—Continued																
Unfinished hosiery, knit on less than 300 needles, except women's stockings		2252-24	06/84	103.2	104.9	104.9	102.9	102.9	102.9	102.9	102.9	102.9	102.9	102.9	102.9	102.9
Other unfinished hosiery, knit on less than 300 needles, except women's stockings		2252-246	06/84	105.3	108.5	108.5	104.7	104.7	104.7	104.7	104.7	104.7	104.7	104.7	104.7	104.7
Secondary products and miscellaneous receipts		2252-SM														
Secondary products		2252-S	06/84	125.3	126.2	125.0	125.0	125.0	125.0	125.0	125.0	125.6	125.6	125.8	125.8	124.9
Knit outerwear																
Primary products	2253		12/84	113.6	114.7	112.8	113.5	113.8	113.6	115.2	113.6	114.4	113.0	112.2	112.9	113.5
Men's and boys' sweaters and sweater vests		2253-P	12/84	112.1	114.1	111.9	112.3	112.6	112.4	114.4	111.9	112.1	112.0	110.0	110.5	110.7
Women's, misses' and juniors' sweaters and sweater vests		2253-A	12/84	131.5	127.9	133.2	133.2	133.2	132.7	132.7	132.7	132.7	132.7	129.0	129.0	129.0
Men's and boys' knit shirts incl. sport shirts, sweatshirts, and t-shirts		2253-B	12/84	97.3	110.4	96.1	95.8	96.2	96.2	96.2	96.2	96.2	96.9	95.7	95.7	95.7
Women's, misses' and juniors' knit shirts and blouses		2253-4	12/84	118.3	120.2	119.0	119.0	118.0	117.8	121.5	117.5	117.5	117.7	116.3	117.2	117.3
Girls', children's and infants' knit shirts and blouses		2253-5	12/97	98.8	99.5	99.5	101.7	101.7	100.3	97.6	98.6	101.0	95.5	97.2	97.2	96.0
All other knit outerwear, n.e.c.		2253-7	12/97	88.8	101.3	100.0	101.6	99.9	97.9	86.5	76.8	80.2	76.8	77.1	78.0	89.6
Secondary products and miscellaneous receipts		2253-8	12/84	102.4	97.5	96.7	99.3	106.3	106.2	106.0	105.9	106.1	106.2	99.3	99.2	99.8
Secondary products		2253-SM														
Secondary products		2253-S	12/84	127.4	124.6	124.6	124.6	124.6	124.6	124.6	128.0	133.0	122.9	129.5	131.9	135.6
Secondary products		2253-SS	12/97	105.3	103.0	103.0	103.0	103.0	103.0	103.0	105.9	110.0	101.7	107.1	109.1	112.1
Knit underwear and nightwear mills																
Primary products	2254		06/82	130.1	130.6	130.6	130.6	130.6	130.6	130.6	130.6	129.7	129.7	129.7	129.0	129.0
Men's and boys' knit underwear		2254-P	06/82	129.4	130.0	130.0	130.0	130.0	130.0	130.0	130.0	128.9	128.9	128.9	128.2	128.2
Men's and boys' undershirts, except thermal		2254-A	06/82	119.9	120.4	120.4	120.4	120.4	120.4	120.4	120.4	119.6	119.6	119.6	118.4	118.4
Undershirts, except athletic types		2254-1	06/82	110.2	111.6	111.6	111.6	111.6	111.6	111.6	111.6	109.4	109.4	109.4	106.4	106.4
Men's and boys' shorts and briefs		2254-122	06/82	109.3	110.7	110.7	110.7	110.7	110.7	110.7	110.7	108.6	108.6	108.6	105.6	105.6
Shorts and briefs, except thermal underwear and union suits		2254-4	06/82	97.8	97.8	97.8	97.8	97.8	97.8	97.8	97.8	97.8	97.8	97.8	97.8	97.8
Women's and children's underwear and nightwear		2254-411	12/87	97.2	97.2	97.2	97.2	97.2	97.2	97.2	97.2	97.2	97.2	97.2	97.2	97.2
Women's and children's underwear		2254-C	06/82	140.3	140.8	140.8	140.8	140.8	140.8	140.8	140.8	139.5	139.5	139.5	139.5	139.5
Women's underwear		2254-2	06/82	141.5	142.1	142.1	142.1	142.1	142.1	142.1	142.1	140.5	140.5	140.5	140.5	140.5
Panties		2254-21	06/82	143.8	144.6	144.6	144.6	144.6	144.6	144.6	144.6	142.7	142.7	142.7	142.7	142.7
Panties		2254-213	09/82	143.5	144.5	144.5	144.5	144.5	144.5	144.5	144.5	142.1	142.1	142.1	142.1	142.1
Secondary products and miscellaneous receipts		2254-SM														
Secondary products		2254-SS	12/95	104.8	104.9	104.8	104.8	104.8	104.8	104.8	104.8	104.8	104.8	104.8	(²)	(²)
Circular knit fabric mills																
Primary products	2257		06/81	95.8	97.6	96.4	95.2	95.5	95.5	94.7	94.7	94.8	96.0	95.5	95.7	97.6
Gray circular knit fabrics		2257-P	06/81	95.6	97.5	96.3	95.0	95.3	95.3	94.4	94.5	94.5	95.8	95.4	95.5	97.5
Finished circular knit fabrics		2257-1	06/81	119.5	119.6	119.4	119.4	119.4	119.4	119.4	119.4	119.4	119.4	119.3	119.5	120.5
Contract work on gray and finished circular knit fabric		2257-3	12/94	82.0	84.5	83.0	81.2	81.7	80.4	80.5	80.6	82.4	81.8	81.9	84.3	84.3
Secondary products and miscellaneous receipts		2257-9	06/81	105.8	105.6	105.6	105.6	105.4	105.4	106.6	106.6	106.2	105.7	105.6	105.6	105.6
Secondary products		2257-SM	06/01	98.3	98.3	98.3	98.3	98.3	98.3	98.3	98.3	98.3	98.3	98.3	98.3	98.3
Secondary products		2257-S	06/01	98.3	98.3	98.3	98.3	98.3	98.3	98.3	98.3	98.3	98.3	98.3	98.3	98.3
Lace and warp knit fabric mills																
Primary products	2258		06/81	122.0	121.9	121.9	121.9	121.9	121.9	121.9	122.2	122.1	122.1	122.1	122.1	122.1
Lace and net goods (excluding raschel lace machine products)		2258-P	06/81	119.7	119.6	119.6	119.6	119.6	119.6	119.6	119.9	119.8	119.8	119.8	119.8	119.8
Finished warp knit fabrics (knit & finished, or purchased & finished)		2258-5	12/85	(²)	138.6	138.6	(²)	(²)	(²)	(²)	(²)	(²)	(²)	(²)	(²)	(²)
Contract or commission work for knitting, finishing, & dyeing (incl. lace goods)		2258-6	06/95	98.2	98.1	98.1	98.1	98.1	98.1	98.1	98.4	98.3	98.3	98.3	98.3	98.3
Knitting mills n.e.c.	2259		12/85	113.1	114.4	113.3	113.3	113.3	113.3	113.3	113.1	113.1	113.2	113.2	111.7	111.8
Primary products		2259-P	12/85	112.0	113.3	112.3	112.3	112.3	112.3	112.3	112.1	112.1	112.2	112.2	110.5	110.6

See footnotes at end of table.

Table 3. Producer price indexes for the net output of selected industries and their products, 2002¹—Continued

Industry and product	Industry code	Product code	Index base	Annual Average	January	February	March	April	May	June	July	August	September	October	November	December
Knitting mills n.e.c.—Continued																
Knit gloves and mittens		2259-1	12/85	122.3	123.5	122.3	122.3	122.3	122.3	122.3	122.3	122.3	122.3	122.3	121.7	121.8
Other knit end products		2259-2	12/85	105.1	106.6	105.8	105.8	105.8	105.8	105.8	105.3	105.3	105.5	105.5	101.8	102.0
Dyeing and finishing textiles, except wool fabrics and knit goods	226		12/84	130.8	131.4	131.3	131.4	131.4	131.4	130.1	130.3	130.1	130.7	130.8	130.8	130.4
Finished cotton broadwoven fabric	2261		06/84	139.6	139.7	139.7	139.7	139.6	139.7	139.6	139.6	138.6	139.8	140.1	140.2	139.4
Primary products		2261-P	06/84	141.8	141.8	141.8	141.8	141.8	141.8	141.8	141.7	140.7	141.9	142.2	142.2	141.5
Non-commission finished fabric		2261-7	06/84	132.7	132.8	132.8	132.8	132.8	132.8	132.8	132.7	131.2	133.0	133.4	133.4	132.3
Commission finishing		2261-9	06/84	160.8	160.8	160.8	160.8	160.8	160.8	160.8	160.8	160.8	160.8	160.8	160.8	160.8
Secondary products and miscellaneous receipts		2261-SM														
Secondary products		2261-S	06/84	122.7	122.2	122.2	122.2	122.2	122.2	122.2	122.4	122.2	122.9	122.9	124.4	124.0
Finished synthetic fiber and silk broadwoven fabric	2262		06/84	129.4	130.4	130.4	130.4	130.4	130.4	128.0	128.4	128.5	128.8	128.8	128.8	128.8
Primary products		2262-P	06/84	128.2	129.3	129.3	129.3	129.3	129.3	126.9	127.3	127.3	127.7	127.7	127.7	127.6
Non-commission finished fabric		2262-8	06/84	132.1	133.6	133.6	133.6	133.6	133.7	130.1	130.7	130.8	131.3	131.3	131.3	131.3
Commission finishing		2262-9	06/84	122.6	122.7	122.7	122.7	122.6	122.6	122.6	122.6	122.6	122.6	122.6	122.6	122.3
Secondary products and miscellaneous receipts		2262-SM														
Secondary products		2262-S	06/84	134.9	135.1	134.1	133.9	134.5	134.1	134.1	135.4	135.4	135.4	135.4	135.4	135.5
Finishers of textiles, n.e.c.	2269		06/83	130.0	129.6	129.6	130.1	130.2	130.1	129.4	129.3	130.4	130.3	130.8	130.3	129.8
Primary products		2269-P	06/83	132.8	132.1	132.2	132.9	132.9	132.7	132.1	132.4	133.5	133.6	133.6	133.6	132.4
Finishers of textiles, n.e.c.		2269-1	12/01	100.1	99.5	99.6	100.1	100.1	100.0	99.5	99.8	100.6	100.7	100.6	100.7	99.8
Secondary products and miscellaneous receipts		2269-SM														
Floor covering mills	227		12/84	119.0	119.2	118.5	118.3	118.7	117.7	119.2	119.5	119.1	119.5	119.3	120.3	118.4
Carpet and rugs	2273		06/90	108.9	109.1	108.5	108.2	108.7	107.7	109.1	109.3	109.0	109.4	109.2	110.1	108.3
Primary products		2273-P	06/90	108.6	108.9	108.2	107.9	108.4	107.4	108.8	109.1	108.8	109.2	108.9	109.9	108.0
Woven carpet and rugs		2273-1	06/85	152.4	152.5	152.8	152.4	151.1	152.1	152.8	153.2	152.7	153.1	153.0	150.6	152.8
Tufted carpet and rugs		2273-2	12/79	149.9	150.3	149.3	148.9	149.6	148.1	150.2	150.6	150.1	150.8	150.4	152.0	149.1
Nylon		2273-215	12/79	157.5	158.4	156.8	154.5	157.3	155.4	157.8	158.2	157.8	159.4	157.7	160.5	155.9
Polypropylene		2273-217	12/98	107.6	106.1	106.9	112.3	106.3	106.5	108.6	108.0	107.2	105.2	108.5	107.3	107.7
Polyester and other carpet and rugs		2273-219	12/98	102.5	102.5	101.9	102.6	102.7	100.8	101.7	103.0	102.8	102.6	103.3	103.2	103.3
Finishing only		2273-288	12/86	116.4	116.8	116.8	116.8	116.3	116.3	116.3	116.3	116.3	116.3	116.3	116.3	116.3
Other carpet and rugs		2273-3	06/85	124.5	124.9	124.9	124.9	124.9	124.9	124.9	124.9	124.9	123.4	123.7	123.7	123.9
Secondary products and miscellaneous receipts		2273-SM														
Miscellaneous receipts		2273-M	06/90	113.1	113.1	113.1	113.1	113.1	113.1	113.1	113.1	113.1	113.1	113.1	(²)	(²)
Yarn and thread mills	228		12/84	99.8	99.7	99.4	99.3	99.3	99.8	100.6	100.7	99.7	99.6	99.7	99.6	99.8
Spun yarn	2281		12/82	90.8	90.4	90.1	90.1	90.4	91.4	92.2	92.1	90.6	90.4	90.8	90.7	91.0
Primary products		2281-P	12/82	90.5	90.0	89.7	89.7	90.0	91.0	91.8	91.8	90.2	90.1	90.4	90.3	90.6
Carded cotton yarns		2281-1	12/82	74.2	74.4	73.9	73.9	74.5	75.9	76.7	76.2	73.1	72.9	73.1	73.0	73.2
Combed cotton yarns		2281-2	12/82	88.6	88.8	88.6	88.6	88.4	89.0	89.3	89.3	89.3	89.3	87.8	87.8	87.5
Rayon and/or acetate spun yarns		2281-3	12/82	100.6	98.8	98.1	98.1	98.1	102.3	102.3	102.3	102.2	102.2	102.2	102.2	102.2
Spun noncellulosic fiber and silk yarns		2281-7	12/96	92.2	91.6	91.2	91.2	91.2	91.6	92.3	92.6	92.6	92.6	93.4	92.9	92.9
Spun polyester yarn, spun gray		2281-723	12/96	86.4	85.5	85.0	84.8	84.9	85.9	87.2	86.9	86.7	86.7	88.0	87.8	87.7
Other spun noncellulosic fiber & silk yarn, spun & finished in the same estab		2281-781	12/96	94.9	94.7	94.3	94.5	94.4	94.4	94.5	95.3	95.5	95.4	95.8	95.0	95.2
Spun wool yarns		2281-8	12/96	105.5	97.2	101.1	102.0	102.0	105.2	105.2	106.7	106.7	105.5	105.5	110.7	118.6
Secondary products and miscellaneous receipts		2281-SM														
Secondary products		2281-S	12/82	100.6	100.5	100.5	100.5	100.5	100.5	100.5	100.5	100.5	100.5	100.8	100.6	100.7

See footnotes at end of table.

Table 3. Producer price indexes for the net output of selected industries and their products, 2002¹—Continued

Industry and product	Industry code	Product code	Index base	Annual Average	January	February	March	April	May	June	July	August	September	October	November	December
Spun yarn—Continued																
Texturing, throwing, and winding mill products:																
cotton, manmade fibers, silk, and wool	2282		12/82	118.4	119.0	119.0	118.5	117.7	117.2	118.3	118.8	118.8	118.6	118.2	118.2	118.1
Primary products		2282-P	12/82	118.9	119.6	119.6	119.1	118.3	117.8	118.9	119.4	119.4	119.1	118.7	118.7	118.7
Rewound, piled, and novelty yarns not spun or thrown at the same establishment		2282-2	12/82	119.0	119.0	119.0	119.0	119.0	119.0	119.0	119.0	119.0	119.0	119.0	119.0	119.0
Thrown filament yarns, except textured		2282-3	12/82	125.2	128.0	128.0	128.0	124.2	124.2	124.2	124.2	124.2	124.2	124.2	124.2	124.7
Textured, crimped, or bulked filament yarns, including stretch yarns		2282-5	12/82	120.1	120.3	120.2	119.4	119.4	118.6	120.3	121.2	121.2	120.8	120.1	120.1	119.9
Commission texturing, throwing, plying, etc. of yarns		2282-9	12/82	116.1	116.1	116.1	116.1	116.1	116.1	116.2	116.2	116.2	116.2	116.2	116.2	116.0
Secondary products and miscellaneous receipts		2282-SM														
Secondary products		2282-S	12/88	98.7	98.4	98.4	98.4	98.4	98.6	98.9	98.9	98.9	98.9	98.9	98.9	98.9
Thread mills	2284		06/84	149.3	149.4	149.4	149.4	149.4	149.4	149.4	149.4	149.4	149.4	149.4	149.4	148.7
Primary products		2284-P	06/84	148.2	148.2	148.2	148.2	148.2	148.2	148.2	148.2	148.2	148.2	148.2	148.2	147.5
Thread for any use, gray or finished		2284-A	12/00	99.1	99.1	99.1	99.1	99.1	99.1	99.1	99.1	99.1	99.1	99.1	99.1	98.7
Secondary products and miscellaneous receipts		2284-SM														
Miscellaneous receipts		2284-M	06/96	102.1	102.1	102.1	102.1	102.1	102.1	102.1	102.1	102.1	102.1	102.1	102.1	102.1
Miscellaneous textile goods	229		12/84	123.9	124.8	124.5	124.3	124.2	124.4	124.0	124.3	123.9	123.7	123.0	122.9	123.1
Coated fabrics, not rubberized	2295		06/85	141.4	141.8	141.6	141.6	141.5	141.7	141.5	141.4	141.3	141.3	141.1	141.1	141.1
Primary products		2295-P	06/85	139.7	140.1	139.9	139.9	139.8	140.0	139.8	139.6	139.6	139.6	139.4	139.4	139.4
Vinyl coated fabrics, including expanded vinyl coated		2295-2	06/85	133.4	134.4	134.1	134.1	133.7	133.7	133.2	133.2	133.1	133.1	132.8	132.8	132.8
Lightweight fabrics, 10 oz or less per sq yd finished weight		2295-211	06/85	123.4	123.2	123.2	123.2	123.2	123.2	123.2	123.2	123.2	123.7	123.7	123.7	123.7
Mediumweight fabrics, over 10 oz up to and incl 16 oz finished weight		2295-225	06/85	133.8	134.0	134.0	134.0	134.0	134.0	134.0	134.0	133.5	133.5	133.5	133.5	133.5
Heavyweight fabrics, more than 16 oz per sq yd finished weight		2295-233	06/85	134.3	136.7	136.1	136.1	135.1	135.1	133.8	133.8	133.3	133.4	132.6	132.6	132.6
Other coated or laminated fabrics and coated yarns		2295-3	06/85	146.9	147.0	146.9	146.9	146.9	147.2	147.2	146.9	146.9	146.9	146.7	146.7	146.7
Pyroxylin and polyurethane coated fabrics		2295-316	06/85	151.6	152.0	152.0	152.0	152.0	152.0	152.0	151.9	151.9	151.9	150.7	150.7	150.7
All other coated or laminated fabrics and yarns, excluding rubber		2295-322	06/85	146.0	146.1	145.9	145.9	145.9	146.3	146.3	146.0	146.0	146.0	146.0	146.0	146.0
Secondary products and miscellaneous receipts		2295-SM														
Secondary products		2295-S	06/85	132.9	132.9	132.9	132.9	132.9	132.9	132.9	132.9	132.9	132.9	132.9	132.9	132.9
Tire cord and fabric	2296		06/84	106.6	106.7	106.7	106.6	106.7	106.7	106.7	106.3	106.3	106.3	106.6	106.5	106.5
Primary products		2296-P	06/84	106.6	106.7	106.7	106.5	106.8	106.8	106.7	106.3	106.3	106.4	106.8	106.8	106.8
Tire cord and fabric		2296-1	06/84	106.6	106.7	106.7	106.5	106.8	106.8	106.7	106.3	106.3	106.4	106.8	106.8	106.8
Nylon tire cord and fabric		2296-122	06/84	108.5	107.8	107.8	107.8	108.7	108.7	108.7	108.7	108.7	108.7	108.7	108.7	108.6
Polyester tire cord and fabric		2296-133	06/84	104.1	104.8	104.8	104.3	104.0	104.0	103.8	103.8	103.7	103.9	103.9	104.0	103.9
Nonwoven fabrics and related products	2297		12/85	121.1	121.4	121.6	121.6	121.4	121.4	121.4	121.8	121.8	121.7	119.7	119.7	119.7
Primary products		2297-P	12/85	121.0	121.4	121.6	121.6	121.4	121.4	121.4	121.8	121.8	121.7	119.4	119.4	119.4
Nonwoven fabrics		2297-1	12/85	121.4	122.2	122.1	122.1	121.8	121.8	122.4	122.4	122.2	119.2	119.2	119.2	119.2
Nonwoven fabrics, laminated and wet laid		2297-12	12/85	147.1	147.1	147.1	147.1	147.1	147.1	147.1	147.1	147.1	147.1	147.1	147.1	147.1
Over 2.5 ounces per square yard		2297-125	06/91	95.0	95.0	95.0	95.0	95.0	95.0	95.0	95.0	95.0	95.0	95.0	95.0	(¹)
Nonwoven fabrics, spunbonded, dry laid, and other		2297-13	12/85	110.3	111.2	111.1	111.1	110.7	110.7	111.4	111.4	111.2	107.9	107.9	107.9	107.9
Under 0.8 ounces per square yard		2297-131	12/85	104.1	104.2	104.2	104.1	103.8	103.8	104.1	104.1	104.1	104.1	104.1	104.1	104.1
0.8 ounces to 1.5 ounces per square yard		2297-133	12/85	109.3	110.5	110.5	110.5	110.5	110.5	110.5	111.9	111.9	111.9	104.4	104.4	104.4
Over 1.5 ounces per square yard		2297-135	12/85	121.8	123.0	122.6	122.6	121.8	121.8	121.8	121.8	121.8	121.1	121.1	121.1	121.1
Fabricated nonwoven products, including blankets, ribbons, wipers, and others		2297-2	01/86	122.1	121.0	122.2	122.2	122.2	122.2	122.2	122.2	122.2	122.2	122.2	122.2	122.2
Cordage and twine	2298		06/85	146.5	159.0	149.2	145.5	147.5	149.9	146.3	148.6	144.5	141.5	141.3	141.2	142.9

See footnotes at end of table.

Table 3. Producer price indexes for the net output of selected industries and their products, 2002¹—Continued

Industry and product	Industry code	Product code	Index base	Annual Average	January	February	March	April	May	June	July	August	September	October	November	December
Cordage and twine—Continued																
Primary products		2298-P	06/85	147.9	163.4	151.3	146.7	149.2	152.2	147.7	150.5	145.4	141.7	141.5	141.4	143.5
Soft fiber cordage and twine, except cotton		2298-2	06/85	124.1	137.6	126.4	123.3	125.2	128.0	124.0	126.5	122.0	118.6	118.4	118.3	120.2
Manmade fiber cordage and twine		2298-2A	06/85	125.8	139.6	128.2	125.0	127.0	129.7	125.7	128.3	123.7	120.3	120.1	119.9	121.9
Fish line, fish net, and fish netting (made in this establishment)		2298-207	06/85	180.2	182.3	182.3	182.3	182.3	179.1	179.1	179.1	179.1	179.1	179.1	179.1	179.1
Rope		2298-208	06/85	111.8	140.0	115.7	108.8	113.0	119.9	111.2	116.7	108.7	101.2	101.0	100.7	105.0
All other manmade fiber cordage and twine, incl. agriculture and industrial		2298-213	12/92	96.1	96.8	96.8	96.8	96.8	96.8	96.8	96.8	95.3	95.3	95.1	95.1	95.1
Cotton cordage and twine		2298-3	06/85	98.5	104.6	104.6	95.9	98.9	98.9	97.9	97.9	96.6	96.6	96.6	96.6	96.6
Braided cord		2298-311	12/92	77.9	86.5	86.5	72.0	77.0	77.0	75.4	75.4	77.0	77.0	77.0	77.0	77.0
Secondary products and miscellaneous receipts		2298-SM														
Secondary products		2298-S	06/85	134.1	133.9	133.9	133.9	133.9	133.9	133.9	134.4	134.4	134.4	134.4	134.4	134.4
All other miscellaneous textile product mills	2299		06/85	118.0	117.5	118.7	118.9	118.3	118.2	117.9	118.1	117.8	117.6	117.8	117.4	117.9
Primary products		2299-P	06/85	116.9	116.4	117.7	117.9	117.2	117.1	116.8	117.0	116.6	116.4	116.2	116.7	116.7
Pressed, punched, or needled felts, except hats		2299-1	12/85	120.5	120.6	120.6	120.6	120.7	120.7	120.7	120.5	120.3	120.3	120.3	120.3	120.3
Recovered fibers, processed mill waste and related products		2299-4	12/85	149.6	150.4	154.7	154.4	150.8	150.8	150.1	150.6	149.0	148.5	145.3	144.8	145.4
Paddings and upholstery filling, batting, and wadding, exc. foam rubber/plastics		2299-7	12/85	116.9	116.9	116.9	116.9	116.9	116.9	116.9	116.9	116.9	116.9	116.9	116.9	116.9
Jute goods and scouring and combing mill products		2299-9	12/01	108.0	103.2	106.4	108.4	108.1	107.8	106.3	107.5	106.9	106.0	112.3	109.6	112.9
Secondary products and miscellaneous receipts		2299-SM														
Miscellaneous receipts		2299-M	12/96	101.2	100.0	100.8	100.8	100.8	100.8	100.8	101.2	101.2	101.2	102.4	102.4	102.4
Secondary Products		2299-S	06/85	(²)	(²)	(²)	(²)	(²)	(²)	(²)	(²)	(²)	173.9	173.9	173.9	173.9
Apparel and other finished products made from fabrics and similar materials	23		12/84	125.1	125.2	125.1	125.2	125.0	125.1	125.2	125.3	125.3	125.1	125.1	125.1	124.8
Men's and boys' suits and coats	231		12/80	164.1	161.8	161.5	163.3	160.0	164.1	166.4	163.9	164.0	164.1	166.8	166.8	166.7
Men's and boys' suits and coats	2311		12/80	164.1	161.8	161.5	163.3	160.0	164.1	166.4	163.9	164.0	164.1	166.8	166.8	166.7
Primary products		2311-P	12/80	161.6	158.9	158.5	160.7	156.8	161.6	164.4	161.4	161.5	161.5	164.8	164.7	164.6
Men's and boys' suits, including uniform		2311-5	06/02	(²)	(²)	(²)	(²)	(²)	(²)	100.0	97.2	97.3	97.3	100.5	100.5	100.3
Men's and boys' overcoats, topcoats, and tailored car and suburban coats		2311-6	06/02	(²)	(²)	(²)	(²)	(²)	(²)	100.0	(²)	(²)	100.0	100.0	100.0	100.0
Men's and boys' tailored dress and sport coats and tailored vests		2311-7	06/02	(²)	(²)	(²)	(²)	(²)	(²)	100.0	98.9	98.9	98.9	99.8	99.7	99.8
Receipts for contract and commission work on men's and boys' suits and coats		2311-9	12/80	184.2	166.4	166.4	166.4	166.4	166.4	196.8	196.8	196.6	197.0	197.0	197.0	197.0
Secondary products and miscellaneous receipts		2311-SM														
Secondary products		2311-S	12/80	188.0	187.7	187.7	187.7	187.7	187.7	187.7	187.9	188.5	188.5	188.5	188.5	188.7
Men's, youths' & boys' furnishings, work clothing & allied garments	232		12/84	122.5	124.0	124.1	123.3	122.7	122.8	122.8	122.7	122.5	122.1	121.6	121.6	120.4
Men's and boys' shirts, except work shirts	2321		06/83	114.5	116.3	115.9	113.8	114.7	114.7	114.6	114.4	114.9	114.6	114.2	114.2	111.8
Primary products		2321-P	06/83	113.4	115.9	115.4	112.5	113.7	113.7	113.6	113.2	113.9	113.6	113.1	113.1	109.7
Men's and boys' knit shirts (made from purchased knit fabrics)		2321-2	06/83	97.0	100.0	99.4	95.7	97.2	97.2	97.0	97.6	97.5	97.2	96.5	96.5	92.3
Men's and boys' woven dress and sport shirts, including uniform shirts		2321-4	06/83	132.5	134.3	134.3	134.3	134.5	134.5	134.5	130.6	130.6	130.7	130.7	130.7	130.7
Contract and commission work on men's and boys' shirts		2321-9	06/83	141.5	135.9	135.9	136.3	136.3	136.3	136.3	136.3	148.8	148.8	148.8	148.8	148.8
Secondary products and miscellaneous receipts		2321-SM														
Secondary products		2321-S	06/83	125.6	125.6	125.6	125.6	125.6	125.6	125.6	125.6	125.6	125.6	125.4	125.4	125.4

See footnotes at end of table.

Table 3. Producer price indexes for the net output of selected industries and their products, 2002¹—Continued

Industry and product	Industry code	Product code	Index base	Annual Average	January	February	March	April	May	June	July	August	September	October	November	December	
Men's and boys' underwear and nightwear	2322		06/82	117.7	117.9	117.9	117.9	117.9	117.9	117.9	117.9	117.4	117.4	117.4	117.4	117.4	
Primary products		2322-P	06/82	113.5	113.8	113.8	113.8	113.8	113.8	113.8	113.8	113.1	113.1	113.1	113.1	113.1	
Men's and boys' knit underwear		2322-A	06/82	112.6	112.8	112.8	112.8	112.8	112.8	112.8	112.8	112.8	112.2	112.2	112.2	112.2	
Men's and boys' neckwear	2323		12/83	138.5	137.8	137.8	137.8	137.8	137.8	138.2	139.1	139.1	139.1	139.1	139.1	139.1	
Primary products		2323-P	12/83	143.3	142.4	142.4	142.4	142.4	142.4	142.4	142.9	144.0	144.0	144.0	144.0	144.0	
Men's and boys' neckwear		2323-1	12/83	143.3	142.4	142.4	142.4	142.4	142.4	142.4	142.9	144.0	144.0	144.0	144.0	144.0	
Men's and boys' neckties		2323-12	12/83	143.4	142.6	142.6	142.6	142.6	142.6	143.1	144.2	144.2	144.2	144.2	144.2	144.2	
All silk		2323-121	12/83	153.0	152.2	152.2	152.2	152.2	152.2	152.5	153.8	153.8	153.8	153.8	153.8	153.8	
All polyester	2323-127	12/83	128.7	128.7	128.7	128.7	128.7	128.7	128.7	128.7	128.7	128.7	128.7	128.7	128.7	128.7	
Men's and boys' separate trousers and slacks	2325		12/81	132.2	134.4	135.2	135.2	132.6	132.6	132.6	132.6	131.7	130.8	129.9	129.9	128.6	
Primary products		2325-P	12/81	133.9	136.6	137.5	137.5	134.2	134.2	134.2	134.2	133.2	132.1	131.1	131.1	131.1	
Men's and boys' separate dress and sport trousers, pants, and slacks		2325-1	12/81	130.7	134.6	137.1	137.1	128.7	128.7	128.7	129.0	129.0	129.0	129.0	129.0	129.0	
Men's separate trousers and slacks		2325-11	12/81	135.5	139.3	142.0	142.0	133.4	133.4	133.4	133.7	133.7	133.7	133.7	133.7	133.7	
Men's and boys' jeans (including dungarees and jean-cut casual slacks)		2325-2	12/81	135.0	137.0	137.0	137.0	137.0	137.0	137.0	137.0	137.0	135.0	132.9	130.9	130.9	
Men's jeans, dungarees, and jean cut casual slacks		2325-2A	12/81	139.2	141.3	141.3	141.3	141.3	141.3	141.3	141.3	139.2	137.0	135.0	135.0	135.0	
Men's jeans and dungarees		2325-21	12/92	108.3	110.3	110.3	110.3	110.3	110.3	110.3	110.3	108.3	106.3	104.4	104.4	104.4	
Men's jean cut casual slacks		2325-22	12/92	114.3	114.3	114.3	114.3	114.3	114.3	114.3	114.3	114.3	114.3	114.3	114.3	114.3	
Contract work on men's and boys' separate trousers and slacks		2325-9	12/81	138.5	138.6	138.6	138.5	138.5	138.5	138.5	138.5	138.5	138.5	138.5	138.5	138.6	138.6
Contract work on men's and boys' trousers and slacks		2325-911	12/81	160.9	161.1	161.1	160.8	160.8	160.8	160.8	160.8	160.8	160.8	160.8	161.1	161.1	
Secondary products and miscellaneous receipts		2325-SM															
Secondary products		2325-S	12/81	132.5	133.2	133.2	133.2	133.2	133.2	133.2	133.2	133.2	133.2	133.2	133.1	133.1	125.6
Men's and boys' work clothing		2326		12/81	133.6	134.4	134.4	132.8	133.4	133.9	133.9	134.0	133.2	133.2	133.2	133.2	133.2
Primary products			2326-P	12/81	135.4	136.4	136.4	134.7	135.2	135.8	135.8	135.9	134.9	133.2	133.2	133.2	133.2
Men's and boys' work shirts	2326-1		12/81	125.1	125.1	125.1	125.1	125.1	125.1	125.1	125.1	125.1	125.1	125.1	125.1	125.1	
Men's and boys' work clothing and washable service apparel (excluding work shirt)	2326-2		12/81	136.6	138.0	138.0	135.5	136.3	137.1	137.1	137.1	137.3	135.9	135.9	135.9	135.9	
Men's and boys' work pants	2326-211		12/81	137.9	136.5	136.5	136.5	137.8	138.4	138.4	138.4	138.4	138.4	138.4	138.4	138.4	
Men's and boys' coveralls, overalls, and jumpsuits	2326-231		12/92	111.5	118.0	118.0	110.7	111.1	112.1	112.1	112.7	108.7	108.7	108.7	108.7	108.7	
Men's washable service apparel	2326-251		12/81	(¹)	137.3	137.3	137.3	137.3	137.3	(¹)	(¹)	(¹)	(¹)	(¹)	(¹)	(¹)	
Men's and boys' other work clothing, including jackets	2326-281		12/81	(¹)	124.0	124.0	124.0	124.0	126.0	(¹)	(¹)	(¹)	(¹)	(¹)	(¹)	(¹)	
Contract work on men's and boys' work clothing	2326-9																
Secondary products and miscellaneous receipts	2326-SM																
Secondary products	2326-S		12/81	125.7	125.2	125.2	125.2	125.9	125.9	125.9	125.9	125.9	125.9	125.9	125.9	125.9	
Men's and boys' clothing, n.e.c.	2329			12/83	130.9	130.8	130.7	130.6	130.7	131.1	131.1	131.1	131.1	131.2	131.0	131.0	131.0
Primary products			2329-P	12/83	131.5	131.1	131.1	131.0	131.1	131.1	131.8	131.8	131.8	131.8	131.8	131.7	131.7
Men's and boys' nontailored heavy jackets and coats, including uniform, excluding ski jackets		2329-1	12/83	128.5	127.0	127.0	127.0	127.0	127.0	129.2	129.2	129.2	129.2	129.2	129.2	129.2	
Men's and boys' swimwear, sweaters, and outerwear, n.e.c.		2329-2	12/83	134.0	134.3	134.1	134.0	134.2	134.0	134.0	134.0	134.0	134.1	133.9	133.9	133.9	
Swimwear and athletic shorts		2329-22	12/83	128.8	128.8	128.8	128.8	128.8	128.8	128.8	128.8	128.8	128.8	(¹)	(¹)	(¹)	
Outerwear, n.e.c. (ski and snow pants, leggings, light outerwear jackets, etc.)		2329-28	12/83	137.3	137.7	137.5	137.1	137.6	137.2	137.2	137.2	137.2	137.3	137.4	137.0	137.0	
Secondary products and miscellaneous receipts		2329-SM															
Secondary products		2329-S	12/83	137.6	138.7	138.3	138.2	137.9	137.5	137.5	137.4	137.6	137.7	137.7	136.8	136.9	
Women's, misses', and juniors' outerwear	233		12/84	117.2	117.3	117.2	117.0	116.9	117.0	116.8	116.9	117.0	117.8	117.7	117.7	117.7	
Women's, misses', & juniors' blouses & shirts	2331		06/83	136.0	136.7	135.5	136.0	136.0	136.0	136.0	136.0	136.0	136.0	136.0	136.0	136.0	

See footnotes at end of table.

Table 3. Producer price indexes for the net output of selected industries and their products, 2002¹—Continued

Industry and product	Industry code	Product code	Index base	Annual Average	January	February	March	April	May	June	July	August	September	October	November	December
Women's, misses', & juniors' blouses & shirts																
—Continued																
Primary products		2331-P	06/83	138.4	138.6	137.7	138.4	138.4	138.4	138.4	138.4	138.4	138.4	138.4	138.4	138.4
Knit shirts and blouses made from purchased fabric		2331-3	06/93	108.0	109.0	107.3	107.9	107.9	107.9	107.9	107.8	108.1	108.1	108.1	108.1	108.1
T-shirts and tank tops		2331-321	06/93	128.8	124.2	118.6	120.7	120.7	120.7	120.7	120.7	120.7	120.7	(²)	120.7	120.7
All other		2331-351	06/93	96.8	96.9	96.9	96.9	96.9	96.9	96.9	96.7	96.7	96.7	96.7	96.7	96.7
Woven shirts and blouses		2331-4	06/83	168.7	167.8	167.8	169.0	169.0	169.0	169.0	169.0	168.8	168.8	168.8	168.8	168.8
Contract work on women's, misses', and juniors' blouses & shirts		2331-9	06/83	(²)	(²)	(²)	(²)	(²)	(²)	(²)	(²)	(²)	113.0	113.0	113.0	113.0
Secondary products and miscellaneous receipts		2331-SM														
Secondary products		2331-S	06/83	119.2	121.2	119.1	119.1	119.1	119.1	119.1	119.1	119.1	119.1	119.1	119.1	119.1
Women's, misses', and juniors' dresses	2335		12/80	122.1	122.2	122.2	122.1	121.9	121.9	122.0	121.9	122.4	122.3	122.3	122.3	122.3
Primary products		2335-P	12/80	120.7	120.8	120.8	120.7	120.5	120.5	120.5	120.4	120.9	120.9	120.9	120.9	120.9
Dresses made from purchased fabric		2335-3	06/86	109.3	109.4	109.5	109.4	109.1	109.1	109.1	109.0	109.6	109.5	109.5	109.5	109.5
Contract work on women's and misses' dresses		2335-9	12/80	(²)	120.7	120.7	120.7	(²)	(²)	(²)	(²)	(²)	(²)	(²)	(²)	(²)
Secondary products and miscellaneous receipts		2335-SM														
Secondary products		2335-S	12/80	147.4	147.4	147.4	147.1	146.7	146.7	147.7	147.7	147.7	147.7	147.7	147.7	147.7
Women's, misses', and juniors' suits and coats	2337		12/82	111.0	110.5	110.5	110.3	110.3	111.7	111.7	111.0	111.0	111.1	111.1	111.1	111.1
Primary products		2337-P	12/82	108.7	108.0	108.0	107.8	107.8	109.9	109.8	108.7	108.7	109.0	109.0	109.0	108.9
Coats and capes		2337-1	06/93	(²)	82.7	82.7	82.7	(²)	82.7	82.7	82.7	83.8	(²)	(²)	(²)	(²)
Suits and pantsuits		2337-2	06/93	63.6	63.5	63.5	63.6	63.6	63.6	63.6	63.6	63.6	63.6	63.6	63.6	(²)
Jackets, vests and skirts		2337-4	12/82	114.0	113.0	113.0	112.6	112.6	116.2	116.1	114.2	114.2	114.2	114.2	114.2	114.1
Skirts, including uniform		2337-411	12/82	112.5	109.1	109.1	109.1	109.1	116.8	113.3	113.3	113.3	113.3	113.3	113.3	113.1
Jackets and vests		2337-421	12/98	100.9	101.9	101.9	101.3	101.3	100.9	100.8	100.5	100.5	100.5	100.5	100.5	100.5
Contract work on women's, misses' and juniors' suits and coats		2337-9	12/82	114.2	114.2	114.2	114.2	114.2	114.2	114.2	114.2	114.2	114.2	114.2	114.2	114.2
Secondary products and miscellaneous receipts		2337-SM														
Secondary products		2337-S	12/82	122.5	122.4	122.4	122.4	122.4	122.4	122.6	122.5	122.5	122.5	122.5	122.5	122.5
Women's, misses', and juniors' outerwear, n.e.c.	2339		06/83	111.5	111.6	111.7	111.1	111.1	110.8	110.2	110.9	110.9	112.5	112.5	112.5	112.4
Primary products		2339-P	06/83	113.9	114.0	114.1	113.3	113.3	112.8	112.0	113.0	113.0	115.3	115.2	115.2	115.0
Bathing suits		2339-4	12/83	131.4	134.7	134.7	123.8	123.8	117.4	107.5	119.7	119.7	148.9	148.9	148.9	148.9
Slacks		2339-5	06/83	92.3	92.2	92.2	92.3	92.3	92.3	92.3	92.3	92.3	92.3	92.3	92.3	92.2
Other outerwear, n.e.c.		2339-7	06/83	128.0	127.1	127.8	127.9	127.9	127.9	127.9	127.9	127.9	127.9	128.3	128.3	128.3
Play garments, including shorts, pedal pushers, Bermudas, and Jamaicas		2339-761	06/93	91.5	91.5	91.5	91.5	91.5	91.5	91.5	91.5	91.5	91.5	91.5	91.5	91.5
All other women's, misses', and juniors' outerwear, n.e.c.		2339-781	06/93	149.1	147.5	148.9	149.1	149.1	149.1	149.1	149.1	149.1	149.1	149.9	149.9	149.9
Contract and commission work on women's, misses', and juniors' outerwear, n.e.c.		2339-9	06/83	134.1	134.3	134.3	134.3	134.3	134.3	134.3	134.3	134.3	134.3	133.8	133.8	133.1
Secondary products and miscellaneous receipts		2339-SM														
Secondary products		2339-S	06/83	104.7	104.5	104.6	104.6	104.7	104.7	104.7	104.7	104.7	104.7	104.7	104.7	104.8
Women's, misses', children's, and infants' undergarments	234		12/84	122.8	122.8	122.8	122.8	122.8	122.8	122.8	122.8	122.8	122.9	122.9	122.6	122.6
Women's and children's underwear and nightwear	2341		06/82	122.1	122.1	122.1	122.1	122.1	122.1	122.1	122.1	122.1	122.1	122.1	122.1	122.1
Primary products		2341-P	06/82	123.9	123.9	123.9	123.9	123.9	123.9	123.9	123.9	123.9	123.9	123.9	123.9	123.9
Women's and children's underwear and nightwear, excluding contract work		2341-A	12/87	112.4	112.4	112.4	112.4	112.4	112.4	112.4	112.4	112.4	112.4	112.4	112.4	112.4
Underwear		2341-2	06/82	143.0	143.0	143.0	143.0	143.0	143.0	143.0	143.0	143.0	143.0	143.0	143.0	143.0
Women's underwear		2341-21	06/82	141.5	141.5	141.5	141.5	141.5	141.5	141.5	141.5	141.5	141.5	141.5	141.5	141.5
Panties		2341-213	06/82	147.2	147.2	147.2	147.2	147.2	147.2	147.2	147.2	147.2	147.2	147.2	147.2	147.2
Girls', children's and infants' underwear		2341-22	06/82	(²)	147.6	147.6	147.6	147.6	147.6	(²)	(²)	(²)	(²)	(²)	(²)	(²)

See footnotes at end of table.

Table 3. Producer price indexes for the net output of selected industries and their products, 2002¹—Continued

Industry and product	Industry code	Product code	Index base	Annual Average	January	February	March	April	May	June	July	August	September	October	November	December
Women's and children's underwear and nightwear																
—Continued																
Other girls', children's and infants' underwear		2341-225	06/82	(²)	165.5	(²)	(²)	(²)	(²)	(²)	(²)	(²)	(²)	(²)	(²)	(²)
Nightwear		2341-3	06/82	108.7	108.7	108.7	108.7	108.7	108.7	108.7	108.7	108.7	108.7	108.7	108.7	108.7
Women's nightwear		2341-31	06/82	109.1	109.1	109.1	109.1	109.1	109.1	109.1	109.1	109.1	109.1	109.1	109.1	109.1
Nightgowns		2341-315	06/82	103.6	103.6	103.6	103.6	103.6	103.6	103.6	103.6	103.6	103.6	103.6	103.6	103.6
Chiefly synthetic fibers		2341-3153	06/82	105.8	105.8	105.8	105.8	105.8	105.8	105.8	105.8	105.8	105.8	105.8	105.8	105.8
Other women's nightwear		2341-317	06/82	126.1	126.1	126.1	126.1	126.1	126.1	126.1	126.1	126.1	126.1	126.1	126.1	126.1
Girls', children's and infants' nightwear		2341-32	06/82	(²)	113.1	113.1	113.1	113.1	113.1	(²)	(²)	(²)	(²)	(²)	(²)	(²)
Pajamas		2341-326	06/82	(²)	113.2	113.2	113.2	113.2	113.2	(²)	(²)	(²)	(²)	(²)	(²)	(²)
Contract work on women's and children's underwear and nightwear		2341-9	06/82	128.8	128.8	128.8	128.8	128.8	128.8	128.8	128.8	128.8	128.8	128.8	128.8	128.8
Secondary products and miscellaneous receipts		2341-SM														
Secondary products		2341-S	06/82	98.0	98.0	98.0	98.0	98.0	98.0	98.0	98.0	98.0	98.0	98.0	98.0	98.0
Brassieres and allied garments	2342		06/82	149.2	149.2	149.2	149.2	149.2	149.2	149.2	149.2	149.2	149.6	149.5	148.9	148.9
Primary products		2342-P	06/82	151.1	151.1	151.0	151.0	151.0	151.0	151.0	151.0	151.0	151.4	151.3	150.9	150.9
Brassieres and allied garments, excluding contract work		2342-A	12/87	124.6	124.6	124.6	124.6	124.6	124.6	124.6	124.6	124.6	124.9	124.8	124.5	124.5
Brassieres		2342-1	06/82	144.0	144.0	144.0	144.0	144.0	144.0	144.0	144.0	144.0	144.0	144.0	143.5	143.5
Bandeau		2342-14	06/82	143.9	143.9	143.9	143.9	143.9	143.9	143.9	143.9	143.9	143.9	143.9	143.9	143.9
Regular strap		2342-141	06/82	132.4	132.4	132.4	132.4	132.4	132.4	132.4	132.4	132.4	132.4	132.4	132.4	132.4
Contour lined or padded strap		2342-142	06/82	(²)	(²)	(²)	(²)	(²)	(²)	(²)	(²)	(²)	(²)	172.5	172.5	172.5
Other bras, including long line		2342-15	06/82	145.5	148.3	148.3	148.3	148.3	148.3	148.3	148.3	148.3	148.3	148.3	131.5	131.5
Girdles, corsets, combinations and accessories		2342-2	06/82	177.6	177.5	176.9	176.9	176.9	176.9	176.9	176.9	176.9	179.2	(²)	(²)	(²)
Corsets, combinations, and accessories		2342-241	06/82	165.7	163.7	163.7	163.7	163.7	163.7	163.7	163.7	163.7	170.5	(²)	(²)	(²)
Secondary products and miscellaneous receipts		2342-SM														
Secondary products		2342-S	06/82	136.2	136.2	136.2	136.2	136.2	136.2	137.0	137.0	137.0	137.0	137.0	134.3	134.3
Hats, caps, and millinery	235		06/85	146.4	146.2	146.3	146.4	146.4	146.4	146.4	146.4	146.4	146.4	146.4	146.4	146.4
Hats, caps, and millinery	2353		12/90	126.7	126.5	126.6	126.7	126.7	126.7	126.7	126.7	126.7	126.7	126.7	126.7	126.7
Primary products		2353-P	12/90	128.5	128.3	128.4	128.5	128.5	128.5	128.5	128.5	128.5	128.5	128.5	128.5	128.5
Hat and hat bodies, except cloth and millinery		2353-2	12/90	129.0	128.7	128.8	128.9	129.1	129.1	129.1	129.1	129.1	129.1	129.1	129.1	129.1
Finished straw hats except harvest hats		2353-215	06/85	123.0	121.8	122.0	122.3	123.3	123.3	123.3	123.3	123.3	123.3	123.3	123.3	123.3
Cloth hats and caps		2353-3	12/90	131.7	131.7	131.7	131.7	131.7	131.7	131.7	131.7	131.7	131.7	131.7	131.7	131.7
Woven cloth hats, except uniform		2353-312	06/85	198.6	198.6	198.6	198.6	198.6	198.6	198.6	198.6	198.6	198.6	198.6	198.6	198.6
Woven cloth caps, except uniform		2353-315	06/85	145.5	145.5	145.5	145.5	145.5	145.5	145.5	145.5	145.5	145.5	145.5	145.5	145.5
All other hats and caps, including those made from purchased knit fabric and harvest hats		2353-498	12/90	131.3	129.6	131.2	131.5	131.5	131.5	131.5	131.5	131.5	131.5	131.5	131.5	131.5
Secondary products and miscellaneous receipts		2353-SM														
Secondary products		2353-S	12/90	131.7	131.1	131.1	131.9	131.9	131.9	131.9	131.9	131.9	131.9	131.9	131.9	131.9
Girls', children's, and infants' outerwear	236		12/84	122.8	120.6	120.6	120.6	120.8	120.8	123.8	124.5	124.3	124.3	124.3	124.3	124.3
Girls', children's, and infants' dresses, blouses, and shirts	2361		12/84	123.7	123.0	123.0	123.1	123.3	123.3	124.2	124.1	124.1	124.1	124.1	124.0	124.0
Primary products		2361-P	12/84	120.6	120.1	120.1	120.2	120.1	120.2	121.1	121.0	121.0	121.0	121.0	120.8	120.8
Girls', children's, and infant's knit blouses and shirts		2361-3	12/97	97.2	96.2	96.2	96.2	96.2	96.2	98.0	98.0	98.0	98.0	97.7	97.7	
Girl's, children's, and infant's dresses		2361-5	12/84	128.7	128.5	128.5	128.7	128.6	128.7	128.7	128.7	128.7	128.7	128.7	128.7	128.7
Secondary products and miscellaneous receipts		2361-SM														
Secondary products		2361-S	12/84	145.7	143.9	143.9	143.9	145.5	145.5	146.5	146.5	146.5	146.5	146.5	146.5	146.5
Girls', children's, & infants' outerwear, n.e.c.	2369		12/84	121.3	118.1	118.1	118.1	118.3	118.3	122.7	124.0	123.7	123.7	123.7	123.7	123.7
Primary products		2369-P	12/84	122.2	118.5	118.5	118.5	118.8	118.8	124.3	125.3	124.9	124.9	124.9	124.9	124.9
Outerwear, n.e.c., except contract work		2369-3	12/84	122.1	117.8	117.8	117.8	118.3	118.3	124.3	125.4	125.0	125.0	125.0	125.0	125.0

See footnotes at end of table.

Table 3. Producer price indexes for the net output of selected industries and their products, 2002¹—Continued

Industry and product	Industry code	Product code	Index base	Annual Average	January	February	March	April	May	June	July	August	September	October	November	December
Girls', children's, & infants' outerwear, n.e.c.																
—Continued																
Play Garments		2369-343	12/97	112.7	108.3	108.3	108.3	107.2	107.3	116.6	116.6	115.8	115.8	115.8	115.8	115.8
Secondary products and miscellaneous receipts		2369-SM														
Secondary products		2369-S	12/84	117.0	115.7	115.7	115.7	115.6	114.8	114.8	118.5	118.5	118.5	118.5	118.5	118.5
Girls', children's, and infants' dresses, blouses, & shirts		2361-S	12/84	(²)	(²)	(²)	(²)	120.1	118.4	118.4	116.9	116.9	(²)	(²)	(²)	(²)
Other secondary products		2369-SSS	12/84	115.4	111.2	111.2	111.2	111.2	111.2	111.2	119.6	119.6	119.6	119.6	119.6	119.6
Fur goods	237		12/83	150.9	150.8	150.8	150.9	150.9	150.9	150.9	150.9	150.9	150.9	150.9	150.9	150.9
Fur goods	2371		12/83	150.9	150.8	150.8	150.9	150.9	150.9	150.9	150.9	150.9	150.9	150.9	150.9	150.9
Primary products		2371-P	12/83	154.6	154.5	154.5	154.7	154.7	154.6	154.6	154.6	154.6	154.6	154.6	154.6	154.6
Fur coats, capes, jackets, neck pieces, fur linings, and all other fur garments		2371-1	12/83	154.6	154.5	154.5	154.7	154.7	154.6	154.6	154.6	154.6	154.6	154.6	154.6	154.6
Secondary products and miscellaneous receipts		2371-SM														
Miscellaneous apparel and accessories	238		06/85	133.0	133.2	133.0	133.0	133.1	133.1	133.1	132.9	132.8	133.0	133.0	132.9	133.1
Fabric dress and work gloves	2381		06/85	133.5	132.8	132.8	132.8	133.2	133.2	133.2	133.2	133.2	134.2	134.2	134.0	134.8
Primary products		2381-P	06/85	129.6	128.5	128.5	128.5	129.1	129.1	129.1	129.1	129.1	130.7	130.7	130.3	131.6
Work gloves and mittens		2381-2	06/85	129.7	128.5	128.5	128.5	129.2	129.2	129.2	129.2	129.2	130.9	130.9	130.5	131.9
All fabric		2381-211	06/85	130.8	130.0	130.0	130.0	130.0	130.0	130.0	130.0	130.0	132.1	132.1	131.6	133.4
Single canton flannel		2381-21122	06/85	132.6	131.7	131.7	131.7	131.7	131.7	131.7	131.7	131.7	132.6	132.6	132.6	139.3
Double canton flannel		2381-21124	06/85	129.0	126.3	126.3	126.3	126.3	126.3	126.3	126.3	126.3	134.4	134.4	134.4	134.4
Fleeced cotton jersey		2381-21132	06/85	120.3	120.4	120.4	120.4	120.4	120.4	120.4	120.4	120.4	120.4	120.4	120.4	118.7
Coated and partially coated fabric		2381-21138	06/85	129.4	129.9	129.9	129.9	129.9	129.9	129.9	129.9	129.9	129.9	129.9	129.9	126.7
Other fabric		2381-21147	06/85	134.9	132.4	132.4	132.4	132.4	132.4	132.4	132.4	132.4	140.0	140.0	140.0	140.0
Secondary products and miscellaneous receipts		2381-SM														
Miscellaneous receipts		2381-M	06/85	133.5	133.5	133.5	133.5	133.5	133.5	133.5	133.5	133.5	133.5	133.5	133.5	133.5
Resales		2381-Z89	06/85	133.5	133.5	133.5	133.5	133.5	133.5	133.5	133.5	133.5	133.5	133.5	133.5	133.5
Secondary products		2381-S	06/85	163.7	163.7	163.7	163.7	163.7	163.7	163.7	163.7	163.7	163.7	163.7	163.7	163.7
Robes and dressing gowns, except children's	2384		06/85	129.2	129.1	129.1	129.1	129.1	129.1	129.1	129.1	129.1	129.1	129.7	129.7	129.7
Primary products		2384-P	06/85	125.8	125.6	125.6	125.6	125.6	125.6	125.6	125.6	125.6	125.6	126.3	126.3	126.3
Women's, misses', and juniors' robes and dressing gowns		2384-2	06/85	125.2	125.0	125.0	125.0	125.0	125.0	125.0	125.0	125.0	125.0	125.7	125.7	125.7
Secondary products and miscellaneous receipts		2384-SM														
Secondary products		2384-S	06/85	144.4	144.5	144.5	144.5	144.5	144.5	144.5	144.5	144.5	144.5	144.1	144.1	144.1
Waterproof outer garments	2385		06/85	132.0	128.3	132.1	132.0	132.0	132.0	132.1	132.1	132.1	133.3	133.5	132.6	132.6
Primary products		2385-P	06/85	137.0	132.2	137.1	136.9	136.9	136.9	137.1	137.0	137.0	138.6	138.8	137.8	137.8
Raincoats and other waterproof outer garments		2385-1	06/85	(²)	(²)	(²)	(²)	(²)	(²)	(²)	137.3	137.3	139.0	139.2	138.1	138.1
Secondary products and miscellaneous receipts		2385-SM														
Miscellaneous receipts		2385-M	06/91	(²)	(²)	(²)	(²)	(²)	(²)	(²)	85.4	85.4	85.4	85.4	85.4	85.4
Resales		2385-Z89	06/91	(²)	(²)	(²)	(²)	(²)	(²)	(²)	85.4	85.4	85.4	85.4	85.4	85.4
Secondary products		2385-S	06/85	(²)	(²)	(²)	(²)	(²)	(²)	(²)	121.8	121.7	121.7	121.7	121.7	121.7
Leather and sheep lined clothing	2386		12/85	128.3	128.6	128.6	128.9	128.9	129.0	129.0	129.0	129.0	128.5	126.6	126.6	126.8
Primary products		2386-P	12/85	126.5	126.8	126.8	127.2	127.2	127.2	127.2	127.2	127.2	126.8	124.8	124.8	125.0
Leather and sheep lined clothing		2386-1	12/85	129.0	129.2	129.2	129.7	129.7	129.7	129.7	129.7	129.7	129.2	127.2	127.2	127.4
Men's and boys leather coats and jackets		2386-115	12/85	140.5	140.1	140.1	141.1	141.1	141.1	141.1	141.1	141.1	141.1	139.3	139.3	139.3
All other leather clothing and sheep lined clothing, including children's		2386-199	12/85	114.1	114.8	114.8	114.8	114.8	114.9	114.9	114.9	114.9	114.2	112.0	112.0	112.4
Secondary products and miscellaneous receipts		2386-SM														
Miscellaneous receipts		2386-M	12/99	101.8	102.5	102.5	101.0	101.7	101.7	101.7	101.7	101.7	101.7	101.7	101.7	101.7

See footnotes at end of table.

Table 3. Producer price indexes for the net output of selected industries and their products, 2002¹—Continued

Industry and product	Industry code	Product code	Index base	Annual Average	January	February	March	April	May	June	July	August	September	October	November	December
Leather and sheep lined clothing—Continued																
Secondary products		2386-S	11/89	118.7	118.7	118.9	118.9	118.9	118.9	118.9	118.6	118.6	118.6	118.6	118.6	118.6
Apparel belts	2387		06/85	134.6	134.6	134.6	134.6	134.6	134.6	134.6	134.6	134.6	134.6	134.6	134.6	134.6
Primary products		2387-P	06/85	132.4	132.4	132.4	132.4	132.4	132.4	132.4	132.4	132.4	132.4	132.4	132.4	132.4
Leather belts		2387-1	06/85	145.2	145.2	145.2	145.2	145.2	145.2	145.2	145.2	145.2	145.2	145.2	145.2	145.2
Men's and boys' leather belts		2387-15	06/85	155.0	155.0	155.0	155.0	155.0	155.0	155.0	155.0	155.0	155.0	155.0	155.0	155.0
Men's and boys' made for sale separately		2387-155	06/92	115.9	115.9	115.9	115.9	115.9	115.9	115.9	115.9	115.9	115.9	115.9	115.9	115.9
Secondary products and miscellaneous receipts		2387-SM														
Apparel and accessories, n.e.c.	2389		12/85	134.7	136.5	135.1	135.1	135.1	135.1	135.1	134.5	134.1	134.1	134.1	134.1	134.1
Primary products		2389-P	12/85	127.5	129.2	127.5	127.5	127.5	127.5	127.5	127.7	127.2	127.2	127.2	127.2	127.2
Apparel and accessories, n.e.c.		2389-1	12/85	127.5	129.2	127.5	127.5	127.5	127.5	127.5	127.7	127.2	127.2	127.2	127.2	127.2
Academic caps and gowns and costumes, including theatrical		2389-191	12/85	126.6	130.2	126.0	126.0	126.0	126.0	126.0	126.5	126.5	126.5	126.5	126.5	126.5
Ecclesiastical vestments, special garments for fraternal orders, except tailored clothing		2389-198	12/85	117.1	117.5	117.5	117.5	117.5	117.5	117.5	117.5	116.7	116.7	116.7	116.7	116.7
Secondary products and miscellaneous receipts		2389-SM														
Secondary products		2389-S	12/85	(²)	(²)	(²)	(²)	(²)	(²)	(²)	(²)	152.6	152.6	152.6	152.6	152.5
Miscellaneous fabricated textile products	239		12/84	131.2	130.5	130.4	131.4	131.5	131.5	131.5	131.7	131.5	130.6	131.0	131.1	131.1
Curtains and draperies	2391		06/84	152.9	151.1	153.1	153.4	153.4	153.0	153.0	153.0	153.0	153.0	153.0	153.0	152.5
Primary products		2391-P	06/84	144.9	142.9	145.2	145.5	145.5	145.1	145.1	145.1	145.1	145.1	145.1	145.1	144.5
Curtains and draperies, woven		2391-11	06/98	105.8	103.9	105.8	106.1	106.1	106.1	106.1	106.1	106.1	106.1	106.1	106.1	105.6
Curtains, except lace		2391-111	06/84	135.2	129.4	135.4	135.9	135.9	135.9	135.9	135.9	135.9	135.9	135.9	135.9	134.3
Wholly or chiefly cotton fabrics		2391-11112	06/84	174.8	173.7	173.7	175.0	175.0	175.0	175.0	175.0	175.0	175.0	175.0	175.0	175.0
All other materials		2391-11114	06/89	110.3	103.9	111.0	111.1	111.1	111.1	111.1	111.1	111.1	111.1	111.1	111.1	109.3
Draperies		2391-121	06/84	154.4	154.1	154.1	154.4	154.4	154.4	154.4	154.4	154.4	154.4	154.4	154.4	154.4
Wholly or chiefly cotton fabrics		2391-12111	06/84	145.1	143.7	143.7	145.3	145.3	145.3	145.3	145.3	145.3	145.3	145.3	145.3	145.4
Rayon and/or acetate fabrics		2391-12112	06/84	128.1	128.1	128.1	128.1	128.1	128.1	128.1	128.1	128.1	128.1	128.1	128.1	128.1
All other materials		2391-12113	12/84	152.7	152.7	152.7	152.7	152.7	152.7	152.7	152.7	152.7	152.7	152.7	152.7	152.7
Curtains and draperies, knit		2391-13	06/98	101.2	103.1	103.1	103.1	103.1	100.3	100.3	100.3	100.3	100.3	100.3	100.3	100.3
Secondary products and miscellaneous receipts		2391-SM														
Secondary products		2391-S	06/84	160.5	160.5	160.5	160.5	160.5	160.5	160.5	160.5	160.5	160.5	160.5	160.5	160.5
House furnishings, n.e.c.	2392		06/83	116.5	116.4	116.4	116.4	116.4	116.4	116.4	116.6	116.6	116.4	116.4	116.5	116.5
Primary products		2392-P	06/83	113.2	113.1	113.1	113.1	113.1	113.1	113.1	113.3	113.3	113.2	113.2	113.3	113.3
Bedspreads and bedsets		2392-A	06/83	115.5	115.5	115.5	115.5	115.5	115.5	115.5	115.5	115.5	115.5	115.5	115.5	115.5
Sheets and pillowcases		2392-2	06/83	106.0	106.0	106.0	106.0	106.0	106.0	106.0	106.0	106.0	106.0	106.0	106.0	106.0
Towels and washcloths		2392-3	06/83	105.9	105.7	105.7	105.7	105.7	105.7	105.7	106.1	106.1	106.1	106.1	106.1	106.1
Other house furnishings		2392-4	06/83	117.2	117.2	117.2	117.2	117.2	117.2	117.2	117.4	117.4	117.1	117.1	117.3	117.3
Quilted products, including comforters, quilts, mattress protectors and other qu		2392-423	06/83	77.3	76.9	76.9	76.9	76.9	76.9	76.9	77.4	77.4	77.4	77.4	77.9	77.9
Other household furnishings (including shower bath curtains, table linen, slipco		2392-424	12/97	100.4	100.4	100.4	100.4	100.4	100.4	100.4	100.4	100.4	100.4	100.4	100.3	100.3
Bed pillows, fancy pillows and cushions		2392-451	03/96	128.3	128.6	128.6	128.6	128.6	128.6	128.6	128.6	128.6	127.6	127.6	127.6	127.6
Mops and dusters (including dry mops and dusters, wet mops and sponge mops)		2392-477	06/83	154.4	154.4	154.4	154.4	154.4	154.4	154.4	154.4	154.4	154.4	154.4	154.4	154.4
Secondary products and miscellaneous receipts		2392-SM														
Miscellaneous receipts		2392-M	06/83	133.1	133.1	133.1	133.1	133.1	133.1	133.1	133.1	133.1	133.1	133.1	133.1	133.1
Resales		2392-Z89	06/83	132.4	132.4	132.4	132.4	132.4	132.4	132.4	132.4	132.4	132.4	132.4	132.4	132.4
Secondary products		2392-S	06/83	145.4	145.5	145.6	145.6	145.4	145.4	145.4	145.4	145.4	145.4	145.4	145.4	145.4
Textile bags	2393		12/85	139.0	140.1	140.1	140.1	140.1	139.7	139.7	139.7	138.7	137.5	137.5	137.5	137.5
Primary products		2393-P	12/85	133.3	134.6	134.6	134.6	134.6	134.1	134.1	134.1	133.0	131.6	131.6	131.6	131.6

See footnotes at end of table.

Table 3. Producer price indexes for the net output of selected industries and their products, 2002¹—Continued

Industry and product	Industry code	Product code	Index base	Annual Average	January	February	March	April	May	June	July	August	September	October	November	December
Textile bags—Continued																
Vegetable fiber bags		2393-1	12/85	128.2	128.2	128.2	128.2	128.2	128.2	128.2	128.2	128.2	128.2	128.2	128.2	128.2
Wholly or chiefly cotton fabrics, including cotton canvas and open-mesh cotton		2393-121	12/85	171.2	171.2	171.2	171.2	171.2	171.2	171.2	171.2	171.2	171.2	171.2	171.2	171.2
All other textile bags		2393-2	12/85	139.6	141.3	141.3	141.3	141.3	140.7	140.7	140.7	139.2	137.3	137.3	137.3	137.3
Wholly or chiefly manmade fiber fabrics		2393-241	12/85	141.6	143.6	143.6	143.6	143.6	142.9	142.9	142.9	141.1	138.8	138.8	138.8	(²)
Other fabrics		2393-279	12/89	129.9	129.9	129.9	129.9	129.9	129.9	129.9	129.9	129.9	129.9	129.9	(²)	(²)
Secondary products and miscellaneous receipts		2393-SM														
Canvas and related products	2394		12/85	207.7	210.6	205.7	205.7	207.1	207.7	207.7	214.1	221.6	203.1	203.1	203.1	203.3
Primary products		2394-P	12/85	212.4	215.7	210.2	210.2	211.7	212.4	212.4	219.5	228.0	207.2	207.3	207.3	207.5
Awnings		2394-2	12/85	204.5	207.5	201.7	201.7	204.0	206.0	206.0	206.0	206.0	203.4	203.4	203.4	204.3
Tents		2394-3	12/85	233.7	243.3	230.9	230.9	233.2	233.2	233.2	233.2	233.2	233.2	233.3	233.3	233.3
Other tents		2394-366	12/85	255.2	267.7	252.0	252.0	254.6	254.6	254.6	254.6	254.6	254.6	254.6	254.6	254.6
Commercial and other tents		2394-36637	12/85	256.9	269.4	253.6	253.6	256.2	256.2	256.2	256.2	256.2	256.2	256.3	256.3	256.3
Other products		2394-8														
Sails		2394-877	12/85	153.5	153.7	153.7	153.7	153.7	153.7	153.7	153.7	153.7	153.0	153.0	153.0	153.0
Pleating and Stitching	2395		12/85	143.4	142.4	142.4	142.6	142.6	142.5	142.5	142.5	144.7	144.7	144.7	144.7	144.7
Primary products		2395-P	12/85	140.3	139.7	139.7	139.8	139.8	139.6	139.6	139.6	141.2	141.2	141.2	141.2	141.2
Embroideries (except Schiffl machine products)		2395-1	12/85	145.1	144.8	144.8	144.8	144.8	144.8	144.8	144.8	145.6	145.6	145.6	145.6	145.6
Embroideries, including embroidered art needlework		2395-112	12/85	154.0	153.6	153.6	153.6	153.6	153.6	153.6	153.6	154.5	154.5	154.5	154.5	154.5
Receipts for commission work on materials owned by others		2395-9	12/85	136.5	134.5	134.5	134.9	134.9	134.0	134.0	134.0	139.5	139.5	139.5	139.5	139.5
Embroidering (exc. Schiffl) on materials owned by others		2395-911	12/85	(²)	175.8	175.8	(²)	(²)	(²)	(²)	(²)	(²)	(²)	(²)	(²)	(²)
Contract tucking, pleating, hemstitching, and buttonholing for the trade		2395-931	12/85	126.8	123.2	123.2	124.0	124.0	122.2	122.2	122.2	132.0	132.0	132.0	132.0	132.0
Secondary products and miscellaneous receipts		2395-SM														
Secondary products		2395-S	12/85	169.4	164.6	164.6	165.9	165.9	165.9	165.9	165.9	174.8	174.8	174.8	174.8	174.8
Automotive trimmings, apparel findings, and related products	2396		12/83	124.4	122.2	122.2	125.6	125.3	125.1	125.1	125.1	123.5	123.6	124.9	124.9	124.9
Primary products		2396-P	12/83	125.2	122.6	122.6	126.3	126.3	126.1	126.1	126.1	124.3	124.4	125.9	125.9	125.9
Men's and boys' suit and coat findings, and hat and cap trimmings		2396-1	12/83	124.9	124.6	124.6	124.6	124.6	124.6	124.6	124.6	124.6	125.6	125.6	125.6	125.6
Automotive trimmings		2396-2	12/83	120.7	122.0	122.0	122.0	122.0	122.0	122.0	122.0	118.9	118.9	118.9	118.9	118.9
Printing and stamping on apparel, apparel accessories, and art goods		2396-4	06/90	118.6	110.4	110.4	119.1	119.1	119.1	119.1	119.1	119.1	119.1	122.8	122.8	(²)
Secondary products and miscellaneous receipts		2396-SM														
Secondary products		2396-S	12/83	86.9	88.6	88.6	88.6	86.3	86.3	86.3	86.3	86.3	86.3	(²)	(²)	(²)
Schiffl machine embroideries	2397		06/85	144.1	144.1	144.1	144.1	144.1	144.1	144.1	144.1	144.1	144.1	144.1	144.1	144.1
Primary products		2397-P	06/85	143.8	143.8	143.8	143.8	143.8	143.8	143.8	143.8	143.8	143.8	143.8	143.8	143.8
Schiffl machine embroideries		2397-1	06/85	143.8	143.8	143.8	143.8	143.8	143.8	143.8	143.8	143.8	143.8	143.8	143.8	143.8
Fabricated textile products, n.e.c.	2399		12/85	114.9	115.6	115.2	114.5	115.3	115.2	115.3	115.0	114.7	114.7	114.2	114.6	114.6
Primary products		2399-P	12/85	114.3	115.0	114.6	113.8	114.7	114.6	114.7	114.4	114.0	114.1	113.4	114.0	114.0
Automobile seat covers		2399-115	12/85	151.7	154.1	154.1	154.1	154.1	154.1	154.1	147.9	147.9	147.9	147.9	151.7	151.7
Seat or safety belts, including shoulder harnesses, except leather		2399-125	12/85	92.0	92.0	92.0	92.0	92.0	92.0	92.0	92.0	92.0	92.0	92.0	92.0	92.0
Flags, banners, and similar emblems		2399-141	12/85	152.7	152.5	153.4	151.1	153.2	153.2	153.2	156.8	156.8	156.8	148.4	148.4	148.4
All other fabricated textile products, n.e.c.		2399-198	12/85	113.3	114.3	113.3	111.6	113.4	113.2	113.4	114.0	113.3	113.3	113.3	113.3	113.3
Secondary products and miscellaneous receipts		2399-SM														
Miscellaneous receipts		2399-M	12/85	116.9	116.9	116.9	116.9	116.9	116.9	116.9	116.9	116.9	116.9	116.9	116.9	116.9
Secondary products		2399-S	12/85	117.8	117.0	117.8	117.8	117.8	117.8	117.9	117.9	117.9	117.9	117.9	117.9	117.9

See footnotes at end of table.

Table 3. Producer price indexes for the net output of selected industries and their products, 2002¹—Continued

Industry and product	Industry code	Product code	Index base	Annual Average	January	February	March	April	May	June	July	August	September	October	November	December
Sawmills and planing mills—Continued																
Dimension, no. 1		2421-32211	12/80	124.9	124.4	130.1	140.5	147.1	140.0	128.8	125.9	122.2	111.9	107.3	107.0	114.0
Dimension no. 2		2421-32212	12/80	144.0	147.9	149.3	164.1	167.9	153.2	139.3	147.8	138.4	130.3	125.4	130.3	134.7
Other 2 inch Southern Pine lumber		2421-32219	12/80	123.7	125.0	126.5	136.5	143.0	135.3	121.9	127.1	118.5	112.1	110.0	111.7	117.1
Lumber and timbers over 2 inch nominal thickness, Eastern species		2421-323	12/80	(²)	151.4	160.1	(²)	(²)	(²)	(²)	(²)	137.9	(²)	129.9	126.3	147.9
Softwood lumber, rough and dressed, Western species		2421-4	12/80	154.2	150.2	155.7	161.3	157.7	156.1	154.2	155.4	156.4	155.7	152.4	148.7	146.5
Rough softwood lumber, Western species		2421-41	12/80	159.8	155.1	153.9	156.6	155.6	155.2	156.4	161.1	166.9	168.1	166.5	163.5	159.2
Boards - lumber less than 2 inches in nominal thickness		2421-411	12/80	189.6	180.0	181.0	182.4	181.8	185.0	187.2	188.6	199.1	199.5	198.2	197.6	194.8
Light framing lumber 2 inch nominal thickness only ..		2421-412	12/80	123.0	125.7	123.3	124.1	121.5	119.8	118.9	121.9	124.5	127.0	126.0	123.6	120.2
Lumber and timbers over 2 inches in nominal thickness		2421-413	12/80	(²)	141.9	141.6	(²)	(²)	(²)	(²)	(²)	(²)	(²)	(²)	(²)	(²)
Dressed softwood lumber, Western species		2421-42	12/80	152.7	148.9	156.9	163.5	159.0	156.9	153.9	153.9	153.2	151.8	147.9	143.8	142.4
Boards-lumber less than 2 inch nominal thickness ...		2421-421	12/80	165.6	159.4	164.8	166.6	166.9	166.3	167.2	168.5	168.8	170.6	167.6	162.5	157.6
Douglas Fir		2421-4211	12/80	137.3	136.5	136.7	137.0	137.0	137.5	137.5	137.9	135.8	137.9	137.9	137.9	137.9
Ponderosa Pine		2421-4212	12/80	196.7	191.8	204.3	208.2	211.5	203.9	197.6	196.4	197.7	199.5	190.4	180.2	178.6
No. 3 boards		2421-42121	12/80	114.0	103.8	111.8	112.2	115.9	115.8	118.5	120.2	120.2	121.7	117.0	109.5	101.2
Other boards		2421-42129	12/80	236.0	236.2	249.8	256.1	259.5	245.7	232.4	231.1	234.9	237.1	224.7	212.1	212.7
Redwood and Western Red Cedar		2421-4216	12/86	227.4	218.7	219.7	219.8	220.8	220.8	227.5	229.4	231.8	235.5	235.7	235.1	233.7
Other boards, Western dressed softwood		2421-4219	12/80	187.2	171.2	183.6	187.7	186.9	187.5	192.1	196.3	199.7	200.7	194.4	181.3	164.9
Lumber of 2 inches nominal thickness only		2421-422	12/80	141.0	138.3	149.1	157.8	150.7	148.1	142.6	141.3	139.6	136.7	132.1	128.0	128.2
Douglas Fir		2421-4221	12/80	132.7	126.1	134.0	144.0	139.7	136.7	131.9	130.9	133.4	135.5	130.7	125.4	124.4
Utility 2x4 green		2421-42213	12/80	60.2	54.0	60.6	66.8	66.4	63.8	61.2	60.1	60.2	60.4	58.1	54.2	56.2
Standard and better		2421-42214	12/80	152.1	146.1	153.8	166.5	160.6	157.6	151.3	149.2	152.4	154.1	148.3	143.4	141.5
Other 2 inch Douglas Fir lumber		2421-42219	12/80	165.0	158.3	165.8	168.4	162.7	161.2	159.7	163.7	165.8	176.2	171.7	163.8	159.6
White Fir		2421-4224	12/80	147.6	138.9	149.8	173.7	165.2	164.0	150.6	150.0	145.8	140.1	134.3	129.0	129.3
Standard and better		2421-42241	12/80	150.5	140.4	150.1	177.4	168.9	166.5	154.5	152.3	148.5	144.4	136.5	134.1	132.2
Other 2 inch White Fir lumber		2421-42249	12/80	142.0	135.9	148.8	166.8	158.1	143.2	145.6	140.8	132.0	130.1	119.5	123.8	
Western Hemlock		2421-4225	12/80	137.6	131.5	147.1	163.7	153.8	154.9	143.0	144.4	136.2	126.3	121.4	114.5	114.6
Dimension, std. and btr		2421-42251	12/80	124.1	117.0	133.8	148.4	137.0	139.7	130.2	131.0	123.9	115.9	108.6	102.7	101.3
Other 2 inch Western Hemlock lumber		2421-42259	12/80	157.3	152.9	166.5	178.5	177.2	163.7	161.2	163.7	153.9	141.0	140.1	131.8	134.3
Redwood 2 inch lumber		2421-4226	12/80	200.3	189.0	191.2	194.3	196.4	199.0	200.9	202.3	206.2	205.8	207.3	209.1	202.4
Other Western softwood 2 inch lumber		2421-4229	12/80	171.7	166.0	174.1	193.0	187.4	186.4	173.6	175.7	169.0	167.1	161.3	153.4	153.2
Lumber and timbers, over 2 inch nominal thickness .		2421-423	12/80	194.3	190.3	186.4	193.1	192.2	189.6	192.1	197.2	200.8	200.4	197.9	191.6	194.5
Douglas Fir		2421-4231	12/80	146.7	142.6	140.8	145.8	145.2	143.2	145.1	149.0	151.7	151.4	149.5	149.3	146.9
Wood chips		2421-5	12/80	79.9	80.8	80.1	79.5	79.5	79.8	79.7	79.7	79.9	80.0	79.9	79.9	79.9
Short tons		2421-577	12/80	96.3	96.6	96.2	96.2	96.2	96.2	96.2	96.2	96.2	96.2	96.2	96.2	96.2
Standard units		2421-578	12/80	60.5	62.4	61.0	59.4	59.4	60.2	59.9	60.1	60.6	60.9	60.5	60.5	60.5
Softwood cut stock		2421-7	12/80	158.9	158.4	158.5	158.7	159.0	159.1	159.3	159.4	159.4	159.2	159.0	158.7	158.6
Furniture cut stock		2421-711	04/91	149.7	149.1	149.2	149.4	149.7	149.9	150.0	150.1	150.1	150.0	149.8	149.5	149.3
Softwood flooring, siding and other sawmill and planing mill products		2421-8	12/80	158.0	156.6	157.3	157.5	157.7	158.0	157.8	158.0	158.4	157.2	159.0	159.3	159.6
Railway crossties and mine ties		2421-817	12/80	162.6	156.8	159.7	160.6	161.2	162.4	161.8	162.3	162.5	160.1	167.4	167.4	168.5
Other sawmill/planing mill products		2421-819	06/95	105.6	105.6	105.6	105.6	105.6	105.6	105.6	105.6	106.2	105.3	105.3	105.8	105.8
Contract/custom work		2421-9	12/80	151.5	147.3	147.3	147.3	147.3	147.3	154.6	154.6	154.6	154.6	154.6	154.6	154.6
Contract drying, planing, resawing or other manufacturing of lumber owned by others		2421-951	12/86	136.1	131.2	131.2	131.2	131.2	131.2	139.7	139.7	139.7	139.7	139.7	139.7	139.7
Secondary products and miscellaneous receipts		2421-SM														
Secondary products		2421-S	12/80	107.5	106.3	106.3	106.6	107.2	107.4	107.8	107.6	109.5	107.7	107.6	107.9	108.4
Logging camps/contractors		2411-S	12/80	78.6	76.1	76.1	76.8	78.1	78.6	79.6	80.2	83.3	79.5	78.6	78.1	78.1
Other secondary products		2421-SSS	12/80	135.8	135.7	135.7	135.7	135.7	135.7	135.4	134.5	135.3	135.4	136.0	137.0	138.1
Hardwood dimension and flooring	2426		06/84	158.0	158.3	157.5	157.6	157.6	157.4	156.7	157.2	158.0	158.2	158.8	159.3	159.5
Primary products		2426-P	06/84	158.6	158.9	158.4	158.4	158.3	158.1	157.0	157.5	158.4	158.7	159.3	160.0	160.3

See footnotes at end of table.

Table 3. Producer price indexes for the net output of selected industries and their products, 2002¹—Continued

Industry and product	Industry code	Product code	Index base	Annual Average	January	February	March	April	May	June	July	August	September	October	November	December
Hardwood dimension and flooring—Continued																
Hardwood flooring		2426-1	06/84	141.4	142.3	141.3	141.4	141.0	140.6	138.6	139.3	140.9	141.4	142.7	143.8	143.6
Oak		2426-11	06/91	139.0	141.2	139.9	139.9	139.5	138.9	136.2	137.0	138.0	138.5	139.9	139.9	139.7
Oak flooring (3/4 in. 1/2 in. 3/8, T, G, EM, 5/16 in.)		2426-111	06/84	133.5	136.0	134.8	134.8	133.9	133.2	130.0	131.0	131.9	133.2	134.6	134.2	134.1
Maple flooring, including strip, block and parquetry		2426-131	06/84	115.0	113.1	114.6	115.4	113.7	113.7	116.1	116.2	115.8	116.1	115.2	115.7	115.1
Hardwood dimension stock for furniture and industrial uses		2426-2	06/84	162.7	162.5	162.5	162.5	162.5	162.5	162.3	162.7	162.7	162.7	162.7	163.1	164.0
Furniture dimension stock		2426-22	06/91	126.6	126.4	126.4	126.4	126.4	126.4	126.2	126.6	126.6	126.6	126.7	127.0	128.0
Rough		2426-223	06/84	141.3	141.7	141.7	141.7	141.7	141.7	141.1	141.1	141.1	141.1	141.1	141.1	141.1
Semifabricated		2426-227	06/84	143.8	142.7	142.7	142.7	142.7	142.7	142.7	144.5	144.4	144.5	145.2	145.2	145.2
Completely fabricated ready for assembly, incl furniture parts, ex frames for household furn		2426-229	06/84	173.7	173.4	173.4	173.4	173.5	173.5	173.4	173.4	173.4	173.2	173.1	174.0	176.5
Industrial dimension stock		2426-28														
Wood frames for household furniture		2426-6	06/84	165.0	164.6	164.6	164.6	164.6	164.7	164.7	164.7	165.6	165.6	165.6	165.6	165.6
For seating		2426-611	06/96	104.8	104.6	104.6	104.6	104.6	104.6	104.6	104.6	105.1	105.1	105.1	105.1	105.1
Other use		2426-613	06/96	137.0	136.5	136.5	136.5	136.5	136.9	136.9	136.9	137.5	137.5	137.5	137.5	137.5
Secondary products and miscellaneous receipts		2426-SM														
Miscellaneous receipts		2426-M	06/92	(²)	153.0	147.5	148.3	150.3	(²)	(²)	(²)	(²)	(²)	(²)	(²)	(²)
Resales		2426-Z89	06/96	(²)	136.0	131.1	131.9	133.6	(²)	(²)	(²)	(²)	(²)	(²)	(²)	(²)
Secondary products		2426-S	06/84	140.9	140.9	140.9	140.9	140.9	140.9	140.9	140.9	140.9	140.9	140.9	140.9	140.9
Special product sawmills, n.e.c.	2429		12/85	223.0	222.0	222.0	222.9	222.9	222.9	222.9	223.2	223.4	223.4	223.4	223.4	223.4
Primary products		2429-P	12/85	222.1	221.0	221.0	222.0	222.0	222.0	222.0	222.6	222.6	222.6	222.6	222.6	222.6
Shingles, shakes, cooperage stock and excelsior		2429-1	12/85	222.1	221.0	221.0	222.0	222.0	222.0	222.0	222.6	222.6	222.6	222.6	222.6	222.6
Red cedar shingles and shakes		2429-111	12/85	237.0	234.7	234.7	234.7	234.7	234.7	234.7	239.4	239.4	239.4	239.4	239.4	239.4
Slack & tight cooperage stock (staves & headings)		2429-117	06/94	(²)	103.7	103.7	(²)	(²)	(²)	(²)	103.7	103.7	103.7	103.7	103.7	103.7
Millwork, veneer, plywood, and structural wood members	243		12/84	155.1	154.0	154.9	156.4	156.3	155.4	155.4	155.3	155.8	155.3	154.8	154.3	153.9
Millwork	2431		06/83	165.4	165.3	165.6	164.4	164.7	165.0	165.0	165.7	166.3	166.5	166.5	165.6	164.8
Primary products		2431-P	06/83	165.3	165.1	165.4	164.1	164.4	164.8	164.7	165.6	166.2	166.4	166.4	165.5	164.8
Wood window units		2431-1	06/83	168.4	168.6	169.3	166.9	166.9	166.9	167.0	167.6	169.3	169.4	169.4	169.4	169.6
Double hung		2431-133	06/83	170.2	171.1	171.5	168.5	168.5	168.5	168.5	169.1	171.2	171.3	171.3	171.3	171.6
Casement		2431-137	06/83	176.1	175.7	176.7	174.6	174.8	174.7	174.7	175.5	177.2	177.2	177.2	177.2	177.5
All other, including single hung and skylights		2431-145	06/83	103.8	104.2	104.3	102.9	102.9	102.9	103.1	103.5	104.3	104.3	104.3	104.3	104.3
Wood sash, incl. comb. screen and storm sash, and window screens, excl. window units		2431-2	06/83	181.8	179.9	179.4	177.4	177.4	178.7	184.3	184.8	185.3	186.0	186.0	183.0	179.5
Wood window and door frames and door frames shipped in door units		2431-3	06/83	135.3	132.5	132.5	132.5	132.5	137.4	137.4	138.6	138.6	138.6	138.6	132.5	132.5
Wood doors, int. and ext., incl. those with glazed sections and in door units		2431-4	06/83	164.2	163.9	164.3	164.3	164.3	164.9	164.0	164.0	163.7	164.3	164.3	164.3	164.3
Panel type, including french doors		2431-41	06/88	157.0	156.5	156.5	156.5	156.5	156.5	156.5	156.5	156.5	157.8	157.8	157.8	157.8
Flush type doors, hollow core		2431-43	06/88	127.4	128.9	128.9	128.9	128.9	128.9	126.4	126.4	126.4	126.4	126.4	126.4	126.4
Flush type doors, solid core		2431-44	06/88	164.7	163.1	164.2	164.2	164.2	166.1	165.5	165.5	164.7	164.7	164.7	164.7	164.7
Other wood doors, incl. garage, screen, storm, combination, and louvre		2431-5	06/83	166.0	167.1	167.4	164.5	164.5	164.5	164.8	165.3	166.4	166.4	167.1	167.1	167.4
Wood moldings (standard) except prefinished moldings made from purchased moldings		2431-6	06/83	158.6	158.2	158.2	158.2	158.6	158.4	158.5	161.9	161.8	161.5	160.9	156.3	151.2
Other millwork products including stairwork and exterior millwork		2431-8	06/83	186.1	183.9	183.9	183.4	186.0	186.9	186.4	186.4	186.4	186.7	186.5	188.3	188.8
Secondary products and miscellaneous receipts		2431-SM														
Miscellaneous receipts		2431-M	06/83	170.5	171.0	171.0	170.5	170.5	170.5	170.5	170.5	170.5	170.5	170.5	170.5	169.9
Resales		2431-Z89	06/83	174.5	175.0	175.0	174.3	174.3	174.3	174.3	174.3	174.3	174.3	174.3	174.3	174.3
Secondary products		2431-S	06/83	160.4	160.5	160.5	160.5	160.5	160.5	160.5	160.5	160.8	160.9	160.8	160.8	157.6

See footnotes at end of table.

Table 3. Producer price indexes for the net output of selected industries and their products, 2002¹—Continued

Industry and product	Industry code	Product code	Index base	Annual Average	January	February	March	April	May	June	July	August	September	October	November	December	
Wood kitchen cabinets	2434		06/84	164.5	163.3	163.7	164.2	164.4	164.5	164.5	164.4	164.8	164.8	164.8	165.6	165.7	
Primary products		2434-P	06/84	164.6	163.2	163.6	164.1	164.3	164.8	164.8	164.7	165.0	165.0	165.0	165.5	165.7	
Wood kitchen cabinets and cabinetwork, stock line		2434-1	06/84	169.9	168.6	169.2	169.3	169.5	170.4	170.4	170.2	170.2	170.2	170.2	170.2	170.5	
Wood kitchen cabinets and cabinetwork, custom		2434-2	06/84	158.8	156.7	156.9	158.0	158.3	158.5	158.5	158.5	159.4	159.4	159.4	161.0	161.0	
Vanities and other cabinetwork		2434-3	06/84	161.6	161.0	161.5	162.1	162.1	161.5	161.5	161.5	161.5	161.5	161.5	161.5	161.5	
Secondary products and miscellaneous receipts		2434-SM															
Miscellaneous receipts		2434-M	12/89	128.8	133.3	133.3	134.9	134.9	126.2	126.2	126.2	126.2	126.2	126.2	126.2	126.2	
Resales		2434-Z89	12/97	98.4	103.9	103.9	103.9	103.9	95.7	95.7	95.7	95.7	95.7	95.7	95.7	95.7	
Secondary products		2434-S	06/84	172.7	170.8	170.8	170.8	170.8	171.4	171.4	171.4	172.5	172.5	172.5	178.4	178.4	
Millwork		2431-S	06/84	161.1	159.3	159.3	159.3	159.3	159.9	159.9	159.9	160.9	160.9	160.9	166.5	166.5	
Other secondary products	2434-SSS	12/97	107.6	106.7	107.3	108.3	107.7	107.7	107.7	107.7	107.7	107.7	107.7	107.7	107.7		
Hardwood veneer and plywood	2435		06/85	142.3	141.3	141.4	142.3	142.6	143.4	143.5	143.8	143.4	142.9	141.6	140.4	140.9	
Primary products		2435-P	06/85	145.9	144.9	144.9	146.0	146.3	147.2	147.3	147.6	147.2	146.7	145.1	143.7	144.2	
Hardwood plywood		2435-1	06/85	142.6	141.1	141.4	142.3	142.7	142.9	143.2	143.5	143.0	143.3	143.3	142.5	142.5	
Veneer core-type II moisture resistant		2435-102	06/96	102.5	101.7	101.8	102.4	102.6	102.6	102.8	102.8	103.2	102.7	102.7	102.5	102.5	
Other veneer core (type I & III)		2435-104	06/96	98.9	96.3	96.5	97.4	98.2	99.4	99.4	99.4	101.0	101.0	101.0	98.6	98.6	
Board Core		2435-105	06/96	103.8	102.6	102.8	103.6	103.9	103.9	104.3	104.3	104.3	104.3	104.3	103.4	103.4	
Hardwood plywood type products		2435-3	06/85	152.0	151.6	152.0	152.0	152.0	152.0	152.0	152.0	152.0	152.0	152.0	152.0	152.0	
Hardwood veneered panels		2435-331	06/85	152.0	150.0	152.2	152.2	152.2	152.2	152.2	152.2	152.2	152.2	152.2	152.2	152.2	
Other hardwood plywood type products, including cellular panels, curved and mold		2435-398	06/85	155.5	160.5	155.1	155.1	155.1	155.1	155.1	155.1	155.1	155.1	155.1	155.1	155.1	
Hardwood veneer, not reinforced or backed		2435-4	06/85	135.5	135.1	134.7	136.1	136.4	138.1	137.9	138.3	137.9	136.4	132.9	130.7	131.8	
Maple		2435-417	06/91	179.6	187.9	185.4	182.1	182.1	183.3	181.7	180.0	179.2	177.5	173.2	172.4	170.7	
Oak		2435-419	06/85	130.0	126.2	126.2	130.0	130.8	134.0	134.0	135.2	134.9	133.0	127.8	122.2	125.1	
Other hardwoods (domestic and imported)		2435-429	06/85	131.9	131.2	131.2	131.8	131.9	131.9	132.3	132.3	132.3	132.2	131.9	131.9	132.2	
Secondary products and miscellaneous receipts		2435-SM															
Secondary products		2435-S	06/91	119.6	119.1	119.1	119.1	119.1	119.1	119.1	119.8	119.8	119.8	119.8	119.8	119.8	120.8
Softwood plywood		2436		12/80	131.8	127.4	131.1	141.8	140.7	133.3	132.9	130.4	132.4	130.1	128.4	126.7	126.4
Primary products			2436-P	12/80	132.7	128.2	132.7	143.4	141.6	133.2	133.2	130.0	133.6	131.2	130.0	127.9	127.4
Specialty softwood plywood	2436-3		12/80	150.2	145.5	148.2	157.3	156.6	153.6	151.8	150.5	150.5	150.4	147.1	146.8	144.1	
Other plywood specialties, including softwood plywood type products	2436-31		06/95	91.6	89.9	88.8	90.1	91.5	91.5	92.3	93.6	93.6	93.5	92.3	91.8	90.8	
Softwood veneer	2436-4		12/80	128.1	124.1	132.1	139.2	142.9	133.2	126.4	125.7	122.0	122.7	122.8	122.8	122.8	
Softwood plywood sheathing	2436-5		12/80	131.1	125.9	130.7	143.8	139.6	129.7	132.2	127.9	134.2	128.7	129.0	125.9	125.3	
Western, Inland & other Non-southern sheathing	2436-51		12/80	134.6	128.4	135.4	149.8	145.6	135.2	137.2	131.3	137.1	130.3	130.8	128.2	125.7	
Western, Inland & Non-southern interior sheathing	2436-511		12/80	134.2	128.1	134.3	150.5	146.3	133.9	137.4	130.5	136.9	130.0	130.5	127.3	124.9	
Other Western, Inland, & Non-southern interior sheathing, including: structural	2436-51124		06/95	(¹)	90.2	(¹)	(¹)	(¹)	(¹)	(¹)	(¹)	(¹)	(¹)	(¹)	(¹)	(¹)	
Southern sheathing	2436-52		06/95	93.5	90.5	92.3	101.0	97.9	91.0	93.2	91.3	96.2	93.3	93.4	90.6	91.7	
Southern interior sheathing	2436-521		12/80	113.8	110.1	112.3	122.9	119.1	110.7	113.4	111.1	117.0	113.5	113.5	110.2	111.5	
Southern CDX, interior	2436-5211		12/80	130.8	126.1	129.1	142.0	136.7	127.5	130.7	127.6	134.7	130.0	131.3	126.8	127.7	
Other Southern, interior	2436-5212		06/95	95.1	92.7	93.9	101.9	99.8	92.3	94.4	93.2	97.6	95.5	94.2	92.1	93.9	
Sanded softwood plywood	2436-6		12/80	135.4	133.1	134.7	140.4	142.2	137.3	135.1	132.9	134.2	138.9	132.4	131.8	132.0	
Western, Inland & Non-southern sanded	2436-61		06/95	96.0	94.6	94.0	95.5	98.3	97.9	97.7	97.4	96.9	96.6	96.1	94.9	92.4	
Western, Inland & Non-southern sanded, exterior	2436-611		12/80	148.1	146.1	145.0	147.1	151.5	150.8	150.4	149.5	149.3	148.2	148.2	146.5	142.6	
Western, Inland & Non-southern A-C, exterior	2436-6111		06/95	96.6	95.2	94.5	95.9	98.8	98.3	98.3	98.0	97.4	97.3	96.6	95.5	92.9	
Western, Inland & Non-southern sanded, interior	2436-612		06/95	86.4	83.2	85.8	88.7	90.2	89.8	87.8	85.5	87.4	84.5	86.1	84.4	82.9	
Southern sanded	2436-62		06/95	79.3	77.7	80.4	86.2	85.7	80.0	77.2	74.8	76.9	83.1	75.4	75.7	78.5	
Southern sanded, exterior	2436-622		12/80	127.0	126.0	129.6	133.2	132.5	129.2	125.4	121.6	122.5	121.5	121.2	124.8	136.4	
Secondary products and miscellaneous receipts	2436-SM																
Secondary products	2436-S		12/80	112.4	108.4	107.2	120.0	123.2	120.9	117.1	118.7	111.6	109.4	104.0	103.9	104.9	
Sawmill & planing mills	2421-S		06/95	73.8	71.1	70.3	78.7	80.8	79.3	76.8	77.9	73.2	71.8	68.3	68.1	68.8	
Structural wood members, n.e.c.	2439		06/81	158.2	158.5	158.6	158.6	158.7	158.7	159.3	159.3	158.8	158.0	157.1	156.9	156.2	

See footnotes at end of table.

Table 3. Producer price indexes for the net output of selected industries and their products, 2002¹—Continued

Industry and product	Industry code	Product code	Index base	Annual Average	January	February	March	April	May	June	July	August	September	October	November	December
Structural wood members, n.e.c.—Continued																
Primary products		2439-P	06/81	157.8	157.8	158.0	158.0	158.3	158.4	159.0	159.0	158.5	157.6	156.6	156.3	155.6
Glued laminated lumber		2439-131	06/81	126.1	123.6	123.7	124.4	127.6	127.6	127.6	125.9	125.6	126.1	126.9	126.8	126.7
Roof trusses		2439-151	06/81	159.3	160.6	160.9	160.6	160.4	160.1	160.2	160.4	159.0	158.7	157.5	157.2	156.7
Other fabricated structural wood products		2439-198	06/81	199.2	197.5	197.6	197.9	198.3	199.4	201.6	201.7	203.0	200.1	198.6	198.4	196.5
Floor trusses, incl I-beam floor joists		2439-19815	06/81	210.2	208.2	209.1	210.1	211.4	211.4	212.2	212.7	211.6	210.4	208.8	208.5	208.3
Other fabricated structural wood products, except floor trusses		2439-19825	06/81	183.3	182.3	180.7	179.6	178.3	181.5	186.4	185.9	191.8	185.5	184.3	184.3	179.1
Secondary products and miscellaneous receipts		2439-SM														
Miscellaneous receipts		2439-M														
Resales		2439-Z89	12/93	90.7	91.6	91.6	91.6	90.4	90.4	90.4	90.4	90.4	90.4	90.4	90.4	90.4
Wood containers	244		06/85	154.5	153.9	153.8	154.2	154.0	154.2	154.3	154.3	154.3	155.3	155.3	155.3	155.4
Nailed wood boxes and shooks	2441		06/85	138.4	138.0	138.0	138.1	138.1	138.1	138.5	138.5	138.7	138.8	138.6	138.6	138.6
Primary products		2441-P	06/85	131.7	131.4	131.4	131.5	131.5	131.5	131.9	131.9	132.0	132.0	131.9	131.9	131.9
Nailed or lock-corner wooden boxes		2441-1	06/85	125.5	124.9	125.0	125.1	125.1	125.1	125.8	125.8	126.0	126.1	125.9	125.8	125.8
Made from lumber for industrial and other uses		2441-151	06/85	131.6	130.4	130.6	130.7	130.7	130.7	132.1	132.1	132.6	132.6	132.2	132.0	132.0
Made from veneer and plywood for fruits, vegetables, and industrial and other uses		2441-165	06/85	138.6	138.5	138.4	138.6	138.5	138.5	138.5	138.5	138.4	138.7	138.7	138.7	138.7
Secondary products and miscellaneous receipts		2441-SM														
Secondary products		2441-S	06/85	132.9	132.3	132.3	132.3	132.3	132.3	132.3	132.3	133.7	133.7	133.7	133.7	133.7
Wood pallets and skids	2448		06/85	155.5	154.9	154.8	155.2	155.1	155.2	155.2	155.2	155.2	156.4	156.4	156.5	156.5
Primary products		2448-P	06/85	150.6	150.2	150.3	150.3	150.1	150.1	150.1	150.1	150.1	151.4	151.4	151.4	151.5
Pallets, wooden, flat		2448-162	06/85	154.4	154.0	154.1	154.1	153.9	153.9	153.9	153.9	153.9	155.3	155.3	155.3	155.4
Wooden skids		2448-165	06/85	127.9	127.9	127.9	127.9	127.9	127.9	127.9	127.9	127.9	127.9	127.9	127.9	127.9
Secondary products and miscellaneous receipts		2448-SM														
Secondary products		2448-S	06/85	195.5	192.5	192.7	192.7	193.0	193.0	197.2	197.2	197.2	197.2	197.2	198.0	198.0
Wood containers, n.e.c.	2449		12/85	172.9	172.3	172.3	172.5	172.3	172.5	173.3	173.3	173.3	173.3	173.3	173.3	173.3
Primary products		2449-P	12/85	170.3	169.6	169.6	169.8	169.7	169.8	170.7	170.7	170.7	170.7	170.7	170.7	170.7
Wirebound boxes made from lumber, veneer, and plywood		2449-1	12/85	156.6	156.1	156.1	156.6	156.6	156.7	156.7	156.7	156.7	156.7	156.7	156.7	156.7
Made from veneer and plywood		2449-112	12/85	151.7	151.1	151.1	151.7	151.7	151.8	151.8	151.8	151.8	151.8	151.8	151.8	151.8
For fruits and vegetables		2449-11211	12/85	136.0	135.4	135.4	136.1	136.1	136.2	136.2	136.2	136.2	136.2	136.2	136.2	136.2
Veneer and plywood containers, except boxes and crates		2449-3	12/85	216.8	216.8	216.8	216.8	216.8	216.8	216.8	216.8	216.8	216.8	216.8	216.8	216.8
Containers incl. pails, drums, tubs, fruit and vegetable baskets, and hampers, etc.		2449-312	12/85	216.8	216.8	216.8	216.8	216.8	216.8	216.8	216.8	216.8	216.8	216.8	216.8	216.8
Slack and tight cooperage		2449-5	12/85	174.0	173.1	173.1	173.1	172.8	173.1	174.7	174.7	174.7	174.7	174.7	174.7	174.7
Tight cooperage(hogsheads, barrels, & kegs for bourbon and other whiskey)		2449-513	12/85	173.5	173.5	173.5	173.5	173.2	173.5	173.5	173.5	173.5	173.5	173.5	173.5	173.5
Wood buildings and mobile homes	245		12/84	172.2	170.9	170.9	171.1	171.8	172.5	172.6	172.6	172.6	172.8	172.9	173.0	172.5
Mobile homes	2451		06/81	172.6	171.7	171.6	171.7	172.3	172.9	173.0	173.0	173.0	173.0	173.1	173.2	172.5
Primary products		2451-P	06/81	172.6	171.7	171.6	171.7	172.3	172.9	173.0	173.0	173.0	173.0	173.1	173.2	172.5
Mobile homes, residential		2451-1	06/81	174.7	173.8	173.7	173.8	174.4	175.1	175.1	175.1	175.1	175.1	175.2	175.3	174.6
Single section		2451-13	06/81	175.4	174.9	174.6	174.8	175.2	175.9	175.9	175.9	175.5	175.5	175.8	175.8	174.7
14ft and over		2451-1344	06/81	191.5	190.8	190.8	191.0	191.2	192.0	192.0	192.0	192.0	191.5	191.5	191.5	191.5
Multi-section		2451-14	06/81	181.3	180.0	180.1	180.2	181.0	181.6	181.7	181.7	181.7	181.9	182.0	182.2	181.7
Doublewide		2451-141	06/81	181.1	179.7	179.8	179.9	180.8	181.4	181.6	181.5	181.5	181.8	181.8	182.0	181.5
Prefabricated wood buildings and components		2452														
Primary products		2452-P	12/84	185.4	182.9	183.1	183.7	184.7	185.6	186.0	185.7	185.8	186.8	187.1	187.0	187.0

See footnotes at end of table.

Table 3. Producer price indexes for the net output of selected industries and their products, 2002¹—Continued

Industry and product	Industry code	Product code	Index base	Annual Average	January	February	March	April	May	June	July	August	September	October	November	December
Prefabricated wood buildings and components																
—Continued																
Components not sold as complete units		2452-1	12/89	167.4	159.7	161.9	166.6	169.1	171.2	170.5	168.2	168.3	167.8	168.2	168.7	169.0
Precut packages sold as complete units (residential and nonresidential)		2452-2	12/84	220.6	219.4	219.4	219.4	219.4	219.4	219.4	219.4	219.4	222.8	222.8	222.8	222.8
Panelized buildings sold as complete units		2452-3	12/84	176.3	175.9	175.9	176.8	175.4	175.8	175.8	175.8	175.8	177.0	177.0	177.0	177.0
Modular buildings shipped with floors and walls, and usually ceilings and roofs		2452-4	12/84	164.1	161.2	161.3	161.4	163.2	164.4	165.2	165.1	165.3	165.4	165.8	165.6	165.6
Residential		2452-444	12/84	161.8	159.8	159.8	159.8	160.3	161.6	162.8	162.8	162.9	163.0	163.0	163.0	163.0
Nonresidential, including motels and hotels		2452-447	12/84	168.8	163.5	163.9	164.2	169.6	170.3	170.4	169.9	170.3	170.3	171.7	170.9	171.0
Secondary products and miscellaneous receipts		2452-SM														
Miscellaneous receipts		2452-M	06/98	110.8	110.3	110.3	110.3	110.3	110.3	110.3	110.3	110.3	110.3	110.3	113.5	113.5
Contract work and other miscellaneous receipts		2452-XY9	06/98	110.8	110.8	110.8	110.8	110.8	110.8	110.8	110.8	110.8	110.8	110.8	110.8	110.8
Secondary products		2452-S	08/92	185.2	184.1	184.4	184.7	185.6	185.6	186.1	185.6	185.6	185.2	185.2	184.7	185.2
Miscellaneous wood products	249		12/84	145.9	143.4	144.8	149.0	149.1	147.3	145.4	146.7	147.3	145.4	144.2	143.5	144.4
Wood preserving	2491		06/85	151.6	149.9	152.3	158.5	161.2	158.5	151.9	153.4	152.5	148.3	144.1	141.9	147.2
Primary products		2491-P	06/85	151.3	150.0	152.4	158.8	161.6	158.5	151.3	153.0	152.1	147.7	143.3	140.6	146.2
Wood poles, piles and posts owned and treated by the same establishment		2491-2	06/85	177.3	177.6	177.8	177.7	178.0	177.7	177.0	176.9	176.9	177.0	176.7	177.3	176.9
Other wood products owned and treated by the same establishment		2491-3	06/85	140.6	138.9	141.7	149.2	152.3	148.8	140.5	142.6	141.7	136.7	131.7	128.5	134.6
Railway cross-ties and mine ties, except switch or bridge		2491-311	06/85	168.0	162.9	164.2	164.5	165.6	166.4	166.4	169.1	169.8	171.0	172.9	171.4	172.3
Lumber rough and dressed, not edged, treated		2491-313	06/85	126.5	125.4	128.0	136.1	139.5	135.6	126.5	128.6	127.3	121.8	116.4	113.2	119.9
Other wood treated products including plywood, wood fence pickets, piling, rails		2491-319	06/85	160.4	157.4	161.8	163.1	163.7	162.5	161.3	160.6	163.1	161.6	157.6	156.4	155.3
Secondary products and miscellaneous receipts		2491-SM														
Miscellaneous receipts		2491-M	06/85	148.6	140.3	144.9	150.2	154.3	156.8	154.3	152.7	149.4	145.3	144.1	144.1	147.2
Resales		2491-Z89	06/85	141.3	133.4	137.8	142.9	146.8	149.1	146.8	145.2	142.1	138.2	137.0	137.0	139.9
Secondary products		2491-S	06/85	184.1	179.1	179.5	183.0	181.9	182.6	183.8	184.2	186.1	185.7	183.0	189.7	190.5
Reconstituted Wood Products	2493		06/91	112.3	108.5	110.0	114.9	114.1	111.7	110.8	113.0	114.7	113.0	112.9	112.7	111.6
Primary products		2493-P	06/91	112.7	108.7	110.2	115.4	114.5	112.0	111.1	113.3	115.2	113.4	113.2	113.0	111.9
Particleboard, produced at this location		2493-1	12/82	132.7	134.5	134.6	134.6	133.7	133.7	134.6	133.6	132.4	129.6	128.6	128.3	128.3
Other industrial board		2493-112	12/82	130.5	131.2	131.2	131.2	131.2	131.2	131.2	131.1	130.5	128.5	127.4	127.4	127.4
3/4 inch thick		2493-11211	12/82	135.8	137.0	137.0	137.0	137.0	137.0	137.0	137.0	135.7	135.0	133.9	133.2	133.2
5/8 inch thick		2493-11213	12/82	111.0	111.7	112.1	112.1	112.1	115.8	115.8	113.6	112.6	106.7	103.9	103.9	103.9
Waferboard and oriented strand board		2493-2	12/82	119.7	104.2	111.6	129.1	128.0	118.0	112.0	119.3	125.9	121.5	122.4	122.9	121.6
Medium density fiberboard		2493-3	06/84	102.9	103.4	103.4	101.1	101.1	103.1	103.2	103.2	104.8	104.2	103.1	101.8	(²)
Uncoated panel		2493-311														
Uncoated standard size panel		2493-31114	06/84	99.6	100.1	100.1	97.9	97.9	99.8	100.0	100.0	101.4	100.9	99.8	98.6	(²)
Hardboard products made from hardboard produced at this location		2493-4	06/84	112.9	110.6	108.5	112.8	110.9	109.5	112.5	114.7	115.7	113.9	116.0	116.7	113.3
Fiberboard		2493-5	12/85	147.6	145.9	145.9	146.9	149.6	149.6	147.7	147.7	147.7	147.7	147.7	147.7	147.7
Hardboard products made from purchased hardboard		2493-6	09/84	129.1	129.2	129.2	129.2	129.2	129.2	129.0	129.0	129.0	129.0	129.0	129.0	129.0
Coated or laminated		2493-622														
Other, including door skins, garage door panels, furniture stock		2493-62217	06/91	115.9	116.0	116.0	116.0	116.0	116.0	115.8	115.8	115.8	115.8	115.8	115.8	115.8
Prefinished particleboard and medium density fiberboard made from purchased mate		2493-7	06/91	120.6	121.3	121.2	121.1	120.6	121.7	121.3	121.0	120.8	120.6	120.1	118.8	118.2
Particleboard		2493-721	06/91	123.1	124.0	123.9	123.8	123.1	124.6	124.1	123.6	123.4	123.1	122.5	120.8	119.9
Wood products, n.e.c.	2499		06/84	154.2	153.3	153.6	154.6	154.0	153.9	154.4	154.5	154.5	154.5	154.5	154.5	154.5
Primary products		2499-P	06/84	153.3	152.2	152.6	153.7	153.0	152.9	153.5	153.6	153.6	153.5	153.5	153.5	153.5

See footnotes at end of table.

Table 3. Producer price indexes for the net output of selected industries and their products, 2002¹—Continued

Industry and product	Industry code	Product code	Index base	Annual Average	January	February	March	April	May	June	July	August	September	October	November	December
Wood products, n.e.c.—Continued																
Mirror and picture frames		2499-1	06/84	176.9	176.9	176.9	176.9	177.3	176.9	176.9	176.9	176.9	176.9	176.9	176.9	176.9
Miscellaneous wood products		2499-4	06/02	(²)	(²)	(²)	(²)	(²)	(²)	100.0	100.0	100.0	100.0	100.0	100.0	100.0
Secondary products and miscellaneous receipts		2499-SM														
Miscellaneous receipts		2499-M	06/84	196.0	195.9	195.9	195.9	195.9	195.9	195.9	195.9	195.9	195.9	195.9	195.9	196.1
Secondary products		2499-S	06/84	144.3	144.3	144.3	144.3	144.3	144.3	144.3	144.3	144.3	144.3	144.3	144.3	144.3
Furniture and fixtures	25		12/84	146.3	145.6	145.8	145.7	145.7	145.9	146.1	146.6	146.6	147.0	147.2	147.0	146.8
Household furniture	251		12/84	146.2	145.1	145.5	145.6	145.9	146.3	146.4	146.6	146.5	146.5	146.9	146.7	146.7
Wood household furniture, except upholstered	2511		12/79	211.4	209.0	209.9	210.0	210.6	211.9	212.1	212.6	212.2	212.2	212.5	211.8	211.9
Primary products		2511-P	12/79	215.7	212.8	214.0	214.0	214.7	216.3	216.5	217.0	216.5	216.5	216.9	216.6	216.7
Wood living room, library, family room and den furniture		2511-2	12/79	218.1	215.6	217.5	217.8	218.1	218.1	218.6	218.6	218.5	218.6	218.8	218.8	218.8
Cabinets, except sewing machine cabinets		2511-219	12/79	(²)	248.8	259.8	261.1	261.1	261.1	261.1	260.2	261.1	261.1	(²)	261.1	(²)
Chairs, except dining room (including rockers)		2511-231	12/79	194.8	192.7	192.7	192.7	192.7	192.7	196.3	196.3	196.3	196.3	196.3	196.3	196.3
Tables, except card and telephone tables		2511-241	12/79	226.4	222.8	225.4	225.8	226.7	226.7	226.8	227.0	226.9	226.9	227.4	227.4	227.4
Desks		2511-251	12/79	225.5	225.3	225.3	225.3	225.3	225.3	225.7	225.7	225.7	225.7	225.7	225.7	225.7
Other nonupholstered living room furniture		2511-298	12/79	189.0	189.0	189.0	189.0	189.0	189.0	189.0	189.0	189.0	189.0	189.0	189.0	189.0
Wall units (desk, bookcase, and storage type)		2511-29811	06/94	113.2	113.2	113.2	113.2	113.2	113.2	113.2	113.2	113.2	113.2	113.2	113.2	113.2
All other living room furniture		2511-29899	06/94	120.2	120.3	120.2	120.2	120.2	120.2	120.2	120.2	120.3	120.3	120.3	120.3	120.3
Wood dining room and kitchen furniture, except cabinets		2511-3	12/79	240.5	236.3	236.1	237.4	238.1	242.2	242.3	242.4	241.3	241.2	242.7	242.8	243.0
Tables, dining room, 30 x 40 inches and greater		2511-311	12/79	240.7	230.4	230.0	232.2	232.2	245.7	245.7	245.7	243.9	243.6	246.0	246.0	246.5
Dining room chairs, incl. upholstered and nonupholstered		2511-331	12/79	248.6	246.9	247.3	248.9	248.9	248.6	249.0	249.0	247.6	247.6	249.5	249.7	249.7
Buffets and servers, dining room		2511-351	12/79	285.7	282.5	282.5	282.5	286.5	286.5	286.5	286.5	286.5	286.5	287.3	287.3	287.3
China and corner cabinets, dining room		2511-371	12/79	221.5	220.3	220.3	220.3	221.9	221.9	221.9	221.9	221.9	221.9	221.9	221.9	221.9
Other dining room and kitchen furniture		2511-398	12/79	151.9	155.3	151.2	151.2	151.2	151.2	151.2	152.0	152.0	152.0	152.0	152.0	152.0
Wood bedroom furniture		2511-5	12/79	212.7	208.0	209.8	209.3	210.5	213.0	213.1	214.4	214.5	214.5	214.8	215.2	215.3
Beds, headboards and footboards		2511-5A	12/79	218.8	211.5	215.8	216.4	217.0	218.5	218.7	220.8	220.6	220.6	221.3	222.2	222.2
Beds, incl. bunk and water beds, excl crib and headboard beds		2511-511	12/79	235.5	226.9	231.8	233.1	233.1	236.9	237.4	237.4	237.0	237.0	238.5	238.6	238.6
Headboards and headboard sets		2511-513	12/79	205.5	199.2	203.1	203.1	204.2	203.9	203.9	207.5	207.5	207.5	209.2	209.2	209.2
Dressers, vanities and dressing tables		2511-521	12/79	212.2	209.9	210.1	210.1	210.9	211.7	212.7	213.2	213.2	213.2	213.3	213.8	214.1
Wardrobes, chifforobes, armoires, & wardrobe-type cabinets		2511-533	12/79	216.1	205.8	205.8	197.2	204.8	220.8	220.7	220.7	223.4	223.4	223.4	223.4	223.4
Chests of drawers, including cedar chests		2511-535	12/79	217.0	212.0	214.4	214.5	217.0	218.4	217.9	218.4	218.3	218.2	218.4	218.4	218.7
Night tables and stands		2511-561	12/79	246.5	244.4	244.4	244.5	242.2	244.4	244.4	248.8	248.8	248.8	249.1	249.1	249.1
Other nonupholstered bedroom furniture		2511-598	12/79	167.8	167.8	167.8	167.8	167.8	167.8	167.8	167.8	167.8	167.8	167.8	167.8	167.8
Unpainted, unassembled, knock-down, and outdoor furniture		2511-7	12/79	169.4	170.4	170.4	170.4	170.4	170.4	170.4	170.4	168.8	168.8	168.8	166.6	166.6
Unpainted wood furniture		2511-741	12/79	227.8	227.8	227.8	227.8	227.8	227.8	227.8	227.8	227.8	227.8	227.8	227.8	227.8
Unassembled, knock-down, and outdoor furniture		2511-751	06/87	121.7	122.5	122.5	122.5	122.5	122.5	122.5	122.5	121.2	121.2	121.2	119.3	119.3
Secondary products and miscellaneous receipts		2511-SM														
Miscellaneous receipts		2511-M	12/79	151.8	152.6	152.6	152.6	152.6	152.6	152.6	152.6	152.6	152.6	152.6	147.8	147.8
Resales		2511-Z89	12/79	148.7	149.5	149.5	149.5	149.5	149.5	149.5	149.5	149.5	149.5	149.5	144.5	144.5
Secondary products		2511-S	12/79	188.9	188.5	188.5	188.5	188.5	188.5	188.5	189.5	189.5	189.3	189.3	189.3	189.3
Upholstered wood household furniture	2512		06/82	147.8	147.3	147.3	147.5	147.5	147.6	147.5	147.6	147.7	148.1	148.4	148.4	148.5
Primary products		2512-P	06/82	149.9	149.3	149.3	149.5	149.5	149.7	149.6	149.8	149.8	150.2	150.6	150.6	150.6
Upholstered wood household furniture		2512-1	06/82	149.9	149.3	149.3	149.5	149.5	149.7	149.6	149.8	149.8	150.2	150.6	150.5	150.6
Sofas, davenports, settees, and loveseats		2512-112	06/82	148.6	147.8	147.9	147.9	147.8	148.4	148.4	148.6	148.5	148.9	149.4	149.5	149.6
Chiefly cotton		2512-11232	06/82	155.3	155.0	155.0	155.3	155.2	154.5	154.6	154.9	155.5	155.5	156.0	156.0	156.0
Chiefly rayon		2512-11233	06/82	160.3	160.6	161.3	161.3	160.2	161.1	160.4	160.4	159.6	159.6	159.6	159.6	159.6

See footnotes at end of table.

Table 3. Producer price indexes for the net output of selected industries and their products, 2002¹—Continued

Industry and product	Industry code	Product code	Index base	Annual Average	January	February	March	April	May	June	July	August	September	October	November	December
Upholstered wood household furniture—Continued																
Chiefly olefin		2512-11234	06/82	141.7	141.7	141.8	141.8	142.5	141.3	141.2	141.2	141.2	141.2	141.8	142.1	142.1
Chiefly nylon		2512-11235	06/82	146.4	145.8	145.8	145.8	145.8	145.8	145.8	145.8	145.8	147.6	147.6	147.6	148.0
Chiefly polyester		2512-11236	06/82	139.8	139.7	139.9	139.9	139.0	139.5	139.3	140.8	140.0	140.0	140.0	140.0	140.0
Other fibers and blends, including coated fabric and vinyl		2512-11237	06/82	141.6	138.7	138.7	138.7	138.7	142.6	142.6	142.6	142.4	142.4	144.0	144.0	144.0
Chairs, except reclining and rockers		2512-132	06/82	160.8	160.0	159.7	159.7	159.6	160.2	160.1	160.1	160.7	162.1	162.5	162.3	162.5
Chiefly cotton		2512-13242	06/82	152.1	151.2	151.2	151.3	151.7	152.2	151.8	151.8	152.6	152.5	153.2	153.2	153.2
Chiefly rayon		2512-13243	06/82	167.0	163.2	163.2	163.2	163.2	163.2	163.2	163.2	163.2	163.2	174.5	174.5	174.5
Chiefly olefin		2512-13244	06/82	149.7	150.0	150.0	150.0	149.7	150.0	149.7	149.7	149.7	149.4	149.4	149.4	149.4
Other fibers and blends, including coated fabric and vinyl		2512-13245	06/82	172.8	172.2	171.6	171.5	171.2	172.4	172.4	172.4	173.5	173.5	174.4	173.8	174.4
Sectional sofa pieces		2512-141	12/87	158.1	158.8	158.8	160.5	160.5	157.0	157.0	157.5	157.5	157.5	157.5	157.5	157.5
Rockers, including swivel		2512-145	06/82	120.9	120.8	120.8	120.8	121.3	120.8	120.8	120.8	120.8	120.8	121.0	121.0	121.0
Reclining chairs		2512-154	06/82	135.3	135.2	135.2	135.2	135.2	135.3	135.3	135.3	135.3	135.3	135.3	135.3	135.3
Other upholstered wood household furniture (ottomans, hassocks, etc)		2512-198	06/82	180.3	179.0	179.0	179.0	180.4	181.0	181.0	181.0	180.6	180.6	180.6	180.6	180.6
Secondary products and miscellaneous receipts		2512-SM														
Secondary products		2512-S	06/82	124.5	125.7	125.7	124.6	124.6	124.6	124.4	123.7	123.9	124.1	124.1	124.1	124.1
Metal household furniture																
Primary products	2514	2514-P	06/84	133.7	132.2	132.8	133.0	133.4	133.4	133.9	134.3	134.5	134.0	134.4	134.3	134.7
Metal household dining, dinette, breakfast & kitchen furniture		2514-1	06/84	142.6	142.3	142.3	142.3	142.3	142.3	142.3	142.3	142.3	142.3	143.5	143.5	143.5
Metal porch, lawn, outdoor and casual furniture		2514-3	06/84	157.0	156.9	157.9	157.8	157.8	157.8	157.8	157.8	157.3	155.0	155.8	155.8	155.9
Tubular aluminum		2514-31	06/84	165.2	165.0	165.9	165.9	165.9	165.9	165.9	165.9	165.5	163.0	164.2	164.2	164.2
Cast and wrought iron		2514-32	06/84	132.9	133.9	133.9	133.9	133.9	133.9	133.9	133.9	133.9	131.0	131.0	131.0	131.0
Other metal porch, lawn, outdoor and casual furniture, including picnic tables		2514-33	06/84	154.7	152.9	156.5	155.3	155.3	155.3	155.3	155.3	153.6	153.6	153.9	153.9	154.9
Other metal household furniture		2514-4	06/84	115.3	114.1	114.8	115.4	115.3	115.3	115.2	115.2	115.6	115.6	115.3	115.3	116.1
Metal bed frames		2514-437	06/84	121.4	121.2	121.3	121.3	121.3	121.3	121.3	121.3	121.3	121.3	121.3	121.6	121.6
Other metal household furniture (including upholstered furniture, metal folding)		2514-498	06/84	116.0	114.4	115.4	116.2	116.1	116.1	116.0	116.0	116.5	116.5	116.0	115.9	117.1
Secondary products and miscellaneous receipts		2514-SM														
Secondary products		2514-S	06/84	137.3	136.5	136.5	136.5	136.5	136.5	136.5	136.5	136.8	137.1	139.3	139.3	139.3
Mattresses and bedspings																
Primary products	2515	2515-P	06/83	139.7	139.6	139.6	139.6	140.0	139.7	139.8	139.9	139.6	139.5	139.8	139.8	139.6
Innerspring mattress and foundation sets excl. crib size		2515-A	12/95	103.7	103.6	103.7	103.7	104.0	103.8	103.8	103.9	103.7	103.6	103.8	103.8	103.6
Twin innerspring mattress and foundation set, excl. crib size		2515-411	12/95	104.2	103.8	104.0	104.0	104.4	104.4	104.4	104.2	104.2	104.2	104.2	104.2	103.7
Twin innerspring mattress and spring foundation set ..		2515-4111	12/95	103.7	103.5	103.7	103.7	104.2	104.2	104.2	103.6	103.6	103.6	103.6	103.6	102.9
Twin innerspring mattress and other foundation set incl. foam and platform		2515-4115	12/95	105.8	105.2	105.2	105.2	105.2	105.2	105.2	106.5	106.5	106.5	106.5	106.5	106.5
Full innerspring mattress and foundation sets, excl. crib size		2515-42	12/95	105.4	105.2	104.8	104.8	104.8	104.8	104.8	105.8	105.8	105.6	106.3	106.3	106.3
Full innerspring mattress and spring foundation set ...		2515-4211	12/95	105.2	105.1	104.7	104.7	104.7	104.7	104.7	105.9	105.9	105.6	105.6	105.6	105.6
Full innerspring mattress and other foundation incl. foam and platform		2515-4222	12/95	106.2	105.3	105.3	105.3	105.3	105.3	105.3	105.3	105.3	105.3	108.7	108.7	108.7
Queen innerspring mattress and foundation sets excl. crib size		2515-43	12/95	103.4	103.4	103.4	103.4	103.6	103.6	103.6	103.4	103.4	103.3	103.3	103.3	103.3
Queen innerspring mattress and spring foundation set		2515-4311	12/95	102.9	102.9	102.9	102.9	103.1	103.1	103.1	102.8	102.9	102.8	102.7	102.7	102.8
Queen innerspring mattress and other foundation set incl. foam and platform		2515-4322	12/95	105.3	105.3	105.3	105.3	105.3	105.3	105.3	105.3	105.3	105.3	105.3	105.3	105.3

See footnotes at end of table.

Table 3. Producer price indexes for the net output of selected industries and their products, 2002¹—Continued

Industry and product	Industry code	Product code	Index base	Annual Average	January	February	March	April	May	June	July	August	September	October	November	December
Mattresses and bedsprings—Continued																
King innerspring mattress and foundation sets, excl. crib size		2515-44	12/95	100.5	101.8	101.7	101.7	101.7	101.7	101.7	100.8	98.4	98.2	99.2	99.7	99.7
King innerspring mattress and spring foundation set ..		2515-441	12/95	100.0	101.9	101.8	101.8	101.8	101.8	101.8	100.6	97.5	97.4	97.4	97.9	97.9
King innerspring mattress and other foundation set incl. foam and platform		2515-442	12/95	102.6	101.4	101.4	101.4	101.4	101.4	101.4	101.4	101.4	101.4	106.1	106.1	106.1
Other innerspring mattress and foundation sets, excl. crib size		2515-45	12/95	100.5	99.8	101.1	101.1	102.8	100.2	100.2	101.1	100.1	100.1	100.1	100.1	99.4
Other innerspring mattress and spring foundation set		2515-451	12/95	99.0	98.6	99.7	99.7	101.8	98.6	98.5	99.7	98.5	98.5	98.5	98.5	97.7
Other mattresses, incl. crib mattresses and mattress inserts		2515-71	06/83	160.3	161.6	159.8	159.8	159.8	159.8	160.3	160.3	160.3	160.3	160.3	160.3	160.3
Mattress inserts for dual purpose sleep furniture		2515-7161	06/89	98.8	98.6	98.8	98.8	98.8	98.8	98.8	98.8	98.8	98.8	98.8	98.8	98.8
Secondary products and miscellaneous receipts		2515-SM														
Secondary products		2515-S	06/83	149.6	149.3	149.6	149.6	149.6	149.4	149.4	149.4	149.7	149.7	149.7	149.7	149.7
Wood television, radio, phonograph and sewing machine cabinets																
Primary products	2517	2517-P	12/85	122.8	120.5	120.5	120.5	120.5	120.5	122.3	122.3	122.3	122.3	127.2	(¹)	(¹)
Primary products			12/85	122.7	120.4	120.4	120.4	120.4	120.4	122.0	122.0	122.0	122.0	127.6	(¹)	(¹)
Household furniture, n.e.c.																
Primary products	2519	2519-P	12/85	113.3	112.4	112.4	113.1	113.6	113.6	113.6	113.6	113.6	113.6	112.8	113.5	113.5
Plastics and fibrous glass household furniture		2519-11	06/91	100.1	100.1	100.1	100.1	100.1	100.1	100.1	100.1	100.1	100.1	100.1	100.1	100.1
All other plastics and fibrous glass household furniture		2519-115	06/91	112.2	112.2	112.2	112.2	112.2	112.2	112.2	112.2	112.2	112.2	112.2	112.2	112.2
Office furniture																
Office furniture	252		12/84	148.6	147.1	147.2	146.6	146.1	146.4	146.7	149.1	149.0	150.7	151.2	151.7	151.1
Wood office furniture																
Primary products	2521	2521-P	06/85	151.2	150.5	150.7	150.8	150.8	151.0	151.1	151.4	151.4	151.3	151.3	152.1	152.1
Wood office seating		2521-313	06/98	109.4	109.1	109.4	109.4	109.4	109.4	109.5	109.5	109.5	109.4	109.4	109.4	109.4
Desks and extensions		2521-331	06/85	163.0	161.8	162.0	162.9	162.9	163.1	163.4	163.6	163.3	163.2	163.2	163.2	163.2
Wood storage units, files and tables		2521-341	06/98	107.5	106.6	107.1	107.2	107.2	107.5	107.8	107.8	107.8	107.8	107.7	107.7	107.7
Wood systems furniture and all other office furniture		2521-351	06/98	104.4	104.2	104.0	103.9	103.9	104.1	104.1	104.1	104.1	104.1	104.1	106.3	106.3
Secondary products and miscellaneous receipts		2521-SM														
Secondary products		2521-S	06/85	126.7	125.6	125.6	125.6	125.6	125.6	125.6	127.9	127.9	127.6	127.6	127.6	127.6
Secondary products		2521-SSS	06/85	127.5	125.2	125.2	125.2	125.2	125.2	125.2	130.1	130.1	129.6	129.6	129.6	129.6
Office furniture, except wood		2522-S	06/98	105.9	105.9	105.9	105.9	105.9	105.9	105.9	105.9	105.9	105.9	105.9	105.9	105.9
Nonwood office furniture																
Primary products	2522	2522-P	12/79	198.3	196.0	196.0	194.8	194.0	194.3	194.8	199.2	199.0	202.3	203.1	203.6	202.5
Office seating		2522-1	12/79	200.5	198.2	198.2	197.0	196.0	196.4	196.9	201.8	201.7	204.0	205.0	205.9	204.7
Chairs		2522-11	12/87	130.9	130.8	130.8	130.8	131.1	131.1	131.1	131.1	131.5	131.5	131.5	129.7	129.8
Side and arm chairs		2522-112	12/87	132.2	134.2	134.2	134.2	131.6	131.6	131.6	131.6	131.6	131.6	131.6	131.0	131.0
General office and desk chairs, except secretarial		2522-114	12/87	131.8	130.9	130.9	130.9	132.1	132.1	132.1	132.1	132.0	132.0	132.0	132.0	132.0
Desks and extensions		2522-2	12/79	207.3	191.0	191.0	191.0	191.0	191.0	191.0	214.5	230.3	237.0	215.0	222.7	222.7
Desks		2522-224	12/87	(¹)	(¹)	(¹)	(¹)	(¹)	(¹)	126.8	144.5	156.3	161.3	144.8	150.6	150.6
Storage units, files and tables		2522-5	06/95	108.1	107.8	107.8	105.3	105.3	105.3	107.2	108.8	108.2	110.2	109.9	110.9	111.0
Storage units		2522-51	06/95	107.6	107.6	107.6	107.4	107.4	107.4	107.7	107.7	107.7	107.7	107.7	107.7	107.7
Bookcases and other storage units		2522-512	06/95	107.8	107.8	107.8	107.6	107.6	107.6	108.0	108.0	108.0	108.0	108.0	108.0	108.0
Filing cabinets and cases		2522-52	12/79	187.9	187.1	187.1	181.3	181.3	181.3	185.8	189.6	188.2	192.9	192.1	193.8	194.0
Vertical files, letter and legal		2522-521	12/79	199.7	198.8	198.8	198.8	198.8	198.8	198.7	198.7	198.7	199.9	199.9	203.1	203.1
Horizontal or lateral files, letter and legal		2522-522	12/79	152.0	156.9	156.9	144.1	144.1	144.8	153.1	150.0	157.3	155.5	155.5	158.5	159.0
All other files		2522-524	12/87	137.3	134.3	134.3	134.3	134.3	134.3	138.1	138.1	138.1	140.4	140.4	140.4	140.4
Tables		2522-53	06/95	112.1	111.8	111.8	111.8	111.8	111.8	111.8	111.8	111.8	111.8	111.8	113.5	113.5
Work or conference tables		2522-531	06/95	(¹)	112.4	(¹)	(¹)	(¹)	(¹)	(¹)	(¹)	(¹)	(¹)	(¹)	(¹)	(¹)

See footnotes at end of table.

Table 3. Producer price indexes for the net output of selected industries and their products, 2002¹—Continued

Industry and product	Industry code	Product code	Index base	Annual Average	January	February	March	April	May	June	July	August	September	October	November	December	
Nonwood office furniture—Continued																	
All other tables		2522-532	02/96	110.1	109.6	109.6	109.6	109.6	109.6	109.6	109.6	109.6	109.6	109.6	112.3	112.3	
Other nonwood office furniture		2522-6	12/79	208.7	205.8	205.8	205.8	203.4	204.3	203.4	210.0	208.1	210.6	215.7	217.2	214.4	
Systems furniture		2522-61	12/87	145.3	143.5	143.5	143.5	141.7	142.4	141.7	146.0	144.6	146.4	150.2	151.3	149.2	
Modular systems furniture		2522-611	12/79	(²)	(²)	(²)	(²)	(²)	(²)	(²)	(²)	(²)	(²)	(²)	(²)	(²)	
Panel systems furniture		2522-612	12/87	150.5	147.8	147.8	147.8	145.3	146.3	145.3	151.3	149.3	151.9	157.0	158.5	157.5	
Miscellaneous, nonwood office furniture		2522-621	12/79	215.5	207.5	207.6	207.5	207.5	207.5	207.5	223.6	223.4	223.4	223.4	223.4	223.4	
Secondary products and miscellaneous receipts		2522-SM															
Secondary products		2522-S	12/79	190.5	188.1	188.1	186.9	186.9	186.9	186.9	186.9	186.9	186.9	198.8	198.8	195.0	195.0
Public building and related furniture	253		12/84	138.9	138.7	138.8	138.9	139.1	139.4	139.5	139.3	139.1	138.9	139.4	138.1	137.5	
253		253	12/84	138.9	138.7	138.8	138.9	139.1	139.4	139.5	139.3	139.1	138.9	139.4	138.1	137.5	
Public building and related furniture	2531		12/84	138.9	138.7	138.8	138.9	139.2	139.4	139.5	139.3	139.1	138.9	139.4	138.1	137.5	
Primary products		2531-P	12/84	144.0	144.0	144.0	144.2	144.5	144.6	144.6	144.5	144.2	143.8	144.4	143.0	142.5	
School furniture, except stone, concrete, and library furniture		2531-1	12/84	151.6	150.9	151.8	147.7	151.5	150.6	152.6	152.7	150.4	151.7	152.3	153.2	153.2	
Public building and related furniture, except school and restaurant		2531-2	12/84	145.6	145.7	145.6	146.1	146.1	146.3	146.2	146.0	145.9	145.4	146.0	144.4	143.8	
Seats for public conveyances		2531-213	12/01	99.2	99.5	99.4	99.7	99.7	99.7	99.7	99.5	99.4	99.0	99.1	97.9	97.5	
All other public building and related furniture n.e.c.		2531-281	12/01	102.0	100.1	100.4	101.1	100.9	101.9	101.4	101.7	101.7	101.8	104.4	104.2	103.8	
Secondary products and miscellaneous receipts		2531-SM															
Miscellaneous receipts		2531-M	12/01	102.1	100.0	102.0	99.8	100.1	102.4	103.5	102.2	103.8	104.7	103.1	103.5	100.5	
Miscellaneous receipts incl. contract work and resales		2531-MM	12/01	102.1	100.0	102.0	99.8	100.1	102.4	103.5	102.2	103.8	104.7	103.1	103.5	100.5	
Secondary products		2531-S	12/84	108.7	106.7	108.0	108.0	108.0	109.0	109.0	109.0	109.0	109.0	109.7	109.7	109.7	
Partitions, shelving, lockers, and office and store fixtures	254		12/84	147.5	147.7	147.7	147.7	147.0	146.6	147.1	147.3	147.7	148.0	147.7	147.7	147.7	
Wood partitions and fixtures	2541		12/83	164.3	164.3	164.6	164.7	162.9	163.0	163.7	163.9	164.7	164.8	164.8	165.1	165.0	
Primary products		2541-P	12/83	166.4	166.4	166.8	166.8	164.8	164.9	165.7	165.9	166.8	166.8	166.8	167.2	167.2	
Wood partitions, shelving, and lockers		2541-1	12/83	142.2	142.0	142.0	142.0	142.0	142.0	142.0	142.0	142.0	142.0	142.0	143.2	143.2	
Plastic laminated fixture tops		2541-2	12/83	158.5	156.9	156.9	157.7	157.7	158.2	158.5	158.9	159.2	159.4	159.4	159.4	159.4	
Wood fixtures for stores, banks, offices, etc.		2541-3	12/83	171.6	172.3	172.8	172.6	169.7	169.7	170.6	170.8	172.0	172.0	172.0	172.4	172.4	
Retail store fixtures, except food store: custom		2541-33A	12/83	175.6	174.1	175.1	175.0	175.0	175.0	175.9	175.9	176.0	176.0	176.0	176.8	176.7	
All other fixtures and displays		2541-331	06/97	109.6	108.3	109.2	109.1	109.1	109.9	109.9	109.9	109.9	109.9	109.9	110.4	110.4	
Walls and wall fixtures		2541-332	08/84	141.5	141.3	141.3	141.3	141.3	141.3	141.3	141.3	141.5	141.5	141.5	142.1	141.9	
Retail store fixtures, except food store: manufacturers' standard		2541-337	12/83	197.6	194.8	194.8	194.8	194.8	194.8	199.5	199.5	199.5	199.5	199.5	199.5	199.5	
Retail food store fixtures		2541-338	06/88	107.9	107.9	107.9	107.9	107.9	107.9	107.9	107.9	107.9	107.9	107.9	107.9	107.9	
All other wood fixtures		2541-399	06/97	104.0	107.7	107.7	107.4	101.2	101.2	101.2	101.7	104.0	104.0	104.0	104.0	104.0	
Secondary products and miscellaneous receipts		2541-SM															
Miscellaneous receipts		2541-M	01/84	142.5	142.5	142.5	142.5	142.5	142.5	142.5	142.5	142.5	142.5	142.5	142.5	142.5	
Contract work and other miscellaneous receipts		2541-XY9	06/97	111.9	111.9	111.9	111.9	111.9	111.9	111.9	111.9	111.9	111.9	111.9	111.9	111.9	
Secondary products		2541-S	12/83	159.0	157.5	157.8	158.6	158.6	158.8	158.7	160.3	160.3	159.8	159.8	160.0	157.3	
Partitions and fixtures, except wood	2542		12/83	145.3	145.6	145.3	145.4	145.6	144.8	145.1	145.2	145.2	146.0	145.3	145.0	145.0	
Primary products		2542-P	12/83	140.6	141.0	140.7	140.8	140.9	140.1	140.4	140.6	140.6	141.3	140.6	140.3	140.3	
Partitions		2542-1	12/83	(²)	140.7	140.7	140.7	140.7	(²)	(²)	(²)	(²)	(²)	140.7	140.7	140.7	
Shelving and lockers		2542-2	12/83	142.2	140.4	140.4	140.4	141.1	141.1	142.1	142.1	144.4	144.7	144.1	143.7	143.7	
Storage racks and accessories		2542-3	12/83	142.6	145.6	144.5	144.5	144.4	142.1	142.3	142.3	142.3	142.6	140.6	139.9	139.7	
Fixtures for stores, banks, offices, etc.		2542-4	12/83	138.8	138.9	138.9	139.1	139.1	138.5	138.5	138.9	139.0	139.0	138.5	138.4	138.7	
Custom retail store fixtures, except food store		2542-463	12/83	126.2	127.1	127.1	127.1	127.1	126.2	126.2	126.2	126.2	126.2	125.0	125.0	125.0	
Standard retail store fixtures, except food store		2542-465	12/83	139.2	139.7	139.7	139.7	139.7	138.3	138.3	138.3	138.3	138.3	139.6	139.6	141.3	
Retail food store fixtures		2542-467	12/83	145.5	145.5	145.5	145.5	145.5	145.5	145.5	145.5	145.5	145.5	145.5	145.5	145.5	

See footnotes at end of table.

Table 3. Producer price indexes for the net output of selected industries and their products, 2002¹—Continued

Industry and product	Industry code	Product code	Index base	Annual Average	January	February	March	April	May	June	July	August	September	October	November	December
Partitions and fixtures, except wood—Continued																
All other non-wood fixtures, including bank, cabinets, counters, racks, etc.		2542-499	12/96	107.9	107.2	107.2	107.6	107.6	107.6	107.7	108.6	108.6	108.9	108.1	108.0	108.0
Secondary products and miscellaneous receipts		2542-SM														
Secondary products		2542-S	12/83	148.4	147.9	147.9	147.9	147.9	147.9	148.1	148.1	148.2	149.1	149.1	149.1	149.1
Miscellaneous furniture and fixtures	259		12/84	146.8	146.8	146.5	146.5	146.6	146.6	146.7	147.0	146.9	147.1	146.9	146.8	146.9
Drapery hardware and blinds and shades	2591		06/84	151.6	151.4	151.1	151.1	151.1	151.1	151.1	151.9	151.9	152.2	152.2	152.2	151.9
Primary products		2591-P	06/84	152.7	152.5	152.1	152.2	152.2	152.2	152.2	153.0	153.0	153.4	153.3	153.3	153.0
Window shades and accessories		2591-3	06/84	147.1	145.6	145.9	145.9	145.9	145.9	145.9	145.9	145.8	149.7	149.7	149.7	149.7
Window shades		2591-31	06/84	145.5	144.3	144.3	144.2	144.2	144.2	144.2	144.2	144.2	148.1	148.1	148.1	148.1
Plastic window shades		2591-311	06/84	139.1	139.3	139.3	139.1	139.1	139.1	139.1	139.1	139.0	139.0	(²)	(²)	(²)
Other window shades including cloth and paper		2591-313	06/84	146.9	145.3	145.3	145.3	145.3	145.3	145.3	145.3	145.3	150.1	150.1	150.1	150.1
Venetian blinds		2591-4	06/84	132.6	133.2	132.5	132.5	132.5	132.5	132.5	132.5	132.5	132.5	132.5	132.5	132.5
Complete venetian blinds, vertical and horizontal		2591-45	06/84	143.5	143.3	143.5	143.5	143.5	143.5	143.5	143.5	143.5	143.5	143.5	143.5	143.5
Aluminum slat blinds		2591-452	06/84	141.1	140.6	141.2	141.2	141.2	141.2	141.2	141.2	141.2	141.2	141.2	141.2	141.2
All other venetian blinds including wood and plastic ...		2591-459	06/84	167.8	167.8	167.8	167.8	167.8	167.8	167.8	167.8	167.8	167.8	167.8	167.8	167.8
Unassembled venetian blinds, parts, and components fabricated at plant		2591-471	06/84	90.1	94.7	89.7	89.7	89.7	89.7	89.7	89.7	89.7	89.7	89.7	89.7	89.7
Other shades and blinds n.e.c., curtain and drapery rods, poles and other hardware		2591-5	06/84	158.8	157.8	157.7	158.0	158.0	158.0	158.0	161.4	161.3	159.4	159.4	159.4	158.0
Other shades and blinds, except canvas and other textile fabrics		2591-511	06/84	(²)	161.4	160.8	160.8	160.8	160.8	160.8	(²)	(²)	(²)	(²)	(²)	(²)
Curtain and drapery rods, poles, and fixtures fabricated at plant		2591-517	06/84	156.6	155.1	155.1	155.5	155.5	155.5	155.5	160.0	159.9	157.3	(²)	(²)	155.5
Secondary products and miscellaneous receipts		2591-SM														
Miscellaneous receipts		2591-M	06/84	148.6	148.6	148.6	148.6	148.6	148.6	148.6	148.6	148.6	148.6	148.6	148.6	148.6
Resales		2591-Z89	06/84	149.2	149.2	149.2	149.2	149.2	149.2	149.2	149.2	149.2	149.2	149.2	149.2	149.2
Furniture and fixtures, n.e.c.	2599		12/85	143.8	143.9	143.6	143.7	143.8	143.9	144.0	144.0	143.9	143.9	143.6	143.5	143.8
Primary products		2599-P	12/85	145.2	145.4	144.8	144.9	145.1	145.1	145.3	145.3	145.1	145.2	145.3	145.2	145.6
Hospital beds		2599-1	12/85	117.8	119.2	117.8	117.7	117.7	117.7	117.7	117.7	117.5	117.5	117.5	117.5	118.3
Restaurant, cafeteria, bar and bowling center furniture and fixtures, n.e.c.		2599-2	12/85	151.3	151.6	151.0	151.2	151.4	151.6	151.5	151.3	151.2	151.3	151.3	151.3	151.4
Ship, industrial, and all other furniture and fixtures, n.e.c.		2599-4	12/85	147.7	146.8	147.0	147.0	147.2	147.2	148.0	148.0	148.0	148.2	148.5	148.1	148.4
Secondary products and miscellaneous receipts		2599-SM														
Miscellaneous receipts		2599-M	12/85	157.6	157.6	157.6	157.6	157.6	157.6	157.6	157.6	157.6	157.6	157.6	157.6	157.6
Resales		2599-Z89	12/85	133.1	133.2	133.1	133.1	133.1	133.1	133.1	133.1	133.1	133.1	133.1	133.1	133.1
Secondary products		2599-S	12/85	120.4	120.2	121.4	121.4	121.4	121.4	121.4	121.4	121.4	121.4	117.9	117.9	117.9
Paper and allied products	26		12/84	143.7	144.1	143.2	142.9	143.3	142.5	142.8	142.9	143.5	144.1	144.6	145.1	144.9
Pulp mills	261		12/82	116.5	114.9	114.4	113.9	113.7	113.9	115.7	116.7	118.5	119.1	119.5	119.3	118.1
Pulp mills	2611		12/82	116.5	114.9	114.3	113.9	113.7	113.9	115.7	116.6	118.4	119.1	119.5	119.3	118.1
Primary products		2611-P	12/82	125.0	123.4	122.7	122.2	122.0	122.2	124.2	125.2	127.1	127.8	128.3	128.0	126.7
Sulfate woodpulp, including soda		2611-3	12/82	114.9	112.8	112.0	111.2	111.3	111.8	113.5	115.9	117.6	118.5	118.9	118.8	116.7
Sulfite and other woodpulp		2611-4	12/99	86.1	90.5	87.5	84.7	84.9	85.2	85.6	85.9	86.3	86.2	85.4	85.4	85.4
Pulp, other than wood, and pulp mill byproducts		2611-5	06/88	125.4	122.2	121.0	122.3	120.1	123.3	125.4	125.5	127.2	128.7	130.4	129.1	129.4
Secondary products and miscellaneous receipts		2611-SM														
Secondary products		2611-S														
Paper mill products except building paper	262		06/81	144.1	144.9	143.4	143.5	143.2	142.4	143.2	143.4	143.7	144.4	146.1	145.9	145.7

See footnotes at end of table.

Table 3. Producer price indexes for the net output of selected industries and their products, 2002¹—Continued

Industry and product	Industry code	Product code	Index base	Annual Average	January	February	March	April	May	June	July	August	September	October	November	December
Paper mills	2621		06/81	144.1	144.8	143.4	143.4	143.2	142.3	143.1	143.4	143.6	144.3	146.0	145.8	145.7
Primary products		2621-P	06/81	144.0	145.0	143.5	143.6	143.4	142.5	142.8	143.2	143.4	144.0	145.8	145.7	145.5
Tissue paper and sanitary paper stock		2621-A	06/81	150.7	148.9	149.1	149.0	149.0	148.9	150.6	151.0	151.7	152.4	152.6	152.7	152.6
Newsprint		2621-1	06/81	109.8	118.0	110.3	110.6	109.8	102.7	104.5	104.9	105.8	108.8	116.6	113.9	112.2
Groundwood paper, uncoated		2621-2	06/81	107.8	113.2	113.6	114.6	104.3	107.9	107.1	107.2	108.0	103.4	104.4	104.8	104.8
Clay coated printing and converting paper		2621-3	06/81	152.7	154.9	153.7	153.6	152.9	152.2	151.9	151.6	150.8	151.1	153.0	153.2	153.6
Clay coated groundwood		2621-315	12/99	96.5	98.7	97.8	97.6	97.0	96.0	95.8	95.5	94.6	94.5	96.6	96.7	96.6
Clay coated freesheet and prime coated body stock		2621-329	12/99	98.0	98.7	98.0	98.1	97.8	97.8	97.6	97.5	97.3	97.7	98.2	98.4	98.9
Uncoated free sheet		2621-4	06/81	143.4	141.7	141.6	141.8	143.1	143.4	143.4	143.9	143.7	144.1	144.4	144.9	145.0
Bond and all writing paper		2621-438	12/99	102.4	99.4	99.9	100.3	102.0	102.5	102.7	103.1	103.0	103.5	104.0	104.5	104.3
Publication and printing paper, all types		2621-456	12/99	103.6	104.6	104.1	103.9	103.7	103.2	103.1	103.2	103.2	103.4	103.3	103.5	103.6
Cover and text papers and other converting and misc. uncoated freesheet		2621-489	12/99	103.4	103.8	103.0	102.9	103.3	103.6	103.4	103.9	103.4	103.2	103.2	103.3	104.0
Cotton fiber paper and thin paper		2621-6	06/81	178.1	178.7	178.7	178.7	178.7	177.8	177.8	177.8	177.8	177.8	177.8	177.8	177.8
Unbleached kraft packaging and industrial converting paper		2621-7	06/81	213.4	214.0	208.7	205.2	205.1	205.1	205.1	216.6	216.6	221.5	221.0	221.0	221.0
Packaging and industrial converting paper, except unbleached kraft		2621-8	06/81	145.7	145.1	145.0	144.8	144.8	144.8	144.8	145.0	146.9	146.8	146.8	146.8	146.8
Secondary products and miscellaneous receipts		2621-SM														
Secondary products		2621-S	06/81	127.5	126.1	124.6	124.8	123.0	123.3	129.3	128.0	129.2	130.8	131.3	130.4	129.9
Paperboard mill products		2631-S	06/81	170.7	169.1	167.1	167.3	164.9	165.3	172.4	170.2	172.3	175.0	175.8	174.6	173.9
Paperboard mills	263		12/82	179.5	179.2	179.1	177.6	177.8	175.9	176.0	177.2	181.6	182.1	182.6	182.8	182.0
Paperboard mills	2631		12/82	179.7	179.4	179.2	177.7	178.0	176.1	176.1	177.4	181.7	182.3	182.7	183.0	182.1
Primary products		2631-P	12/82	171.0	171.0	170.9	169.2	169.5	167.5	167.6	168.3	172.9	173.5	174.0	174.2	173.3
Unbleached kraft packaging and industrial converting paperboard (>80% virgin wood pulp)		2631-1	12/82	165.7	164.2	164.1	162.4	162.6	162.6	162.6	162.7	168.1	169.1	170.1	170.1	169.1
Bleached packaging and industrial converting paperboard (>80% virgin wood pulp)		2631-2	12/82	160.5	160.5	160.4	159.2	160.6	160.0	160.3	160.3	160.5	161.0	160.5	161.5	161.3
Semicemical paperboard (>75% virgin wood pulp)		2631-3	12/82	164.3	163.2	163.0	159.4	159.1	159.1	158.7	159.6	169.2	170.1	170.1	170.1	170.1
Recycled paperboard		2631-4	12/82	190.0	192.3	191.9	190.6	190.5	184.5	184.5	186.5	191.9	191.9	192.2	192.4	191.1
Secondary products and miscellaneous receipts		2631-SM														
Secondary products		2631-S	12/82	233.9	230.5	230.6	230.6	230.3	230.3	230.3	237.3	237.3	237.3	237.7	237.7	237.7
Papermill products		2621-S	12/88	131.8	129.5	129.6	129.6	129.4	129.4	129.4	133.9	133.9	133.9	134.2	134.2	134.2
Paperboard containers and boxes	265		12/84	157.0	157.5	156.5	156.0	156.0	155.7	155.8	155.8	156.4	157.8	158.7	158.8	158.6
Setup paperboard boxes	2652		12/83	168.8	167.7	167.7	168.1	168.9	168.9	168.9	169.0	169.3	169.3	169.3	169.3	169.3
Primary products		2652-P	12/83	166.7	165.5	165.5	166.0	166.8	166.8	166.8	167.0	167.3	167.3	167.3	167.3	167.3
Setup paperboard boxes (classified by end use)		2652-1	12/83	166.7	165.5	165.5	166.0	166.8	166.8	166.8	167.0	167.3	167.3	167.3	167.3	167.3
Department stores and other retail stores		2652-131	12/83	181.7	178.3	178.3	178.6	182.8	182.8	182.8	182.8	182.8	182.8	182.8	182.8	182.8
Confections		2652-141	12/83	145.9	145.0	145.0	146.1	146.1	146.1	146.1	146.1	146.1	146.1	146.1	146.1	146.1
Cosmetics, including soap		2652-151	12/83	121.0	121.0	121.0	121.0	121.0	121.0	121.0	121.0	121.0	121.0	121.0	121.0	121.0
Stationery and office supplies		2652-161	12/83	170.8	170.0	170.0	170.9	170.9	170.9	170.9	170.9	170.9	170.9	170.9	170.9	170.9
All other end uses, n.e.c.		2652-198	12/83	180.9	179.7	179.7	180.4	180.4	180.4	180.4	180.8	181.8	181.8	181.8	181.8	181.8
Secondary products and miscellaneous receipts		2652-SM														
Secondary products		2652-S	12/83	192.5	192.5	192.5	192.5	192.5	192.5	192.5	192.5	192.5	192.5	192.5	192.5	192.5
Corrugated and solid fiber boxes	2653		03/80	193.2	195.1	192.9	192.3	191.7	191.0	191.1	191.0	192.1	194.6	195.6	195.4	195.2
Primary products		2653-P	03/80	195.2	197.5	195.2	194.5	193.8	193.2	193.2	192.7	193.6	196.2	197.6	197.4	197.3
Corrugated and solid fiber boxes, including pallets		2653-5	03/80	195.2	197.5	195.2	194.5	193.8	193.2	193.2	192.7	193.6	196.2	197.6	197.4	197.3
Corrugated shipping containers for food and beverages, and carryout boxes for re		2653-511	03/80	184.8	186.8	187.2	185.9	185.1	184.2	184.4	182.0	182.4	184.3	185.2	185.2	184.9
Corrugated shipping containers for paper and allied products		2653-513	03/80	197.9	196.4	196.2	196.7	196.7	195.1	195.1	195.9	198.8	199.9	202.4	200.5	200.6

See footnotes at end of table.

Table 3. Producer price indexes for the net output of selected industries and their products, 2002¹—Continued

Industry and product	Industry code	Product code	Index base	Annual Average	January	February	March	April	May	June	July	August	September	October	November	December
Corrugated and solid fiber boxes—Continued																
Corrugated shipping containers for metal and electrical products		2653-517	06/02	(²)	(²)	(²)	(²)	(²)	(²)	100.0	100.6	100.7	101.1	101.8	101.9	101.8
Corrugated shipping containers for all other end uses not specified		2653-519	03/80	200.0	203.5	199.7	198.8	197.7	197.2	197.2	197.5	198.0	201.6	202.8	202.9	202.9
Other corrugated and solid fiber products, including point-of-purchase displays		2653-558	06/02	(²)	(²)	(²)	(²)	(²)	(²)	100.0	99.0	100.0	101.4	102.7	102.6	102.7
Corrugated paperboard in sheets and rolls, lined and unlined		2653-567	03/80	180.0	185.8	178.3	178.3	176.8	176.8	176.8	177.0	178.5	182.2	183.2	183.2	183.2
Secondary products and miscellaneous receipts		2653-SM														
Miscellaneous receipts		2653-M	06/02	(²)	(²)	(²)	(²)	(²)	(²)	100.0	106.3	107.5	108.5	104.0	102.8	101.8
Secondary products		2653-S	12/90	118.7	116.3	116.3	116.3	116.3	116.3	116.3	116.3	122.0	122.0	122.0	122.0	122.0
Fiber cans, drums, and similar products	2655		12/85	180.6	176.0	176.6	176.5	177.1	177.1	179.6	183.7	183.7	183.2	184.0	184.8	184.8
Primary products		2655-P	12/85	183.8	179.3	180.0	179.9	179.9	179.9	182.7	187.2	187.2	186.7	187.5	187.8	187.8
Paperboard fiber drums with ends of any material		2655-1	12/85	179.2	172.7	172.7	172.7	172.7	172.7	184.9	184.9	184.9	182.2	182.4	182.4	185.3
Fiber cans, tubes, and similar fiber products		2655-2	12/85	184.7	180.8	181.6	181.5	181.5	181.5	181.8	187.6	187.6	187.6	188.4	188.9	188.2
Fiber cans, all fiber and composite		2655-221	12/85	159.4	156.8	159.1	159.1	159.1	159.1	159.1	159.1	159.1	159.1	161.2	161.2	161.2
Food products		2655-221A	12/85	(²)	167.0	169.4	169.4	169.4	169.4	(²)	169.4	(²)	(²)	(²)	(²)	(²)
All other food products, excluding pet food		2655-22113	12/85	(²)	194.4	197.3	197.3	197.3	197.3	197.3	197.3	197.3	(²)	(²)	(²)	(²)
Non-food products		2655-221B														
All other non-food products, including pet food		2655-22117	12/85	126.0	126.0	126.0	126.0	126.0	126.0	126.0	126.0	126.0	126.0	126.0	126.0	126.0
Fiber cores and tubes		2655-231	12/85	199.7	194.8	194.8	194.6	194.6	194.6	195.2	204.4	204.4	204.4	204.6	205.4	204.3
Paperboard cones, reels, spools, bobbins, blocks and other products		2655-271	12/85	179.0	177.8	177.8	177.8	177.8	177.8	177.8	180.2	180.0	180.0	180.2	180.2	180.2
Secondary products and miscellaneous receipts		2655-SM														
Secondary products		2655-S	12/85	145.4	140.4	140.4	140.4	145.3	145.3	146.3	145.8	145.8	145.8	147.3	150.7	150.7
Sanitary food containers	2656		06/85	179.0	176.4	178.6	176.6	180.6	180.6	179.3	177.2	175.9	176.3	180.9	184.0	181.1
Primary products		2656-P	06/85	175.5	173.0	175.2	173.2	177.2	177.2	175.9	172.5	172.5	172.9	177.4	180.4	177.6
Cups and liquid-tight containers		2656-2	06/85	203.2	198.6	203.3	198.7	205.6	205.6	203.7	199.9	199.4	199.9	206.9	210.5	205.8
Drinking cups and portion serving cups		2656-235	06/85	206.1	200.7	206.6	200.9	209.4	(²)	207.1	202.3	(²)	202.4	209.6	214.2	208.3
Other sanitary food containers, boards, and trays, except folding		2656-5	06/85	144.3	144.4	143.2	144.9	144.9	144.9	144.3	144.5	142.3	142.3	143.6	146.0	145.8
Pressed plates, dishes, spoons and similar products		2656-511	06/85	148.9	148.6	147.3	149.5	149.5	149.5	148.8	147.5	147.7	147.7	148.4	151.2	150.8
Folding paperboard boxes	2657		12/83	146.6	146.2	146.0	146.0	146.1	146.3	146.8	146.4	146.7	147.2	147.2	147.3	147.2
Primary products		2657-P	12/83	145.8	145.3	145.1	145.1	145.2	145.5	146.0	145.6	145.9	146.4	146.4	146.5	146.5
Folding paperboard boxes, except sanitary food containers, classified by end use		2657-1	12/83	146.4	145.8	145.7	145.7	145.8	146.2	146.8	146.3	146.4	146.9	146.9	147.1	147.0
Dry food and produce, incl. pet and animal food		2657-114	12/83	134.5	135.9	135.1	135.1	134.7	134.7	134.4	132.6	133.1	134.6	134.6	134.6	134.3
Bottled and canned beverages		2657-121	12/83	(²)	(²)	(²)	(²)	(²)	(²)	(²)	(²)	(²)	132.8	132.0	132.1	132.3
Soaps and detergents		2657-131	12/83	116.0	114.8	114.8	116.3	116.3	116.3	116.3	116.3	116.3	116.3	116.3	116.0	116.1
Hardware and household supplies		2657-151	12/83	162.8	161.4	160.3	160.4	160.4	160.4	161.6	161.6	161.6	165.4	166.9	166.9	166.9
Cosmetics and medicinal products		2657-171	12/83	140.5	140.1	140.1	140.2	140.2	140.7	140.7	140.6	140.8	140.8	140.5	140.5	140.5
Cosmetics		2657-17101	12/83	131.4	131.4	131.4	131.4	131.4	131.4	131.4	131.4	131.4	131.4	131.4	131.4	131.4
Medicinal products		2657-17102	12/83	145.6	144.9	144.9	145.1	145.1	146.0	145.9	146.2	146.2	145.7	145.7	145.7	145.7
Paper goods or products, including book mailers		2657-181	12/83	149.5	150.0	150.0	149.5	149.5	149.5	149.5	149.5	149.5	149.2	149.2	149.2	149.2
Folding carry-out boxes and trays for retail food		2657-195	12/88	116.1	115.7	115.7	115.5	115.5	114.9	119.8	119.8	114.9	114.9	114.9	116.0	116.0
All other end uses, n.e.c.		2657-198	12/83	168.4	167.0	167.3	167.1	168.2	168.2	168.8	167.6	169.6	169.6	169.2	169.2	169.2
Folding sanitary containers for liquid, moist, oily or perishable foods		2657-2	06/85	130.6	130.5	130.3	130.2	130.2	130.0	130.0	130.1	130.8	131.4	131.4	131.4	131.3
Bakery, fresh		2657-201	06/85	135.5	135.2	135.2	135.2	135.2	135.2	135.2	135.2	136.0	136.0	135.8	135.8	135.8
Butter and ice cream packages and food pails		2657-202	06/85	179.9	179.8	180.4	179.8	179.6	179.3	179.3	180.0	180.0	180.0	180.6	180.4	180.1
Other, including frozen foods		2657-204	12/88	100.7	100.4	100.1	100.1	100.1	100.1	100.1	100.1	100.9	101.6	101.6	101.6	101.6
Secondary products and miscellaneous receipts		2657-SM														

See footnotes at end of table.

Table 3. Producer price indexes for the net output of selected industries and their products, 2002¹—Continued

Industry and product	Industry code	Product code	Index base	Annual Average	January	February	March	April	May	June	July	August	September	October	November	December
Folding paperboard boxes—Continued																
Secondary products		2657-S	12/83	148.9	149.2	149.2	149.2	148.7	148.7	148.7	148.9	148.9	148.9	148.9	148.9	148.9
Converted paper and paperboard products, except containers and boxes	267		06/93	112.1	112.4	111.9	111.7	112.6	111.7	111.8	111.8	111.9	111.9	111.8	112.7	112.7
Paper coated and laminated, packaging	2671		06/93	118.4	119.5	119.5	119.6	118.2	118.2	118.2	117.8	117.7	118.3	118.2	117.9	117.9
Primary products		2671-P	12/87	138.9	140.5	140.5	140.7	138.8	138.8	138.8	138.5	138.4	138.4	138.0	137.5	137.5
Single web paper (coated rolls and sheets including waxed)		2671-1	12/87	140.9	140.8	140.7	141.1	140.9	140.8	140.8	140.0	140.0	140.4	141.9	141.9	141.9
Single web film (coated rolls and sheets including coextruded)		2671-2	12/87	127.4	127.8	127.8	128.0	128.0	128.0	128.0	128.0	127.7	127.7	126.1	126.1	126.1
Multiweb laminated rolls and sheets ex paper/paper and foil		2671-4	12/87	148.6	150.6	150.6	150.6	150.6	150.6	150.6	149.3	149.3	148.1	148.1	142.6	142.6
Secondary products and miscellaneous receipts		2671-SM														
Secondary products		2671-S	06/93	119.3	118.4	118.4	118.4	118.4	118.4	118.4	117.1	117.1	120.7	122.1	122.1	122.1
Paper coated and laminated, n.e.c.	2672		06/93	111.9	112.9	113.1	112.1	112.1	111.4	111.4	111.8	111.4	111.5	111.6	111.9	111.8
Primary products		2672-P	12/87	133.6	133.8	134.1	134.0	133.9	133.5	133.5	133.7	133.0	133.2	133.3	133.8	133.6
Printing paper coated at establishments other than where paper was produced		2672-1	12/82	170.3	172.6	172.9	171.0	171.0	169.5	169.5	169.5	169.5	169.5	169.5	169.5	169.5
Pressure sensitive products		2672-3	12/82	144.1	144.4	144.7	144.7	144.6	144.3	144.3	144.1	143.1	143.4	143.3	144.0	143.7
Single-faced tape		2672-301	12/87	140.2	140.5	140.3	140.6	140.5	140.4	140.4	140.5	139.6	139.8	140.0	140.2	140.0
Pressure sensitive base stock for labels		2672-381	04/83	159.3	159.8	161.5	160.9	160.6	160.1	160.2	159.0	157.0	157.8	157.0	159.2	158.7
Other pressure sensitive products, n.e.c.		2672-398	06/99	101.0	101.2	101.2	101.2	101.2	100.9	100.9	100.9	100.9	100.9	100.9	100.9	100.9
Other coated and processed papers, except for packaging uses		2672-4	12/82	154.6	154.0	154.0	154.1	154.1	153.2	153.2	155.0	155.0	155.0	155.8	155.8	155.8
Secondary products and miscellaneous receipts		2672-SM														
Miscellaneous receipts		2672-M	06/93	116.5	117.7	117.7	117.7	117.7	115.9	115.9	115.9	115.9	115.9	115.9	116.1	116.1
Resales		2672-Z89	07/93	114.7	116.1	116.1	116.1	116.1	113.9	113.9	113.9	113.9	113.9	113.9	114.2	114.2
Secondary products		2672-S	06/93	114.0	121.0	121.0	113.0	113.0	110.3	110.3	113.3	113.3	113.3	113.3	113.4	113.4
Plastics, foil and coated paper bags	2673		12/83	166.1	166.2	165.2	165.9	165.6	165.7	166.3	166.8	165.1	166.1	167.1	166.9	166.8
Primary products		2673-P	12/83	166.9	167.1	166.2	167.0	166.6	166.6	167.1	167.7	165.6	166.6	167.6	167.5	167.3
Specialty bags and liners, single web film		2673-2	12/83	142.2	142.6	142.0	142.5	142.3	142.0	142.6	143.2	140.9	141.5	142.5	142.4	142.2
Specialty bags and liners, multiweb laminations and foil		2673-3	12/83	147.2	146.2	144.0	145.6	144.3	145.7	145.6	145.6	147.6	150.4	150.3	150.5	150.6
Secondary products and miscellaneous receipts		2673-SM														
Miscellaneous receipts		2673-M	12/90	140.6	141.3	140.4	141.2	141.0	141.8	141.8	139.7	139.8	140.4	139.4	140.9	139.5
Resales		2673-Z89	12/90	108.1	108.1	108.1	108.1	108.1	108.1	108.1	108.1	108.1	108.1	108.1	108.1	108.1
Secondary products		2673-S	12/83	139.8	138.7	136.3	137.2	137.5	138.8	139.1	140.2	141.1	141.7	143.2	142.0	142.3
Uncoated paper and multiwall bags	2674		12/90	112.4	112.1	111.5	111.5	111.4	111.4	110.9	112.3	113.0	112.8	113.4	114.2	113.7
Primary products		2674-P	12/90	114.1	113.4	113.1	113.1	113.1	113.0	112.8	114.3	114.9	114.7	115.4	116.2	115.7
Uncoated paper bags		2674-1	12/83	228.4	224.1	222.2	222.1	222.1	221.9	221.6	229.7	233.0	231.8	235.4	240.0	237.1
Grocers' bags and sacks		2674-111	12/83	238.3	230.4	228.8	228.6	228.6	228.4	227.8	239.8	245.7	243.0	249.1	257.5	251.3
Variety bags		2674-112	12/83	157.5	157.7	150.4	150.4	150.4	150.4	150.4	161.9	159.8	162.4	164.2	164.2	167.3
Other uncoated bags		2674-115	12/83	186.7	186.2	186.2	186.2	186.2	186.1	186.1	186.1	187.3	187.2	187.5	187.5	187.5
Shipping sacks and multiwall bags		2674-2	12/83	198.4	198.7	198.7	198.7	198.7	198.7	198.7	198.1	198.1	198.1	198.1	198.1	198.1
Single and double wall		2674-211	12/83	172.4	173.1	173.1	173.1	173.1	173.1	171.8	171.8	171.8	171.8	171.8	171.8	171.8
Multiwall (three or more plies)		2674-212	12/83	204.0	204.3	204.3	204.3	204.3	204.3	203.8	203.8	203.8	203.8	203.8	203.8	203.8
Secondary products and miscellaneous receipts		2674-SM														
Die-cut paper and paperboard	2675		12/84	139.8	139.5	139.7	139.4	139.3	139.3	139.4	139.2	139.9	140.1	140.5	140.9	140.2
Primary products		2675-P	12/84	141.1	141.2	141.2	140.9	140.8	140.8	140.9	140.7	140.9	140.8	141.3	141.8	141.1
Die-cut paper and paperboard office supplies		2675-1	12/89	100.1	100.3	100.1	100.1	100.1	100.0	100.0	100.0	100.0	100.0	100.0	100.0	100.0
File folders		2675-113	12/89	111.9	112.3	111.9	112.0	112.0	111.9	111.9	111.9	111.9	111.9	111.9	111.9	111.9

See footnotes at end of table.

Table 3. Producer price indexes for the net output of selected industries and their products, 2002¹—Continued

Industry and product	Industry code	Product code	Index base	Annual Average	January	February	March	April	May	June	July	August	September	October	November	December
Die-cut paper and paperboard—Continued																
Other file folders, including file pockets and jackets ...		2675-11303	12/89	114.2	114.8	114.2	114.4	114.4	114.4	114.1	114.0	114.0	114.0	114.0	114.0	114.2
Hanging and expandable file folders, all types and materials		2675-11304	12/97	112.2	112.3	112.1	112.2	112.2	112.0	112.3	112.3	112.3	112.3	112.3	112.3	112.2
Other office supplies, including index cards, report covers, etc.		2675-199	12/84	123.7	124.0	123.9	123.7	123.7	123.5	123.7	123.7	123.7	123.7	123.7	123.7	123.7
Die-cut paper and paperboard except office supplies		2675-2	12/89	117.5	117.5	117.6	116.6	116.5	118.2	117.9	118.1	118.0	118.4	117.8	118.7	114.1
Pasted, lined, laminated, or surface coated paperboard		2675-3	12/84	178.7	178.7	179.0	178.5	178.3	177.8	178.1	177.7	178.2	177.8	179.4	180.5	179.9
Secondary products and miscellaneous receipts		2675-SM														
Miscellaneous receipts		2675-M														
Secondary products		2675-S	12/84	132.2	131.8	132.3	132.3	132.3	132.3	132.3	132.3	132.4	131.9	131.9	132.0	132.0
Sanitary paper products																
Primary products	2676		06/83	149.8	149.6	147.9	147.9	152.5	149.5	150.1	149.1	150.0	149.7	148.5	151.3	151.3
Sanitary napkins and tampons		2676-P	06/83	149.4	149.2	147.4	147.4	152.3	149.1	149.8	148.7	149.6	149.3	148.0	151.0	151.1
Sanitary napkins		2676-1	06/83	205.8	205.8	205.8	205.8	205.8	205.8	205.8	205.8	205.8	205.8	205.8	205.8	205.8
Sanitary tissue paper products		2676-114	06/83	(¹)	93.9	93.9	(¹)	93.9	(¹)	(¹)	(¹)	(¹)	93.9	93.9	93.9	93.9
Facial tissues and handkerchiefs, including sputum wipes		2676-4	06/83	149.3	149.5	146.3	146.3	154.7	149.2	150.5	148.6	150.2	149.7	145.8	150.4	150.5
Paper table napkins, bulk & dispenser, industrial and retail		2676-41	06/90	(¹)	100.0	100.9	107.4	(¹)	(¹)	(¹)	(¹)	(¹)	(¹)	(¹)	(¹)	(¹)
Toilet tissue		2676-42	06/83	153.2	153.7	147.3	153.3	157.2	155.6	148.1	151.9	154.6	154.1	154.9	153.3	154.0
Paper towels		2676-44	06/83	150.0	153.8	147.4	143.0	162.7	149.4	155.2	149.3	148.6	146.5	138.9	152.5	153.0
Secondary products and miscellaneous receipts		2676-47	06/83	163.6	159.5	161.3	162.7	162.7	162.6	163.2	163.7	165.9	167.6	165.8	164.8	163.9
Secondary products		2676-SM														
Other secondary products		2676-S														
		2676-SSS	06/83	158.3	158.1	158.1	158.1	158.1	158.1	158.1	158.1	158.4	158.4	158.4	158.5	158.5
Envelopes																
Primary products	2677		12/84	128.8	130.9	129.6	129.3	128.7	128.4	127.9	129.0	128.2	127.8	128.0	128.1	130.2
Envelopes, all types		2677-P	12/84	126.7	128.9	127.6	127.2	126.5	126.2	125.6	126.9	126.0	125.6	125.8	125.9	128.1
Secondary products and miscellaneous receipts		2677-1	12/84	126.7	128.9	127.6	127.2	126.5	126.2	125.6	126.9	126.0	125.6	125.8	125.9	128.1
		2677-SM														
Stationery products																
Primary products	2678		06/85	146.8	146.8	147.0	146.7	146.7	146.5	146.6	146.5	146.9	146.9	146.9	146.8	147.0
Stationery		2678-P	06/85	157.3	157.4	157.6	157.1	157.1	157.1	157.1	157.0	157.7	157.4	157.4	157.4	157.4
Tablets and related products		2678-1	06/85	154.8	154.5	155.0	155.0	155.0	155.0	155.0	155.0	155.3	155.3	154.2	154.2	154.2
Legal pads		2678-2	06/85	158.7	158.8	159.1	158.5	158.4	158.4	158.4	158.3	159.1	158.7	158.9	158.9	158.9
Tablets and pads, except legal pads		2678-212	06/85	173.3	174.5	174.5	174.4	174.1	174.1	174.1	171.9	171.9	172.2	172.9	172.5	172.1
Notebooks		2678-213	06/85	173.5	173.1	173.5	173.6	173.6	173.6	173.6	173.6	173.6	173.6	173.2	173.4	173.1
Looseleaf fillers (school and commercial types)		2678-235	06/85	129.9	129.9	130.0	130.0	129.9	129.9	129.9	129.9	129.9	129.8	129.9	129.8	129.9
Wrapped ream papers		2678-245	06/85	194.7	193.4	195.1	194.7	194.7	194.7	194.7	194.7	194.7	194.7	194.8	194.8	194.7
Other tablets and related products		2678-251	06/85	148.3	148.9	148.9	146.9	146.9	146.9	146.9	146.9	146.9	148.3	149.9	149.9	149.9
Secondary products and miscellaneous receipts		2678-298	06/85	147.3	147.5	147.7	147.7	147.7	147.7	147.7	147.7	147.7	147.7	146.3	146.3	146.3
Miscellaneous receipts		2678-SM														
Secondary products		2678-M	06/85	(¹)	133.5	132.8	133.5	133.5	133.5	133.5	(¹)	(¹)	(¹)	(¹)	(¹)	(¹)
Envelopes		2678-S	06/85	124.2	124.4	124.4	124.4	124.4	124.1	124.1	124.1	124.1	124.1	124.1	124.1	124.5
Other secondary products		2677-S	06/90	92.0	92.0	92.0	92.0	92.0	92.0	92.0	92.0	92.0	92.0	92.0	92.0	92.0
		2678-SSS	06/85	139.4	139.7	139.7	139.7	139.7	139.2	139.2	139.2	139.2	139.2	139.2	139.2	139.7
Converted paper and paperboard products, n.e.c.																
Primary products	2679		06/85	130.8	131.4	131.5	130.6	130.2	129.8	129.9	130.3	130.5	130.3	130.5	132.4	132.2
Wallcoverings		2679-P	06/85	130.5	131.3	131.3	130.2	129.8	129.4	129.4	130.1	130.0	130.0	130.2	132.4	132.3
Gift wrap paper		2679-1	06/85	123.5	121.9	121.9	121.9	121.9	121.9	121.9	125.8	125.8	124.8	124.8	124.8	124.8
Paper business machine supplies and other miscellaneous office supplies		2679-2	06/85	138.1	137.5	137.5	137.5	137.5	137.5	137.5	138.7	138.7	138.7	138.7	138.7	138.7
Pressed and molded pulp goods		2679-3	06/85	112.9	112.3	112.4	111.8	110.3	109.9	109.9	109.9	109.9	109.9	111.0	123.6	123.6
Other converted paper and paperboard products		2679-4	06/85	138.8	140.5	140.0	140.4	138.2	138.1	138.4	138.2	138.5	138.0	138.4	138.5	138.6
		2679-5	06/90	122.4	123.9	124.2	122.3	122.5	121.8	121.8	121.7	122.1	122.1	122.1	122.3	122.0

See footnotes at end of table.

Table 3. Producer price indexes for the net output of selected industries and their products, 2002¹—Continued

Industry and product	Industry code	Product code	Index base	Annual Average	January	February	March	April	May	June	July	August	September	October	November	December
Converted paper and paperboard products, n.e.c. —Continued																
Secondary products and miscellaneous receipts		2679-SM														
Miscellaneous receipts		2679-M	06/85	137.7	137.8	137.8	137.8	137.8	137.8	137.8	137.8	137.8	137.8	137.8	137.2	137.2
Miscellaneous receipts		2679-MM	06/85	137.7	137.8	137.8	137.8	137.8	137.8	137.8	137.8	137.8	137.8	137.8	137.2	137.2
Secondary products		2679-S	06/85	129.5	129.6	129.6	129.6	129.9	129.9	129.9	129.6	129.6	129.6	129.6	129.6	127.9
Printing, publishing, and allied industries	27		12/84	193.0	192.0	192.1	192.1	192.6	192.6	192.9	193.1	193.2	193.4	193.6	194.0	194.1
Newspaper publishing	271		12/79	381.9	378.2	379.9	379.9	380.4	381.0	381.4	381.9	382.1	383.3	384.4	385.1	385.0
Newspaper publishing	2711		12/79	381.8	378.1	379.8	379.8	380.3	380.9	381.4	381.9	382.1	383.2	384.4	385.1	385.0
Primary products		2711-P	12/79	389.4	385.3	387.2	387.2	387.7	388.4	388.9	389.4	389.7	390.9	392.1	392.8	392.7
Sales of daily and Sunday newspapers		2711-1	12/79	287.1	284.0	286.3	286.2	286.1	286.2	286.4	287.5	287.5	287.4	288.9	289.2	289.1
Advertisement in daily and Sunday newspapers		2711-2	12/79	425.9	421.1	422.9	423.3	424.1	425.0	425.7	426.1	426.3	427.7	428.8	429.8	429.7
Sales of weekly and other newspapers		2711-3	06/99	105.9	104.7	105.2	105.6	105.6	106.2	106.3	106.3	106.3	106.3	106.3	106.3	106.3
Advertisement in weekly and other newspapers		2711-4	06/99	112.1	112.0	112.2	111.2	111.2	111.4	111.4	111.4	111.6	113.1	113.3	113.5	113.5
Secondary products and miscellaneous receipts		2711-SM														
Secondary products		2711-S	12/79	251.4	251.7	251.7	251.7	251.7	251.7	251.0	251.0	251.0	251.0	251.3	251.3	251.3
Commercial printing, lithographic		2752-S	12/94	116.4	116.4	116.4	116.4	116.4	116.4	116.4	116.4	116.4	116.4	116.4	116.4	116.4
Periodical publishing	272		12/79	320.4	315.8	317.4	316.9	319.7	319.7	320.9	321.5	321.5	322.1	322.4	323.7	323.8
Periodical publishing	2721		12/79	320.4	315.8	317.3	316.9	319.7	319.6	320.8	321.4	321.5	322.1	322.4	323.7	323.8
Primary products		2721-P	12/79	331.1	326.6	328.5	328.0	331.2	331.0	331.1	331.9	331.9	332.6	333.0	333.6	333.7
Farm periodicals: receipts from subscriptions, sales, and advertising		2721-1	12/79	171.7	168.9	169.4	169.4	169.4	169.4	169.4	174.2	174.2	174.2	174.2	174.2	174.2
Specialized business & professional periodicals: receipts from subscriptions		2721-3	12/79	333.4	327.2	332.0	332.4	332.4	334.1	334.1	334.4	334.8	335.1	335.1	334.4	334.6
Specialized business and professional periodicals: receipts from advertising		2721-4	12/79	344.6	340.6	345.2	342.2	344.2	344.4	344.4	345.3	345.7	345.7	345.7	345.8	345.9
General and consumer periodicals: receipts from advertising		2721-6	12/79	440.8	436.4	437.5	437.4	443.2	439.9	441.9	443.5	438.4	441.4	442.2	443.9	443.5
General and consumer periodicals: receipts from subscriptions		2721-7	12/79	284.4	280.0	280.0	280.0	286.3	286.9	284.9	284.9	284.9	284.9	285.6	287.3	286.8
General and consumer periodicals: receipts from single copy sales		2721-8	12/79	259.6	253.4	253.3	254.4	254.4	257.0	257.0	257.0	265.4	265.2	265.2	265.2	267.0
Other periodicals, except shopping news, catalogs, or directories, n.e.c.		2721-9	12/79	250.2	250.0	250.0	250.0	250.0	250.0	250.0	250.0	250.4	250.3	250.3	250.3	250.3
Secondary products and miscellaneous receipts		2721-SM														
Miscellaneous receipts		2721-M	12/79	253.4	251.6	251.6	251.6	251.6	251.6	251.6	251.6	251.6	251.6	251.6	262.4	262.4
Contracts and other miscellaneous receipts		2721-XY9	06/99	106.5	105.8	105.8	105.8	105.8	105.8	105.8	105.8	105.8	105.8	105.8	110.3	110.3
Secondary products		2721-S	12/79	245.9	236.8	236.8	236.8	236.8	238.0	252.3	252.3	252.3	252.3	252.3	252.3	252.3
Books	273		12/84	201.5	199.3	197.7	200.4	200.3	200.9	201.1	201.7	202.6	202.9	203.0	204.0	204.1
Book publishing	2731		12/80	273.0	269.5	267.2	271.3	271.2	272.2	272.6	273.4	274.7	275.1	275.4	276.8	276.9
Primary services		2731-P	12/80	273.3	269.7	266.6	271.7	271.5	272.7	273.1	274.2	275.2	275.2	275.5	276.9	277.0
Textbook publishing, including teachers' editions		2731-1	12/80	406.4	399.0	399.0	398.6	398.5	402.4	403.1	406.3	410.6	409.9	412.1	418.9	418.9
Elementary textbooks		2731-1A	12/80	461.8	455.5	455.5	453.8	457.9	457.9	457.9	468.5	465.9	470.3	470.3	470.3	470.3
Hardbound		2731-111	12/80	458.2	456.4	456.4	454.3	456.3	456.3	456.3	456.3	456.3	458.1	463.9	463.9	463.9
Paperbound		2731-112	12/80	(²)	453.8	453.8	453.8	464.4	(²)	(²)	(²)	(²)	491.5	(²)	(²)	(²)
College textbooks		2731-1C	12/80	378.9	368.6	368.6	368.6	366.7	372.8	374.3	381.1	385.1	384.8	385.5	395.4	395.4
Hardbound		2731-115	12/80	358.9	346.3	346.3	346.3	345.8	352.1	352.5	363.0	366.9	366.8	367.7	376.5	376.5
Paperbound		2731-116	12/80	438.7	435.4	435.4	435.4	429.0	434.8	439.4	435.0	439.3	438.5	438.5	451.7	451.7
Workbooks		2731-12	12/80	404.5	405.0	405.0	405.0	404.3	404.3	404.3	404.3	404.3	404.5	404.5	404.5	404.5

See footnotes at end of table.

Table 3. Producer price indexes for the net output of selected industries and their products, 2002¹—Continued

Industry and product	Industry code	Product code	Index base	Annual Average	January	February	March	April	May	June	July	August	September	October	November	December
Book printing—Continued																
Technical, scientific, and professional books, printing and binding		2732-4	06/93	103.1	101.9	101.9	101.9	103.4	103.6	103.6	103.5	103.5	103.5	103.5	103.5	103.5
Hardbound		2732-417	06/93	112.4	112.2	112.2	112.2	112.2	112.5	112.5	112.5	112.5	112.5	112.5	112.5	112.5
Paperbound		2732-418	06/93	100.3	98.9	98.9	98.9	100.7	100.8	100.8	100.8	100.8	100.8	100.8	100.8	100.8
Religious books, printing and binding		2732-5	06/93	98.3	101.5	101.2	99.3	97.4	97.4	96.4	97.4	97.4	97.9	98.0	98.0	98.0
Paperbound		2732-535	06/93	114.4	116.5	115.7	115.7	113.5	113.6	113.6	113.6	113.6	114.2	114.3	114.3	114.3
General books (trade etc.) printing and binding		2732-6	06/93	105.2	106.9	106.9	106.1	104.7	104.8	104.2	104.8	104.8	104.8	104.7	104.9	104.9
Adult trade books (fiction and nonfiction)		2732-6B	06/93	101.2	104.0	104.0	102.7	100.4	100.4	99.5	100.4	100.4	100.4	100.4	100.7	100.7
Hardbound		2732-645	06/93	99.1	103.2	103.3	101.4	98.0	98.0	97.0	98.0	98.0	98.0	98.0	98.0	98.0
Paperbound		2732-646	06/93	104.5	105.5	105.4	104.9	104.2	104.3	103.3	104.3	104.3	104.1	104.2	104.9	104.9
Mass market paperbound books, rack size, distributed predominantly to mass market outlets		2732-644	06/93	116.2	116.0	116.0	115.9	115.9	116.5	116.5	116.5	116.5	116.5	116.1	116.1	116.1
Other books and pamphlets, n.e.c., printing and binding		2732-7	06/93	120.4	120.4	120.0	120.3	120.5	120.5	120.5	120.4	120.6	120.3	120.4	120.4	120.4
Other reference books		2732-7A	06/93	125.9	125.7	125.7	125.7	125.7	125.8	125.8	125.8	125.8	125.8	126.1	126.1	126.3
Paperbound		2732-755	06/93	129.3	129.3	129.3	129.3	129.3	129.3	129.3	129.3	129.3	129.3	129.4	129.4	129.4
All other books, n.e.c (including music books, university press books, etc.)		2732-7B	06/93	121.2	120.7	120.3	120.9	121.5	121.5	121.5	121.5	121.8	121.3	121.3	121.3	121.3
Hardbound		2732-756	06/93	133.0	129.7	131.0	131.0	133.4	133.4	133.4	133.4	134.0	134.0	134.0	134.0	134.0
Paperbound		2732-757	06/93	108.4	110.4	108.5	109.7	108.4	108.4	108.4	108.4	108.4	107.5	107.5	107.5	107.5
Pamphlets, printing only or printing and binding		2732-762	06/93	124.4	125.8	125.1	124.9	124.5	124.2	124.1	124.1	123.9	123.9	123.9	123.9	123.9
Secondary products and miscellaneous receipts		2732-SM														
Secondary products		2732-S	12/83	147.4	148.0	147.9	147.9	147.9	148.3	147.8	146.6	146.6	146.6	147.0	147.0	147.0
Miscellaneous publishing	274		06/84	217.7	215.3	215.3	215.8	216.5	216.8	217.2	217.4	218.1	218.6	219.6	220.3	221.4
Miscellaneous publishing	2741		06/84	217.7	215.3	215.3	215.8	216.5	216.8	217.2	217.4	218.1	218.6	219.6	220.3	221.4
Primary products		2741-P	06/84	219.7	217.2	217.2	217.7	218.4	218.7	219.1	219.3	220.2	220.6	221.8	222.5	223.7
Telephone directories		2741-A	09/84	224.9	221.2	221.2	221.9	223.0	223.5	223.7	223.9	225.5	226.0	229.5	231.9	231.9
Catalogs and other directories		2741-B	06/84	188.2	187.6	187.0	187.0	187.0	187.0	187.8	188.8	188.4	189.5	189.2	189.8	189.8
Business service publications		2741-2	06/84	227.8	223.8	223.8	223.8	224.9	225.3	229.9	229.8	229.2	229.2	230.1	229.9	234.4
Patterns, including clothing patterns		2741-4	08/84	162.5	155.5	155.5	155.5	162.1	164.4	165.2	165.2	165.2	165.2	165.2	165.2	165.2
Shopping news, publishing		2741-6	06/84	247.2	247.2	247.2	247.2	247.2	247.2	247.2	247.2	247.2	247.2	247.2	247.4	247.4
Other miscellaneous publishing		2741-7	06/84	238.5	238.4	238.7	239.7	238.9	238.3	238.1	238.2	238.3	239.1	239.1	238.5	236.3
Micropublishing in microform, including original and republished material		2741-797	06/84	209.2	208.1	208.1	208.1	209.0	209.0	209.9	209.7	209.7	209.7	209.7	209.5	209.5
Other miscellaneous publishing nec, including multimedia kits, almanacs, and map		2741-799	06/97	123.4	123.4	123.6	124.2	123.7	123.3	123.2	123.2	123.3	123.7	123.7	123.4	122.1
Secondary products and miscellaneous receipts		2741-SM														
Secondary products		2741-S	06/84	188.1	188.2	186.8	188.1	188.1	188.1	190.0	190.5	186.3	189.8	186.6	187.3	187.3
Commercial printing	275		12/84	144.1	144.6	144.4	143.7	144.2	144.2	144.2	144.2	144.0	144.0	143.8	143.8	143.8
Commercial printing, lithographic	2752		06/82	157.0	157.7	157.7	156.7	157.2	157.1	157.1	157.2	156.7	156.7	156.5	156.4	156.5
Primary products		2752-P	06/82	156.9	157.7	157.7	156.6	157.4	157.2	157.1	157.1	156.6	156.6	156.4	156.4	156.5
Magazine and periodical printing; lithographic		2752-1	06/82	129.3	129.8	129.6	129.1	129.0	128.9	128.7	128.7	129.8	129.3	129.3	129.5	129.0
Label and wrapper printing; lithographic		2752-2	06/82	141.1	141.1	141.1	141.1	141.1	141.1	141.2	141.2	141.2	141.1	141.1	141.1	141.1
Catalog and directory printing; lithographic		2752-3	06/82	136.7	137.8	137.8	136.8	137.1	136.5	136.2	136.2	136.4	136.4	136.5	136.5	136.6
Financial and legal printing; lithographic		2752-4	06/82	165.2	167.3	167.3	167.2	168.8	168.8	168.6	168.6	161.4	161.4	161.4	161.4	160.6
Advertising printing; lithographic		2752-5	06/82	147.0	147.8	147.8	146.0	147.5	147.5	147.4	147.1	146.6	146.6	146.4	146.4	146.2
Direct mail advertising lith. printing; incl. circulars/letters/pamphlets, etc.		2752-513	12/88	122.6	122.2	122.2	122.1	123.0	123.0	122.9	122.7	122.5	122.5	122.5	122.5	122.4
Display and all other advertising printing; lithographic		2752-529	12/01	99.4	100.5	100.4	98.7	99.8	99.8	99.8	99.5	99.1	99.1	98.9	98.9	98.7
Other general printing jobs; lithographic		2752-6	06/82	203.2	203.6	203.6	203.0	203.1	203.1	203.1	203.6	202.9	202.9	202.8	202.6	204.0
Quick Printing		2752-661	12/01	99.7	100.0	100.0	99.4	99.6	99.6	99.6	99.7	99.8	99.8	99.8	99.8	99.8

See footnotes at end of table.

Table 3. Producer price indexes for the net output of selected industries and their products, 2002¹—Continued

Industry and product	Industry code	Product code	Index base	Annual Average	January	February	March	April	May	June	July	August	September	October	November	December
Commercial printing, lithographic—Continued																
All other general job printing; lithographic		2752-663	12/01	100.2	100.4	100.4	100.1	100.1	100.1	100.1	100.4	100.0	99.9	99.9	99.7	100.7
Secondary products and miscellaneous receipts		2752-SM														
Miscellaneous receipts		2752-M	06/82	140.3	140.7	140.7	140.8	138.6	138.6	138.6	141.2	141.7	141.9	140.2	140.2	140.2
Secondary products		2752-S	06/82	163.0	163.0	163.0	163.0	163.0	163.0	163.0	163.0	163.0	163.0	163.0	163.0	163.0
Commercial printing, gravure	2754		06/82	104.0	104.4	104.0	103.9	104.4	104.1	104.3	103.8	103.9	103.8	103.8	103.8	103.7
Primary products		2754-P	06/82	102.4	102.8	102.4	102.3	102.8	102.4	102.7	102.2	102.3	102.1	102.2	102.1	102.1
Magazine and periodical printing, gravure		2754-1	08/82	(¹)	(¹)	(¹)	(¹)	(¹)	(¹)	(¹)	91.9	92.0	92.0	92.0	92.0	92.0
Label and wrapper printing, gravure		2754-2	06/82	127.5	127.9	127.0	126.9	128.0	127.0	127.0	127.2	127.8	127.8	127.8	127.5	127.5
Catalog and directory printing, gravure		2754-3	12/96	(¹)	(¹)	(¹)	(¹)	(¹)	(¹)	(¹)	105.8	105.8	105.8	105.8	105.8	(¹)
Advertising printing, gravure		2754-5	12/96	97.8	98.0	98.0	98.0	98.0	98.0	98.0	98.0	98.0	97.4	97.4	97.3	97.3
Other commercial printing, gravure		2754-6	06/82	112.5	113.4	111.7	111.0	113.4	111.8	113.4	112.6	112.4	112.2	112.4	112.8	112.3
Secondary products and miscellaneous receipts		2754-SM														
Commercial printing, n.e.c.	2759		06/82	169.9	169.5	168.9	169.0	169.1	169.7	169.9	170.0	170.5	170.5	170.4	170.4	170.4
Primary products		2759-P	12/88	129.6	129.2	128.6	128.8	128.9	129.4	129.6	129.7	130.1	130.1	130.1	130.1	130.1
Digital & other nonimpact printing (exc quick printing); incl. laser/ink-jet		2759-D	12/96	110.0	109.3	109.3	109.4	109.7	109.7	109.9	110.3	110.4	110.4	110.3	110.3	110.3
Engraving		2759-E	12/84	195.9	195.4	195.4	195.4	196.1	196.1	196.1	196.1	196.1	196.1	196.1	196.1	196.1
Flexographic printing		2759-F	12/96	104.2	105.3	104.0	104.1	104.0	104.0	104.3	104.4	104.2	104.2	104.2	104.2	104.2
Label and wrapper printing; flexographic		2759-F11	12/01	99.1	100.1	98.7	98.8	98.8	98.8	99.1	99.1	99.1	99.1	99.1	99.1	99.1
All other flexographic printing; n.e.c.		2759-F31	12/01	99.4	100.0	100.0	100.0	100.0	100.0	100.0	100.0	98.6	98.6	98.6	98.7	98.7
Label and wrapper printing; letterpress		2759-2	06/82	177.3	168.6	168.6	168.6	168.6	180.4	180.4	182.1	182.1	182.1	182.1	182.1	182.1
Advertising printing; letterpress		2759-5	12/96	(¹)	100.0	100.0	(¹)	(¹)	(¹)	(¹)	(¹)	(¹)	(¹)	(¹)	(¹)	(¹)
Other general job printing; letterpress		2759-6	06/82	195.1	192.3	192.3	192.3	192.3	192.8	192.8	192.8	198.8	198.8	198.8	198.8	198.8
Screen process printing, except textiles		2759-7	06/82	139.6	139.0	139.0	139.6	139.6	139.7	139.8	139.8	139.8	139.8	139.8	139.8	139.8
Screen printed labels		2759-731	12/01	100.0	100.0	100.0	100.0	100.0	100.0	100.0	100.0	100.0	100.0	100.0	100.0	100.0
Screen printed display advertising and advertising specials		2759-733	12/01	100.3	100.0	100.0	100.4	100.4	100.4	100.4	100.4	100.4	100.4	100.4	100.4	100.4
Screen printed decalcomanias and pressure-sensitives incl. bumper stickers		2759-735	12/01	100.7	99.6	99.6	100.7	101.0	101.0	101.0	101.0	101.0	101.0	101.0	101.0	101.0
All other screen printing; except on textiles		2759-737	12/01	100.2	100.0	100.0	100.1	100.1	100.2	100.4	100.4	100.4	100.5	100.4	100.3	100.3
Secondary products and miscellaneous receipts		2759-SM														
Miscellaneous receipts		2759-M	12/96	121.9	121.9	121.9	122.0	122.0	122.0	122.0	121.9	121.9	121.9	121.7	121.7	121.7
Secondary products		2759-S	06/82	180.9	181.0	181.0	180.9	180.9	180.9	180.9	180.9	180.9	180.9	180.9	180.9	180.9
Manifold business forms	276		12/83	199.6	197.4	198.1	197.5	197.2	197.2	200.4	201.2	201.0	200.9	201.0	201.8	201.9
Manifold business forms	2761		12/83	199.7	197.5	198.1	197.6	197.2	197.2	200.5	201.2	201.1	201.0	201.0	201.9	202.0
Primary products		2761-P	12/83	199.9	199.7	200.5	199.8	199.4	199.4	199.5	200.1	200.1	200.0	200.0	200.1	200.3
Unit set forms, loose or bound		2761-2	12/83	222.0	221.7	223.5	222.7	221.7	221.2	221.4	221.4	221.4	221.6	222.3	222.4	222.4
Stock, including imprinted		2761-21	12/83	(¹)	(¹)	(¹)	221.3	221.3	221.3	221.3	(¹)	(¹)	(¹)	(¹)	(¹)	(¹)
Custom printed		2761-25	12/83	223.0	222.7	224.8	223.9	222.7	222.1	222.4	222.4	222.5	223.4	223.5	223.5	223.5
Carbon		2761-253	12/83	263.0	264.3	264.0	264.7	261.4	261.4	262.0	262.0	262.0	262.2	264.1	264.1	264.1
Carbonless		2761-255	12/83	186.4	185.3	188.6	186.8	186.8	185.9	186.0	186.0	186.0	186.1	186.4	186.6	186.6
Manifold books and pegboard accounting systems		2761-3	12/83	195.6	191.6	191.6	195.6	195.6	195.6	195.8	196.6	196.6	196.8	196.8	197.5	197.5
Pegboard accounting systems		2761-31	12/83	(¹)	204.0	204.0	214.7	214.7	(¹)	(¹)	(¹)	(¹)	(¹)	(¹)	(¹)	(¹)
Sales and other manifold books		2761-32	12/83	186.5	185.4	185.4	185.4	185.4	185.7	185.7	187.4	187.0	187.3	187.3	188.4	188.4
Stock		2761-322	12/83	(¹)	(¹)	190.7	190.7	190.7	(¹)	190.7	(¹)	(¹)	(¹)	(¹)	(¹)	(¹)
Custom		2761-323	12/83	185.9	185.5	185.5	185.5	185.5	185.9	185.9	185.9	185.5	185.8	185.8	187.2	187.2
Custom continuous business forms		2761-5	12/83	182.5	182.7	183.3	182.1	181.9	182.1	182.2	182.9	183.0	182.7	182.4	182.4	182.2
Custom printed business forms		2761-58	12/83	178.5	179.0	179.7	178.2	177.9	177.9	178.0	178.8	178.9	178.6	178.2	178.2	178.3
One part		2761-581	12/83	195.6	195.9	195.9	195.6	195.4	195.4	195.5	195.7	195.7	194.9	195.5	195.5	195.7
Multiple parts		2761-582	12/83	171.9	172.5	173.5	171.5	171.1	171.2	171.3	172.3	172.3	172.3	171.5	171.5	171.6
Carbon		2761-5822	12/83	161.8	167.5	167.2	161.5	160.5	160.5	160.9	160.9	161.1	161.1	160.2	160.2	160.2

See footnotes at end of table.

Table 3. Producer price indexes for the net output of selected industries and their products, 2002¹—Continued

Industry and product	Industry code	Product code	Index base	Annual Average	January	February	March	April	May	June	July	August	September	October	November	December
Manifold business forms—Continued																
Carbonless		2761-5824	12/83	159.7	158.2	159.7	159.2	159.2	159.3	159.3	160.6	160.6	160.5	159.8	159.8	159.9
Stock continuous business forms		2761-7	12/83	208.5	207.9	207.9	207.9	207.9	207.9	207.9	208.9	208.9	208.9	208.9	208.9	210.0
All other stock forms		2761-78	12/83	156.5	156.1	156.1	156.1	156.1	156.1	156.1	156.8	156.8	156.8	156.8	156.8	157.7
Secondary products and miscellaneous receipts																
Secondary products		2761-SM														
Lithographic commercial printing		2761-S	12/83	129.6	128.6	128.6	128.7	128.7	128.7	128.7	130.7	129.6	129.5	129.4	132.1	132.1
Other secondary products		2752-S	12/83	147.2	145.4	145.4	145.5	145.6	145.6	145.6	149.2	148.4	147.6	146.3	150.8	150.8
		2761-SSS	12/83	99.5	99.4	99.4	99.4	99.4	99.4	99.4	99.4	98.3	98.8	99.9	100.5	100.5
Greeting card publishing	277		12/85	180.6	190.0	190.0	186.1	185.9	179.5	179.5	175.8	176.0	176.0	176.0	176.1	176.1
Greeting card publishing	2771		12/85	180.7	190.0	190.1	186.2	186.0	179.7	179.7	176.0	176.2	176.2	176.2	176.2	176.2
Primary products		2771-P	12/85	192.1	193.0	193.0	192.9	192.7	192.4	192.4	191.2	191.5	191.5	191.5	191.6	191.6
Publishers' sales		2771-1	12/85	193.7	194.2	194.2	194.4	194.2	194.2	194.2	193.0	193.3	193.3	193.3	193.3	193.3
Christmas cards: counter and packaged, including boxed		2771-114	06/01	121.3	122.4	122.5	123.4	122.8	122.8	122.8	119.0	120.0	120.0	120.0	120.0	120.0
Valentine cards: counter cards and packaged, including boxed		2771-123	06/01	140.6	140.8	140.8	140.5	140.5	140.5	140.5	140.5	140.5	140.5	140.5	140.8	140.8
Mother's Day cards		2771-126	06/01	100.0	100.0	100.0	100.0	100.0	100.0	100.0	100.0	100.0	100.0	100.0	100.0	100.0
Seasonal cards other than Christmas, Valentine, and Mother's Day		2771-131	06/01	100.5	100.7	100.7	100.7	100.5	100.5	100.5	100.5	100.3	100.3	100.3	100.3	100.3
Everyday cards: counter cards and packaged, including boxed		2771-134	12/85	190.5	190.5	190.5	190.5	190.5	190.5	190.5	190.5	190.5	190.5	190.5	190.5	190.5
Secondary products and miscellaneous receipts		2771-SM														
Secondary products		2771-S	12/85	129.1	155.9	155.9	144.2	144.2	125.1	125.1	116.5	116.5	116.5	116.5	116.5	116.5
Blankbooks, looseleaf binders, and bookbinding and related work	278		06/85	164.5	164.2	164.2	164.4	164.3	164.2	164.2	164.3	164.4	164.5	165.0	165.0	165.2
Blankbooks and looseleaf binders	2782		06/85	169.9	169.5	169.6	169.9	170.0	169.9	169.9	170.1	170.1	170.0	170.0	170.0	170.1
Primary products		2782-P	06/85	167.5	166.9	167.4	167.4	167.5	167.4	167.4	167.6	167.6	167.6	167.6	167.6	167.6
Looseleaf binders and devices		2782-2	06/85	144.0	142.6	143.9	144.1	144.1	144.2	144.2	144.2	144.2	144.2	144.2	144.2	144.2
Checkbooks, inserts and refills, excluding continuous forms and die cut		2782-3	06/85	184.9	185.0	185.0	185.1	185.1	184.6	184.6	184.9	184.9	184.9	184.9	184.9	184.9
Blankbook making, except checkbooks		2782-4	12/91	115.5	115.3	114.9	114.6	115.2	115.7	115.8	115.8	115.8	115.7	115.7	115.7	116.1
Secondary products and miscellaneous receipts		2782-SM														
Miscellaneous receipts		2782-M	02/97	91.0	89.9	90.9	91.1	91.1	91.1	91.1	91.1	91.1	91.1	91.1	91.1	91.1
Secondary products		2782-S	06/85	183.2	185.0	180.1	182.7	183.4	183.4	183.4	183.4	183.4	183.4	183.4	183.4	183.4
Bookbinding and related work	2789		12/85	146.8	146.7	146.7	146.5	146.2	146.1	146.1	146.1	146.3	146.4	147.9	147.9	148.4
Primary products		2789-P	12/85	145.3	145.1	145.1	144.9	144.9	144.7	144.7	144.7	144.7	144.9	146.4	146.4	147.0
Edition, library, trade and other hardcover binding		2789-1	12/85	148.4	147.4	147.4	147.4	147.4	147.4	147.4	147.4	147.4	148.2	151.0	151.0	150.9
Edition binding, hardbound		2789-11	12/91	117.9	116.9	116.9	116.9	116.9	116.9	116.9	116.9	116.9	116.9	120.7	120.7	120.7
Library binding; incl. prebinding, rebinding, and other hardcover binding of periodicals		2789-12	12/85	157.5	156.6	156.6	156.6	156.6	156.6	156.6	156.6	156.6	158.1	159.5	159.5	159.3
Other book and pamphlet binding and related work		2789-2	12/85	144.4	144.4	144.4	144.1	144.1	144.0	144.0	144.0	144.0	144.0	145.2	145.2	146.0
Soft cover binding of books (49 pages or more)		2789-22	12/85	114.1	113.3	113.3	113.3	112.7	112.7	112.7	112.7	112.7	112.7	117.4	117.4	117.4
Adhesive binding		2789-221	12/91	117.2	116.9	116.9	116.9	116.9	116.9	116.9	116.9	116.9	116.9	118.2	118.2	118.2
Mechanical binding		2789-222	12/91	99.6	98.4	98.4	98.4	98.4	97.3	97.3	97.3	97.3	97.3	104.9	104.9	104.9
Pamphlet and other soft cover binding		2789-23	12/85	122.3	122.2	122.2	122.2	122.2	122.2	122.2	122.2	122.2	122.2	122.2	122.2	123.6
Mechanical binding		2789-232	12/91	122.5	122.4	122.4	122.4	122.4	122.4	122.4	122.4	122.4	122.4	122.4	122.4	124.1
Sample books, swatches, and cards; color, carpet, upholstery, drapes, etc.		2789-24	12/91	142.9	143.4	143.4	142.8	142.8	142.8	142.8	142.8	142.8	142.8	142.8	142.8	142.8
Miscellaneous bookbinding work and related service operations or material printed elsewhere		2789-25	12/85	149.9	149.7	149.7	149.7	149.7	149.7	149.7	149.7	149.7	149.7	149.7	149.7	151.9
Secondary products		2789-S	12/85	207.7	(²)	212.4	212.4	203.5	203.5	203.5	203.5	208.1	208.1	208.1	208.1	208.1

See footnotes at end of table.

Table 3. Producer price indexes for the net output of selected industries and their products, 2002¹—Continued

Industry and product	Industry code	Product code	Index base	Annual Average	January	February	March	April	May	June	July	August	September	October	November	December
Service Industries for the printing trade	279		06/85	115.1	114.9	115.9	115.7	115.6	115.7	115.6	115.6	115.6	114.3	114.1	113.8	113.8
Typesetting	2791		06/85	125.3	126.9	126.9	126.5	126.4	126.4	126.4	126.4	126.4	123.5	123.1	122.5	122.5
Primary products		2791-P	06/85	124.7	126.3	126.3	125.9	125.8	125.9	125.8	125.8	125.8	122.7	122.2	121.6	121.6
Photographic typesetting, including phototypesetting and photolettering		2791-2	06/85	125.4	127.2	127.2	126.7	126.6	126.7	126.6	126.6	126.6	123.5	123.0	122.3	122.3
With capability to integrate text and graphics		2791-211	06/85	124.1	125.9	125.9	125.3	125.3	125.3	125.3	125.3	125.3	121.7	121.7	121.0	121.0
All other phototypesetting		2791-212	06/85	138.6	139.8	139.8	139.8	139.8	139.8	139.8	139.8	139.8	139.8	139.8	135.0	135.0
Secondary products		2791-S	06/85	135.1	135.1	135.1	135.1	135.1	135.1	135.1	135.1	135.1	135.1	135.1	135.1	135.1
Platemaking services	2796		12/85	109.1	107.5	109.3	109.3	109.3	109.3	109.3	109.3	109.3	109.3	109.3	109.3	109.3
Primary products		2796-P	12/85	105.6	105.2	105.7	105.7	105.7	105.7	105.7	105.7	105.6	105.7	105.7	105.7	105.7
Lithographic plates, prepared for printing		2796-1	12/85	107.3	107.6	107.6	107.6	107.6	107.6	107.6	107.6	107.6	107.0	107.0	107.0	107.0
Lithographic platemarking services		2796-2	12/85	98.6	98.6	98.6	98.6	98.6	98.6	98.6	98.6	98.6	98.6	98.6	98.6	98.6
Color corrected positives or negatives on film		2796-23	12/85	(²)	(²)	(²)	(²)	(²)	(²)	(²)	(²)	96.6	96.6	96.6	96.6	96.6
All other lithographic platemarking services		2796-24	06/02	(²)	(²)	(²)	(²)	(²)	(²)	100.0	100.0	100.0	100.0	100.0	100.0	100.0
Platemaking services, except lithographic		2796-3	12/90	118.3	116.4	118.4	118.4	118.4	118.4	118.4	118.4	118.4	118.4	118.4	118.4	118.4
Secondary products and miscellaneous receipts		2796-SM														
Miscellaneous receipts		2796-M	12/90	(²)	(²)	(²)	(²)	(²)	(²)	(²)	(²)	129.2	129.2	129.2	129.2	129.2
Secondary products		2796-S	12/85	(²)	(²)	(²)	(²)	(²)	(²)	(²)	(²)	187.2	187.2	187.2	187.2	187.2
Chemicals and allied products	28		12/84	157.3	154.0	154.3	155.1	155.9	156.3	157.0	158.5	158.6	158.7	159.6	159.7	159.3
Industrial inorganic chemicals	281		12/84	135.0	135.7	134.9	134.3	134.5	132.8	133.6	133.7	134.9	135.4	135.7	136.7	137.1
Alkalies and chlorine	2812		12/80	137.5	141.7	133.4	126.9	127.6	118.6	128.3	129.5	140.5	147.1	148.2	150.5	157.1
Primary products		2812-P	12/80	117.3	119.7	113.8	107.7	105.8	101.8	107.4	110.0	120.5	127.4	127.2	131.9	135.0
Chlorine		2812-1	12/80	82.9	39.2	37.8	36.3	39.4	54.3	70.2	81.7	103.7	128.2	129.7	137.6	136.3
Sodium hydroxide (caustic soda)		2812-3	12/80	119.0	158.2	147.7	137.8	131.4	109.8	108.6	105.5	108.5	103.6	102.0	104.5	110.2
Other alkalies		2812-5	12/80	111.5	106.6	107.1	105.4	106.7	113.5	113.5	112.5	113.6	113.2	113.2	114.6	117.8
Secondary products and miscellaneous receipts		2812-SM														
Industrial gases	2813		06/81	160.4	164.3	164.0	163.1	163.7	160.7	156.8	156.5	157.4	158.2	159.2	160.6	159.8
Primary products		2813-P	06/81	153.9	156.5	155.6	153.9	154.0	150.6	152.1	151.7	152.8	153.6	154.8	156.3	155.4
Acetylene		2813-2	06/81	184.0	182.8	184.4	191.1	183.7	183.6	183.8	183.5	184.1	184.4	178.2	183.7	184.5
Carbon dioxide		2813-3	06/81	(²)	159.1	159.1	159.1	159.1	159.1	159.1	159.1	159.1	(²)	(²)	(²)	(²)
Liquid & gas		2813-311	06/81	(²)	166.7	166.7	166.7	166.7	166.7	(²)	(²)	(²)	(²)	(²)	(²)	(²)
Nitrogen		2813-5	06/81	101.5	99.9	100.2	100.2	100.4	100.3	102.5	99.8	99.5	100.0	103.4	105.0	107.2
Oxygen		2813-6	06/81	164.3	170.9	169.7	162.8	164.0	163.1	160.2	162.6	162.6	163.8	163.2	164.3	164.2
Liquid		2813-622	06/81	119.1	125.1	128.7	117.9	119.3	118.0	113.0	116.7	115.9	117.7	117.7	119.3	(²)
Other industrial gases		2813-7	06/81	191.1	199.5	196.0	195.6	194.8	179.9	184.6	187.1	193.1	194.1	191.7	193.2	183.0
Secondary products and miscellaneous receipts		2813-SM														
Miscellaneous receipts		2813-M	06/81	270.7	289.8	294.5	302.0	307.3	307.3	249.6	249.6	249.6	249.6	249.6	249.6	249.9
Resales		2813-Z89	06/81	237.9	254.7	258.8	265.5	270.1	270.1	219.4	219.4	219.4	219.4	219.4	219.4	219.7
Inorganic pigments	2816		06/83	147.1	149.3	148.9	146.6	147.4	146.5	146.1	147.0	147.0	146.8	146.3	146.7	146.8
Primary products		2816-P	06/83	144.7	147.0	146.5	144.1	144.0	143.7	144.4	144.4	144.4	143.8	144.3	144.4	144.4
Titanium dioxide		2816-1	06/83	145.5	148.0	147.1	144.2	145.0	144.3	144.0	145.2	145.1	146.1	145.2	145.8	145.7
White opaque inorganic pigments		2816-2	06/90	79.3	81.8	81.8	81.8	81.8	81.8	81.8	81.8	81.8	74.2	74.2	74.2	74.2
Chrome colors and other inorganic pigments		2816-3	06/83	153.4	154.5	155.6	154.2	155.4	153.2	152.9	153.2	151.8	152.0	152.4	152.9	
Chrome colors		2816-311	12/01	97.1	100.0	98.1	94.7	98.2	97.2	95.6	95.7	99.9	96.0	97.1	96.6	96.3
Iron oxide pigments		2816-331	06/83	178.0	173.6	176.7	175.3	179.3	179.0	180.0	179.7	178.8	179.2	178.8	178.1	178.1
All other inorganic pigments n.e.c.		2816-399	12/97	91.5	93.8	94.5	94.2	93.1	90.7	90.4	90.9	90.1	89.3	89.4	90.3	91.0
Secondary products and miscellaneous receipts		2816-SM														
Secondary products		2816-S	06/83	151.8	(²)	(²)	(²)	152.8	152.4	150.8	150.7	151.1	151.1	151.1	151.1	151.1

See footnotes at end of table.

Table 3. Producer price indexes for the net output of selected industries and their products, 2002¹—Continued

Industry and product	Industry code	Product code	Index base	Annual Average	January	February	March	April	May	June	July	August	September	October	November	December
Industrial inorganic chemicals, n.e.c.	2819		12/82	141.7	140.9	140.8	141.3	141.3	140.6	141.9	141.7	142.0	141.8	142.0	143.0	143.0
Primary products		2819-P	12/82	128.5	127.7	127.6	128.2	128.2	127.5	128.6	128.6	128.9	128.7	128.8	129.8	129.8
Sulfuric acid (new and fortified)		2819-3	12/82	118.1	114.4	107.9	114.5	114.5	114.5	114.7	121.6	122.1	123.0	123.0	123.5	123.5
Other inorganic acids (except sulfuric, nitric, and phosphoric)		2819-4	12/82	(²)	(²)	(²)	(²)	(²)	(²)	84.8	84.1	83.5	82.4	80.9	80.4	79.7
Aluminum oxide, except natural alumina		2819-5	12/82	140.1	138.6	140.6	141.6	143.0	142.9	142.1	140.9	140.0	138.5	137.2	136.9	138.9
Other aluminum compounds, n.e.c.		2819-6	12/82	131.0	130.8	131.0	131.0	131.0	131.0	131.0	131.0	131.0	131.0	131.0	131.0	131.0
Potassium and sodium compounds (except bleaches, alkalis and alums)		2819-7	12/82	135.3	137.3	134.7	137.2	136.2	135.3	136.2	133.5	134.6	134.8	134.6	135.1	134.2
Inorganic chemical catalytic preparations, n.e.c.		2819-8	12/82	133.0	131.8	133.0	133.0	133.0	133.0	133.0	133.0	133.0	133.0	133.3	133.3	133.3
Other industrial inorganic chemicals, n.e.c.		2819-9	12/82	117.3	115.5	115.9	115.7	115.7	115.4	117.4	117.7	118.0	117.9	118.3	119.9	119.9
Secondary products and miscellaneous receipts		2819-SM														
Miscellaneous receipts		2819-M	07/87	(²)	(²)	(²)	(²)	(²)	(²)	133.5	134.6	135.2	135.2	135.9	135.5	138.2
Secondary products		2819-S	12/82	199.8	201.9	201.9	200.8	200.2	200.2	201.6	197.5	198.0	197.9	198.9	200.0	198.3
Plastic materials and synthetic resins, rubbers, and non-glass fibers	282		12/84	119.7	116.1	115.4	115.6	116.1	117.0	118.1	121.9	122.5	122.8	124.3	123.4	122.6
Plastic materials and resins	2821		12/80	148.9	142.7	141.2	141.7	143.0	144.1	146.2	153.4	154.2	154.3	156.6	155.1	153.9
Primary products		2821-P	12/80	139.1	129.5	128.8	130.8	133.5	136.2	138.5	144.2	145.3	145.7	147.3	145.9	144.0
Thermoplastic resins		2821-3	12/80	134.7	123.5	122.9	125.4	129.1	131.7	134.2	140.8	141.7	142.0	143.5	142.0	139.6
Acrylic resins		2821-301	12/86	116.6	116.3	116.3	116.3	116.3	116.3	116.3	116.3	116.3	116.6	117.2	117.2	117.2
Polyester resins saturated		2821-321	12/80	154.8	155.8	155.1	155.4	154.8	153.5	153.9	155.4	153.9	155.4	153.7	153.7	156.5
Polyethylene resins		2821-332	12/98	125.0	112.1	108.7	112.4	118.7	120.6	122.5	136.1	134.9	134.9	135.5	133.3	130.1
Polypropylene resins		2821-351	12/80	108.7	105.5	106.6	102.2	105.5	109.2	110.8	113.4	114.2	115.2	115.1	113.1	113.5
Styrene plastics materials		2821-361	12/80	108.5	97.4	97.5	99.9	100.6	102.8	104.2	106.5	114.3	114.2	123.8	122.9	118.1
Vinyl and vinylidene resins		2821-371	12/80	136.6	109.6	116.4	123.0	129.7	136.4	143.2	150.1	150.1	150.1	146.9	143.7	140.4
Other thermoplastic resins		2821-389	12/98	108.3	106.8	106.8	105.2	106.2	107.5	108.1	109.5	109.0	109.6	110.7	110.0	110.0
Thermosetting resins		2821-4	12/80	163.0	162.6	160.9	159.9	157.1	160.3	161.8	162.2	164.2	165.1	167.1	167.1	167.5
Secondary products and miscellaneous receipts		2821-SM														
Miscellaneous receipts		2821-M	12/98	97.9	97.5	98.2	97.8	97.8	97.8	98.3	97.7	98.1	97.7	98.0	98.1	98.1
Secondary products		2821-S	12/80	210.4	232.7	225.0	213.0	203.2	190.7	191.2	209.9	208.6	206.8	214.7	211.7	216.8
Synthetic rubber	2822		06/81	119.1	118.9	118.1	117.2	116.7	117.2	117.9	118.3	118.9	120.7	121.7	123.0	121.4
Primary products		2822-P	06/81	122.7	122.1	121.1	120.4	119.8	120.8	121.3	121.5	122.6	124.9	125.7	126.9	125.0
Styrene butadiene (SBR)		2822-1	06/81	104.1	100.4	97.3	97.9	97.4	101.5	101.0	101.6	104.3	110.3	112.0	113.3	111.8
Styrene butadiene - solid		2822-111	06/81	103.2	97.9	93.7	94.8	94.1	100.0	99.3	100.4	103.9	112.2	113.4	115.3	113.1
Styrene butadiene - latex		2822-112	06/81	111.2	111.2	110.6	110.3	109.9	109.9	109.9	109.5	110.0	110.9	113.8	113.8	113.8
Ethylene propylene (including EPDM)		2822-4	12/81	115.8	120.8	124.4	119.8	116.4	112.0	114.7	112.9	114.6	114.3	113.9	120.4	105.8
Nitrile (including NBR)		2822-6	06/81	140.5	144.5	144.5	144.5	144.5	144.5	144.5	144.5	136.6	136.6	136.6	136.6	136.6
Nitrile - solid		2822-611	06/81	140.5	144.5	144.5	144.5	144.5	144.5	144.5	144.5	136.6	136.6	136.6	136.6	136.6
Other synthetic elastomers (including butyl, isoprene, neoprene, silicone rubbers)		2822-8	06/81	145.0	146.1	145.4	144.5	144.5	144.5	144.5	144.8	144.8	145.6	145.2	145.2	145.2
Secondary products		2822-S	06/81	113.4	115.0	114.7	113.0	112.7	110.6	112.7	114.0	111.9	111.5	114.2	115.5	115.6
Noncellulosic manmade fibers	2824		06/81	101.2	100.9	102.2	102.1	101.1	102.6	101.4	100.2	100.7	100.7	101.2	100.4	100.6
Primary products		2824-P	06/81	102.1	102.8	101.7	101.4	101.3	101.4	101.6	102.3	102.2	102.2	102.8	103.0	102.4
Nylon and other polyamide fibers		2824-1	12/89	96.1	100.3	96.6	94.9	94.2	94.8	94.8	96.1	96.0	95.8	96.1	96.6	96.5
Polyester		2824-3	12/89	95.1	94.4	94.5	95.7	95.1	95.1	95.2	95.1	95.1	95.1	95.3	95.3	95.1
Yarn, except producer textured (industrial and textile)		2824-311	06/81	113.0	111.4	111.4	113.3	113.3	113.3	113.3	113.3	113.3	113.3	113.3	113.3	113.3
Staple, tow and waste (fiberfill and other)		2824-332	06/98	88.8	89.6	90.1	90.1	88.2	88.2	88.6	88.2	88.2	88.2	89.0	89.0	88.2
Polytetrafluoroethylene		2824-4	12/89	118.5	118.1	117.9	117.9	117.9	117.9	117.9	119.0	119.0	119.0	119.0	119.0	119.0
Other noncellulosic manmade fibers (except glass, carbon, and graphite)		2824-5	12/89	98.1	93.4	93.4	93.4	93.4	93.4	(²)	100.7	100.7	100.7	105.0	105.0	105.0
Producer textured noncellulosic manmade fibers		2824-6	06/81	110.5	(²)	110.9	110.2	111.1	111.0	111.4	110.4	110.2	110.4	110.5	110.6	109.1
Secondary products and miscellaneous receipts		2824-SM														

See footnotes at end of table.

Table 3. Producer price indexes for the net output of selected industries and their products, 2002¹—Continued

Industry and product	Industry code	Product code	Index base	Annual Average	January	February	March	April	May	June	July	August	September	October	November	December
Drugs	283		12/84	226.3	223.2	224.0	225.1	225.3	225.1	225.6	226.4	226.8	227.3	228.4	228.5	229.5
Medicinal chemicals and botanical products (in bulk)	2833		06/82	135.9	135.5	136.4	135.8	136.0	135.6	135.8	136.3	135.9	136.5	135.9	135.5	136.0
Primary products		2833-P	06/82	131.4	130.8	131.8	131.1	131.4	131.0	131.2	131.8	131.2	132.4	131.7	131.2	131.3
Synthetic organic medicinal chemicals, in bulk		2833-1	06/82	131.9	131.1	131.1	131.1	131.1	131.2	131.2	132.7	132.7	132.7	132.7	132.8	132.8
Central stimulants and depressants		2833-131	06/82	77.3	77.3	77.3	77.3	77.3	77.3	77.3	77.3	77.3	77.3	77.3	(²)	(²)
All other synthetic organic medicinal chemicals		2833-161	06/82	100.6	100.6	100.6	100.6	100.6	100.6	100.6	100.6	100.6	100.6	100.6	100.7	100.7
Other medicinal chemicals and botanical products, in bulk, n.e.c.		2833-3	06/82	123.9	124.0	128.7	125.5	126.7	124.7	125.8	123.1	120.2	125.6	122.5	119.9	120.4
All other organic medicinals		2833-398	06/90	136.1	136.3	136.3	136.3	136.3	136.3	136.3	136.3	136.3	136.8	135.2	135.2	135.8
Secondary products and miscellaneous receipts		2833-SM														
Secondary products		2833-S	06/82	161.4	162.0	162.0	162.0	161.8	161.7	161.7	161.7	162.1	159.8	159.8	159.8	162.2
Secondary products		2833-SSS	06/82	130.2	131.1	130.0	131.0	127.6	126.1	125.4	125.8	132.7	132.8	133.5	133.5	133.5
Pharmaceutical preparations	2834		06/81	326.7	320.1	321.3	323.7	324.1	324.1	325.7	327.5	328.1	329.1	331.3	331.6	333.2
Primary products		2834-P	06/81	345.7	340.7	341.1	342.6	343.1	343.1	345.2	346.6	347.7	350.5	351.0	350.9	350.9
Neoplasms, endocrine system, and metabolic diseases		2834-A	06/01	105.8	102.4	103.9	104.1	104.1	104.1	104.9	105.2	105.9	108.1	108.9	109.0	108.9
Cancer therapy products		2834-A11	06/81	710.5	696.8	696.8	698.0	698.0	698.0	714.0	714.0	720.9	721.1	721.4	723.6	723.6
Insulin/anti-diabetes products		2834-A12	06/81	331.1	314.5	325.8	327.1	327.1	327.1	327.3	329.1	333.0	333.4	342.8	342.8	342.8
Other neoplasms, endocrine system, and metabolic diseases, including hormones		2834-A13	06/81	320.4	310.3	314.6	315.1	315.1	315.1	315.1	316.3	316.3	331.9	331.9	331.9	331.3
Central nervous system and sense organs		2834-B	06/01	98.3	97.4	97.4	97.4	97.4	96.9	97.6	98.0	98.2	98.2	100.5	100.5	100.5
Analgesics		2834-B11	06/01	101.7	102.6	102.6	102.6	102.6	99.9	100.5	100.3	101.1	101.4	102.5	102.4	102.2
Analgesics, prescription		2834-B1111	06/81	553.0	556.8	556.8	556.8	556.8	539.4	544.8	542.8	549.4	552.1	560.9	560.4	558.6
Analgesics, non-prescription		2834-B1112	06/81	214.5	216.9	216.9	216.9	216.9	213.2	213.2	213.2	213.2	213.3	213.3	213.3	213.3
Psychotherapeutics		2834-B12	06/81	1881.5	1850.2	1850.2	1850.2	1850.2	1846.3	1866.8	1885.1	1885.8	1884.4	1936.1	1935.1	1937.0
Antidepressants		2834-B1211	12/87	294.6	289.7	289.7	289.7	289.7	289.7	289.7	289.7	289.7	289.7	309.4	309.4	309.4
Other psychotherapeutics, including tranquilizers		2834-B1213	06/01	101.7	100.1	100.1	100.1	100.1	99.7	101.6	103.4	103.4	103.3	103.1	103.0	103.2
Other central nervous system and sense organs		2834-B13	06/01	86.2	85.3	85.3	85.3	85.3	85.5	85.8	85.7	85.8	85.8	88.0	88.2	88.1
Cardiovascular system		2834-C	06/81	389.7	381.6	380.2	385.3	385.2	385.9	391.5	390.1	389.5	394.7	395.5	398.3	398.3
Anticoagulants		2834-C11	06/81	100.7	99.7	99.7	99.7	99.6	99.9	101.5	101.5	101.5	101.5	101.5	101.5	101.5
ACE inhibitors		2834-C12	06/01	100.0	97.3	97.3	99.8	99.8	99.8	99.8	99.8	99.8	101.6	101.6	101.7	101.7
Other cardiovascular preparations		2834-C13	06/01	106.5	104.4	103.7	104.6	104.6	104.9	107.3	106.6	106.3	107.8	108.2	109.6	109.6
Respiratory system		2834-4	06/01	106.7	104.0	104.0	106.6	106.6	106.9	107.4	107.4	107.4	107.4	107.7	107.8	107.5
Bronchial therapy		2834-411	06/81	594.7	573.0	573.1	594.8	594.9	594.0	601.1	601.1	601.4	601.4	601.4	601.4	598.8
Other respiratory preparations		2834-412	06/01	105.1	103.3	103.3	104.8	104.8	105.5	105.4	105.4	105.4	105.4	105.9	106.0	106.0
Other respiratory preparations, prescription		2834-41211	06/01	109.9	107.0	107.0	110.3	110.3	110.3	110.0	110.1	110.1	110.1	111.3	111.4	111.4
Other respiratory preparations, non-prescription		2834-41212	06/01	100.8	100.0	100.0	100.0	100.0	101.2	101.2	101.2	101.2	101.2	101.2	101.2	101.2
Digestive and genito-urinary systems		2834-5	06/01	102.6	102.1	102.2	102.1	102.1	102.3	102.7	102.8	102.8	102.8	103.0	103.0	103.1
Antispasmodic/antisecretory		2834-511	06/81	293.0	291.5	291.5	291.5	291.6	292.3	293.9	294.1	294.0	294.0	294.0	294.0	294.0
Other digestive and genito-urinary preparations		2834-512	06/01	103.9	103.4	103.5	103.5	103.4	103.6	103.8	103.9	103.9	103.9	104.3	104.3	104.5
Other digestive and genito-urinary preparations, prescription		2834-51211	06/01	104.8	104.3	104.4	104.3	104.3	104.6	104.8	104.8	104.8	104.8	104.9	105.4	105.4
Other digestive and genito-urinary preparations, non-prescription		2834-51212	06/01	100.6	100.4	100.4	100.4	100.4	100.4	100.4	100.8	100.8	100.7	100.7	100.7	100.7
Skin preparations		2834-6	06/01	102.7	102.7	102.7	102.9	102.9	102.9	102.8	102.8	102.8	102.6	102.6	102.6	102.6
Skin preparations, prescription		2834-611	06/81	683.7	681.3	681.3	686.2	686.2	686.2	684.9	685.2	685.2	681.9	681.9	681.9	682.0
Skin preparations, non-prescription		2834-612	06/81	199.2	199.8	199.8	199.1	199.1	199.1	199.1	199.1	199.1	199.1	199.1	199.1	199.1
Vitamins, nutrients and hematinic preparations		2834-7	06/01	99.5	100.5	100.2	98.6	99.1	99.6	99.4	99.6	99.7	99.3	99.4	99.3	98.9
Multivitamins		2834-711	06/81	155.6	156.3	155.4	155.4	155.6	155.7	155.7	155.9	155.9	155.3	155.3	155.3	155.3
Other vitamins and nutrients		2834-721	06/01	99.2	100.5	100.2	97.8	98.6	99.4	99.2	99.3	99.4	99.0	99.2	99.1	98.5
Other vitamins and nutrients, prescription		2834-72111	06/01	104.3	102.8	101.8	101.3	102.0	105.2	104.3	104.8	105.1	105.3	106.0	106.2	106.7
Other vitamins and nutrients, non-prescription		2834-72112	06/01	97.1	99.5	99.5	96.3	97.1	97.1	97.1	97.1	96.5	96.5	96.3	96.3	95.2
Parasitic and infective diseases		2834-8	06/01	105.1	102.8	102.9	103.6	104.5	104.4	105.0	105.2	106.1	106.0	106.6	106.7	107.0
Broad and medium spectrum antibiotics		2834-811	06/81	254.8	250.6	250.6	253.3	255.1	254.7	254.9	256.3	256.3	256.3	256.3	256.4	256.5
Systemic antivirals		2834-867	06/01	104.7	101.9	101.9	102.0	104.4	104.3	104.8	104.8	104.7	104.7	107.6	107.6	107.5

See footnotes at end of table.

Table 3. Producer price indexes for the net output of selected industries and their products, 2002¹—Continued

Industry and product	Industry code	Product code	Index base	Annual Average	January	February	March	April	May	June	July	August	September	October	November	December
Pharmaceutical preparations—Continued																
Other parasitic and infective diseases		2834-869	06/01	107.0	103.8	104.4	104.6	104.6	104.6	106.2	106.2	109.8	109.5	109.6	109.6	110.8
Veterinary preparations		2834-9	06/81	128.4	129.8	129.8	129.1	128.0	128.0	128.0	128.0	128.0	128.1	128.1	128.1	128.1
Secondary products and miscellaneous receipts		2834-SM														
Miscellaneous receipts		2834-M	06/81	298.2	282.4	287.6	294.6	294.6	294.6	295.0	303.4	303.4	303.4	303.4	303.4	312.8
Secondary products		2834-S	06/81	183.1	182.8	182.8	182.8	183.4	183.4	182.3	183.2	183.2	183.2	183.2	183.2	183.2
In vitro and in vivo diagnostics	2835		03/80	196.2	196.6	197.4	196.6	195.8	195.2	195.3	195.4	196.2	195.7	196.5	196.5	197.4
Primary Products		2835-P	06/87	129.8	130.2	130.8	130.2	129.5	129.1	129.2	129.2	129.8	129.5	130.1	130.2	129.7
In vitro diagnostic substances		2835-1	06/91	115.3	115.6	116.1	115.6	115.0	114.6	114.7	114.8	115.3	115.0	115.6	115.6	115.2
Reagents		2835-111	06/87	125.0	125.0	125.2	124.2	125.3	124.8	124.7	124.8	124.8	124.8	125.5	125.5	125.4
Standards and controls		2835-115	06/87	144.5	159.9	162.6	161.8	138.9	137.6	139.1	139.1	140.6	138.7	138.7	138.9	137.7
Blood bank, hematology, and coagulation products		2835-131	06/00	101.9	101.2	102.7	102.6	102.2	102.2	102.5	102.8	102.1	100.7	100.7	101.1	101.4
Microbiology, serology, histology, virology, and cytology products		2835-135	06/87	127.9	124.9	124.9	125.0	125.3	125.3	125.4	125.1	132.5	132.5	132.5	132.5	129.3
Other in vitro diagnostics, including culture media		2835-199	06/91	96.3	94.5	95.0	95.1	96.9	96.7	96.6	96.6	96.6	96.4	97.2	97.2	96.8
Secondary products and miscellaneous receipts		2835-SM														
Miscellaneous receipts		2835-M	12/80	280.9	279.4	279.4	279.4	279.4	279.4	279.4	279.4	279.4	279.4	279.4	279.4	297.2
Secondary products		2835-S	03/80	246.4	246.0	246.5	246.5	246.5	246.4	246.4	246.4	246.4	246.3	246.3	246.3	246.3
Biological products, except diagnostics	2836		06/91	140.5	143.2	143.4	144.2	144.3	143.6	139.6	138.1	138.6	137.9	137.7	137.6	137.6
Primary products		2836-P	06/91	134.0	137.6	137.7	138.7	138.7	138.0	132.9	131.0	131.7	130.8	130.6	130.4	130.5
Blood and blood derivatives, for human use		2836-1	03/80	(²)	(²)	162.1	(²)	165.7	(²)	143.3	(²)	(²)	139.3	138.5	(²)	137.9
Other blood and blood derivatives, except those used for passive immunization		2836-121	03/80	(²)	(²)	135.8	(²)	138.8	(²)	131.9	(²)	(²)	127.3	125.0	(²)	127.4
Biologics for veterinary, industrial and other uses		2836-4	03/80	100.2	101.1	101.6	101.6	101.8	101.8	101.8	98.8	98.8	98.8	98.8	98.0	99.1
Veterinary vaccines		2836-411	06/91	124.6	127.4	129.2	129.1	129.0	129.1	129.1	120.5	120.5	120.5	118.6	121.6	121.6
Biologics for industrial and other uses		2836-431	03/87	137.8	137.8	137.8	137.8	137.8	(²)	137.8	137.8	137.8	137.8	137.8	137.8	137.8
Other biologics: incl. antitoxins, immune serums, blood, and allergens, except diagnostics		2836-499	06/87	(²)	148.3	146.6	146.9	150.5	(²)	(²)	(²)	(²)	150.8	150.8	148.1	148.1
Secondary products and miscellaneous receipts		2836-SM														
Secondary products		2836-S	06/91	141.0	140.0	141.1	141.1	141.1	141.1	141.1	141.1	141.1	141.1	141.1	141.1	141.1
Pharmaceutical preparations		2834-S	06/91	149.9	148.3	150.0	150.0	150.0	150.0	150.0	150.0	150.0	150.0	150.0	150.0	150.0
Secondary products except pharmaceutical preparations		2836-SSS	03/92	107.5	107.5	107.5	107.5	107.5	107.5	107.5	107.5	107.5	107.5	107.5	107.5	107.5
Soap, detergents, and cleaning preparations, perfumes, cosmetics and other toilet preparations	284		12/84	134.2	133.9	134.2	134.1	134.3	134.1	134.3	134.3	134.1	134.3	134.1	134.2	134.2
Soaps and other detergents	2841		06/83	129.0	128.9	128.9	128.8	128.8	128.9	128.9	129.0	129.0	129.0	129.1	129.3	129.3
Primary products		2841-P	06/83	125.4	125.1	125.2	125.1	125.1	125.2	125.3	125.4	125.4	125.6	125.6	125.8	125.8
Soaps and detergents, commercial, industrial, and institutional		2841-1	06/83	157.6	156.9	157.2	157.2	157.2	157.2	157.5	157.8	157.8	158.2	158.1	158.3	158.3
Alkaline detergents, commercial, industrial, and institutional		2841-171	06/00	103.3	103.1	103.1	103.1	103.1	103.0	103.2	103.2	103.2	103.8	103.7	103.7	103.7
Synthetic organic detergents, commercial, industrial, and institutional		2841-172	06/00	102.7	102.3	102.3	102.3	102.5	102.5	103.0	102.9	102.9	102.9	102.9	103.1	103.1
All other commercial, industrial, institutional type cleaners and soaps		2841-178	06/00	105.4	104.7	105.1	105.1	105.1	105.1	105.2	105.7	105.7	105.7	105.7	106.0	106.0
Household detergents		2841-2	06/83	108.1	107.9	107.9	107.8	107.8	107.9	108.0	108.1	108.1	108.2	108.3	108.5	108.5
Household dry laundry detergents		2841-262	06/83	131.2	130.9	131.0	130.8	130.8	130.8	131.0	130.8	130.8	131.6	131.5	131.9	132.0
Household liquid detergents, light duty		2841-273	06/83	84.0	84.0	84.0	84.0	84.0	84.0	84.0	84.0	84.0	84.0	84.0	84.0	84.0
Household liquid detergents, heavy duty		2841-274	06/89	80.8	81.0	81.0	80.8	80.8	81.2	81.2	81.2	81.2	79.9	80.3	80.3	80.3
Other household detergents		2841-275	06/00	102.6	101.9	101.9	101.9	101.9	101.9	101.9	102.8	102.8	103.4	103.4	103.4	103.4
Household soaps, except specialty cleaners and medicated soaps		2841-3	06/83	146.1	146.1	146.1	146.0	146.0	146.0	146.0	146.0	146.0	146.0	146.0	146.5	146.5

See footnotes at end of table.

Table 3. Producer price indexes for the net output of selected industries and their products, 2002¹—Continued

Industry and product	Industry code	Product code	Index base	Annual Average	January	February	March	April	May	June	July	August	September	October	November	December
Soaps and other detergents—Continued																
Secondary and miscellaneous receipts		2841-SM														
Miscellaneous receipts		2841-M	06/83	141.3	141.3	141.3	141.3	141.3	141.3	141.3	141.3	141.3	141.3	141.3	141.3	141.3
Secondary products		2841-S	06/83	141.3	141.6	141.6	141.6	141.6	141.6	141.3	141.3	141.3	140.8	140.8	141.1	141.1
Specialty cleaning, polishing, and sanitation																
preparations	2842		06/83	139.3	139.7	139.7	139.5	139.6	139.5	139.7	139.2	138.6	139.1	138.9	138.9	138.9
Primary products		2842-P	06/83	139.2	139.2	139.3	139.1	139.1	139.0	139.4	139.7	138.9	139.6	139.2	139.1	139.2
Household bleaches (chlorine and nonchlorine)		2842-2	06/83	134.9	134.9	134.9	134.9	134.9	134.8	134.8	134.8	134.8	134.8	134.8	134.8	134.8
Specialty cleaning and sanitation products		2842-3	06/83	135.9	136.0	136.2	136.1	135.9	135.8	136.0	136.5	135.0	136.2	135.6	135.6	135.7
Disinfectants, nonagricultural		2842-332	06/83	152.0	151.0	151.1	151.6	151.0	151.1	151.1	151.1	151.1	151.1	152.7	155.3	155.3
Household laundry aids, incl. fabric softeners and rinses		2842-343	06/83	142.4	142.7	142.7	142.7	142.7	142.5	142.4	142.4	142.4	142.0	142.0	142.0	142.0
Air and room fresheners		2842-383	06/83	121.7	121.3	123.7	122.6	121.6	123.0	121.7	121.4	118.8	121.5	120.4	121.9	122.5
Other spec. cleaning prods., incl. glass window preps., toilet bowl clrns., rug clrns., etc.		2842-399	06/89	119.7	120.0	119.4	119.5	119.7	118.9	120.0	121.0	119.5	120.5	119.8	119.0	119.0
Polishing preparations and related products		2842-4	06/83	153.2	152.6	152.1	151.5	152.5	152.4	153.5	153.5	154.3	154.1	154.0	153.7	153.6
Secondary products and miscellaneous receipts		2842-SM														
Miscellaneous receipts		2842-M	06/83	117.0	119.0	119.0	119.0	119.0	119.0	119.0	115.0	115.0	115.0	115.0	115.0	115.0
Secondary products		2842-S	06/83	149.2	149.0	149.0	149.0	149.0	148.9	148.7	149.1	149.1	149.2	149.8	149.8	149.8
Surface-active agents																
.....	2843		12/83	153.5	154.4	154.0	154.1	154.4	154.2	153.3	153.3	152.4	153.5	152.5	153.4	152.7
Primary products		2843-P	12/83	154.1	155.2	154.5	154.6	154.4	154.5	153.1	153.9	153.4	154.4	153.8	153.8	153.2
Textile and leather assistants and finishes		2843-1	12/83	129.5	130.5	130.2	130.2	130.2	130.2	130.1	130.2	129.2	129.3	127.8	127.8	127.8
Bulk surface-active agents (surfactants)		2843-5	12/83	159.4	160.5	159.8	159.9	159.7	159.8	158.1	159.1	158.7	159.8	159.3	159.4	158.6
Secondary products and miscellaneous receipts		2843-SM														
Secondary products		2843-S	12/83	157.7	158.3	158.2	158.7	160.1	159.0	159.0	157.2	155.3	156.9	154.6	158.0	156.7
Perfumes, cosmetics, and other toilet preparations																
.....	2844		03/80	180.4	179.3	180.3	180.2	180.4	180.1	180.8	180.8	180.7	180.7	180.7	180.6	180.7
Primary products		2844-P	03/80	180.7	179.5	180.6	180.4	180.7	180.4	181.1	181.0	181.0	181.0	181.0	180.9	181.0
Shaving preparations		2844-1	03/80	151.5	152.3	151.0	151.0	151.0	151.0	151.0	151.4	151.2	151.2	151.2	151.2	154.0
Perfume, toilet water, and cologne		2844-2	03/80	198.6	197.6	198.0	198.2	198.2	198.2	198.2	199.6	198.7	199.0	199.0	198.9	199.4
Hair preparations (including shampoos, except medicated)		2844-3	03/80	181.4	179.1	179.7	179.6	180.9	179.4	182.2	181.9	182.6	182.7	182.9	182.6	182.6
Dentifrices, mouthwashes, gargles, and rinses		2844-4	03/80	130.4	130.4	130.4	130.4	130.4	130.4	130.4	130.4	130.4	130.4	130.4	130.4	130.4
Creams, lotions, oils (ex. shaving, hair deodorant, eye, manicuring and bath)		2844-6	03/80	176.8	176.3	177.5	176.7	176.8	176.8	176.8	176.8	176.8	176.8	176.7	176.9	176.9
Other cosmetics and toilet preparations, n. e. c.		2844-7	06/99	102.2	101.4	102.5	102.5	102.5	102.5	102.5	102.3	102.0	102.0	102.0	101.8	101.9
Secondary products and miscellaneous receipts		2844-SM														
Secondary products		2844-S	03/80	284.7	284.7	284.7	284.7	284.7	284.7	284.8	284.8	284.8	284.8	284.8	284.8	284.8
Paints and allied products																
.....	285		06/83	166.1	165.4	165.4	165.7	166.3	165.7	166.3	165.8	166.2	166.5	166.4	166.9	166.3
Paints and allied products																
.....	2851		06/83	165.8	165.2	165.1	165.5	166.0	165.4	166.0	165.5	165.9	166.3	166.2	166.7	166.0
Primary products		2851-P	06/83	165.9	165.0	165.0	165.3	166.0	165.6	166.0	165.7	166.2	166.6	166.4	166.7	166.8
Architectural coatings, including architectural lacquers ..		2851-1	06/83	172.7	172.8	172.6	172.4	172.3	172.5	172.5	172.6	172.9	172.9	172.9	172.9	173.0
Exterior		2851-1A	06/83	161.1	161.1	161.0	160.4	160.6	160.6	160.6	161.6	161.6	161.7	161.7	161.7	161.7
Solvent-type		2851-1AA	06/83	175.2	174.7	174.7	174.7	174.7	174.7	174.7	174.8	175.8	175.8	175.8	175.8	175.9
Enamels and tinting bases, including interior-exterior floor enamels		2851-115	12/88	157.8	157.8	157.8	157.8	157.8	157.9	157.9	157.9	157.9	157.9	157.9	157.9	158.1
Undercoaters and primers		2851-125	02/97	119.2	119.0	119.0	119.0	119.0	119.0	119.0	119.4	119.4	119.4	119.4	119.4	119.4
Clear finishes		2851-135	02/85	151.8	150.4	150.4	150.4	150.4	150.4	150.4	150.4	153.8	153.8	153.8	153.8	153.8
Water-type		2851-1AB	06/83	150.3	150.6	150.4	149.6	149.6	149.8	149.8	150.2	150.8	150.8	150.8	150.8	150.8
Paints and tinting bases, including barn and roof paints		2851-141	12/88	139.9	140.1	139.9	139.4	139.4	139.6	139.6	139.7	140.2	140.3	140.3	140.3	140.3
Undercoaters and primers		2851-144	12/96	102.4	101.5	101.5	100.4	101.1	101.1	101.3	101.7	104.0	104.0	104.0	104.0	104.0

See footnotes at end of table.

Table 3. Producer price indexes for the net output of selected industries and their products, 2002¹—Continued

Industry and product	Industry code	Product code	Index base	Annual Average	January	February	March	April	May	June	July	August	September	October	November	December
Paints and allied products—Continued																
Other exterior water thinned coatings		2851-155	12/96	108.9	109.8	109.8	107.7	107.7	107.7	107.7	109.4	109.4	109.4	109.4	109.4	109.4
Interior		2851-1B	06/83	183.8	184.0	183.7	183.7	183.5	183.9	183.9	183.7	183.7	183.7	183.7	183.7	183.9
Solvent-type		2851-1BA	06/83	190.5	190.6	190.6	190.5	190.5	190.5	190.5	190.5	190.5	190.5	190.5	190.5	190.5
Semigloss, eggshell and satin paints and tinting bases		2851-169	06/83	189.5	189.6	189.5	189.5	189.4	189.4	189.5	189.5	189.5	189.5	189.5	189.5	189.5
Clear finishes		2851-175	12/88	150.2	149.5	149.5	149.5	149.5	150.5	150.5	150.5	150.5	150.5	150.5	150.5	150.5
Water-type		2851-18	06/83	179.3	179.6	179.2	179.2	179.1	179.5	179.4	179.2	179.2	179.3	179.3	179.3	179.5
Flat paints and tinting bases		2851-181	06/83	190.0	190.0	189.6	189.6	189.2	190.2	190.1	190.0	190.0	190.2	190.2	190.2	190.7
Semigloss, eggshell and satin paints and tinting bases		2851-183	06/83	168.9	169.2	168.7	168.7	168.7	168.7	168.7	168.9	168.9	168.9	168.9	168.9	168.9
Undercoaters and primers		2851-186	12/88	116.2	116.1	116.1	116.1	116.1	116.1	116.1	116.4	116.4	116.4	116.4	116.4	116.4
Other interior water thinned coatings		2851-188	12/88	138.6	140.1	140.1	140.1	140.1	140.1	140.1	137.1	137.1	137.1	(²)	(²)	(²)
Product finishes for original equipment manufacturers (OEM), excluding marine coatings		2851-2	06/83	126.2	126.1	126.1	126.1	126.0	126.2	126.1	126.1	126.1	126.1	126.2	126.2	126.5
Transportation finishes, except powdered and high-solids coatings		2851-2A	06/83	127.7	127.8	127.8	127.8	127.8	127.8	127.8	127.8	127.8	127.8	127.5	127.5	127.5
Automobile finishes		2851-222	06/83	116.3	116.3	116.3	116.3	116.3	116.3	116.3	116.3	116.2	116.2	116.2	116.2	116.2
Wood finishes		2851-2B	06/83	124.8	124.2	124.2	124.2	124.0	124.5	124.4	124.4	124.4	125.5	125.5	125.5	128.1
Wood furniture, cabinet, and fixture finishes		2851-237	06/83	138.4	137.5	137.5	137.5	137.3	137.9	137.9	137.9	137.9	137.9	139.4	139.4	143.0
Sheet, strip and coil coatings, including sidings, excluding containers		2851-241	06/83	116.8	117.0	117.0	117.0	116.8	116.8	116.8	116.8	116.8	116.8	116.8	116.8	116.8
Container and closure finishes		2851-243	06/83	115.8	115.7	115.7	115.7	115.7	115.8	115.8	115.8	115.8	115.8	115.8	115.8	115.8
Machinery and equipment finishes, including road building and farm implement		2851-247	06/83	180.6	179.8	179.8	179.8	179.8	181.0	181.0	181.0	181.0	181.0	181.0	181.0	181.0
Metal furniture and fixture finishes		2851-249	06/83	101.8	101.8	101.8	101.8	101.8	101.8	101.8	101.8	101.7	101.7	101.7	101.7	101.7
High-solids finishes (over 62.5 percent solids)		2851-254	06/83	152.1	152.1	152.1	152.1	152.1	152.1	152.1	152.1	152.1	152.1	152.1	152.1	152.1
Powdered coatings		2851-255	06/83	(²)	(²)	(²)	(²)	(²)	(²)	(²)	116.8	116.8	116.8	(²)	(²)	(²)
Special purpose coatings, including all marine coatings		2851-3	06/83	217.6	212.0	212.3	215.2	220.1	216.4	218.8	217.2	217.9	220.6	218.9	221.3	220.3
Industrial maintenance paints (specially formulated)		2851-3A	06/83	196.5	197.1	196.6	196.6	196.6	196.6	196.6	196.6	196.6	196.6	196.3	196.3	196.3
Interior		2851-301	06/83	173.0	174.8	173.3	173.3	173.3	173.3	173.3	173.3	172.2	172.2	172.2	172.2	172.2
Automotive and machinery refinish coatings		2851-3BA	06/83	284.4	269.2	270.6	277.9	291.1	281.4	287.8	283.5	285.9	293.0	288.3	293.5	290.8
Paints and enamels, except lacquers		2851-314	06/83	302.7	296.2	297.9	299.4	304.7	299.4	304.1	300.8	302.0	300.8	309.0	309.1	309.6
Primers and undercoaters		2851-316	06/83	250.2	246.9	246.8	247.4	245.7	247.3	250.0	249.2	253.5	253.8	251.1	256.3	254.1
Aerosol paints		2851-33	07/83	130.5	130.5	130.5	130.5	130.5	130.5	130.5	130.5	130.5	130.5	130.5	130.5	130.5
Other special purpose coatings		2851-398	12/88	128.1	130.7	128.7	130.0	128.9	127.4	127.4	127.7	126.6	127.1	127.7	127.2	127.7
Miscellaneous allied paint products		2851-5	12/88	152.2	151.3	151.3	151.3	151.3	151.3	151.4	151.4	153.2	153.4	153.4	153.4	153.8
Thinners for dopes & lacquers & oleoresinous thinners, inc. mixtures & proprietary thinners		2851-531	06/83	235.3	231.3	231.3	231.3	231.3	231.3	231.3	231.3	240.9	240.9	240.9	240.9	240.9
Pigment dispersions		2851-533	07/89	140.5	139.9	139.9	139.7	139.7	139.7	140.4	140.4	140.4	141.0	141.0	141.0	143.0
Misc. related products, inc. brush cleaners, nonpressure wood preservatives, putty, etc.		2851-598	12/88	131.4	131.1	131.1	131.1	131.1	131.1	131.1	131.1	131.1	131.8	131.8	131.8	131.8
Secondary products and miscellaneous receipts		2851-SM														
Miscellaneous receipts		2851-M	06/83	155.0	157.8	157.8	159.7	157.5	154.2	156.7	152.6	152.6	152.2	154.1	156.7	148.6
Resales		2851-Z89	06/83	154.7	157.5	157.5	159.6	157.3	153.9	156.4	152.2	152.2	151.7	153.7	156.4	148.0
Secondary products		2851-S	06/83	171.2	173.7	173.7	168.6	168.6	169.7	174.3	174.0	174.0	171.9	171.9	171.9	161.9
Plastic materials and resins		2821-S	12/96	119.5	119.3	119.3	116.7	116.7	118.5	123.1	122.5	118.5	122.5	(²)	(²)	107.4
Other secondary products		2851-SSSSS	06/83	131.5	135.1	135.1	130.3	130.3	130.3	132.8	132.8	132.8	130.0	130.0	130.0	129.0
Industrial organic chemicals	286		12/84	170.6	159.2	160.4	164.7	168.6	170.8	171.6	175.5	174.4	173.2	176.3	177.9	174.2
Gum and wood chemicals	2861		06/84	170.8	170.8	170.5	170.5	170.1	169.9	169.8	169.9	169.9	171.4	171.4	174.4	171.3
Primary products		2861-P	06/84	165.2	164.9	164.6	164.6	164.2	164.0	164.0	164.0	164.0	165.5	165.5	168.4	168.2
Softwood distillation products		2861-1	06/84	121.6	118.4	118.5	118.5	118.5	118.5	118.5	118.5	118.5	123.2	123.2	132.9	132.3
Other gum and wood chemicals		2861-2	06/84	170.6	171.5	171.2	171.2	170.7	170.4	170.3	170.3	170.3	170.3	170.3	170.3	170.3
Tall oils		2861-29	06/84	121.8	123.3	122.8	122.8	121.9	121.4	121.3	121.4	121.4	121.4	121.4	121.4	121.4

See footnotes at end of table.

Table 3. Producer price indexes for the net output of selected industries and their products, 2002¹—Continued

Industry and product	Industry code	Product code	Index base	Annual Average	January	February	March	April	May	June	July	August	September	October	November	December
Gum and wood chemicals—Continued																
Rosin		2861-296	06/84	127.6	127.1	127.1	127.1	125.0	125.0	128.1	128.6	128.6	128.6	128.6	128.6	(²)
Secondary products and miscellaneous receipts		2861-SM														
Cyclic crudes and intermediates	2865		12/82	114.4	105.4	106.8	107.2	112.9	113.8	116.2	119.3	118.1	117.2	119.0	118.3	118.5
Primary products		2865-P	12/82	117.2	107.5	109.1	109.8	116.8	116.2	118.0	122.1	120.9	120.4	122.4	121.5	122.1
Cyclic intermediates		2865-1	12/82	106.1	91.3	93.8	95.7	105.8	104.7	107.4	113.1	111.2	110.8	113.8	112.3	113.5
Synthetic organic dyes		2865-2	12/82	100.3	102.1	100.8	102.5	101.9	100.4	99.8	99.2	99.6	100.0	98.1	99.9	99.9
Synthetic organic pigments, lakes, and toners		2865-3	12/82	134.3	138.4	137.9	132.6	132.7	135.3	135.0	134.7	135.2	133.0	132.9	132.8	130.8
Aromatics, not made in a refinery		2865-6	05/83	117.4	117.3	117.3	117.3	116.6	116.6	116.6	117.5	117.7	117.7	118.2	118.2	118.2
Tars, tar crudes, and tar pitches		2865-7	05/83	(²)	(²)	(²)	(²)	(²)	(²)	117.5	117.5	119.5	119.4	119.4	119.6	119.3
Secondary products and miscellaneous receipts		2865-SM														
Secondary products		2865-S	12/82	116.0	108.1	108.2	107.5	108.6	117.1	122.8	122.3	121.2	117.8	119.0	120.1	119.2
Industrial organic chemicals, n.e.c.	2869		12/82	179.2	167.7	168.6	174.0	177.3	179.7	180.0	184.0	182.8	181.6	185.0	187.2	182.5
Primary products		2869-P	12/82	150.2	142.9	142.7	147.9	151.1	151.7	150.7	153.0	151.8	150.1	153.6	155.8	150.8
Liquid refinery gases (aliphatics), not made in a refinery		2869-1	06/01	89.0	74.1	73.1	79.0	85.5	94.5	96.4	94.7	95.1	93.1	94.9	94.3	93.4
Ethyl alcohol		2869-2	12/82	140.9	134.4	138.4	139.2	142.7	141.8	140.1	144.0	140.7	142.8	146.4	144.7	136.0
Synthetic organic chemicals, n.e.c.		2869-3	12/82	83.5	84.7	83.6	83.6	83.6	83.1	83.1	84.5	84.5	84.5	82.8	82.8	81.5
Bulk pesticides and other bulk synthetic organic agricultural chemicals		2869-4	11/87	140.8	140.8	140.8	140.8	140.9	140.9	140.9	140.9	140.9	140.9	(²)	(²)	(²)
Miscellaneous end-use chemicals and chemical products		2869-6	12/82	140.6	137.8	137.8	138.4	140.4	140.1	140.1	142.0	142.0	140.5	142.7	142.8	142.8
Miscellaneous cyclic and acyclic chemicals and chemical products		2869-7	12/82	171.3	166.3	166.8	174.0	175.7	171.3	167.9	172.7	169.9	168.1	174.0	179.2	169.7
Secondary products and miscellaneous receipts		2869-SM														
Miscellaneous receipts		2869-M	12/82	804.8	(²)	(²)	(²)	803.2	807.5	806.1	806.1	806.1	806.5	806.5	806.5	806.5
Secondary products		2869-S	12/82	165.3	141.3	146.7	149.8	151.8	160.9	167.0	176.4	176.0	177.8	178.2	179.4	178.4
Other secondary products		2869-SSS	12/82	198.1	172.3	180.9	182.3	185.4	195.0	202.1	207.0	206.1	207.4	206.7	216.7	215.5
Agricultural chemicals	287		12/84	127.0	126.2	126.3	126.7	126.5	126.6	127.2	127.0	127.3	127.6	127.3	126.9	127.8
Nitrogenous fertilizers	2873		12/79	131.6	130.3	129.1	127.2	126.1	128.0	132.0	131.5	132.0	130.6	133.5	137.9	141.6
Primary products		2873-P	12/79	125.1	124.2	122.9	120.8	119.3	121.3	125.2	124.7	125.3	123.8	127.0	131.8	135.4
Synthetic ammonia, nitric acid and ammonium compounds		2873-1	12/79	134.9	134.1	131.8	130.5	128.7	131.1	135.4	134.1	134.2	133.1	137.0	141.9	146.5
Nitrate (100% NH ₄ NO ₃)		2873-1A	12/79	126.6	129.8	131.2	131.3	124.8	124.5	124.2	123.3	123.8	123.6	126.6	126.2	130.1
Nitrate for fertilizer use		2873-15A	12/80	100.0	102.7	102.7	102.7	98.2	98.1	96.9	96.9	98.1	98.1	100.2	98.8	106.2
Solid nitrate		2873-152	12/79	112.0	115.0	115.0	115.0	110.0	109.8	108.5	108.5	109.9	109.9	112.3	110.7	118.9
Explosive nitrate and other uses		2873-153	06/81	129.8	132.7	135.9	136.2	128.4	128.0	129.2	127.1	126.3	125.8	129.2	130.5	127.8
Nitrogen solutions and other ammonium compounds ..		2873-1B	12/79	101.6	104.6	100.7	99.7	97.9	98.4	100.4	100.0	101.1	101.5	103.8	105.6	105.9
Nitrogen solutions, including mixtures containing urea (100%N)		2873-155	12/79	114.2	117.6	113.2	112.0	110.0	110.6	112.9	112.4	113.7	114.1	116.6	118.7	119.1
Nitric acid		2873-111	12/93	85.9	87.0	85.0	83.7	83.7	85.0	85.0	85.0	85.0	85.0	89.0	89.0	89.0
Anhydrous and aqua ammonia		2873-13	12/79	164.9	157.9	155.2	152.8	153.9	159.6	169.1	166.7	165.5	162.2	167.9	179.3	168.7
Anhydrous ammonia		2873-131	12/79	164.9	157.9	155.2	152.8	153.9	159.6	169.1	166.7	165.5	162.2	167.9	179.3	168.7
Urea		2873-2	12/79	81.8	80.6	82.2	77.8	77.2	77.9	80.7	82.5	84.2	82.2	83.0	86.6	87.1
Secondary products and miscellaneous receipts		2873-SM														
Secondary products		2873-S	12/79	169.7	170.8	170.4	171.7	166.8	167.3	172.5	172.4	171.8	170.4	167.4	165.7	169.5
Phosphatic fertilizers	2874		12/79	132.8	128.9	132.5	133.3	133.1	132.2	133.4	132.8	134.3	136.2	135.7	131.3	129.6
Primary products		2874-P	12/79	108.2	104.0	107.3	108.1	107.9	107.0	108.2	107.6	109.1	110.8	110.3	109.8	108.3
Superphosphate and other phosphatic fertilizer materials		2874-2	12/79	98.9	93.9	96.9	97.9	97.7	96.3	98.1	100.0	101.6	103.6	102.3	100.5	97.6

See footnotes at end of table.

Table 3. Producer price indexes for the net output of selected industries and their products, 2002¹ —Continued

Industry and product	Industry code	Product code	Index base	Annual Average	January	February	March	April	May	June	July	August	September	October	November	December
Phosphatic fertilizers—Continued																
Ammonium phosphates and other phosphatic fertilizer materials		2874-2B	12/79	98.9	94.0	96.7	97.8	97.6	96.5	98.1	100.1	101.9	103.4	102.5	100.7	97.7
Ammonium phosphates		2874-251	12/79	99.8	94.8	97.5	98.6	98.5	97.3	99.0	101.1	102.9	104.3	103.4	101.6	98.6
Fertilizers, mixing only	2875		12/79	143.3	142.7	142.9	143.6	143.1	143.9	143.2	143.2	142.4	143.5	143.8	143.7	143.7
Primary products		2875-P	12/79	138.8	138.3	138.6	138.8	138.4	138.8	138.8	138.8	138.3	139.2	139.2	139.2	139.0
Mixed fertilizers (made by plants which do not manufacture phosphatic fertilizer materials)		2875-4	06/86	123.3	122.9	123.1	123.3	122.9	123.3	123.3	123.3	122.8	123.7	123.7	123.6	123.5
Solid, bulk		2875-411	06/86	115.9	115.7	115.6	115.9	115.5	115.7	115.7	115.7	115.7	116.3	116.5	116.4	116.0
Solid, bagged		2875-421	06/86	136.0	134.8	135.9	135.9	135.7	135.5	135.5	135.5	135.5	137.2	137.2	137.2	136.3
Fluid		2875-431	06/86	122.5	122.5	122.5	123.0	121.8	124.2	124.2	124.3	121.3	121.5	120.4	120.8	123.1
Secondary products and miscellaneous receipts		2875-SM														
Miscellaneous receipts		2875-M	12/79	155.3	153.7	153.7	157.5	156.7	160.3	154.2	153.7	151.6	153.8	156.6	156.1	156.1
Resales		2875-Z89	12/79	155.0	153.4	153.4	157.2	156.4	159.9	154.0	153.4	151.3	153.5	156.3	155.8	155.8
Agricultural chemicals, n.e.c.	2879		06/82	138.2	138.6	137.7	138.4	138.5	138.3	138.3	138.3	138.3	138.3	137.2	137.2	138.8
Primary products		2879-P	06/82	146.6	147.1	146.0	146.9	147.0	146.8	146.8	146.8	146.8	146.8	145.5	145.5	147.4
Insecticidal preparations primarily for agricultural, garden or health service use		2879-5	06/82	187.4	187.3	187.3	187.3	187.5	187.5	187.5	187.5	187.5	187.5	187.5	187.3	187.6
Containing organic compounds		2879-525	06/82	186.2	186.0	186.0	186.0	186.2	186.2	186.2	186.2	186.2	186.2	186.2	186.0	186.3
Organo-phosphate preparations		2879-52541	06/82	218.5	218.5	218.5	218.5	218.5	218.5	218.5	218.5	218.5	218.5	218.5	218.5	218.5
Other organic preparations		2879-52579	06/82	(²)	114.2	114.2	114.2	114.2	114.2	114.2	(²)	(²)	(²)	(²)	(²)	116.0
Herbicidal preparations primarily for agricultural, garden or health services use		2879-6	06/82	126.9	127.8	126.0	127.4	127.4	127.2	127.2	127.2	127.1	127.2	125.1	125.1	128.0
Containing organic compounds		2879-625	06/82	127.7	128.7	126.8	128.3	128.3	128.0	128.0	128.0	128.0	128.0	125.8	125.8	129.0
Phenoxy compound preparations		2879-62541	06/82	139.4	139.4	139.4	139.4	139.4	139.4	139.4	139.4	139.4	139.4	(²)	(²)	138.1
Triazine preparations		2879-62565	06/82	134.9	135.2	134.9	134.9	134.9	134.5	134.5	134.5	134.5	134.5	134.5	134.5	138.1
Other organic preparations		2879-62579	06/82	107.3	108.5	106.1	108.1	108.1	107.9	107.9	107.9	107.8	107.9	105.0	105.0	107.8
Fungicidal preparations primarily for agricultural, garden or health service use		2879-7	06/82	135.9	135.9	135.9	135.9	135.9	135.9	135.9	135.9	135.9	135.9	135.9	135.9	135.9
Containing organic compounds		2879-725	06/82	147.2	147.2	147.2	147.2	147.2	147.2	147.2	147.2	147.2	147.2	147.2	147.2	147.2
Other pesticidal preparations primarily for agricultural, garden or health service use		2879-8	06/82	150.1	149.8	149.8	149.8	150.2	150.2	150.2	150.2	150.2	150.2	150.2	150.2	150.2
All other pesticidal preparations primarily for agricultural, garden or health service use		2879-898	06/82	136.5	136.2	136.2	136.2	136.6	136.6	136.6	136.6	136.6	136.6	136.6	136.6	136.6
Household pesticidal preparations		2879-9	06/82	152.0	151.5	152.3	152.3	152.0	152.0	152.0	152.0	152.0	152.0	152.0	152.0	152.0
Repellants & attractants for insects, birds, fish, and other animals		2879-997	08/92	126.1	120.8	126.6	126.6	126.6	126.6	126.6	126.6	126.6	126.6	126.6	126.6	126.6
Secondary products and miscellaneous receipts		2879-SM														
Secondary products		2879-S	06/82	(²)	(²)	109.5	109.5	109.5	109.5	(²)	(²)	(²)	(²)	(²)	(²)	109.5
Miscellaneous chemical products	289		12/84	146.5	146.3	146.2	146.4	145.9	146.0	146.4	146.8	146.8	146.9	146.9	146.7	147.0
Adhesives and sealants	2891		12/83	158.5	158.7	158.6	158.5	158.4	158.6	158.6	158.6	158.6	158.6	158.6	157.7	157.9
Primary products		2891-P	12/83	157.2	157.6	157.4	157.4	157.2	157.3	157.3	157.2	157.2	157.3	157.2	156.4	156.7
Natural base glues and adhesives		2891-3	12/83	167.5	167.4	167.4	167.4	167.4	167.4	167.4	167.4	167.7	167.8	167.8	167.7	167.5
Synthetic resin and rubber adhesives, including cellulose, nitrocellulose, etc.		2891-4	12/83	162.3	162.8	162.7	162.7	162.4	162.3	162.2	162.2	162.1	162.1	161.9	161.9	161.8
Vinyl type adhesives		2891-44	12/83	145.6	149.9	149.3	148.8	146.4	145.6	145.2	144.8	144.4	143.8	143.4	143.3	143.0
Hot melt adhesives, including nylon, polyolefin, and other hot melts		2891-465	12/83	183.9	183.9	183.9	184.0	184.0	184.1	184.0	184.4	183.8	183.7	183.7	183.5	183.4
Rubber and synthetic resin combinations		2891-478	12/83	168.7	168.4	168.3	168.3	168.1	168.2	168.4	167.6	169.3	170.8	168.7	169.0	168.8
Other synthetic resin & rubber adhesives		2891-498	06/97	109.9	109.8	109.8	109.8	109.9	109.9	109.9	109.9	109.9	109.9	109.9	109.9	109.9
Structural sealants (load bearing)		2891-6	06/97	102.1	102.2	102.2	102.2	102.2	102.2	102.2	102.2	102.2	102.2	102.2	99.4	103.1
Nonstructural sealants and caulks		2891-7	06/97	104.5	104.5	104.3	104.3	104.3	104.8	104.8	104.8	104.8	105.0	105.2	103.5	103.6

See footnotes at end of table.

Table 3. Producer price indexes for the net output of selected industries and their products, 2002¹—Continued

Industry and product	Industry code	Product code	Index base	Annual Average	January	February	March	April	May	June	July	August	September	October	November	December
Adhesives and sealants—Continued																
Secondary products and miscellaneous receipts		2891-SM														
Miscellaneous receipts		2891-M	12/83	201.3	201.3	201.3	201.3	201.3	201.3	201.3	201.3	201.3	201.3	201.3	201.3	201.3
Secondary products		2891-S	12/83	144.1	143.2	142.7	142.7	143.1	145.3	145.3	145.3	145.3	145.0	145.0	143.5	142.6
Explosives																
Primary products	2892	2892-P	12/80	209.9	206.4	207.8	210.5	208.4	207.5	208.6	208.9	210.9	210.9	211.6	212.4	214.8
Explosives, propellants, and blasting accessories (not manufactured in GOCOs)		2892-1	12/80	185.7	182.4	183.6	186.1	183.8	183.4	184.5	184.9	186.9	186.9	187.6	188.4	190.2
Industrial explosives		2892-11	12/80	186.9	183.6	184.8	187.3	184.9	184.6	185.7	186.1	188.1	188.1	188.8	189.6	191.5
ANFO, except slurry		2892-117	12/80	167.8	163.3	165.3	168.8	165.5	164.7	166.3	166.6	169.4	169.4	170.1	171.0	172.7
Other industrial explosives		2892-127	06/88	201.1	193.0	199.3	206.1	199.1	196.4	201.0	201.0	202.6	202.6	202.6	203.5	206.0
Blasting accessories		2892-15	12/80	134.0	129.1	126.9	130.7	128.1	129.7	127.8	128.9	138.8	138.8	141.9	141.9	144.8
Other blasting accessories (squibs, igniters, fuse, other blasting caps, n.e.c.)		2892-157	06/88	187.0	186.4	185.7	185.8	185.7	186.3	186.3	187.0	187.0	187.0	188.1	188.5	190.6
Secondary products and miscellaneous receipts		2892-SM		98.0	97.9	97.3	97.4	97.4	97.8	97.8	98.2	98.2	98.2	98.8	98.5	98.5
Miscellaneous receipts		2892-M	12/80	325.0	322.9	325.4	328.8	331.4	324.1	323.9	322.7	322.7	322.7	322.7	322.7	330.5
Resales		2892-Z89	12/80	309.3	307.3	309.6	312.9	315.3	308.4	308.2	307.1	307.1	307.1	307.1	307.1	314.5
Printing ink																
Primary products	2893	2893-P	06/84	138.0	139.1	138.8	138.5	138.1	138.1	138.0	138.1	138.1	137.9	137.4	137.3	136.9
Letterpress ink (black and color)		2893-1	06/84	137.8	138.9	138.7	138.3	137.9	137.8	137.8	137.8	137.8	137.7	137.2	137.1	136.8
Lithographic and offset ink (black and color)		2893-2	06/84	164.6	164.5	162.2	164.5	164.4	164.3	164.7	165.1	165.1	165.1	165.1	165.1	165.1
News and nonheat web ink		2893-231	12/89	136.5	138.6	138.5	137.4	136.6	136.5	136.4	136.5	136.5	136.2	135.1	135.1	134.2
Publication and commercial web ink		2893-233	12/97	122.5	125.0	125.0	125.0	122.3	122.3	122.3	122.4	122.4	122.4	120.3	120.3	120.3
Sheet-fed packaging ink		2893-234	12/97	98.6	98.6	98.5	97.0	96.6	96.6	96.5	96.5	96.5	96.1	95.2	95.2	95.2
Sheet-fed general printing ink		2893-244	12/97	102.7	103.1	103.0	103.0	103.0	103.0	102.8	102.9	102.9	102.9	102.9	102.9	99.9
Other lithographic and offset ink		2893-245	12/89	107.0	107.1	107.1	107.1	107.1	107.1	107.1	107.1	107.1	107.1	107.1	107.1	107.1
Gravure ink		2893-3	06/84	132.0	135.2	136.5	134.2	132.3	131.8	131.8	131.8	131.8	131.8	131.8	128.7	128.8
Flexographic ink		2893-4	06/84	127.6	127.5	127.7	127.7	127.7	127.7	127.7	127.7	127.7	127.7	127.7	127.7	127.7
Packaging ink		2893-481	06/84	131.3	131.9	131.4	131.5	131.5	131.5	131.2	131.2	131.2	131.2	131.2	130.8	130.8
Solvent types		2893-481B2	12/89	132.4	133.1	132.5	132.5	132.5	132.5	132.4	132.4	132.4	132.4	132.4	131.9	131.9
Water types		2893-481B3	12/89	122.4	122.5	122.4	122.4	122.4	122.4	122.4	122.4	122.4	122.4	122.4	122.4	122.4
Other flexographic ink		2893-484	12/89	115.0	115.9	115.2	115.2	115.2	115.0	115.0	115.0	115.0	115.0	115.0	114.4	114.4
Printing ink, n.e.c.		2893-5	06/84	119.0	119.4	119.2	119.6	119.6	119.6	118.9	118.7	118.7	118.7	118.7	118.7	118.7
Secondary products and miscellaneous receipts		2893-SM		154.2	153.9	153.9	153.9	153.9	153.9	153.9	153.9	153.9	153.9	154.5	154.5	155.4
Miscellaneous receipts		2893-M	06/84	157.7	157.7	157.7	157.7	157.7	157.7	157.7	157.7	157.7	157.7	157.7	157.7	157.7
Secondary products		2893-S	06/84	113.2	114.0	114.0	114.0	114.0	114.0	114.0	114.0	114.0	112.1	112.1	112.1	109.3
Carbon black																
Primary products	2895	2895-P	12/83	128.3	128.8	128.4	128.4	121.1	120.9	120.9	131.1	131.1	131.1	132.8	132.5	132.4
Carbon black		2895-1	12/83	128.3	128.8	128.4	128.4	121.1	120.9	120.9	131.1	131.1	131.1	132.8	132.5	132.4
Chemicals and chemical preparations, n.e.c.																
Primary products	2899	2899-P	06/85	139.1	138.4	138.2	138.6	138.5	138.7	139.4	139.4	139.3	139.4	139.4	139.6	139.9
Salt, evaporated and solar		2899-1	06/85	137.8	137.2	137.0	137.1	137.1	137.5	137.9	137.9	138.1	138.1	138.4	138.3	138.5
Fatty acids (produced for sale as such)		2899-2	06/85	128.4	126.7	126.7	126.7	127.0	127.4	126.9	127.0	130.8	130.1	130.2	130.7	130.9
Chemical preparations, n.e.c., including essential oils		2899-5	06/85	(¹)	(¹)	(¹)	(¹)	(¹)	(¹)	98.8	98.8	98.8	98.8	98.8	(¹)	(¹)
Water treating compounds		2899-57	06/85	142.0	141.5	141.2	141.4	141.4	141.8	142.4	142.3	142.3	142.3	142.7	142.5	142.7
Chemical preparations, n.e.c., including essential oils and automotive chemicals		2899-59	06/85	138.0	139.1	137.5	138.1	138.0	137.7	137.7	138.0	138.0	138.0	138.0	138.0	138.4
Secondary products and miscellaneous receipts		2899-SM		137.3	136.1	136.4	136.4	136.4	137.1	137.9	137.7	137.6	137.6	138.2	137.9	138.0
Miscellaneous receipts		2899-M	08/01	100.4	100.3	100.3	100.3	100.3	100.3	100.3	100.3	100.3	100.3	100.5	100.7	100.7
Secondary products		2899-S	06/85	156.1	154.2	153.6	156.6	156.0	153.7	158.3	159.3	155.5	157.8	152.8	156.4	158.8
Petroleum refining and related products																
	29		12/84	98.8	77.7	79.5	89.2	100.5	99.7	98.9	101.1	103.2	109.6	117.5	106.7	102.4

See footnotes at end of table.

Table 3. Producer price indexes for the net output of selected industries and their products, 2002¹—Continued

Industry and product	Industry code	Product code	Index base	Annual Average	January	February	March	April	May	June	July	August	September	October	November	December
Petroleum refining	291		06/85	96.3	73.3	75.3	85.9	98.3	97.2	96.3	98.8	101.0	108.0	116.6	105.0	100.2
Petroleum refining	2911		06/85	96.3	73.3	75.3	85.9	98.3	97.2	96.3	98.8	101.0	108.0	116.6	105.0	100.2
Primary products		2911-P	06/85	97.6	74.3	76.3	87.0	99.5	98.5	97.6	100.1	102.3	109.4	118.1	106.3	101.5
Liquefied refinery gases, including other aliphatics(feed stock and other uses)		2911-A	06/85	240.8	179.7	178.9	187.9	209.6	230.3	230.4	229.1	244.0	291.1	302.8	289.9	316.4
Other finished petroleum products, including waxes		2911-D	06/85	(²)	56.7	64.2	69.1	88.1	81.5	89.5	96.8	(²)	100.1	(²)	(²)	(²)
Gasoline, including finished base stocks and blending agents		2911-1	06/85	94.4	70.7	73.5	88.1	100.7	97.4	96.6	98.5	99.7	102.3	112.6	99.5	92.9
Motor gasoline, including finished base stocks and blending agents		2911-13	06/85	94.5	70.6	73.4	88.2	100.9	97.6	96.8	98.6	99.8	102.4	112.8	99.6	93.0
Regular gasoline		2911-134	06/85	91.4	67.7	70.7	86.1	98.0	94.5	93.8	95.2	96.5	99.0	109.8	96.4	89.7
Mid-premium gasoline		2911-135	12/87	143.2	106.6	113.3	132.1	155.7	148.0	146.2	149.6	151.2	154.6	169.4	150.6	140.9
Premium gasoline		2911-136	06/85	95.9	74.4	75.3	87.7	99.8	99.1	97.9	101.0	102.0	104.7	112.6	101.3	95.7
Jet fuel		2911-2	06/85	89.0	75.6	72.6	75.9	87.3	86.8	84.2	88.8	90.1	101.4	108.2	99.0	97.6
Kerosene, except jet fuel		2911-3	06/85	(²)	(²)	(²)	(²)	(²)	(²)	(²)	79.6	81.3	92.0	105.6	101.3	100.2
Light fuel oils		2911-4	06/85	96.9	74.0	75.6	87.7	97.0	95.2	90.6	95.8	99.1	113.8	121.3	105.3	107.2
Home heating oil and other distillates, NEC		2911-411	06/85	96.1	74.7	77.1	89.3	98.6	98.0	88.9	94.1	96.6	110.7	116.9	102.4	105.5
Diesel fuel		2911-413	06/85	97.5	73.7	75.1	87.3	96.3	93.5	91.8	97.1	100.7	115.6	123.5	107.0	108.7
Heavy fuel oils, including No. 5, No. 6, heavy diesel, gas enrichment oils, etc.		2911-5	06/85	102.6	78.7	78.4	81.8	102.4	102.4	104.9	108.0	104.1	117.0	125.9	126.1	102.1
Asphalt		2911-9	06/85	(²)	(²)	(²)	(²)	(²)	(²)	(²)	82.3	83.9	83.6	81.2	79.6	65.1
Paving and roofing materials	295		12/84	119.7	118.8	118.1	118.6	118.7	120.5	120.6	120.6	120.9	120.6	120.3	119.8	119.2
Asphalt paving mixtures and blocks	2951		06/81	141.0	139.1	138.0	139.6	140.0	141.6	141.7	142.2	141.8	142.1	142.1	141.9	141.6
Primary products		2951-P	06/81	137.5	136.7	135.5	135.9	136.1	137.8	137.9	138.5	138.0	138.4	138.6	138.4	138.0
Emulsified asphalt, including liquid additives		2951-111	06/81	126.0	126.0	126.0	126.2	125.6	125.7	126.0	126.0	126.0	126.0	126.0	126.0	126.0
Other liquid asphalt & tar paving materials, including cut backs		2951-112	06/81	103.5	102.0	102.0	102.7	102.7	102.7	104.2	104.2	104.2	104.2	104.2	104.2	104.2
Asphaltic (bituminous) concrete and paving cements		2951-113	06/81	147.0	146.1	144.4	144.7	145.1	147.7	147.4	148.3	147.6	148.2	148.4	148.1	147.6
Other asphalt paving mixtures and blocks		2951-114	06/81	86.6	84.2	85.5	85.6	85.9	85.9	87.5	87.5	87.5	87.5	87.5	87.5	87.5
Secondary products and miscellaneous receipts		2951-SM														
Secondary products		2951-S	06/81	167.0	155.3	155.3	167.8	170.4	170.4	170.4	170.2	170.2	170.0	168.1	168.1	168.1
Asphalt felts and coatings	2952		06/84	114.9	114.7	114.4	113.7	113.5	115.9	116.1	115.5	116.7	115.5	115.1	114.0	113.1
Primary products		2952-P	06/84	113.6	113.1	112.7	112.0	111.8	114.3	114.5	114.6	116.0	114.7	114.2	113.0	112.1
Roofing asphalts and pitches, coatings, and cements including fibrated and nonfi		2952-2	06/84	121.1	118.4	118.6	118.6	118.6	118.6	119.0	122.7	123.9	123.8	123.8	123.8	123.8
Prepared asphalt and tar roofing and siding products including saturated felts a		2952-3	06/84	110.5	110.4	109.9	109.1	108.8	111.8	112.0	111.4	112.8	111.3	110.8	109.4	108.4
Smooth-surface roll roofing and cap sheets including organic and fiberglass base		2952-31	06/84	112.1	110.7	111.0	110.7	111.1	111.1	111.1	112.3	112.5	113.2	114.2	113.8	113.7
Mineral-surface roll roofing and cap sheets including organic and fiberglass bas		2952-32	06/84	98.3	98.5	97.8	97.5	97.3	97.4	97.7	97.6	98.6	98.7	99.9	99.6	99.5
Shingles including strip and individual, organic and inorganic, all styles		2952-33	12/91	110.3	110.6	109.9	108.5	107.8	111.8	111.7	111.3	113.2	110.1	110.8	109.4	108.6
Other prepared asphalt & tar products for roofing and siding incl. organic and f		2952-37	06/98	128.4	127.3	127.1	127.9	128.8	130.6	131.5	130.0	130.0	132.6	127.2	125.0	122.7
Secondary products and miscellaneous receipts		2952-SM														
Secondary products		2952-S	06/84	118.0	122.4	122.4	122.4	(²)	(²)	(²)	113.7	113.7	113.7	113.7	113.7	113.7
Miscellaneous products of petroleum and coal	299		12/84	160.5	160.5	160.4	160.3	160.3	160.3	160.4	160.4	160.4	160.6	160.6	160.7	161.1
Lubricating oils and greases	2992		12/80	185.5	185.2	185.4	185.3	185.2	185.3	185.4	185.4	185.4	185.6	185.6	185.8	186.4
Primary products		2992-P	12/80	188.0	187.7	187.9	187.8	187.7	187.8	187.9	188.0	187.9	188.1	188.1	188.4	188.9

See footnotes at end of table.

Table 3. Producer price indexes for the net output of selected industries and their products, 2002¹—Continued

Industry and product	Industry code	Product code	Index base	Annual Average	January	February	March	April	May	June	July	August	September	October	November	December
Lubricating oils and greases—Continued																
Lubricating and similar oils		2992-1	12/80	189.5	189.2	189.4	189.3	189.2	189.3	189.3	189.4	189.4	189.6	189.6	189.8	190.3
Automotive lubricating oils		2992-111	12/80	205.9	205.8	205.9	205.9	205.6	205.8	205.8	205.9	205.8	205.9	205.8	205.8	206.5
Engine oils		2992-1115	06/95	116.7	116.7	116.7	116.7	116.7	116.7	116.7	116.7	116.7	116.7	116.7	116.7	116.8
Engine oil for gasoline engines		2992-11151	06/95	115.6	115.6	115.6	115.6	115.6	115.6	115.6	115.6	115.6	115.6	115.6	115.6	115.6
Engine oil for diesel engines		2992-11152	06/95	118.7	118.7	118.7	118.7	118.7	118.7	118.7	118.7	118.7	118.7	118.7	118.7	118.9
Other engine oil		2992-11153	06/95	128.3	128.4	128.4	128.4	128.4	128.4	128.0	128.0	128.0	128.0	128.0	128.0	129.6
Transmission and hydraulic fluids		2992-1116	06/95	121.7	121.6	121.6	121.6	121.6	121.6	121.6	121.6	121.6	121.6	121.6	121.6	123.1
Automatic transmission fluid		2992-11161	06/95	126.3	126.1	126.1	126.1	126.1	126.1	126.1	126.1	126.1	126.1	126.1	126.1	128.8
Other transmission and hydraulic fluids		2992-11162	06/95	116.3	116.3	116.3	116.3	116.3	116.3	116.3	116.3	116.3	116.3	116.3	116.3	116.3
Automotive gear oil		2992-1117	06/95	130.8	130.8	131.8	132.0	125.2	130.8	130.0	131.4	130.7	132.3	130.5	130.2	134.6
Automotive gear oil		2992-11171	06/95	130.8	130.8	131.8	132.0	125.2	130.8	130.0	131.4	130.7	132.3	130.5	130.2	134.6
Industrial lubricating oils		2992-121	12/80	156.9	156.2	156.6	156.3	156.6	156.6	156.7	156.8	156.8	157.2	157.2	157.6	158.0
General industrial oils		2992-12111	12/80	160.1	159.1	159.1	159.1	159.4	159.3	159.9	159.9	159.9	160.6	160.6	161.3	162.6
Industrial process oils		2992-12112	12/80	151.4	153.1	153.1	151.4	152.1	152.1	151.0	151.0	151.0	151.0	151.0	151.0	148.5
Industrial metalworking fluids		2992-12113	12/80	154.0	151.6	153.7	153.7	153.5	153.5	153.6	154.6	154.6	154.6	154.6	154.9	154.9
Lubricating greases		2992-2	12/80	180.2	179.3	180.2	180.4	180.0	179.7	180.0	180.2	179.7	179.7	180.3	181.3	181.6
Automotive greases		2992-231	12/80	160.2	160.0	160.0	160.0	160.0	160.0	160.0	160.0	160.0	160.0	160.0	160.0	162.4
Industrial greases		2992-232	12/80	190.3	189.0	190.4	189.6	190.0	189.6	190.1	190.3	189.6	189.6	190.5	192.2	192.0
Other greases		2992-234	06/88	175.5	175.8	175.8	(¹)	175.8	175.8	175.8	175.8	175.8	175.8	175.8	175.8	173.1
Secondary products and miscellaneous receipts		2992-SM														
Miscellaneous receipts		2992-M	12/80	(¹)	(¹)	(¹)	(¹)	(¹)	(¹)	(¹)	176.9	176.9	176.9	176.7	177.3	179.0
Resales		2992-Z89	06/88	(¹)	(¹)	(¹)	(¹)	(¹)	(¹)	(¹)	147.1	147.1	147.1	147.0	147.5	148.9
Secondary products		2992-S	12/80	152.8	152.7	152.7	152.7	152.7	152.7	152.7	152.7	152.7	153.0	153.0	153.1	153.3
Products of petroleum and coal, n.e.c.	2999		12/84	137.0	138.3	136.9	136.9	136.9	136.9	136.9	136.9	136.9	136.9	136.9	136.9	136.9
Primary products		2999-P	12/84	137.0	138.3	136.9	136.9	136.9	136.9	136.9	136.9	136.9	136.9	136.9	136.9	136.9
Calcined petroleum coke (not made in refineries)		2999-2	12/84	137.5	139.3	137.3	137.3	137.3	137.3	137.3	137.3	137.3	137.3	137.3	137.3	137.3
Rubber and miscellaneous plastic products	30		12/84	125.5	125.1	124.4	124.6	124.8	125.3	125.8	125.5	125.9	126.3	126.3	125.8	125.8
Tires and inner tubes	301		06/81	102.7	101.3	102.3	103.0	103.0	103.0	103.0	102.8	102.8	102.8	102.8	102.8	102.8
Tires and inner tubes	3011		06/81	102.7	101.3	102.3	103.0	103.0	103.0	103.0	102.7	102.8	102.8	102.8	102.8	102.8
Primary products		3011-P	06/81	97.9	96.5	97.5	98.2	98.2	98.2	98.2	97.9	98.0	98.0	98.0	98.0	98.0
Passenger car pneumatic tires		3011-1	06/81	90.6	89.2	90.3	91.1	91.1	91.1	91.1	90.6	90.6	90.6	90.6	90.6	90.6
Radials		3011-112	06/81	91.7	90.3	91.4	92.2	92.2	92.2	92.2	91.6	91.6	91.6	91.6	91.6	91.6
All season (except high performance) and all other radials incl. off highway		3011-1122	12/88	97.9	96.8	97.3	98.6	98.6	98.6	98.6	97.6	97.6	97.6	97.6	97.6	97.6
Replacement		3011-11224	06/95	92.9	91.6	92.3	93.7	93.7	93.7	93.7	92.6	92.6	92.6	92.6	92.6	92.6
High performance		3011-1123														
Truck/bus tires, including off highway		3011-2	06/81	91.2	89.6	90.6	91.4	91.4	91.3	91.3	91.5	91.4	91.4	91.4	91.4	91.4
Radials		3011-21	06/81	75.0	73.6	74.6	75.2	75.2	75.2	75.2	75.3	75.2	75.2	75.2	75.2	75.2
Light highway truck		3011-213	06/81	77.9	76.2	77.9	78.2	78.2	78.2	78.2	78.2	78.1	78.1	78.1	78.1	78.1
Replacement		3011-21312	06/95	92.0	89.6	91.9	92.3	92.3	92.3	92.3	92.3	92.3	92.3	92.3	92.3	92.3
Medium and wide base highway truck		3011-214														
Replacement		3011-21412	06/95	101.6	99.6	100.1	101.8	101.8	101.8	101.8	102.1	102.1	102.1	102.1	102.1	102.1
Non-radials		3011-215	06/81	98.0	98.0	98.0	98.9	98.8	98.1	98.4	98.6	97.6	97.3	97.3	97.3	97.2
Other pneumatic and all solid tires		3011-3	06/81	126.2	125.7	125.7	125.7	125.7	125.7	125.7	125.6	127.0	127.0	127.0	127.0	127.0
Tractor/Implement tires		3011-314	06/81	118.4	117.5	117.5	117.5	117.5	117.5	117.5	117.7	119.6	119.6	119.6	119.6	119.6
Front tractor and farm implement Original equipment and replacement		3011-31411	06/95	79.9	79.3	79.3	79.3	79.3	79.3	79.3	79.8	80.7	80.7	80.7	80.7	80.7
All other pneumatic, including aircraft, mobile home and bicycle		3011-319	06/81	137.8	138.9	138.9	138.9	138.9	138.9	138.9	136.7	136.7	136.7	136.7	136.7	136.7
Industrial and highway - solid		3011-333	06/81	125.9	125.7	125.7	125.7	125.7	125.7	125.7	125.7	126.4	126.4	126.4	126.4	126.4
Inner tubes		3011-4	06/81	134.7	134.9	134.9	134.9	134.9	134.9	134.9	134.9	134.9	134.9	134.0	134.0	134.0

See footnotes at end of table.

Table 3. Producer price indexes for the net output of selected industries and their products, 2002¹—Continued

Industry and product	Industry code	Product code	Index base	Annual Average	January	February	March	April	May	June	July	August	September	October	November	December
Tires and inner tubes—Continued																
Tread rubber, tire sundries, and repair materials		3011-5	06/81	141.0	140.8	140.8	140.8	140.8	140.8	140.9	140.9	140.9	140.9	141.1	141.2	141.2
Tread rubber		3011-511	06/81	130.6	130.6	130.6	130.6	130.6	130.6	130.6	130.6	130.6	130.6	130.6	130.6	130.6
Other tire sundries and repair materials, n.e.c.		3011-539	06/81	176.9	176.3	176.3	176.4	176.4	176.4	176.8	176.8	176.8	176.8	178.1	178.1	178.1
Rubber and plastic footwear	302		12/80	129.0	130.8	130.8	128.7	128.7	128.7	128.7	128.7	128.7	128.7	128.7	128.7	128.7
Rubber and plastic footwear	3021		12/80	129.0	130.8	130.8	128.7	128.7	128.7	128.7	128.7	128.7	128.7	128.7	128.7	128.7
Primary products		3021-P	12/80	135.1	137.3	137.3	134.7	134.7	134.7	134.7	134.7	134.7	134.7	134.7	134.7	134.7
Rubber, plastic, and other protective footwear		3021-1	12/80	156.7	156.7	156.7	156.7	156.7	156.7	156.7	156.7	156.7	156.7	156.7	156.7	156.7
Rubber uppers		3021-1A	12/86	140.9	140.9	140.9	140.9	140.9	140.9	140.9	140.9	140.9	140.9	140.9	140.9	140.9
Lumberman, pacs, rubbers, and other footwear having rubber uppers		3021-142	12/86	155.2	155.2	155.2	155.2	155.2	155.2	155.2	155.2	155.2	155.2	155.2	155.2	155.2
Non-protective footwear cemented, vulcanized, injection molded, etc. to fabric upper		3021-3	12/86	115.0	117.5	117.5	114.5	114.5	114.5	114.5	114.5	114.5	114.5	(²)	(²)	(²)
Gaskets, packing, and sealing devices and rubber and plastics hose and belting	305		06/95	110.0	109.7	109.5	109.7	109.7	109.7	109.7	109.6	110.4	110.2	110.5	110.5	110.5
Rubber and plastics hose and belting	3052		12/81	155.1	153.8	153.4	154.0	154.2	154.3	154.3	154.1	156.2	156.2	156.8	156.8	156.9
Primary products		3052-P	12/81	154.3	153.0	152.6	153.3	153.4	153.4	153.4	153.3	155.4	155.3	156.0	155.9	156.1
Rubber and plastics belts and belting, flat		3052-1	12/81	155.9	155.8	155.5	155.7	155.7	155.7	155.7	155.7	155.7	155.7	156.4	156.1	157.2
Light weight conveyor and elevator		3052-103	12/81	174.7	175.0	174.2	174.1	174.1	174.1	174.1	174.1	174.1	173.3	175.8	175.6	177.6
Heavy duty conveyor and elevator		3052-105	12/81	178.1	177.8	177.8	178.2	178.2	178.2	178.2	178.2	178.2	177.6	178.3	178.0	178.8
Rubber and plastics transmission belts and belting, other than flat		3052-2	12/81	145.4	143.5	143.5	144.8	144.9	144.9	144.9	144.9	146.7	146.7	146.7	146.7	146.7
Motor vehicle		3052-225	12/81	153.5	152.0	152.0	152.0	152.2	152.2	152.2	152.2	155.4	155.4	155.4	155.4	155.4
Rubber hose, mandrel made, and all hydraulic		3052-3	12/81	166.2	165.2	165.2	165.6	165.6	165.6	165.6	166.0	166.0	166.0	167.7	167.7	167.7
Textile, nonhydraulic		3052-314	12/81	182.3	181.2	181.2	181.2	181.2	181.2	181.2	181.9	181.9	181.9	184.9	184.9	184.9
Wire, hydraulic		3052-316	12/81	172.3	171.4	171.4	171.4	171.4	171.4	171.4	172.1	172.1	172.1	174.5	174.5	174.5
Wire, nonhydraulic		3052-318	12/81	89.1	87.9	87.9	89.3	89.3	89.3	89.3	89.3	89.3	89.3	89.3	89.5	89.5
Rubber and plastics garden hose		3052-5	12/81	154.4	154.4	154.4	154.4	154.4	154.4	154.4	154.4	154.4	154.4	154.4	154.4	154.4
Plastics, including perforated sprinkler		3052-561	12/81	145.4	145.4	145.4	145.4	145.4	145.4	145.4	145.4	145.4	145.4	145.4	145.4	145.4
Rubber		3052-563	12/81	181.7	181.7	181.7	181.7	181.7	181.7	181.7	181.7	181.7	181.7	181.7	181.7	181.7
All other rubber and plastics hose		3052-6	12/81	164.9	162.1	160.4	161.6	162.1	162.1	162.1	160.9	169.1	169.1	169.6	169.6	169.6
All other rubber hose		3052-6A	06/95	112.8	110.4	109.0	109.5	110.0	110.0	110.0	109.8	116.9	116.9	117.2	117.2	117.2
Wrapped reinforced		3052-63	07/95	135.7	142.7	134.7	134.7	134.7	134.7	134.7	134.7	134.7	134.7	136.1	136.1	136.1
All other rubber hose, n.e.c.		3052-674	12/81	146.4	139.5	139.5	140.4	141.3	141.3	140.9	154.5	154.5	154.5	154.5	154.5	154.5
Plastic hose, except garden		3052-68	12/81	192.0	191.8	191.6	194.7	194.8	194.8	194.8	189.8	189.8	189.8	191.0	190.7	190.7
Hydraulic		3052-682	06/87	158.3	160.4	160.4	164.9	164.9	164.9	164.9	152.8	152.8	152.8	153.5	153.5	153.5
Nonhydraulic		3052-684	12/81	203.1	201.3	201.0	203.1	203.1	203.1	203.1	203.1	203.1	203.1	204.6	204.1	204.1
Secondary products and miscellaneous receipts		3052-SM														
Secondary products		3052-S	12/81	192.3	191.0	190.1	190.2	190.2	191.8	191.8	190.6	193.2	194.8	194.6	194.6	194.6
Gaskets, packing and sealing devices	3053		12/85	139.8	140.1	139.9	139.9	139.9	139.7	139.8	139.8	140.0	139.5	139.8	139.9	139.9
Primary products		3053-P	12/85	144.5	144.8	144.6	144.6	144.6	144.4	144.4	144.5	144.7	144.1	144.6	144.6	144.6
Compression packings		3053-4	12/85	172.0	172.0	172.0	172.0	172.0	172.0	172.0	172.0	172.0	172.0	172.0	172.0	172.0
Nonmetallic gaskets and gasketing		3053-5	12/85	156.5	156.6	156.7	156.7	156.7	155.9	156.3	156.3	156.3	156.3	156.6	156.6	156.6
Elastomeric, all material		3053-515	12/85	140.1	139.1	139.5	139.5	139.5	139.5	140.7	140.7	140.7	140.7	140.7	140.7	140.7
Other non-metallic, n.e.c.		3053-529	12/85	133.1	133.6	133.6	133.6	132.6	132.6	132.6	132.6	132.6	133.1	133.1	133.1	133.1
Molded packing and sealing devices		3053-6	12/85	135.8	135.9	135.5	135.5	135.5	135.5	136.4	136.4	137.3	135.0	135.4	135.4	135.4
O-rings (including spliced; excluding metal)		3053-621	12/85	116.7	116.5	116.5	116.5	116.5	116.5	116.3	116.3	116.3	116.4	117.6	117.6	117.6
All other molded packing and seals (including leather and plastic seals)		3053-635	12/85	148.6	149.0	148.4	148.3	148.3	148.4	149.7	149.7	151.2	147.7	147.7	147.7	147.7
Metallic gaskets and machined seals		3053-7	12/85	179.1	179.9	179.9	179.9	179.9	179.9	178.3	178.3	178.3	178.2	178.9	179.0	179.0
Axial mechanical face seals		3053-8	12/85	154.5	154.5	154.5	154.5	154.5	154.5	154.5	154.5	154.5	154.5	154.5	154.5	154.5

See footnotes at end of table.

Table 3. Producer price indexes for the net output of selected industries and their products, 2002¹—Continued

Industry and product	Industry code	Product code	Index base	Annual Average	January	February	March	April	May	June	July	August	September	October	November	December
Gaskets, packing and sealing devices—Continued																
Rotary oil seals		3053-9	12/90	109.4	109.7	109.2	109.1	109.1	109.1	109.1	109.4	109.3	109.3	109.8	109.8	109.8
Secondary products and miscellaneous receipts		3053-SM														
Secondary products		3053-S	12/85	(²)	(²)	(²)	(²)	(²)	(²)	(²)	(²)	98.8	98.8	98.8	98.8	98.8
Fabricated rubber products, n.e.c.	306		12/88	121.4	121.3	121.3	121.3	121.1	121.2	121.2	121.4	121.9	121.9	121.9	121.3	121.2
Molded, extruded and lathe cut mechanical rubber goods	3061		12/88	119.0	118.5	118.5	118.6	118.9	119.0	118.9	119.3	119.2	119.2	119.1	119.2	119.1
Primary products		3061-P	12/88	117.3	116.8	116.8	116.9	117.2	117.3	117.2	117.6	117.5	117.5	117.5	117.5	117.4
Molded rubber mechanical goods		3061-A	06/83	120.7	119.9	120.0	120.1	120.5	120.7	120.6	121.2	121.2	121.0	121.0	121.0	120.9
Automotive		3061-A11	06/83	97.7	98.1	98.1	98.1	98.1	98.1	98.1	97.6	97.6	97.3	97.2	97.2	97.2
Transportation, other than automotive		3061-A12	06/83	134.6	131.2	131.2	131.2	135.7	135.7	135.7	135.7	135.7	135.7	135.7	135.7	135.7
Appliances, household and commercial		3061-A13	06/83	116.7	115.5	116.2	116.2	116.2	117.1	117.0	117.0	117.0	117.0	117.0	117.0	117.0
Oil and gas field machinery and equipment		3061-A14	06/83	135.7	137.1	137.1	137.1	137.1	137.1	134.7	134.7	134.7	134.7	134.7	134.7	134.7
Other molded goods		3061-A16	06/83	152.8	151.6	151.6	152.2	152.1	153.1	153.1	153.1	153.1	153.4	153.6	153.6	153.1
Extruded rubber mechanical goods		3061-B	06/83	115.3	115.4	115.4	115.4	115.4	115.5	115.4	115.4	115.0	115.2	115.2	115.2	115.2
Automotive, except tubing		3061-B11	06/83	99.4	99.5	99.5	99.5	99.5	99.5	99.5	99.5	99.1	99.3	99.3	99.3	99.3
Automotive tubing		3061-B13	12/88	94.9	94.9	94.9	94.9	94.9	94.9	94.9	94.9	94.9	94.9	94.9	94.9	94.9
Other tubing		3061-B14	06/83	182.8	182.8	182.8	182.8	182.8	182.8	182.8	182.8	182.8	182.8	182.8	182.8	182.8
Other extrusions		3061-B19	06/83	137.2	137.1	137.1	137.1	137.1	138.5	137.1	137.1	137.1	137.1	137.1	137.1	137.1
Secondary products and miscellaneous receipts		3061-SM														
Secondary products		3061-S	06/83	144.6	144.4	144.5	144.5	144.5	144.6	144.6	144.6	144.6	144.6	144.6	144.7	144.7
Fabricated rubber products, n.e.c.	3069		06/83	134.8	134.8	134.9	134.9	134.3	134.4	134.3	134.5	135.6	135.5	135.5	134.3	134.2
Primary products		3069-P	06/83	136.0	136.3	136.4	136.4	135.6	135.7	135.6	135.9	136.6	136.6	136.6	135.1	135.0
Industrial rubber products, n.e.c.		3069-C	06/83	154.5	155.0	154.9	154.6	154.5	154.6	154.4	154.6	154.6	154.4	154.6	154.2	153.8
Roll coverings, rubber and plastics		3069-C12	06/83	156.7	156.3	156.6	156.6	156.6	156.7	156.7	156.7	156.7	156.6	157.1	157.1	157.1
Other industrial rubber products, n.e.c.		3069-C55	12/99	101.2	101.7	101.6	101.3	101.2	101.3	101.1	101.3	101.1	101.1	101.2	100.9	100.6
Rubber coated fabrics and rubber clothing		3069-D	06/83	138.5	139.4	139.1	139.1	138.5	138.5	138.5	138.5	138.5	138.5	138.5	137.6	137.6
Other rubber goods		3069-E	06/83	135.4	135.3	135.4	135.6	135.3	135.6	135.4	135.5	135.7	135.3	135.2	135.4	135.2
Sponge, expanded and foam rubber		3069-3	06/83	144.6	142.8	142.8	142.8	142.8	142.8	142.8	142.8	148.1	148.1	148.1	145.6	145.6
Rubber floor and wall coverings		3069-4	06/83	122.0	123.1	122.8	122.7	122.7	122.7	122.5	123.0	122.3	122.1	122.1	119.0	119.0
Prophylactics		3069-5	12/88	167.5	170.5	171.5	172.0	165.0	165.2	165.0	166.7	166.7	166.8	166.8	166.8	166.9
Rubber druggist and medical sundries, including household gloves		3069-7	06/83	143.2	142.5	143.0	143.0	143.0	143.0	143.0	143.0	143.0	143.0	143.9	143.9	143.9
Rubber compounds or mixtures for sale or interplant transfer		3069-9	06/83	126.4	127.3	127.2	127.2	127.2	127.2	127.2	127.2	127.3	127.3	126.6	122.7	122.9
Secondary products and miscellaneous receipts		3069-SM														
Secondary products		3069-S	06/83	128.9	127.0	126.9	127.0	127.0	127.2	127.2	127.2	131.4	131.4	131.4	131.4	131.6
Miscellaneous plastic products	308		06/93	110.2	110.0	109.1	109.2	109.5	110.0	110.6	110.2	110.6	111.1	111.1	110.5	110.5
Unsupported plastics film and sheet	3081		06/93	112.3	110.9	109.3	110.0	112.9	112.9	114.4	111.5	112.1	113.1	113.9	112.8	113.3
Primary products		3081-P	12/82	133.0	131.6	129.5	130.4	134.0	133.7	135.2	132.0	133.0	134.0	135.0	133.5	134.1
Unsupported plastics film and sheet		3081-1	12/82	133.0	131.6	129.5	130.4	134.0	133.7	135.2	132.0	133.0	134.0	135.0	133.5	134.1
Unsupported polyethylene film and sheet		3081-102	06/93	129.8	124.2	123.1	123.5	132.5	132.2	133.2	130.1	130.7	132.5	133.5	131.3	131.3
Unsupported vinyl and vinyl copolymer film and sheet		3081-104	06/93	109.4	108.6	107.8	108.2	108.7	108.7	109.7	109.9	110.3	110.2	109.9	109.9	110.6
Other unsupported plastics film and sheet		3081-106	06/93	108.5	110.7	107.7	109.1	108.4	108.2	109.9	106.1	107.4	108.0	109.2	108.1	109.0
Secondary products and miscellaneous receipts		3081-SM														
Secondary products		3081-S	06/93	105.3	102.6	102.3	103.0	104.3	106.6	109.6	105.0	103.8	106.1	106.5	106.5	106.8
Unsupported plastics profile shapes, rods and tubes	3082		06/93	110.7	110.7	110.7	110.6	110.6	110.5	110.5	110.5	110.6	110.6	110.7	110.7	111.1
Primary products		3082-P	12/82	145.5	145.6	145.6	145.5	145.5	145.2	145.2	145.2	145.3	145.3	145.5	145.5	146.0
Unsupported plastics profile shapes, rods and tubes		3082-1	12/82	145.5	145.6	145.6	145.5	145.5	145.2	145.2	145.2	145.3	145.3	145.5	145.5	146.0
Secondary products and miscellaneous receipts		3082-SM														

See footnotes at end of table.

Table 3. Producer price indexes for the net output of selected industries and their products, 2002¹—Continued

Industry and product	Industry code	Product code	Index base	Annual Average	January	February	March	April	May	June	July	August	September	October	November	December
Unsupported plastics profile shapes, rods and tubes —Continued																
Secondary products		3082-S	06/93	116.7	116.4	116.4	116.4	116.4	116.4	116.4	116.8	117.1	117.2	117.2	117.2	117.2
Laminated plastics plate, sheet, and profile shapes	3083		06/93	123.3	123.8	123.7	123.8	123.5	123.1	123.1	122.4	122.6	122.8	123.1	123.7	123.7
Primary products		3083-P	12/82	159.1	160.1	159.8	160.0	159.6	159.0	159.1	158.0	158.3	158.5	158.9	158.9	159.0
Laminated plastics plate, sheet and profiles		3083-1	12/82	159.1	160.1	159.8	160.0	159.6	159.0	159.1	158.0	158.3	158.5	158.9	158.9	159.0
Secondary products and miscellaneous receipts		3083-SM														
Plastics pipe	3084		06/93	114.6	99.8	98.1	99.3	103.6	115.2	125.3	129.9	132.9	126.3	118.7	113.8	112.4
Primary products		3084-P	12/82	107.3	92.5	90.7	92.0	96.2	108.0	117.9	122.5	125.4	118.8	111.7	106.8	105.4
Plastics pipe		3084-1	12/82	107.3	92.5	90.7	92.0	96.2	108.0	117.9	122.5	125.4	118.8	111.7	106.8	105.4
Drain, waste and vent		3084-111	06/87	86.2	76.6	76.7	77.7	80.6	86.3	92.5	96.3	95.8	91.4	89.5	85.8	85.3
Sewer		3084-112	06/87	109.5	87.9	88.6	90.7	97.4	114.2	126.8	130.9	129.2	123.2	113.5	104.5	107.1
Oil and gas		3084-113	07/93	(²)	97.6	97.6	(²)	98.8	99.6	97.9	(²)	(²)	(²)	(²)	(²)	(²)
Water		3084-114	06/87	89.2	74.6	71.0	72.9	76.9	90.8	102.8	104.5	109.0	100.9	92.6	87.9	86.7
Industrial and mining		3084-115	06/93	156.7	137.9	135.9	137.0	143.7	154.8	164.2	173.9	179.9	175.1	162.7	157.5	157.5
Other plastics pipe		3084-119	07/87	119.4	102.9	101.7	99.3	102.4	113.0	121.3	135.7	142.9	137.3	132.2	127.6	116.7
Secondary products and miscellaneous receipts		3084-SM														
Secondary products		3084-S	06/93	152.1	148.3	150.6	150.3	150.3	147.7	153.7	154.6	154.7	156.0	152.6	152.6	153.8
Plastic bottles	3085		06/93	108.2	107.8	107.1	106.5	106.4	107.2	107.4	107.7	109.2	109.3	109.5	110.4	110.4
Primary products		3085-P	12/82	123.6	123.3	122.5	121.7	121.6	122.4	122.7	123.0	124.7	124.9	125.0	126.0	126.0
Plastic bottles		3085-1	06/87	117.8	117.5	116.7	116.0	115.8	116.7	116.9	117.2	118.8	119.0	119.1	120.1	120.1
Plastic bottles		3085-101	06/87	117.8	117.5	116.7	116.0	115.8	116.7	116.9	117.2	118.8	119.0	119.1	120.1	120.1
Secondary products and miscellaneous receipts		3085-SM														
Secondary products		3085-S	06/93	113.1	109.9	109.9	109.9	110.1	111.2	111.4	113.1	114.9	115.2	116.4	(²)	(²)
Plastic foam products	3086		06/93	110.4	109.2	109.8	109.8	109.6	109.9	110.0	110.5	110.3	110.8	111.8	111.6	111.9
Primary products		3086-P	06/87	119.9	118.5	119.2	119.2	118.9	119.2	119.4	119.9	119.7	120.3	121.5	121.3	121.6
Transportation foam products made of polystyrene or urethane		3086-11	12/82	112.4	112.4	112.4	112.4	112.4	112.4	112.4	112.4	112.4	112.4	112.4	112.4	112.4
Packaging foam products made of polystyrene or urethane		3086-2	12/82	122.7	121.8	122.0	121.9	121.8	122.2	122.6	122.9	122.8	122.4	124.0	123.7	124.2
Building and construction foam products made of polystyrene or urethane		3086-3	01/83	151.4	138.0	152.4	152.4	152.4	152.3	152.3	152.3	153.6	152.9	152.6	152.6	153.1
Furniture and furnishing foam products made of polystyrene or urethane		3086-4	12/82	136.4	136.4	136.4	134.8	134.1	132.2	134.1	134.9	134.9	134.9	141.2	141.2	141.2
Consumer and institutional foam products made of polystyrene or urethane		3086-5	12/82	119.5	118.0	118.9	118.1	117.7	118.4	119.9	120.5	118.3	121.8	121.8	120.6	119.6
Other plastic foam products made of polystyrene or urethane		3086-6	02/89	88.2	86.6	86.6	86.6	86.6	89.1	89.0	89.0	89.1	89.1	89.1	89.1	88.8
Products made of other foam, including phenolics, vinyl, cellulose acetate, etc.		3086-7	12/99	105.8	105.4	105.0	105.3	105.0	105.1	104.9	105.5	105.6	105.7	107.1	107.3	107.8
Secondary products and miscellaneous receipts		3086-SM														
Custom compounding of purchased plastic resins	3087		06/93	107.0	113.8	108.3	108.3	105.4	105.9	105.4	105.6	106.1	106.7	106.3	106.5	105.9
Primary products		3087-P	06/93	109.6	117.1	110.8	110.8	107.7	108.2	107.7	107.9	108.5	109.1	108.6	108.8	109.5
Custom compounding of purchased resins and color concentrates		3087-1	06/93	109.6	117.1	110.8	110.8	107.7	108.2	107.7	107.9	108.5	109.1	108.6	108.8	109.5
Custom compounding of purchased resins		3087-101	06/93	108.7	118.7	110.4	110.4	106.2	106.9	106.2	106.6	107.3	108.2	107.5	107.8	108.6
Color concentrates		3087-102	06/93	113.3	113.3	113.3	113.3	113.3	113.3	113.3	113.3	113.3	113.3	113.3	113.3	113.3
Plastic plumbing fixtures	3088		06/93	118.6	118.4	118.6	118.5	118.6	118.4	118.7	118.7	118.7	118.7	118.7	118.7	118.7
Primary products		3088-P	06/93	117.6	117.4	117.5	117.5	117.5	117.4	117.6	117.7	117.7	117.6	117.7	117.7	117.6
Plastic plumbing fixtures		3088-1	06/93	117.6	117.4	117.5	117.5	117.5	117.4	117.6	117.7	117.7	117.6	117.7	117.7	117.6

See footnotes at end of table.

Table 3. Producer price indexes for the net output of selected industries and their products, 2002¹—Continued

Industry and product	Industry code	Product code	Index base	Annual Average	January	February	March	April	May	June	July	August	September	October	November	December
Plastic plumbing fixtures—Continued																
Plastic plumbing fixtures		3088-101	06/93	117.6	117.4	117.5	117.5	117.5	117.4	117.6	117.7	117.7	117.6	117.7	117.7	117.6
Plastics products, n.e.c.	3089		06/93	108.9	109.2	108.5	108.5	108.6	108.6	108.8	108.4	108.6	109.6	109.6	109.0	109.0
Primary products		3089-P	06/87	128.4	129.0	128.0	128.1	128.1	128.2	128.5	127.9	127.9	129.2	129.3	128.4	128.4
Reinforced and fiberglass plastics products, n.e.c.		3089-A	06/93	111.6	109.9	109.9	109.9	109.9	111.4	111.4	112.7	112.7	112.7	113.1	113.1	113.1
Transportation, fabricated plastics products, except foam & reinforced plastics		3089-1	06/93	99.8	100.7	100.6	100.1	100.1	100.1	99.6	99.6	99.6	99.7	99.7	98.8	98.8
Electrical & electronic fabricated plastics products, except foam and reinforced		3089-2	12/82	109.1	108.9	108.9	108.9	108.9	108.9	109.2	109.2	109.2	109.2	109.2	109.2	109.2
Industrial machinery plastics products, except foam		3089-3	06/93	112.3	112.3	112.3	112.3	112.3	112.3	112.3	112.3	112.3	112.3	112.3	112.3	112.3
Plastics packaging, except film and sheet, foam, and bottles		3089-4	06/93	110.6	110.0	110.0	110.0	110.0	109.9	110.0	110.2	110.5	111.6	111.6	111.6	111.7
Plastics dinnerware, tableware, and kitchenware, except foam and cups		3089-5	06/93	114.6	114.3	114.3	114.3	114.3	114.3	114.8	114.8	114.8	114.8	114.8	114.8	114.8
Consumer, institutional, and commercial fabricated plastics products, excl. foam		3089-6	06/93	106.7	109.2	105.8	106.2	106.2	105.9	107.3	104.9	104.9	107.6	107.7	107.7	107.6
Plastics furniture components and furnishings excl. foam and reinforced plastics		3089-7	12/82	111.7	111.7	111.7	111.7	111.7	111.7	111.7	111.7	111.7	111.7	111.7	111.7	111.7
Building & construction fabricated plastics products, excl. foam & hardware		3089-8	06/87	147.8	147.0	147.3	148.5	148.5	148.5	148.5	147.3	147.3	150.6	150.2	145.1	145.1
Plastics shoe products including taps, soles, and quarterlinings		3089-9	06/84	132.8	132.3	133.7	132.9	132.9	132.8	132.8	132.8	132.8	132.8	132.8	132.8	132.8
Secondary products and miscellaneous receipts		3089-SM														
Secondary products		3089-S	06/93	116.2	114.4	114.4	114.4	114.4	115.1	115.1	116.0	117.4	117.3	118.1	118.7	118.7
Leather and leather products	31		12/84	141.1	140.2	139.8	140.0	140.1	140.6	140.9	141.4	142.0	141.9	141.8	142.1	142.5
Leather tanning and finishing	311		06/81	191.4	186.2	184.6	185.6	186.2	187.9	190.8	192.5	197.0	196.4	195.2	197.2	197.4
Leather tanning and finishing	3111		06/81	191.3	186.1	184.5	185.5	186.1	187.7	190.7	192.3	196.8	196.3	195.1	197.0	197.2
Primary products		3111-P	06/81	191.7	186.3	184.7	185.8	186.3	188.1	191.1	192.7	197.4	196.8	195.6	197.6	197.8
Finished and unfinished leather		3111-6	12/97	109.9	106.6	105.6	106.2	106.6	107.6	109.5	110.5	113.3	113.0	112.2	113.5	113.6
Finished cattle and kip side leather		3111-61	12/97	104.6	103.7	101.0	100.7	101.1	102.3	102.7	104.0	107.7	108.4	107.7	108.1	108.4
Unfinished cattle and kip side leather		3111-65	12/97	129.0	116.5	122.0	126.4	126.4	126.4	134.2	134.2	134.2	129.7	129.7	134.2	134.2
Other leathers, finished and unfinished		3111-67	12/97	111.4	108.5	108.9	108.9	110.6	113.9	108.9	114.3	114.3	114.3	109.4	109.9	109.4
Receipts for contract tanning done for others on their materials		3111-9	06/81	139.9	139.7	139.7	139.8	140.0	140.0	140.0	140.0	140.0	140.0	140.0	140.0	139.5
Secondary products		3111-S	04/82	147.3	147.3	147.3	147.3	147.3	147.3	147.3	147.3	147.3	147.3	147.3	147.3	147.3
Boot and shoe cut stock and findings	313		12/84	140.6	140.4	140.4	140.4	140.4	140.4	140.8	140.8	140.8	140.8	140.8	140.8	140.8
Boot and shoe cut stock and findings	3131		12/84	140.6	140.4	140.4	140.4	140.4	140.4	140.8	140.8	140.8	140.8	140.8	140.8	140.8
Primary products		3131-P	12/84	144.3	144.1	144.1	144.1	144.1	144.1	144.5	144.5	144.5	144.5	144.5	144.5	144.5
Other leather cut stock		3131-131	12/84	135.6	135.6	135.6	135.6	135.6	135.6	135.6	135.6	135.6	135.6	135.6	135.6	135.6
Non-leather stock and findings incl. heels		3131-191	12/84	140.3	140.3	140.3	140.3	140.3	140.3	140.3	140.3	140.3	140.3	140.3	140.3	140.3
Secondary products and miscellaneous receipts		3131-SM														
Footwear, except rubber	314		12/84	140.9	140.8	140.6	140.5	140.4	140.9	141.0	141.0	140.9	140.9	141.0	141.0	141.3
House slippers	3142		06/85	135.0	132.4	132.4	132.4	132.4	136.3	136.3	136.3	136.3	136.3	136.3	136.3	136.3
Primary products		3142-P	06/85	132.1	132.1	132.1	132.1	132.1	132.1	132.1	132.1	132.1	132.1	132.1	132.1	132.1
House slippers, all types, except socks		3142-1	06/85	131.7	131.7	131.7	131.7	131.7	131.7	131.7	131.7	131.7	131.7	131.7	131.7	131.7
House slippers, except leather		3142-122	06/85	111.8	111.8	111.8	111.8	111.8	111.8	111.8	111.8	111.8	111.8	111.8	111.8	111.8
Fabric house slippers		3142-1223	12/90	98.3	98.3	98.3	98.3	98.3	98.3	98.3	98.3	98.3	98.3	98.3	98.3	98.3
Men's		3142-12234	12/90	108.6	108.6	108.6	108.6	108.6	108.6	108.6	108.6	108.6	108.6	108.6	108.6	(²)

See footnotes at end of table.

Table 3. Producer price indexes for the net output of selected industries and their products, 2002¹—Continued

Industry and product	Industry code	Product code	Index base	Annual Average	January	February	March	April	May	June	July	August	September	October	November	December
House slippers—Continued																
Women's		3142-12235	12/90	97.3	97.3	97.3	97.3	97.3	97.3	97.4	97.4	97.4	97.4	97.4	97.4	97.4
Secondary products and miscellaneous receipts		3142-SM														
Men's footwear	3143		12/80	166.8	166.6	166.6	166.6	166.4	166.7	166.8	166.8	166.8	166.8	166.8	166.8	167.4
Primary products		3143-P	12/80	170.6	170.3	170.4	170.4	170.1	170.4	170.7	170.7	170.7	170.6	170.6	170.6	171.4
Men's shoes, except athletic		3143-4	12/93	110.8	110.7	110.7	110.7	110.5	110.7	110.9	110.9	110.9	110.9	110.9	110.9	111.4
Dress and casual shoes and boots, except western		3143-411	12/93	112.1	112.3	112.4	112.4	111.9	112.1	112.1	112.1	112.1	112.1	112.1	112.1	112.1
Boots, dress and casual, except western style		3143-421	12/93	117.5	116.4	117.1	117.1	117.1	117.1	117.1	117.1	117.1	117.1	117.1	117.1	122.5
Western style boots		3143-422	12/93	96.6	96.6	96.6	96.6	96.6	96.6	96.6	96.6	96.6	96.6	96.6	96.6	96.6
Work oxfords		3143-431	12/93	125.2	124.9	124.0	124.0	125.8	125.8	125.8	125.8	125.8	125.6	125.6	125.6	125.6
Workshoes and work oxfords		3143-441	12/93	118.3	117.7	117.7	117.7	117.7	118.1	118.6	118.6	118.6	118.6	118.6	118.6	119.8
Secondary products and miscellaneous receipts		3143-SM	12/80	150.3	150.3	150.3	150.3	150.3	150.3	150.3	150.3	150.3	150.3	150.3	150.3	150.3
Secondary products		3143-S	12/80	144.1	144.1	144.1	144.1	144.1	144.1	144.1	144.1	144.1	144.1	144.1	144.1	144.1
Secondary products		3143-SS	12/80	144.1	144.1	144.1	144.1	144.1	144.1	144.1	144.1	144.1	144.1	144.1	144.1	144.1
Women's footwear	3144		12/80	132.5	133.7	132.6	132.3	132.4	132.5	132.6	132.3	131.9	131.9	132.5	132.5	132.5
Primary products		3144-P	12/80	131.1	131.5	131.5	131.0	131.0	131.0	131.1	131.1	130.6	130.6	131.2	131.2	131.2
Women's shoes, except athletic		3144-4	12/93	104.3	104.6	104.6	104.2	104.2	104.3	104.3	103.9	103.9	104.4	104.4	104.4	104.4
Sandals		3144-411	12/93	123.0	121.7	121.7	121.7	121.7	121.7	124.0	124.0	124.0	124.0	124.0	124.0	124.0
Dress and casual, except sandals		3144-421	12/93	103.0	103.4	103.4	102.9	102.9	102.9	102.9	102.9	102.5	102.5	103.1	103.1	103.1
Secondary products and miscellaneous receipts		3144-SM														
Secondary products		3144-S	12/80	179.9	187.9	178.6	178.6	179.5	180.8	180.9	178.3	178.3	178.3	179.0	179.0	179.0
Footwear, except rubber, n.e.c.	3149		12/79	156.1	156.0	156.0	155.7	155.7	155.7	156.0	156.4	156.4	156.4	156.4	156.4	156.4
Primary products		3149-P	12/79	158.0	157.9	157.9	157.6	157.6	157.6	157.9	158.4	158.4	158.4	158.4	158.4	158.4
Children's shoes and boots, except athletic		3149-3	12/79	179.8	179.3	179.3	179.3	179.3	179.3	179.3	180.3	180.3	180.3	180.3	180.3	(²)
Infants' and babies' footwear		3149-4	12/79	183.8	182.9	182.9	182.9	182.9	182.9	182.9	184.6	184.6	184.6	184.6	184.6	184.6
Secondary products and miscellaneous receipts		3149-SM														
Leather gloves and mittens	315		06/85	139.1	138.5	138.8	138.6	138.6	138.6	138.7	138.6	138.6	138.7	138.7	138.7	143.8
Leather gloves and mittens	3151		06/85	139.1	138.5	138.8	138.6	138.6	138.6	138.7	138.6	138.6	138.7	138.7	138.7	143.8
Primary products		3151-P	06/85	146.4	145.9	146.3	146.0	146.0	146.0	146.3	146.1	146.1	146.1	146.1	146.1	149.9
All leather dress and semidress gloves and mittens		3151-2	06/85	132.8	132.7	132.7	132.7	132.7	132.7	132.7	132.9	132.9	132.9	132.9	132.9	132.9
All leather dress and semidress gloves and mittens		3151-222	06/91	106.5	106.4	106.4	106.4	106.4	106.4	106.4	106.5	106.5	106.5	106.5	106.5	106.5
All leather work gloves and mittens		3151-7	06/85	150.9	150.2	150.8	150.4	150.4	150.4	150.7	150.4	150.4	150.5	150.4	150.4	155.8
All grain, excluding welders		3151-781	06/85	153.7	153.1	153.2	153.2	153.2	153.2	153.2	153.2	153.2	153.2	153.2	153.2	159.3
All split, excluding welders		3151-783	06/85	130.9	129.6	131.2	130.1	130.1	130.1	130.1	130.1	130.1	130.3	130.3	130.3	137.5
Secondary products and miscellaneous receipts		3151-SM														
Resales		3151-Z89	06/85	139.5	138.8	138.8	138.8	138.8	138.8	138.8	138.8	138.8	138.8	138.8	138.8	147.4
Secondary products		3151-S	06/85	113.3	113.0	113.0	113.0	113.0	113.0	113.0	113.0	113.0	114.1	113.7	113.7	113.7
Luggage	316		12/84	125.9	126.8	125.4	125.9	125.9	126.2	125.9	125.9	125.9	125.9	125.9	125.9	125.9
Luggage	3161		12/84	125.9	126.8	125.4	125.9	125.9	126.2	125.9	125.9	125.9	125.9	125.9	125.9	125.9
Primary products		3161-P	12/84	125.3	124.8	124.8	125.4	125.4	125.8	125.4	125.4	125.4	125.4	125.4	125.4	125.4
Hand luggage		3161-1	12/84	114.7	114.2	114.2	114.8	114.8	115.1	114.7	114.7	114.7	114.7	114.7	114.7	114.7
Luggage other than hand luggage		3161-2	12/84	148.0	146.0	148.1	148.2	148.2	148.2	148.2	148.2	148.2	148.2	148.2	148.2	148.2
Secondary products and miscellaneous receipts		3161-SM														
Secondary products		3161-S	12/84	137.4	135.9	135.9	135.9	135.9	138.1	138.1	138.1	138.1	138.1	138.1	138.1	138.1
Secondary products		3161-SS	06/90	128.3	126.9	126.9	126.9	126.9	129.0	129.0	129.0	129.0	129.0	129.0	129.0	129.0
Handbags and other personal leather goods	317		12/84	126.0	124.4	126.4	126.4	126.4	126.4	124.9	126.6	126.5	125.9	125.9	125.9	126.6
Women's and children's handbags and purses	3171		06/82	127.2	124.6	127.9	127.9	127.9	127.9	125.1	128.3	128.1	127.0	126.9	126.9	128.2

See footnotes at end of table.

Table 3. Producer price indexes for the net output of selected industries and their products, 2002¹—Continued

Industry and product	Industry code	Product code	Index base	Annual Average	January	February	March	April	May	June	July	August	September	October	November	December
Women's and children's handbags and purses —Continued																
Primary products		3171-P	06/82	126.5	123.3	126.7	126.7	126.7	126.7	123.9	127.1	127.0	127.0	127.0	127.0	128.7
All or chiefly leather		3171-511	06/82	125.4	124.2	125.1	125.1	125.1	125.1	125.1	125.7	125.5	125.5	125.4	125.4	127.7
Other materials, except precious metals		3171-541	12/98	107.1	100.5	108.4	108.4	108.4	108.4	108.4	108.4	108.4	108.4	108.4	108.4	108.6
Secondary products and miscellaneous receipts		3171-SM														
Secondary products		3171-S	06/82	139.3	136.4	139.9	139.9	139.9	139.9	136.5	139.9	139.9	139.9	139.9	139.9	139.9
Personal leather goods except women's handbags and purses	3172		06/82	146.0	145.5	146.1	146.1	146.1	146.1	146.1	146.1	146.1	146.1	146.1	146.1	146.1
Primary products		3172-P	06/82	147.9	147.4	148.0	148.0	148.0	148.0	148.0	148.0	148.0	148.0	148.0	148.0	148.0
Billfolds, wallets, french purses and clutches		3172-511	06/82	150.6	150.6	150.6	150.6	150.6	150.6	150.6	150.6	150.6	150.6	150.6	150.6	150.6
Other personal goods		3172-598	12/98	101.7	101.0	101.8	101.7	101.7	101.7	101.7	101.7	101.7	101.7	101.7	101.7	101.8
Secondary products and miscellaneous receipts		3172-SM	06/82	132.0	131.3	132.1	132.1	132.1	132.1	132.1	132.1	132.1	132.1	132.1	132.1	132.1
Miscellaneous receipts		3172-M	07/94	102.0	102.0	102.0	102.0	102.0	102.0	102.0	102.0	102.0	102.0	102.0	102.0	(²)
Resales		3172-Z89	07/94	102.0	102.0	102.0	102.0	102.0	102.0	102.0	102.0	102.0	102.0	102.0	102.0	(²)
Secondary products		3172-S	06/82	147.0	145.6	147.2	147.1	147.1	147.1	147.1	147.1	147.1	147.1	147.1	147.1	147.1
Secondary products		3172-SS	06/89	129.3	128.1	129.5	129.4	129.4	129.4	129.4	129.4	129.4	129.4	129.4	129.4	129.4
Leather goods, n.e.c.	319		06/85	147.5	146.5	146.8	147.0	147.0	147.0	147.0	148.0	147.9	147.9	148.3	148.4	148.4
Leather goods, n.e.c.	3199		06/85	147.5	146.5	146.8	147.0	147.0	147.0	147.0	148.0	147.9	147.9	148.3	148.4	148.4
Primary products		3199-P	06/85	151.9	150.9	151.3	151.4	151.4	151.4	151.4	152.2	152.0	152.0	152.5	152.7	152.7
Leather goods, excluding industrial leather		3199-A	12/91	120.6	119.7	120.1	120.2	120.2	120.2	120.2	120.2	120.7	120.7	121.2	121.3	121.3
Saddlery and harness and accouterments		3199-131	06/85	147.9	148.3	147.8	147.8	147.8	147.8	147.8	147.8	147.8	147.8	147.8	148.5	148.5
Dog collars, leashes and other household pet accessories made of leather		3199-196	06/85	149.4	149.7	149.7	149.7	149.7	149.7	149.7	149.7	149.0	149.0	149.0	149.0	149.0
Other leather goods		3199-197	06/85	146.2	143.6	144.8	145.1	145.1	145.1	145.1	146.9	146.9	146.9	148.1	148.1	148.1
Industrial leather		3199-B	12/91	128.3	128.3	128.3	128.3	128.3	128.3	128.3	128.3	128.3	128.3	128.3	128.3	128.3
Industrial leather belting/industrial leather products		3199-191	06/85	180.6	180.6	180.6	180.6	180.6	180.6	180.6	180.6	180.6	180.6	180.6	180.6	180.6
Secondary products and miscellaneous receipts		3199-SM														
Secondary products		3199-S	06/85	147.4	144.7	144.8	145.4	145.4	145.4	145.4	149.6	149.6	149.6	149.6	149.6	149.6
Stone, clay, glass, and concrete products	32		12/84	137.1	136.9	136.4	136.3	136.6	137.1	137.2	137.0	137.4	137.6	137.4	137.3	137.3
Flat glass	321		12/80	95.2	95.1	95.1	94.5	94.7	94.4	95.2	96.8	95.5	94.5	94.7	96.0	96.2
Flat glass	3211		12/80	95.2	95.1	95.1	94.5	94.7	94.4	95.1	96.8	95.5	94.5	94.7	95.9	96.2
Primary products		3211-P	12/80	95.4	95.1	95.1	94.8	94.7	94.8	95.2	97.1	95.8	94.8	95.0	96.2	96.0
Other flat glass, made from glass produced in the same establishment		3211-4	12/80	97.9	98.1	97.9	98.3	98.4	98.7	98.7	98.7	96.9	97.0	97.9	97.0	97.1
Raw flat glass or window glass (float, sheet and plate) ..		3211-5	12/80	99.9	98.6	98.6	98.5	98.3	98.1	98.9	102.4	101.7	99.9	99.8	102.4	102.0
Up to and including .107 inch		3211-512	12/80	86.5	86.7	86.7	86.8	86.6	86.4	86.4	86.5	86.4	86.3	86.4	86.6	85.6
Glass and glassware, pressed or blown	322		12/84	127.2	127.2	127.0	127.3	126.7	126.5	126.8	127.0	127.5	127.9	126.8	127.7	127.7
Glass containers	3221		06/82	133.4	132.2	132.7	132.7	132.5	132.9	133.8	133.7	133.7	133.9	134.1	134.1	134.1
Primary products		3221-P	06/82	133.8	132.7	133.1	133.1	133.0	133.4	134.2	134.2	134.2	134.4	134.6	134.6	134.6
Narrow neck and wide mouth containers, ex. food		3221-A	06/95	103.5	102.7	102.9	102.9	102.8	103.1	103.9	103.9	103.9	103.7	103.9	103.9	103.9
Beverage containers		3221-1B	06/95	101.2	100.8	100.8	100.8	100.7	101.6	101.6	101.6	101.6	101.4	101.6	101.6	101.6
Non-alcoholic beverage		3221-115	06/82	132.9	132.3	132.3	132.3	132.3	132.3	133.7	133.7	133.7	132.9	132.9	132.9	132.9
Food containers		3221-2	06/95	104.3	103.1	103.7	103.7	103.7	104.2	104.2	104.1	104.1	105.2	105.2	105.2	105.2
Narrow neck food containers		3221-21	06/82	126.2	126.2	126.2	126.2	126.2	126.2	126.2	126.2	126.2	126.2	126.2	126.2	126.2
Wide mouth food containers		3221-22	07/95	102.6	101.1	101.9	101.9	101.9	102.5	102.5	102.3	102.3	103.6	103.6	103.6	103.6
Secondary products and miscellaneous receipts		3221-SM														

See footnotes at end of table.

Table 3. Producer price indexes for the net output of selected industries and their products, 2002¹—Continued

Industry and product	Industry code	Product code	Index base	Annual Average	January	February	March	April	May	June	July	August	September	October	November	December
Pressed and blown glass, n.e.c.	3229		06/83	131.5	132.5	131.8	132.2	131.2	130.6	130.6	130.9	131.7	132.4	130.3	132.0	131.9
Primary products		3229-P	06/83	132.2	133.2	132.4	132.9	131.9	131.2	131.1	131.5	132.4	133.1	130.9	132.6	132.6
Table, kitchen, art, and novelty glassware		3229-1	06/83	160.8	160.9	160.5	163.3	160.5	160.6	160.6	160.5	160.6	160.6	160.6	160.6	160.7
Machine made table, kitchen, art, and novelty glassware		3229-12	06/83	162.1	162.2	161.8	164.8	161.8	161.9	161.9	161.8	161.8	161.8	161.9	161.8	161.9
Tumblers (one piece excluding packers' tumblers)		3229-121	06/83	148.7	148.7	148.5	150.4	148.2	148.8	148.5	148.3	148.5	148.5	148.5	148.3	148.6
Tableware		3229-123	06/83	160.4	160.4	160.4	160.4	160.4	160.4	160.4	160.4	160.4	160.4	160.7	160.7	160.7
Cookware, ovenware, kitchenware, and microwave oven glass		3229-125	06/83	155.0	155.0	155.0	155.0	155.0	155.0	155.0	155.0	155.0	155.0	155.0	155.0	155.0
Ornamental, decorative, and novelty glassware and smokers' accessories		3229-128	06/83	148.1	149.2	149.2	147.8	147.8	147.8	147.8	147.8	147.8	147.8	147.8	147.9	147.9
Handmade table, kitchen, art, and novelty glassware		3229-13	06/83	163.2	162.9	162.9	162.9	162.9	162.9	162.9	162.9	162.9	162.9	163.5	164.4	164.4
Lighting and electronic glassware		3229-2	06/83	119.5	119.0	119.0	118.2	119.9	120.0	119.9	119.9	119.5	119.5	119.7	119.7	119.7
Machine-made lighting/electronic glassware		3229-2A	12/91	100.6	99.4	99.4	99.4	100.9	100.9	100.9	100.9	100.9	100.9	101.1	101.1	101.1
Bowls and enclosing globes (interior and exterior)		3229-224	12/91	141.0	140.5	140.5	140.5	140.5	140.5	140.5	140.5	140.5	140.5	142.6	142.6	142.6
Glass fiber-textile type		3229-3	06/83	99.5	102.3	100.7	101.3	98.8	97.0	97.0	97.8	100.2	101.7	96.6	100.6	100.4
Other pressed and blown glassware		3229-4	06/83	179.8	179.8	179.8	179.8	179.8	179.8	179.8	179.8	179.8	179.8	179.8	179.8	179.8
Machine-made glassware, n.e.c.		3229-4A	12/91	125.9	125.9	125.9	125.9	125.9	125.9	125.9	125.9	125.9	125.9	125.9	125.9	125.9
Other glassware		3229-428	12/91	125.2	125.2	125.2	125.2	125.2	125.2	125.2	125.2	125.2	125.2	125.2	125.2	125.2
Handmade glassware, n.e.c.		3229-4B	12/91	138.1	138.1	138.1	138.1	138.1	138.1	138.1	138.1	138.1	138.1	138.1	138.1	138.1
Transfers and shipments of partially fabricated pressed and blown glassware, n.e.c.		3229-4C	12/91	113.1	113.1	113.1	113.1	113.1	113.1	113.1	113.1	113.1	113.1	113.1	113.1	113.1
Secondary products and miscellaneous receipts		3229-SM														
Secondary products		3229-S	06/83	103.1	103.8	103.8	102.9	102.9	102.9	102.9	102.9	102.9	102.9	102.9	102.9	102.9
Products of purchased glass	323		06/83	133.8	133.7	133.4	133.4	133.4	133.2	133.8	133.8	134.6	134.2	134.1	133.8	134.4
Products of purchased glass	3231		06/83	133.8	133.6	133.4	133.4	133.3	133.2	133.8	133.8	134.6	134.2	134.1	133.8	134.3
Primary products		3231-P	06/83	132.9	132.7	132.4	132.4	132.3	132.3	133.1	133.1	133.6	133.2	133.1	132.9	133.3
Laminated glass, including plate, float, and sheet		3231-3	06/83	109.7	110.4	109.8	109.7	109.6	109.5	109.4	109.5	110.4	109.7	109.8	109.0	109.8
For construction and architectural uses		3231-321	06/87	129.4	129.3	129.6	129.5	129.4	128.9	128.3	129.4	130.4	129.3	129.3	129.7	129.5
For automotive uses		3231-341	06/87	98.9	99.9	98.9	98.8	98.7	98.7	98.8	98.5	99.6	98.9	99.0	97.7	98.9
OEM		3231-34101	06/87	90.4	90.9	90.3	90.3	90.3	90.3	90.3	90.1	90.2	90.2	90.0	90.0	91.5
Replacement		3231-34102	06/87	127.6	130.9	128.0	127.2	126.8	126.8	127.3	126.0	132.8	129.0	130.4	123.2	122.7
For other uses		3231-369	06/94	107.1	107.3	107.3	107.3	107.0	107.0	107.0	107.0	107.0	107.0	107.0	107.0	107.0
Mirrors, plate and float (decorated or undecorated)		3231-5	06/83	143.4	142.9	143.1	143.1	143.5	143.5	143.2	143.4	143.4	143.4	143.9	143.9	143.9
Framed mirrors		3231-521	06/83	170.8	170.0	170.9	170.9	170.9	170.9	170.9	170.9	170.9	170.9	170.9	170.9	170.9
Unframed mirrors		3231-541	06/83	136.8	135.6	135.7	135.5	137.0	137.0	137.0	136.0	136.7	136.7	138.2	138.2	138.2
Pressed and blown glassware, made from glass purchased or transferred from other establishment		3231-7	06/83	147.4	147.2	147.2	147.3	147.3	147.3	147.4	147.3	147.3	147.3	147.6	147.6	147.6
Other glassware, including scientific, laboratory, industrial, etc.		3231-751	06/83	174.5	174.0	174.0	174.4	174.4	174.3	174.5	174.3	174.3	174.3	175.2	175.2	175.2
Other glass products, made from glass purchased or transferred from other establishments		3231-8	06/83	125.3	124.8	124.5	124.5	124.4	124.4	125.9	126.0	126.3	126.0	125.6	125.6	126.0
Multiple-glazed, sealed insulating glass units		3231-871	06/83	138.7	138.7	138.7	138.7	138.7	138.7	138.7	138.7	138.7	138.7	138.7	138.7	138.7
Tempered glass		3231-88	06/87	96.7	96.1	95.8	95.9	95.7	95.7	97.3	97.4	97.8	97.4	97.0	97.0	97.5
For automotive use		3231-881	06/83	105.2	105.4	105.4	105.3	105.3	105.2	105.5	105.5	105.5	105.5	104.8	104.8	105.2
OEM		3231-88104	06/87	94.7	94.8	94.8	94.7	94.7	94.7	94.7	94.7	94.7	94.7	94.5	94.5	94.9
For construction and architectural use		3231-883	06/83	102.5	100.5	99.6	99.8	99.4	99.4	104.2	104.2	105.3	104.2	104.1	104.0	104.7
For other uses		3231-889	06/83	155.7	155.7	155.7	155.7	155.7	155.7	155.7	155.7	155.7	155.7	155.7	155.7	156.2
Other flat glass products		3231-898	06/83	187.0	186.5	186.5	186.5	186.5	186.5	186.5	187.2	187.2	187.2	187.9	187.9	187.9
Secondary products and miscellaneous receipts		3231-SM														
Miscellaneous receipts		3231-M	12/83	164.3	164.0	165.2	163.4	166.4	163.4	159.6	157.8	168.9	168.3	165.8	162.1	167.1
Resales		3231-Z89	12/83	121.1	120.8	121.9	120.2	123.1	120.2	116.7	114.9	125.4	124.9	122.5	119.0	123.7
Secondary products		3231-S	06/83	128.9	130.1	130.1	130.1	127.9	127.9	127.9	127.9	128.1	128.1	129.5	129.5	130.2

See footnotes at end of table.

Table 3. Producer price indexes for the net output of selected industries and their products, 2002¹—Continued

Industry and product	Industry code	Product code	Index base	Annual Average	January	February	March	April	May	June	July	August	September	October	November	December
Hydraulic cement	324		06/82	151.1	148.8	148.4	147.9	151.7	152.2	151.9	151.9	152.7	152.6	152.6	152.0	151.0
Hydraulic cement	3241		06/82	151.1	148.8	148.4	147.9	151.8	152.2	151.9	151.9	152.7	152.6	152.6	152.0	151.0
Primary products		3241-P	06/82	151.1	148.8	148.4	147.9	151.7	152.1	151.9	151.9	152.6	152.5	152.5	151.9	151.0
Cement, including portland cements and other cements (masonry, lime, etc.)		3241-3	06/89	149.4	147.1	146.7	146.2	150.0	150.4	150.2	150.2	150.9	150.8	150.8	150.2	149.3
Northeast region		3241-322	06/89	131.5	127.0	127.2	127.1	134.2	134.4	133.3	133.7	132.9	132.0	132.0	130.3	130.3
North Central region		3241-323	06/89	155.4	147.9	147.9	148.1	152.6	156.0	156.4	156.1	159.6	160.1	160.5	160.1	159.7
East North Central division, including portland cements and other cements (masonry, lime, etc.)		3241-3231	06/89	144.7	138.8	138.8	138.8	144.7	144.4	143.7	143.3	147.7	148.8	149.5	148.7	149.5
West North Central division, including portland cements and other cements (masonry, lime, etc.)		3241-3232	06/89	169.9	160.1	160.1	160.7	163.3	171.9	173.8	173.7	175.8	175.4	175.5	175.5	173.4
South region		3241-324	06/89	169.2	170.7	169.6	167.8	172.1	170.3	169.6	169.8	169.2	168.8	168.8	167.4	165.9
South Atlantic division, including portland cements and other cements (masonry, lime, etc.)		3241-3241	06/89	151.9	150.7	149.8	149.8	157.1	153.9	153.2	152.2	151.6	151.5	151.7	150.8	150.9
East South Central division, including portland cements and other cements (masonry, lime, etc.)		3241-3242	06/89	153.9	152.8	151.7	150.7	154.1	152.9	151.6	155.1	154.8	155.1	158.7	156.3	153.2
West South Central division, including portland cements and other cements (masonry, lime, etc.)		3241-3243	06/89	191.6	198.0	196.7	192.2	193.6	193.2	192.8	192.3	191.5	190.3	187.9	186.5	184.2
West region		3241-325	06/89	124.2	123.9	123.7	123.7	124.3	124.4	124.5	124.4	124.3	124.3	124.3	124.3	123.9
Structural clay products	325		12/84	140.0	138.6	139.5	139.5	139.8	140.1	140.4	140.4	140.3	140.4	140.4	140.3	140.2
Brick and structural clay tile	3251		12/84	160.0	159.5	159.6	159.6	159.9	160.1	160.0	160.0	160.0	160.2	160.4	160.4	160.4
Primary products		3251-P	12/84	161.6	161.1	161.2	161.1	161.5	161.7	161.6	161.6	161.6	161.9	162.0	162.0	162.0
Brick, except ceramic glazed and refractory		3251-1	12/84	162.0	161.4	161.5	161.5	161.8	162.0	161.9	162.0	162.0	162.2	162.4	162.4	162.4
Building or common, and face brick		3251-111	12/84	162.2	161.6	161.7	161.7	162.0	162.3	162.2	162.1	162.2	162.4	162.6	162.6	162.6
Building or common brick		3251-11101	12/84	176.7	176.7	176.7	176.7	176.7	176.7	176.7	176.7	176.7	176.7	176.7	176.7	176.7
Face brick		3251-11102	12/84	158.6	157.9	158.0	158.0	158.4	158.7	158.6	158.5	158.6	158.9	159.1	159.1	159.1
Other brick (paving, floor, and sewer)		3251-119	12/84	149.9	149.9	149.9	149.9	149.9	149.9	149.9	149.9	149.9	149.9	149.9	149.9	149.9
Ceramic wall and floor tile	3253		06/85	88.7	88.7	88.3	88.2	88.5	88.7	89.3	89.4	88.8	88.8	88.7	88.5	88.0
Primary products		3253-P	06/85	91.1	90.7	90.3	90.3	90.6	91.1	92.0	91.8	91.5	91.8	91.6	91.2	90.9
Clay floor and wall tile including quarry tile		3253-1	06/85	91.1	90.7	90.3	90.3	90.6	91.1	92.0	91.8	91.5	91.8	91.6	91.2	90.9
Quarry tile		3253-12	06/85	109.5	108.2	107.5	107.5	107.5	107.5	110.8	110.8	110.8	110.8	110.8	110.8	110.8
Glazed wall tile		3253-13	06/85	82.1	82.0	81.7	81.6	81.9	82.7	82.7	82.5	82.2	82.5	82.3	81.7	81.4
Clay refractories	3255		12/85	150.1	147.0	150.1	149.8	150.2	150.5	150.5	150.5	150.5	150.5	150.5	150.5	150.5
Primary products		3255-P	12/85	145.5	142.1	145.5	145.2	145.6	145.9	145.9	145.9	145.9	145.9	145.9	145.9	145.9
Bricks and shapes		3255-1	12/85	146.9	142.1	147.0	146.3	147.2	147.6	147.6	147.6	147.6	147.6	147.6	147.6	147.6
High alumina inc. high alumina ladle brick, 50% alumina and over		3255-113	12/85	144.0	138.5	144.7	143.1	144.7	144.7	144.7	144.7	144.7	144.7	144.7	144.7	144.7
Unshaped clay refractories		3255-2	12/85	137.3	137.0	137.4	137.4	137.4	137.4	137.4	137.4	137.4	137.4	137.4	137.4	137.4
Castable refractories (hydraulic setting)		3255-3	12/85	157.6	151.7	157.4	157.4	157.4	158.4	158.4	158.4	158.4	158.4	158.4	158.4	158.4
Structural clay products, n.e.c.	3259		12/85	148.3	142.3	142.7	144.9	145.2	145.2	151.4	151.4	151.4	151.4	151.4	151.4	151.4
Primary products		3259-P	12/85	150.9	144.5	145.0	147.3	147.5	147.5	154.1	154.1	154.1	154.1	154.1	154.1	154.1
Vitrified clay sewer pipe and fittings		3259-1	12/85	136.2	134.1	135.0	136.0	136.5	136.5	136.5	136.5	136.5	136.5	136.5	136.5	136.5
Other structural clay products, n.e.c.		3259-2	12/85	144.7	136.0	136.2	139.2	139.2	139.2	149.6	149.6	149.6	149.6	149.6	149.6	149.6
Other structural clay products incl terra cotta, drain and flue tile, conduit and adobe		3259-298	12/85	163.6	157.2	157.6	163.3	163.3	163.3	165.5	165.5	165.5	165.5	165.5	165.5	165.5
Pottery and related products	326		12/84	150.1	150.3	150.5	150.5	150.4	150.3	149.8	149.8	150.1	150.1	150.1	149.1	149.8
Vitreous plumbing fixtures	3261		06/85	127.0	126.8	127.3	127.5	127.1	127.1	127.6	127.4	127.5	127.5	127.3	124.2	126.0
Primary products		3261-P	06/85	123.2	123.1	123.7	123.9	123.4	123.4	123.9	123.7	123.8	123.8	123.6	120.1	122.1

See footnotes at end of table.

Table 3. Producer price indexes for the net output of selected industries and their products, 2002¹—Continued

Industry and product	Industry code	Product code	Index base	Annual Average	January	February	March	April	May	June	July	August	September	October	November	December
Vitreous plumbing fixtures—Continued																
Plumbing fixtures		3261-1	06/85	123.3	123.2	123.8	124.1	123.6	123.6	124.1	123.9	124.0	124.0	123.8	119.7	122.1
Lavatories, china and earthenware		3261-111	06/85	101.7	102.5	102.6	103.2	101.9	101.9	103.4	103.4	103.5	103.6	103.2	93.0	98.9
Water closet bowls		3261-121	06/85	140.8	139.4	141.0	141.0	141.0	141.0	141.0	141.0	141.0	140.9	140.8	140.8	140.8
Flush tanks		3261-131	06/85	106.4	106.4	106.4	106.4	106.4	106.4	106.4	106.4	106.4	106.4	106.4	106.4	106.4
Other china plumbing fixtures incl drinking fountains, sinks, bidets, etc.		3261-151	06/85	157.1	155.5	157.2	157.2	157.2	157.2	157.2	157.2	157.2	157.2	157.2	157.6	157.6
China and earthenware plumbing fixture accessories and fittings		3261-2	06/85	118.7	118.7	118.7	118.7	118.7	118.7	118.7	118.7	118.7	118.7	118.7	118.7	118.7
China and earthenware plumbing fixture accessories and fittings		3261-211	06/85	118.7	118.7	118.7	118.7	118.7	118.7	118.7	118.7	118.7	118.7	118.7	118.7	118.7
Secondary products and miscellaneous receipts		3261-SM														
Secondary products		3261-S	06/85	136.0	135.9	135.9	135.9	135.9	135.9	135.9	135.9	135.9	135.9	135.9	136.8	136.8
Vitreous china food utensils																
Primary products	3262	3262-P	12/83	181.4	180.8	180.8	180.8	180.8	180.8	180.8	180.8	182.2	182.2	182.2	182.2	182.2
Vitreous china and porcelain table and kitchen articles ..		3262-1	12/83	180.0	179.5	179.5	179.5	179.5	179.5	179.5	179.5	180.9	180.9	180.9	180.9	180.9
Porcelain electrical supplies																
Primary products	3264	3264-P	12/85	158.4	159.4	159.4	159.4	159.4	159.6	157.4	157.4	157.9	157.8	157.8	157.8	157.8
Advanced ceramic materials		3264-3	06/91	98.6	98.4	98.4	98.4	98.4	98.7	98.7	98.6	98.9	98.6	98.7	98.7	98.7
Ferrites (including electronic applications)		3264-32	06/91	77.8	77.5	77.5	77.5	77.5	77.5	77.5	77.5	78.1	78.1	78.1	78.1	78.1
Other ferrites, including electronic applications		3264-322	06/91	(²)	102.0	102.0	102.0	102.0	102.0	102.0	(²)	103.3	(²)	(²)	(²)	(²)
Alumina materials for electronic applications		3264-33	12/85	118.9	118.5	118.8	118.6	118.6	119.8	119.8	119.7	119.7	118.1	118.1	118.1	118.6
Beryllia, titanate, and other ceramic components, n.e.c.		3264-34	12/85	120.1	120.1	120.1	120.1	120.1	120.1	120.1	120.1	120.1	120.1	120.1	120.1	120.1
Secondary products and miscellaneous receipts		3264-SM														
Secondary products		3264-S	12/85	155.8	151.9	152.0	157.1	156.9	156.9	156.3	156.4	156.5	156.5	156.5	156.5	156.5
Pottery products, n.e.c., including earthenware (semivitreous) table and kitchen																
Primary products	3268	3268-P	12/83	154.5	154.6	154.7	154.4	154.4	154.1	154.1	154.4	154.4	154.4	154.7	154.7	154.9
Art, decorative and novelty pottery		3268-1	12/83	166.5	166.6	166.8	166.4	166.4	165.9	165.9	166.3	166.4	166.4	166.8	166.8	167.0
Stoneware and earthenware (semivitreous) table and kitchen articles		3268-2	12/83	159.2	160.4	160.4	160.2	160.2	159.1	159.2	158.0	158.1	158.1	158.9	158.9	159.1
Other pottery products, n.e.c.		3268-3	12/83	171.0	169.9	169.9	168.4	168.4	168.4	168.4	173.0	173.2	173.2	173.0	173.0	173.0
Secondary products and miscellaneous receipts		3268-SM														
Secondary products		3268-S	06/91	188.7	188.7	189.4	189.4	189.4	189.4	189.4	189.4	189.4	189.4	189.4	189.4	190.2
Secondary products		3268-S	06/91	120.4	120.4	120.4	120.4	120.4	120.4	120.4	120.4	120.4	120.4	120.4	120.4	120.4
Concrete, gypsum, and plaster products																
Concrete block and brick	327		12/84	144.2	144.1	143.2	143.0	143.8	144.5	144.8	144.1	144.4	144.8	144.8	144.5	144.5
Primary products	3271	3271-P	06/81	162.7	160.9	161.8	160.9	161.4	162.2	163.7	163.6	163.6	163.7	163.7	163.7	163.3
Concrete block and concrete brick		3271-1	06/81	168.8	167.2	168.3	168.8	168.9	168.9	169.1	169.1	169.1	169.3	169.3	169.3	168.8
Concrete block: light, medium, and normal (excluding decorative and paving)		3271-11	06/81	168.8	167.2	168.3	168.8	168.9	168.9	169.1	169.1	169.1	169.3	169.3	169.3	168.8
Lightweight concrete block less than 105 lbs./cf dry weight		3271-111	06/81	171.6	169.7	171.2	171.6	171.6	172.0	172.0	171.9	171.9	171.9	171.9	172.0	171.8
Medium weight concrete block, from 105 lbs. but < 125 lbs./cf dry weight		3271-115	06/81	171.6	169.7	171.2	171.6	171.6	172.0	172.0	171.9	171.9	171.9	171.9	172.0	171.8
Normal weight concrete block, 125 lbs or more/cf dry weight		3271-117	06/81	163.1	162.7	163.1	163.2	163.2	163.3	163.3	163.1	163.1	163.2	163.2	162.9	163.0
Decorative block (such as screen block, split block, slump block, shadowal block, etc.)		3271-121	06/81	172.3	169.7	172.1	172.4	172.7	172.4	172.4	172.3	172.3	172.3	172.3	173.6	172.7
Concrete brick		3271-151	06/81	179.9	176.9	178.9	179.7	179.7	180.5	180.5	180.5	180.5	180.5	180.5	180.5	180.2
Paving blocks		3271-161	06/81	150.4	149.4	149.8	151.6	150.8	148.9	149.7	151.0	151.0	151.4	151.4	151.4	148.1
				173.9	172.9	172.9	172.9	173.9	173.9	173.9	173.9	173.9	174.9	174.9	174.9	174.9
				150.1	149.3	149.3	148.6	150.1	150.1	150.5	150.5	150.5	150.5	150.5	150.5	150.5

See footnotes at end of table.

Table 3. Producer price indexes for the net output of selected industries and their products, 2002¹—Continued

Industry and product	Industry code	Product code	Index base	Annual Average	January	February	March	April	May	June	July	August	September	October	November	December
Concrete block and brick—Continued																
Secondary products and miscellaneous receipts		3271-SM														
Miscellaneous receipts		3271-M	06/81	137.5	134.9	135.4	129.6	131.5	135.0	141.1	140.4	140.4	140.4	140.4	140.2	140.2
Resales		3271-Z89	06/81	135.9	133.3	133.8	128.0	129.9	133.4	139.6	138.9	138.9	138.9	138.9	138.7	138.7
Secondary products		3271-S	06/81	165.1	165.0	165.1	165.1	164.8	164.8	166.8	164.8	164.8	164.8	164.8	166.1	166.1
Concrete products, except block and brick	3272		12/79	175.7	174.2	173.7	174.5	175.5	175.3	176.3	176.5	176.4	176.8	176.9	176.5	175.8
Primary products		3272-P	12/79	171.2	170.2	169.7	170.5	171.5	170.8	171.7	171.8	171.6	171.9	172.1	171.7	171.0
Concrete pipe		3272-1	12/79	161.9	160.4	160.1	161.6	161.9	162.1	162.6	162.6	162.5	162.5	162.3	162.3	162.0
Culvert pipe		3272-11	12/99	104.8	103.3	103.2	105.1	105.1	105.1	105.2	105.2	105.2	105.2	105.2	105.2	105.1
Storm sewer pipe		3272-12	12/99	110.9	110.2	109.7	110.5	110.5	110.4	111.5	111.5	111.5	111.5	111.2	111.2	110.8
Other concrete pipe		3272-198	06/94	143.7	142.3	142.3	143.3	143.9	144.4	144.2	144.2	144.1	144.1	144.0	144.0	143.8
Precast concrete products		3272-2	12/79	181.3	181.3	181.1	181.4	181.4	181.2	181.2	181.2	181.2	181.2	181.3	181.5	180.8
Slabs and tile		3272-213	07/85	130.3	130.1	130.1	130.3	130.5	130.6	130.6	130.6	130.6	130.0	130.0	130.0	130.0
Wall panels		3272-223	11/84	159.3	161.1	159.4	159.4	159.6	159.4	159.6	159.7	159.0	159.0	158.5	158.5	158.5
Burial vaults and boxes		3272-234	12/79	201.2	198.4	201.0	201.3	201.3	201.3	201.4	201.4	201.4	201.4	201.9	201.9	201.9
Other precast concrete products		3272-281	12/79	174.5	174.4	174.2	174.7	174.1	174.7	175.0	174.9	174.5	174.5	174.7	174.9	173.9
Prestressed concrete products, excluding pipe		3272-3	12/79	176.5	174.2	172.4	173.7	178.3	174.0	177.1	177.4	177.5	179.1	180.0	178.0	176.5
Concrete bridge beams		3272-325	12/79	159.2	152.1	148.6	149.4	150.4	149.4	157.4	157.4	159.1	164.0	168.6	164.7	164.7
Solid and hollow cored panels		3272-331	12/79	233.0	228.0	228.0	228.8	228.8	228.8	234.6	235.5	235.5	239.5	239.5	239.5	229.7
Other prestressed concrete products, excluding pipe		3272-398	06/94	130.0	129.9	128.4	129.4	129.7	130.0	130.8	131.0	130.8	130.8	130.8	129.4	129.4
Secondary products and miscellaneous receipts		3272-SM														
Miscellaneous receipts		3272-M	12/79	224.9	214.9	213.2	214.7	215.7	224.8	227.6	230.2	231.4	233.4	231.9	230.4	230.1
Secondary products		3272-S	12/79	217.5	215.1	216.7	216.7	217.9	217.9	217.9	217.9	217.9	217.9	217.9	218.3	218.3
Ready-mixed concrete	3273		06/81	153.0	154.8	152.7	152.7	153.3	153.2	152.9	152.7	152.7	153.1	152.8	152.6	153.1
Primary products		3273-P	06/81	151.5	153.4	151.2	151.2	151.9	151.7	151.4	151.2	151.2	151.6	151.1	150.8	151.4
Ready-mixed concrete		3273-111	06/81	151.5	153.4	151.2	151.2	151.9	151.7	151.4	151.2	151.1	151.6	151.1	150.8	151.4
Northeast region ready-mixed concrete		3273-111A	12/87	126.0	125.7	125.7	125.8	126.1	126.1	126.1	126.1	126.0	126.0	126.0	126.0	126.0
North Central region ready-mixed concrete		3273-111B	12/87	129.6	135.8	127.5	127.9	129.5	129.5	129.4	129.5	129.5	129.5	129.5	129.0	129.2
East North Central ready-mixed concrete		3273-11103	12/87	132.4	142.5	129.9	130.3	132.3	131.7	131.9	131.9	132.0	132.0	132.0	131.2	131.4
West North Central ready-mixed concrete		3273-11104	12/87	125.3	124.1	124.1	124.4	125.2	125.5	125.8	125.8	125.8	125.8	125.8	125.9	126.0
Southern region ready-mixed concrete		3273-111C	12/87	152.0	152.8	153.5	152.9	153.2	152.9	151.9	151.1	150.9	152.3	151.1	150.0	152.0
South Atlantic ready-mixed concrete		3273-11105	12/87	154.6	157.0	159.4	158.1	156.0	155.4	154.2	152.8	152.1	154.8	152.3	150.3	152.5
West South Central ready-mixed concrete		3273-11106	12/87	149.6	150.1	148.4	148.6	150.3	150.3	149.1	148.9	149.4	149.3	149.6	150.4	151.4
East South Central ready-mixed concrete		3273-11107	12/87	150.3	146.7	146.7	146.7	151.5	151.5	151.5	151.5	151.5	151.5	151.5	150.0	153.1
Western region ready-mixed concrete		3273-111D	12/87	136.3	136.1	135.9	136.1	136.3	136.3	136.3	136.4	136.4	136.4	136.3	137.1	136.3
Mountain ready-mixed concrete		3273-11108	12/87	143.2	144.4	143.7	143.9	143.4	143.4	143.4	143.4	143.4	143.4	143.0	143.0	140.6
Pacific ready-mixed concrete		3273-11109	12/87	132.5	131.6	131.5	131.8	132.3	132.4	132.4	132.6	132.6	132.6	132.6	133.8	133.8
Secondary products and miscellaneous receipts		3273-SM														
Miscellaneous receipts		3273-M	06/81	151.3	151.7	150.1	150.1	150.0	150.4	150.2	150.5	150.8	150.6	153.9	153.7	153.7
Resales		3273-Z89	06/81	133.5	135.0	133.0	133.0	133.3	133.4	133.2	133.5	133.9	133.7	133.7	133.4	133.4
Secondary products		3273-S	06/81	181.5	180.2	179.7	180.3	182.0	181.9	181.9	181.9	181.9	181.9	181.9	181.9	181.9
Lime	3274		12/85	126.1	125.7	125.8	126.2	126.3	126.3	126.3	126.2	126.3	126.6	125.0	125.9	126.1
Primary products		3274-P	12/85	127.6	127.2	127.3	127.8	127.9	127.8	127.9	127.7	127.9	128.3	126.4	127.5	127.6
Quicklime		3274-111	12/85	124.8	125.0	125.0	126.4	126.4	126.4	126.3	126.4	126.4	126.4	124.8	124.7	124.8
Hydrated lime		3274-151	12/85	130.1	130.0	129.8	130.0	129.8	129.4	130.0	129.9	129.9	131.4	131.4	130.0	129.4
Secondary products and miscellaneous receipts		3274-SM														
Secondary products		3274-S	08/92	109.4	109.4	109.4	109.4	109.4	109.4	109.4	109.4	109.4	109.4	(²)	(²)	(²)
Gypsum products	3275		06/81	157.1	153.1	154.5	150.6	153.3	160.0	160.8	155.4	158.8	159.0	160.7	159.5	159.3
Primary products		3275-P	06/81	161.0	156.4	158.8	153.9	156.7	164.2	165.2	158.9	162.1	162.9	165.3	164.2	164.0
Gypsum building materials		3275-5	12/93	135.0	130.8	130.2	128.5	132.9	138.1	137.4	135.4	136.3	136.4	138.8	139.1	136.2
Secondary products and miscellaneous receipts		3275-SM														

See footnotes at end of table.

Table 3. Producer price indexes for the net output of selected industries and their products, 2002¹—Continued

Industry and product	Industry code	Product code	Index base	Annual Average	January	February	March	April	May	June	July	August	September	October	November	December
Cut stone and stone products	328		12/84	149.3	149.0	149.0	148.6	148.6	148.6	149.7	149.7	149.7	149.8	149.8	149.8	148.9
Cut stone and stone products	3281		12/84	149.3	149.0	149.0	148.6	148.6	148.6	149.7	149.7	149.7	149.8	149.8	149.8	148.9
Primary products		3281-P	12/84	144.7	144.6	144.6	144.2	144.2	144.2	145.1	145.1	145.1	145.1	145.1	145.1	144.2
Dressed dimension granite, including gneiss, syenite, diorite, and cut granite		3281-1	12/84	142.1	141.3	141.3	141.9	141.9	141.9	142.5	142.5	142.5	142.7	142.7	142.7	141.1
Monumental stone		3281-135	12/84	173.2	170.9	170.9	172.6	172.6	172.6	174.0	174.0	174.0	174.2	174.2	174.2	174.2
Other granite products such as paving blocks and curbing		3281-198	12/84	114.5	114.2	114.2	114.2	114.2	114.2	114.6	114.6	114.6	114.9	114.9	114.9	114.9
Dressed dimension marble and other stone		3281-3	12/84	148.8	150.5	150.5	147.0	147.0	147.0	149.0	149.0	149.0	149.0	149.0	149.0	149.0
Building stone, monumental stone, and other marble products		3281-337	12/84	155.1	153.6	153.6	153.6	153.6	153.6	156.2	156.2	156.2	156.2	156.2	156.2	156.2
Other marble products		3281-33717	12/93	122.1	121.7	121.6	121.6	121.6	121.6	122.5	122.5	122.5	122.5	122.5	122.5	122.5
Other stone, such as slate, sandstone, gabbro, basalt, and other dressed stone products		3281-398	12/84	139.7	147.5	147.5	137.7	137.7	137.7	138.4	138.4	138.4	138.4	138.4	138.4	138.4
Abrasives, asbestos, and miscellaneous nonmetallic mineral products	329		12/84	132.6	132.7	132.1	132.1	131.8	133.0	132.1	132.3	133.1	133.2	133.1	132.8	132.6
Abrasive products	3291		12/80	166.4	166.5	166.5	166.0	165.7	167.3	165.2	165.8	167.1	166.6	166.3	166.6	167.8
Primary products		3291-P	12/80	160.8	161.0	160.9	160.2	159.9	161.7	159.3	160.0	161.5	160.9	160.6	160.9	162.3
Nonmetallic sized grains, powders, and flour abrasives		3291-5	06/87	101.1	98.1	98.0	101.4	99.9	106.9	94.7	98.5	105.6	102.7	101.0	99.9	106.9
Nonmetallic abrasive products (including diamond abrasives)		3291-6	12/80	168.6	169.0	168.7	168.7	168.5	168.5	168.5	168.5	168.6	168.6	168.6	168.6	168.5
Nonmetallic coated abrasive products, buffing wheels, polishing wheels, and laps		3291-7	12/80	205.3	207.0	207.0	203.8	203.8	204.9	205.0	204.9	204.9	204.9	204.9	206.3	206.3
Metal abrasives (including scouring pads)		3291-8	12/80	(²)	135.6	135.7	136.1	136.1	(²)	(²)	136.1	(²)	(²)	(²)	(²)	(²)
Secondary products and miscellaneous receipts		3291-SM														
Miscellaneous receipts		3291-M	12/80	211.9	210.1	212.0	212.0	212.0	212.0	212.0	212.0	212.0	212.0	212.0	212.0	212.0
Resales		3291-Z89	12/80	211.9	210.1	212.0	212.0	212.0	212.0	212.0	212.0	212.0	212.0	212.0	212.0	212.0
Secondary products		3291-S	12/80	174.8	174.8	174.8	174.8	174.8	174.8	174.8	174.8	174.8	174.8	174.8	174.8	174.8
Minerals and earths ground or treated	3295		06/85	137.5	136.9	137.3	137.4	137.6	137.6	137.2	137.3	137.2	137.8	137.8	137.8	137.8
Primary products		3295-P	06/85	135.2	134.6	135.0	135.1	135.3	135.3	134.8	134.9	134.9	135.5	135.6	135.6	135.6
Minerals and earths, ground or treated		3295-1	06/85	135.2	134.6	135.0	135.1	135.3	135.3	134.8	134.9	134.9	135.5	135.6	135.6	135.6
Lightweight aggregate, expanded clay, slag, perlite, haydite, pumice and diatomaceous earth		3295-111	06/85	132.1	131.5	131.5	131.8	132.3	132.3	132.3	132.3	132.4	132.4	132.4	132.4	132.4
Slag, including crushed and ground		3295-131	06/85	128.5	128.3	128.3	128.4	128.3	128.4	128.4	128.6	128.6	128.6	128.6	128.6	128.6
Clays, artificially activated with acid or other materials		3295-185	07/85	99.1	99.9	99.9	99.9	99.9	99.9	98.5	98.5	98.5	98.5	98.5	98.5	98.5
Other minerals and earths, ground or treated, incl. feldspar, roof granules and barite		3295-198	06/85	146.9	144.4	145.8	146.0	147.2	147.2	147.2	147.4	147.4	147.4	147.4	147.4	147.4
Mineral wool	3296		12/81	131.5	132.4	130.3	130.6	129.9	132.2	131.4	131.4	132.9	132.6	132.5	131.6	130.2
Primary products		3296-P	12/81	130.3	131.1	128.9	129.3	128.6	131.1	130.3	130.2	131.9	131.6	131.5	130.6	129.1
Mineral wool for structural insulation		3296-1	12/81	120.4	120.4	117.9	118.9	118.2	121.4	120.5	120.5	122.4	122.0	122.0	120.9	119.5
Loose fiber and granulated fiber		3296-111	12/81	93.6	92.2	92.1	92.3	92.3	93.2	94.0	93.9	93.8	95.0	94.9	95.0	94.9
Building batts, blankets, and rolls		3296-135	12/81	133.4	135.7	131.6	132.8	131.4	132.9	132.5	132.5	135.2	135.2	135.2	133.2	130.3
R-19.0 or over		3296-13531	05/82	122.7	123.4	119.2	120.8	119.9	124.4	123.0	122.3	124.5	125.1	124.8	124.3	121.2
R-18.9 or less		3296-13537	12/81	121.3	128.1	125.8	125.2	122.8	119.0	118.1	119.1	126.5	120.3	121.4	114.9	113.9
Acoustical		3296-161	12/81	93.3	91.0	90.0	90.9	91.0	94.7	94.1	94.4	94.5	94.7	94.7	94.6	94.8
Other mineral wool for structural insulation, including insulating board		3296-198	12/81	145.7	142.3	142.3	142.3	142.3	147.4	147.4	147.4	147.4	147.4	147.4	147.4	147.4
Mineral wool for industrial, equipment, and appliance insulation		3296-2	12/81	141.7	144.6	144.3	142.2	141.8	141.4	141.2	141.1	141.3	141.4	140.8	140.8	139.6
Blankets (flexible) including fabricated pieces, rolls, and batts		3296-235	12/81	159.3	163.8	162.7	162.2	160.6	159.5	158.6	158.0	160.7	158.3	156.6	155.9	154.3

See footnotes at end of table.

Table 3. Producer price indexes for the net output of selected industries and their products, 2002¹—Continued

Industry and product	Industry code	Product code	Index base	Annual Average	January	February	March	April	May	June	July	August	September	October	November	December
Mineral wool—Continued																
Molded insulation (such as special automotive, appliance, and aerospace items)		3296-245	12/97	98.1	100.7	100.7	97.6	97.6	97.6	97.6	97.6	97.6	97.6	97.6	97.6	97.6
Other mineral wool for industrial equipment, and appliance insulation		3296-299	12/97	102.3	103.5	103.5	101.9	102.1	102.1	102.1	102.2	101.2	102.6	102.6	102.9	101.6
Miscellaneous receipts		3296-M	03/88	161.3	167.0	167.0	167.0	164.9	162.8	159.8	159.8	158.9	157.9	157.0	157.0	157.0
Secondary products		3296-S	12/81	136.3	140.2	140.2	137.0	137.0	135.2	135.2	135.2	135.2	135.2	135.2	135.2	135.2
Nonclay refractories																
Primary products	3297		12/85	134.1	133.7	133.7	133.5	133.7	133.7	133.5	133.8	133.7	135.8	135.5	134.8	134.3
Bricks and shapes		3297-P	12/85	136.2	135.9	135.9	135.7	135.7	135.7	135.4	135.8	135.6	138.1	137.8	136.9	136.3
Silica bricks and shapes		3297-1	12/85	133.8	133.1	134.0	134.1	133.9	134.0	133.8	134.2	133.6	133.7	133.7	133.7	133.6
Magnesite and magnesite-chrome bricks and shapes ..		3297-111	12/85	93.9	98.5	98.5	98.5	98.5	98.5	90.9	90.9	90.9	90.9	90.9	89.9	89.9
Extra-high alumina bricks & shapes, made predominantly of fused and synthetic aluminas		3297-112	12/85	124.9	124.7	124.7	124.7	124.7	124.7	124.9	126.3	124.7	124.7	124.7	124.7	124.7
Silicon carbide bricks and shapes, made predominantly of silicon carbide, except kiln furnitur ..		3297-116	12/85	160.0	155.2	160.4	160.4	160.4	160.4	160.4	160.4	160.4	160.4	160.4	160.4	160.4
All other bricks and shapes, including dolomite, dolomite-magnesite and carbon refractories		3297-118	07/92	111.7	111.7	111.7	111.7	111.7	111.7	111.7	111.7	111.7	111.7	111.7	111.7	111.7
Castables (hydraulic setting)		3297-121	12/85	136.2	136.2	136.2	136.7	135.5	135.9	136.5	136.3	136.1	136.3	136.2	136.5	136.1
Plastic refractories & ramming mixes, wet & dry, and castables of nonhydraulic setting type		3297-3	12/85	139.4	139.4	139.4	139.4	139.4	139.4	139.4	139.4	139.4	139.4	139.4	139.4	139.4
Gunning mixes, basic and other		3297-4	12/85	172.0	179.3	171.3	171.3	171.3	171.3	171.3	171.3	171.3	171.3	171.3	171.3	171.3
Other nonclay refractory materials in lump or ground form		3297-5	12/85	111.6	111.6	111.6	111.6	111.6	111.6	111.6	111.6	111.6	111.6	111.6	111.6	111.6
Domestic ship, for direct use by customers as finished refractories, and all exported material		3297-6	12/85	123.6	121.5	121.5	119.3	120.6	119.7	116.4	115.9	117.1	140.3	137.5	129.4	123.7
Ceramic refractory fibers		3297-611	12/85	125.5	123.4	123.4	121.1	122.4	121.6	118.2	117.6	118.9	142.4	139.6	131.4	125.6
Secondary products and miscellaneous receipts		3297-7	06/92	132.5	130.8	130.8	130.8	130.8	130.8	132.4	133.9	133.9	133.9	133.9	(²)	(²)
Secondary products		3297-SM														
		3297-S	12/85	130.5	128.3	128.3	128.3	130.6	130.6	130.6	130.6	131.7	131.7	131.7	131.7	131.7
Nonmetallic mineral products, n.e.c.																
Primary products	3299		12/85	127.1	126.4	126.0	126.8	127.1	126.9	126.9	126.9	127.3	127.2	128.1	127.0	128.3
Nonmetallic mineral mica products and statuary art goods(factory produced)		3299-P	12/85	125.0	124.2	123.8	124.7	125.0	124.8	124.8	124.8	125.2	125.2	125.9	124.9	126.4
Other nonmetallic mineral products		3299-093	12/00	96.5	96.5	96.5	96.5	96.5	96.5	96.5	96.5	96.5	96.5	96.5	96.5	96.5
Miscellaneous receipts		3299-094	12/85	115.8	114.8	114.3	115.5	115.8	115.6	115.6	115.6	116.1	116.0	116.9	115.7	117.6
Resales		3299-SM														
		3299-M	06/93	104.9	104.9	104.9	104.9	104.9	104.9	104.9	104.9	104.9	104.9	104.9	104.9	104.9
		3299-Z89	06/93	104.9	104.9	104.9	104.9	104.9	104.9	104.9	104.9	104.9	104.9	104.9	104.9	104.9
Primary metal industries																
Blast furnaces, steel works, and rolling and finishing mills	33		12/84	116.2	113.7	113.7	114.4	114.7	115.4	116.3	116.9	117.1	117.9	118.0	118.3	118.1
Blast furnaces and steel mills	331		12/84	101.6	95.9	95.9	97.1	98.2	99.8	101.5	102.9	104.1	105.6	106.1	106.0	105.7
Primary products	3312		06/82	100.1	94.1	94.1	95.4	96.2	97.7	99.5	101.1	102.7	104.8	105.4	105.1	104.7
Coke oven and blast furnace products		3312-P	06/82	99.9	94.1	94.1	95.4	96.1	97.6	99.3	100.9	102.3	104.6	105.2	105.1	104.7
Steel ingots and semifinished shapes and forms		3312-1	06/82	86.5	86.5	86.6	86.6	86.6	86.6	86.6	86.6	86.6	86.5	86.1	86.5	86.6
Ingot and semifinished products (including wire rod), carbon		3312-2	06/82	102.6	100.3	101.0	99.3	101.3	102.0	102.9	105.2	105.1	105.1	103.1	102.8	102.7
Wire rods, carbon		3312-216	06/97	89.8	87.5	88.5	86.6	88.5	89.1	90.0	92.1	92.1	92.2	90.4	90.2	90.0
Ingot and semifinished products other than wire rod, carbon		3312-21611	12/97	85.6	82.0	82.0	81.6	84.4	85.0	86.0	89.1	89.1	89.3	86.4	86.0	85.8
H.r. sheet and strip (incl. metallic coated and electrical)		3312-21612	12/97	83.1	83.0	85.3	81.5	81.9	82.4	83.0	83.4	83.4	83.4	83.5	83.5	83.4
		3312-3	06/82	108.7	98.8	99.0	101.6	102.4	105.0	106.9	109.2	112.0	116.7	117.9	118.0	117.4

See footnotes at end of table.

Table 3. Producer price indexes for the net output of selected industries and their products, 2002¹—Continued

Industry and product	Industry code	Product code	Index base	Annual Average	January	February	March	April	May	June	July	August	September	October	November	December
Blast furnaces and steel mills—Continued																
Sheets, h.r., carbon		3312-311	06/82	104.8	87.2	88.1	92.6	94.0	98.8	101.9	105.6	110.7	119.3	120.9	120.4	118.7
Sheets and strip, hot dipped galvanized, carbon		3312-313	06/82	108.1	98.8	98.6	101.1	102.1	104.0	105.9	106.3	109.6	115.1	117.3	118.9	119.2
Sheets and strip, electrolytic galvanized, carbon		3312-315	06/82	109.7	110.6	105.2	106.1	105.5	107.4	108.0	109.8	109.4	110.6	113.3	114.1	116.3
Tinplate		3312-326	06/82	144.9	144.1	145.7	144.2	144.3	144.9	144.9	145.4	145.2	145.5	144.8	144.5	144.9
Other tin mill products		3312-329	06/97	94.8	92.1	93.8	93.8	94.6	95.0	96.1	94.9	94.8	95.1	95.7	96.4	95.5
Hot rolled bars, plates and structural shapes		3312-4	06/82	95.2	93.5	92.5	93.7	93.5	94.5	96.3	96.4	97.0	96.8	96.6	96.2	95.6
Plates, carbon		3312-412	12/89	84.3	83.0	81.2	81.8	80.3	83.5	84.9	85.0	85.3	85.7	87.9	87.3	85.8
Bars, h.r., carbon		3312-422	06/82	100.0	97.6	95.4	97.7	97.5	98.8	101.5	101.3	103.4	101.7	101.9	101.9	101.1
Bars, light structurals, carbon		3312-424	06/82	96.5	94.0	94.0	94.2	94.4	94.9	95.0	95.9	96.7	99.3	100.3	100.8	98.6
Concrete reinforcing bars, carbon		3312-425	06/82	108.3	106.0	107.2	108.1	108.5	108.5	109.4	109.3	109.0	109.0	109.0	107.8	107.9
Plates and structurals, alloy		3312-431	06/82	(²)	(²)	72.4	(²)	(²)	(²)	(²)	74.2	71.9	71.9	73.0	(²)	(²)
Bars, h.r. (including light structurals), alloy		3312-441	06/82	118.6	119.6	115.4	116.9	117.6	118.1	118.7	119.1	119.5	119.5	119.5	119.5	119.5
Other hot rolled bars, plates, and structural shapes, carbon and alloy		3312-445	06/97	91.3	89.6	89.6	90.7	90.7	90.7	93.6	93.6	93.6	93.6	89.8	89.8	(²)
Plates and structural shapes, stainless		3312-45	06/82	101.1	98.0	95.9	98.5	98.5	100.8	102.4	102.2	106.0	104.4	102.1	102.1	102.4
Bars, h.r., stainless		3312-461	06/82	113.8	111.4	111.4	113.5	113.9	114.3	114.3	114.6	114.6	114.5	114.1	114.2	114.4
Steel wire		3312-5	06/82	95.6	95.8	95.1	95.1	95.3	95.5	95.4	95.9	95.9	95.7	(²)	(²)	(²)
Steel pipe and tubes		3312-6	06/82	80.9	78.8	77.8	79.1	79.2	78.5	81.3	82.8	81.3	83.2	83.2	82.6	82.6
Pipe and oil country tubular goods, carbon		3312-6A	06/82	79.7	77.2	75.2	77.1	77.3	(²)	80.6	82.7	79.9	83.4	83.3	82.2	81.7
Cold rolled sheets and strip (excl metallic coated and electrical)		3312-7	06/82	106.5	96.3	97.3	98.3	99.3	101.0	104.2	107.0	110.0	114.1	116.5	116.8	116.7
Sheet and strip, c.r., carbon		3312-71	12/89	92.6	81.9	83.1	83.3	84.4	86.1	89.5	92.6	95.8	101.0	104.4	104.8	104.4
Sheet, c.r., carbon		3312-711	06/82	112.2	99.2	100.7	100.9	102.3	104.3	108.4	112.2	116.0	122.4	126.5	126.9	126.5
Sheet and strip, c.r., stainless		3312-75	12/89	73.3	69.5	69.4	71.8	72.0	72.7	73.9	74.6	75.7	75.6	74.6	74.5	74.7
Cold finished bars		3312-8	06/82	107.3	104.4	104.4	103.9	109.0	109.7	109.5	110.9	107.9	106.9	107.0	106.9	106.6
Secondary products and miscellaneous receipts		3312-SM														
Electrometallurgical products																
Primary products	3313	3313-P	06/83	135.9	137.5	136.4	135.7	135.8	136.0	136.2	134.9	135.4	135.6	135.3	135.8	136.1
Ferrosilicon		3313-8	06/83	140.5	142.4	141.1	140.2	140.3	140.6	140.7	139.2	139.9	140.1	139.8	140.4	140.8
Other ferroalloys and ferrous products		3313-9	06/01	96.0	96.7	96.9	97.0	97.0	97.3	97.3	94.8	95.2	95.2	94.3	94.7	95.0
Secondary products and miscellaneous receipts		3313-SM	10/96	(²)	70.9	(²)	(²)	(²)	(²)	(²)	(²)	(²)	(²)	(²)	(²)	(²)
Secondary products		3313-S	06/01	(²)	94.6	(²)	(²)	(²)	(²)	(²)	(²)	(²)	(²)	(²)	(²)	(²)
Steel wire and related products - mfp																
Primary products	3315	3315-P	06/82	119.8	119.2	118.6	118.7	118.9	120.2	120.6	120.8	121.0	119.8	119.8	120.6	119.9
Noninsulated ferrous wire rope, cable and strand		3315-1	06/82	117.4	116.5	115.9	116.0	116.2	117.6	118.0	118.2	118.4	117.9	117.9	118.7	118.0
Steel nails and spikes		3315-2	06/82	145.3	143.7	142.8	142.8	143.6	144.8	144.6	144.6	145.4	146.5	147.7	148.6	148.6
Steel wire		3315-5	06/82	118.3	118.9	118.9	118.9	118.9	118.9	119.1	119.1	119.1	116.6	116.6	117.2	116.9
Carbon wire		3315-5A	06/82	99.1	98.8	97.9	97.7	98.5	98.3	99.7	99.7	99.8	99.3	99.5	100.1	99.5
Stainless wire		3315-5C	06/82	100.5	99.9	98.8	98.6	99.7	99.8	101.4	101.4	101.4	100.9	101.0	101.9	101.2
Steel fencing and fence gates		3315-6	06/82	111.7	113.8	113.7	113.7	112.4	110.5	110.5	110.7	111.1	111.0	111.6	110.7	110.3
Other fabricated ferrous wire products		3315-9	06/82	131.0	125.1	124.9	124.1	126.0	140.7	129.9	133.8	133.2	133.7	133.5	133.7	132.9
Secondary products and miscellaneous receipts		3315-SM		125.3	123.7	123.8	125.1	122.9	124.5	127.7	127.1	127.8	125.9	124.5	126.1	124.4
Secondary products		3315-S	06/82	138.9	142.7	142.7	142.7	142.7	142.7	142.7	142.7	142.7	130.9	130.9	131.4	131.4
Cold finishing of steel shapes - mfp																
Primary products	3316	3316-P	06/82	114.5	105.3	106.8	108.2	111.4	115.2	117.0	118.5	119.2	117.6	118.3	118.3	118.3
Cold rolled sheets and strip		3316-7	06/82	109.9	100.8	102.4	104.3	107.0	110.9	112.7	114.1	114.6	112.7	113.0	112.9	113.1
Sheets and strip, c.r., carbon		3316-71	12/89	119.8	107.5	109.8	112.9	116.4	122.3	124.8	125.4	125.9	123.1	123.4	123.1	123.6
Strip, c.r., carbon		3316-715	06/82	106.7	93.9	96.6	99.9	103.2	109.5	112.0	112.2	113.1	109.7	110.1	110.1	110.6
Sheets and strip, c.r., stainless		3316-75	12/89	124.1	109.1	112.2	116.1	119.9	127.2	130.1	130.4	131.4	127.4	127.9	127.9	129.1
Cold finished bars		3316-8	06/82	70.0	67.7	67.4	67.4	69.3	70.3	71.1	72.2	71.4	71.5	71.1	70.4	70.6
Secondary products and miscellaneous receipts		3316-SM		95.6	92.6	92.8	92.6	93.7	93.7	94.3	97.5	97.8	97.9	98.1	98.1	98.1
Secondary products		3316-S	06/82	98.3	90.4	91.1	90.6	95.1	97.9	98.7	100.4	101.7	101.5	104.1	104.4	103.6

See footnotes at end of table.

Table 3. Producer price indexes for the net output of selected industries and their products, 2002¹—Continued

Industry and product	Industry code	Product code	Index base	Annual Average	January	February	March	April	May	June	July	August	September	October	November	December
Steel pipe and tubes - mfpn	3317		06/82	132.9	126.3	126.2	126.6	130.6	130.8	133.8	134.3	135.2	136.5	137.2	138.2	138.5
Primary products		3317-P	06/82	133.9	126.6	126.5	127.5	131.8	131.7	134.5	135.0	136.2	138.0	139.0	140.0	140.5
Steel pipe and tubes		3317-6	06/82	133.9	126.6	126.5	127.5	131.8	131.7	134.5	135.0	136.2	138.0	139.0	140.0	140.5
Pipe and oil country tubular goods, carbon		3317-6A	06/82	156.8	144.0	143.4	145.3	156.6	152.5	158.0	158.3	160.4	165.5	165.7	166.2	166.1
Pressure tubing, carbon		3317-6B	06/82	([†])	64.1	64.1	([†])	64.0	([†])	([†])	63.7	63.7	([†])	([†])	([†])	([†])
Mechanical tubing, carbon		3317-6C	06/82	131.5	123.5	124.6	126.2	127.2	130.9	133.0	133.1	135.5	136.4	136.6	136.2	135.3
Structural pipe and tubing, carbon		3317-6D	06/82	108.5	100.8	101.1	100.8	102.8	105.5	109.2	114.0	114.2	114.0	113.6	114.0	112.5
Pipe and tubing, alloy		3317-6E	06/82	155.1	152.7	151.9	151.9	151.9	151.9	153.0	153.5	152.3	152.3	157.8	162.2	169.1
Pressure tubing, stainless		3317-6F	06/82	92.2	91.5	91.2	91.1	91.9	91.7	91.9	91.9	91.9	91.9	91.6	95.0	95.0
Mechanical tubing, stainless		3317-6G	06/82	111.6	112.5	113.0	113.7	113.4	113.6	113.1	112.6	111.8	108.6	107.6	109.0	109.6
Other pipe and tubing (incl. standard pipe), stainless ..		3317-6H	06/82	100.9	104.8	97.9	97.9	99.0	103.9	99.0	99.8	99.8	99.8	102.9	103.1	103.1
Iron and steel foundries	332		12/84	133.0	132.7	132.7	132.6	132.6	132.8	132.9	132.9	132.9	133.2	133.5	133.5	133.4
Gray iron foundries	3321		12/80	148.6	148.1	148.2	148.1	148.3	148.5	148.6	148.5	148.6	149.0	149.2	149.1	149.1
Primary products		3321-P	12/80	147.9	147.4	147.5	147.5	147.6	147.8	147.9	147.8	147.9	148.4	148.5	148.4	148.4
Cast iron pressure and soil pipe and fittings		3321-1	12/80	176.7	175.2	175.3	175.2	175.2	175.3	175.3	177.8	177.9	177.9	178.5	178.5	178.4
Pressure pipe and fittings, ductile iron		3321-111	12/80	149.8	149.8	149.8	149.8	149.8	149.8	149.8	149.8	149.8	149.8	149.8	149.8	149.8
Pressure pipe, ductile iron		3321-11101	06/86	131.6	131.6	131.6	131.6	131.6	131.6	131.6	131.6	131.6	131.6	131.6	131.6	131.6
Pressure pipe fittings, ductile iron		3321-11102	06/86	200.8	201.0	201.0	201.0	201.0	201.0	200.7	200.7	200.7	200.7	200.7	200.7	200.7
Pressure pipe and fittings, gray iron		3321-121	12/80	179.8	174.9	176.4	175.5	175.7	176.2	176.6	177.3	178.5	178.7	189.7	189.7	188.6
Pressure pipe fittings, gray iron		3321-12102	06/86	156.5	152.1	153.4	152.6	152.8	153.3	153.6	154.3	155.4	155.5	165.5	165.5	164.5
Other ductile iron castings		3321-2	06/86	113.0	113.0	113.0	113.0	113.0	112.9	113.2	112.7	112.8	113.1	113.2	113.2	113.3
Automotive uses		3321-222	06/86	112.1	112.0	112.0	112.0	112.0	112.0	112.5	111.5	111.6	112.4	112.5	112.5	112.7
Passenger cars		3321-22201	12/80	132.9	132.7	132.7	132.5	132.6	132.6	133.6	132.6	132.6	132.8	133.1	133.1	133.5
All other automotive uses		3321-22202	12/80	115.1	115.1	115.1	115.2	115.0	115.0	115.0	113.8	113.8	115.7	115.7	115.7	115.7
Valve uses		3321-231	06/86	140.4	139.6	140.4	140.4	140.3	140.3	140.6	140.6	140.6	140.6	140.6	140.6	140.6
Machinery uses		3321-233	06/86	119.0	119.3	119.3	119.3	119.3	118.7	118.7	118.8	119.0	119.0	119.0	119.0	119.0
All other uses		3321-239	06/86	113.6	113.6	113.6	113.6	113.6	113.6	113.6	113.6	113.6	113.6	113.6	113.6	113.6
Other gray iron castings		3321-4	06/86	126.7	126.1	126.1	126.2	126.7	126.7	126.7	126.7	126.7	127.4	127.4	127.2	127.2
Automotive uses		3321-439	06/86	122.6	122.3	122.4	122.4	122.4	122.4	122.4	122.5	122.7	122.7	122.9	122.8	122.8
Passenger cars		3321-43901	12/80	141.7	141.5	141.5	141.5	141.5	141.5	141.6	141.6	141.8	141.8	141.9	141.9	141.9
All other automotive uses		3321-43902	12/80	143.7	143.2	143.5	143.6	143.5	143.5	143.5	143.7	144.0	144.1	144.4	143.9	143.9
Construction and utility uses		3321-449	06/86	135.2	135.3	135.3	135.3	135.3	135.3	135.3	135.3	135.2	135.2	135.2	135.2	134.9
All other uses		3321-498	06/86	133.3	132.3	132.3	132.3	133.1	133.7	133.7	133.7	133.8	133.8	134.0	133.8	133.8
Secondary products and miscellaneous receipts		3321-SM														
Secondary products		3321-S	12/80	160.3	160.3	160.3	159.7	159.7	159.7	159.7	159.7	160.5	160.5	160.5	161.3	161.3
Malleable iron foundries	3322		06/81	145.8	143.3	144.3	144.3	144.4	145.6	145.6	145.8	145.8	145.8	148.1	148.1	148.1
Primary products		3322-P	06/81	144.3	142.0	142.8	142.8	142.9	144.1	144.1	144.3	144.3	144.3	146.8	146.8	146.8
Standard malleable iron castings		3322-1	06/93	129.7	126.7	128.1	128.0	128.2	130.1	130.1	130.4	130.4	130.4	131.4	131.4	131.4
Steel investment foundries	3324		06/81	205.6	205.2	205.2	205.2	205.3	205.3	206.0	205.9	205.9	205.9	205.9	205.9	205.9
Primary products		3324-P	06/81	201.1	200.6	200.6	200.6	200.7	200.7	201.4	201.4	201.4	201.4	201.3	201.3	201.4
Carbon and low alloy steel investment castings		3324-2	06/81	163.5	161.5	161.5	161.5	161.5	161.5	165.1	164.9	164.9	164.9	164.9	164.9	164.9
Commercial application, other than aerospace		3324-213	06/81	162.6	160.6	160.6	160.6	160.6	160.6	164.2	164.0	164.0	164.0	164.0	164.0	164.0
High alloy steel investment castings, including stainless steel		3324-3	06/81	204.7	204.4	204.8	204.8	204.8	204.8	204.8	204.8	204.8	204.8	204.4	204.4	204.5
Aerospace application		3324-311	06/93	106.7	106.7	106.7	106.7	106.7	106.7	106.7	106.7	106.7	106.7	106.7	106.7	106.7
Commercial application, other than aerospace		3324-313	06/93	113.7	113.4	113.8	113.8	113.8	113.8	113.8	113.8	113.8	113.8	113.3	113.3	113.5
Hi-temp metal castings (iron, nickel, or cobalt-base alloys)		3324-4	06/93	111.7	111.6	111.6	111.6	111.7	111.7	111.7	111.7	111.7	111.7	111.7	111.7	111.7
Aerospace application		3324-411	06/93	111.2	111.2	111.2	111.2	111.2	111.2	111.2	111.2	111.2	111.2	111.2	111.2	111.2
Commercial application, other than aerospace		3324-413	06/93	121.3	120.5	120.5	120.5	121.7	121.7	121.5	121.5	121.5	121.5	121.5	121.5	121.5
Secondary products and miscellaneous receipts		3324-SM														
Secondary products		3324-S	06/81	253.9	254.1	253.8	253.8	253.8	253.8	253.8	253.8	253.8	253.8	253.8	253.8	253.8

See footnotes at end of table.

Table 3. Producer price indexes for the net output of selected industries and their products, 2002¹—Continued

Industry and product	Industry code	Product code	Index base	Annual Average	January	February	March	April	May	June	July	August	September	October	November	December
Steel foundries, n.e.c.	3325		06/81	135.3	136.0	135.8	135.4	134.5	134.7	134.7	134.8	134.9	134.9	135.9	136.1	135.9
Primary products		3325-P	06/81	142.9	143.7	143.5	143.1	142.0	142.2	142.3	142.4	142.4	142.4	143.6	143.9	143.6
Carbon steel castings		3325-2	06/81	143.3	143.5	143.6	142.5	142.2	142.7	142.7	142.8	142.8	142.9	144.7	145.0	144.6
Railroad wheels and specialties		3325-214	06/81	127.2	128.5	128.8	125.5	124.8	126.1	126.1	126.4	126.4	126.8	127.3	130.2	129.0
All other carbon steel castings, including rolls for rolling mills		3325-219	06/81	157.1	156.7	156.7	156.7	156.7	156.7	156.7	156.7	156.7	156.7	159.3	158.1	158.1
High alloy steel castings, including stainless steel		3325-4	06/81	138.9	139.2	139.1	139.4	138.2	138.4	138.4	138.4	138.6	138.4	139.5	139.5	139.5
Low alloy steel castings		3325-5	06/81	145.6	147.8	146.9	146.9	144.7	144.7	144.8	144.9	144.9	144.9	145.2	145.7	145.4
All other low alloy steel castings		3325-559	06/81	149.5	152.0	151.0	151.0	148.5	148.5	148.6	148.8	148.8	148.8	149.1	149.7	149.3
Secondary products and miscellaneous receipts		3325-SM														
Primary smelting and refining of nonferrous metals	333		12/80	92.7	92.6	93.1	95.0	94.1	94.1	95.6	94.0	89.7	89.3	88.9	92.5	93.5
Primary copper	3331		06/80	103.9	100.5	104.1	106.9	106.0	105.9	110.6	106.9	98.7	99.0	98.4	104.0	105.5
Primary products		3331-P	06/80	93.5	91.1	94.1	97.0	95.8	95.5	99.9	96.3	88.4	88.4	88.0	93.4	94.5
Copper cathode and other refined copper, including wirebar, slab, and ingot		3331-2	06/80	81.3	79.1	81.8	84.3	83.3	82.9	86.8	83.7	76.8	76.8	76.4	81.1	82.1
Secondary products and miscellaneous receipts		3331-SM														
Primary aluminum	3334		06/80	107.3	107.8	106.6	109.1	108.5	109.1	109.8	108.7	104.4	103.3	103.1	107.8	109.1
Primary products		3334-P	06/80	110.1	110.8	109.4	112.2	111.2	111.9	112.8	111.5	106.9	106.0	105.7	110.9	111.9
Primary aluminum, except extrusion billet		3334-7	06/80	108.9	109.8	108.1	111.2	110.0	110.6	111.6	110.2	105.3	104.7	104.3	109.9	110.6
Aluminum extrusion billet		3334-8	06/80	113.9	113.6	113.2	115.0	114.8	116.2	116.3	115.7	111.9	110.1	109.9	113.8	115.9
Secondary products and miscellaneous receipts		3334-SM														
Primary nonferrous metals, n.e.c.	3339		06/80	85.6	89.1	88.0	88.1	86.6	85.9	84.8	84.9	84.6	84.0	83.5	84.0	84.2
Primary products		3339-P	06/80	91.0	94.7	93.3	93.5	91.8	91.7	90.5	90.1	89.8	89.1	88.5	89.1	89.3
Other nonferrous metals, n.e.c.		3339-7	06/80	118.6	123.2	121.5	121.8	119.1	119.6	117.7	117.2	117.9	116.4	116.0	116.7	116.5
Other refined n.f. metals, incl chromium, cadmium, cobalt, and molybdenum		3339-791	06/88	125.6	129.8	130.0	131.0	126.9	127.5	123.8	123.2	124.4	122.3	121.9	123.4	123.2
Secondary nonferrous metals	334		06/80	85.1	85.1	85.0	84.6	85.9	86.6	86.0	86.0	84.7	83.9	83.7	84.7	85.1
Secondary smelting and refining of nonferrous metals	3341		06/80	85.1	85.1	85.0	84.6	85.9	86.6	86.0	86.1	84.7	83.9	83.7	84.7	85.2
Primary Products		3341-P	06/80	87.3	87.5	87.8	86.9	88.4	89.1	88.3	88.2	86.4	85.9	85.5	86.1	87.1
Copper		3341-2	06/80	(¹)	(¹)	(¹)	(¹)	(¹)	(¹)	(¹)	127.6	126.2	126.4	125.7	125.9	125.9
Lead		3341-3	06/80	82.5	87.1	86.5	83.2	83.0	82.8	81.7	81.0	81.0	80.3	80.6	80.9	80.9
Zinc		3341-4	06/80	97.2	102.2	96.7	101.8	99.8	97.4	95.9	100.0	93.2	97.1	93.0	91.8	97.1
Precious metals		3341-5	06/80	43.4	41.4	42.3	42.0	42.5	43.5	44.4	45.2	43.7	43.8	42.9	44.1	44.6
Other nonferrous metals		3341-6	06/80	79.4	80.3	80.3	80.3	(¹)	80.6	(¹)	80.4	78.4	78.6	78.1	77.9	76.9
Aluminum		3341-7	06/80	103.6	102.9	103.8	104.5	107.7	106.8	104.9	104.2	102.1	100.5	100.6	101.7	103.1
Miscellaneous receipts		3341-M	06/80	84.7	83.7	82.6	83.6	84.0	84.0	85.6	86.9	84.4	84.1	84.7	85.8	86.6
Rolling, drawing and extruding of nonferrous metals ...	335		12/84	135.0	136.2	136.0	136.1	135.0	134.6	135.0	135.1	134.0	134.5	133.9	134.7	134.3
Rolling, drawing and extruding of copper	3351		12/80	127.4	126.7	127.1	130.4	129.9	129.7	130.9	130.2	125.2	125.1	123.5	124.5	125.6
Primary products		3351-P	12/80	132.0	131.2	131.7	135.4	134.9	134.7	136.0	135.2	129.5	129.4	127.6	128.7	130.0
Copper and copper-base alloy wire		3351-1	12/80	139.2	141.6	136.8	135.6	134.3	137.5	141.5	143.1	135.0	141.8	142.4	140.0	140.7
Alloyed		3351-131	12/80	129.1	131.3	126.9	125.8	127.5	127.5	131.3	132.8	125.2	131.5	132.2	129.9	130.5
Copper and copper-base alloy rod, bar and shapes		3351-3	12/80	129.0	125.1	126.2	130.2	129.6	130.4	133.0	132.8	127.1	128.2	126.9	129.1	129.9
Unalloyed copper bars, shapes and non-electrical rod		3351-311	12/80	113.1	110.9	113.5	114.7	113.5	114.8	117.0	116.5	108.6	111.3	108.5	113.2	115.0
Bars and shapes		3351-31118	12/86	129.5	127.8	130.0	130.8	129.7	130.7	132.5	132.3	128.1	128.1	125.7	129.8	131.3
Copper-base alloy rod, bar and shapes		3351-332	12/80	139.1	133.9	134.1	139.9	139.8	140.2	143.0	143.2	139.0	138.9	138.8	139.0	139.2
Rod		3351-33218	12/80	128.9	123.6	123.6	129.5	129.7	130.0	132.4	132.9	129.2	129.1	129.0	128.9	128.9
Copper and copper-base alloy sheet, strip and plate		3351-4	12/80	152.9	152.9	154.1	155.8	155.6	156.0	154.0	153.7	149.7	150.6	149.3	151.1	152.3

See footnotes at end of table.

Table 3. Producer price indexes for the net output of selected industries and their products, 2002¹—Continued

Industry and product	Industry code	Product code	Index base	Annual Average	January	February	March	April	May	June	July	August	September	October	November	December
Rolling, drawing and extruding of copper—Continued																
Unalloyed copper flat products		3351-413	12/80	129.2	127.8	129.9	130.3	129.1	130.2	131.8	131.5	125.9	127.9	126.2	129.2	130.3
Copper-base alloy flat products		3351-435	12/80	161.2	161.7	162.6	164.7	164.9	165.0	161.7	161.5	158.0	158.6	157.3	158.9	160.0
Strip		3351-43526	12/80	150.1	150.6	151.4	153.6	153.8	153.9	150.4	150.2	146.9	147.3	146.2	147.6	148.7
Copper and copper-base alloy pipe and tube		3351-5	12/80	118.5	119.9	119.9	125.2	124.6	122.7	124.7	122.6	116.1	113.5	110.5	110.5	112.3
Unalloyed pipe and tube, plumbing		3351-516	12/80	110.3	114.8	113.6	122.4	121.5	117.5	119.7	116.1	106.4	102.4	97.2	95.3	97.1
Copper-base alloy pipe and tube, non-plumbing		3351-538	12/80	110.2	109.4	110.8	111.6	110.7	110.6	111.5	111.1	109.5	108.8	108.7	109.7	110.6
Aluminum sheet, plate, foil and welded tube products																
Primary products	3353	3353-P	06/81	140.9	143.0	142.8	143.8	139.9	139.9	140.3	140.1	139.4	139.8	140.3	140.5	141.0
Aluminum plate		3353-1	06/81	145.1	147.3	147.3	147.9	144.0	144.0	144.1	144.1	144.0	143.9	144.7	144.9	145.4
Heat-treatable		3353-113	06/81	170.6	170.3	170.3	171.7	171.7	171.7	171.7	171.7	170.9	169.1	169.1	169.1	169.1
Aluminum sheet		3353-2	06/81	178.3	178.0	178.0	180.0	180.0	180.0	180.0	180.0	178.8	176.2	176.2	176.2	176.2
Coiled, nonheat-treatable, bare		3353-231	06/81	145.1	148.3	148.3	148.5	143.5	143.5	143.6	143.6	143.6	143.6	144.6	144.6	145.1
Coiled, nonheat-treatable, bare, all others		3353-23115	06/81	131.9	134.6	134.6	134.8	130.5	130.5	130.7	130.7	130.7	130.7	131.6	131.6	131.5
				113.5	112.9	(²)	113.4	(²)	(²)	113.7	113.7	113.7	113.7	113.7	113.7	113.6
Aluminum extruded products																
Primary products	3354	3354-P	12/81	152.9	152.1	152.0	152.2	152.4	152.0	153.4	153.4	153.6	153.2	153.2	153.4	153.8
Extruded aluminum rod, bar, and other extruded shapes except tube		3354-1	12/81	156.6	155.7	155.7	155.8	156.0	155.6	157.1	157.1	157.4	157.0	157.0	157.2	157.7
Extruded rod and bar with alloys other than 2000 and 7000 series		3354-115	12/81	158.7	157.7	157.6	157.8	157.9	157.5	159.3	159.2	159.6	159.1	159.2	159.5	159.9
Rod		3354-11511	12/81	137.6	136.4	136.8	137.5	138.4	138.3	138.0	138.0	137.6	136.7	136.7	137.5	138.8
Bar		3354-11512	12/81	148.3	148.1	148.3	148.3	148.7	148.7	148.5	148.5	148.3	147.9	147.9	148.1	148.7
Other extruded shapes except tube, with alloys other than 2000 and 7000 series		3354-125	12/81	124.7	122.7	123.2	124.7	126.0	125.9	125.4	125.4	124.8	123.5	123.6	124.9	126.8
Other extruded shapes, circle size 1 to, not including 2		3354-12501	12/81	154.4	153.4	153.2	153.2	153.2	152.7	155.0	155.0	155.5	155.1	155.3	155.4	155.7
Other extruded shapes, circle size 2 to, not including 3		3354-12502	12/81	188.7	188.7	188.7	188.7	188.7	188.7	188.7	188.7	188.7	188.7	188.7	188.7	188.7
Other extruded shapes, circle size 3 to, not including 4		3354-12503	12/81	160.3	152.1	152.4	152.6	152.6	151.8	166.8	166.5	165.9	164.9	165.6	165.8	166.9
Other extruded shapes, circle size 4 to, not including 5		3354-12504	12/81	147.7	149.6	149.6	149.6	149.6	147.6	146.5	146.7	146.7	146.7	146.7	146.7	(²)
Other extruded shapes, circle size 5 to, not including 6		3354-12505	12/81	133.0	130.9	130.9	130.9	130.9	130.9	130.9	130.9	135.8	135.8	135.8	135.8	135.8
Other extruded shapes, circle size 6 to, not including 10		3354-12506	12/81	147.3	147.6	147.6	147.6	147.6	147.6	147.2	147.2	147.2	147.2	147.2	147.2	147.2
Other extruded shapes, circle size 10 and over		3354-12512	06/87	145.4	145.6	144.7	144.9	145.2	145.9	145.1	145.1	145.7	145.4	145.5	145.7	146.6
Aluminum extruded and drawn pipe and tube		3354-3	12/94	149.2	150.5	149.8	149.7	149.6	149.3	149.3	149.1	149.1	148.4	148.4	148.5	148.5
Soft alloy pipe and tube, alloys other than 2000 and 7000 series		3354-313	12/94	103.0	103.0	103.0	103.1	103.1	103.1	103.0	103.1	103.0	103.0	102.9	103.0	103.0
Soft alloy pipe and tube other than seamless		3354-31302	12/94	94.6	94.6	94.6	94.7	94.7	94.7	94.6	94.7	94.6	94.6	94.5	94.6	94.6
Aluminum rolling and drawing, n.e.c.																
Primary products	3355	3355-P	06/81	125.2	126.1	128.9	127.1	125.0	126.3	125.7	125.1	125.1	123.7	121.8	123.4	124.4
Rolled aluminum rod, bar (incl. continuous cast), and structural shapes		3355-2	06/81	127.7	128.8	132.3	130.0	127.2	128.8	128.0	127.3	127.2	125.5	123.9	125.9	127.2
Continuous cast rod, bar and structural shapes		3355-225	06/81	117.9	116.8	118.7	118.1	117.7	119.9	118.9	119.2	118.7	114.5	116.1	116.9	119.6
				110.7	107.6	110.2	110.1	111.3	111.8	111.4	111.2	112.6	109.2	110.2	111.1	111.7
Rolling, drawing and extruding of nonferrous metals, except copper and aluminum																
Primary products	3356	3356-P	06/82	130.5	129.2	128.9	129.1	129.8	130.1	130.4	131.0	129.2	133.3	130.5	133.2	131.0
Nickel and nickel-base alloy mill shapes		3356-1	06/82	129.3	127.8	127.5	127.7	128.4	128.8	129.1	129.7	128.0	132.4	129.3	132.6	130.1
Titanium mill shapes		3356-2	06/82	153.7	155.0	154.5	154.5	156.0	154.5	156.2	157.4	153.7	151.7	150.2	150.2	(²)
				105.4	103.4	103.2	103.2	103.0	103.0	102.1	101.6	101.6	113.8	107.9	114.3	108.0

See footnotes at end of table.

Table 3. Producer price indexes for the net output of selected industries and their products, 2002¹—Continued

Industry and product	Industry code	Product code	Index base	Annual Average	January	February	March	April	May	June	July	August	September	October	November	December
Rolling, drawing and extruding of nonferrous metals, except copper and aluminum—Continued																
Rod, bar, pipe, tube, wire, and other titanium mill shapes		3356-281	12/95	103.4	105.0	103.3	103.3	102.5	102.5	99.3	97.8	97.8	106.9	106.9	106.9	108.2
Other nonferrous metal mill shapes		3356-9	06/82	124.4	122.9	122.8	123.1	124.1	125.8	125.1	125.9	125.0	123.8	124.3	125.0	125.0
Lead mill shapes		3356-954	12/87	73.4	72.3	70.6	71.0	73.3	74.1	74.3	76.0	72.0	72.5	75.3	74.6	74.4
Zirconium mill shapes		3356-961	12/87	(²)	99.7	99.7	99.7	99.7	99.7	99.7	99.7	99.7	(²)	(²)	(²)	(²)
Other nonferrous metal mill shapes		3356-997	12/87	124.9	122.8	122.8	122.8	124.2	126.5	126.0	127.0	125.9	124.6	124.5	125.8	125.8
Secondary products and miscellaneous receipts		3356-SM														
Secondary products		3356-S	06/82	140.0	141.0	141.0	141.0	141.0	141.0	141.0	141.0	139.8	139.8	139.8	136.7	136.7
Nonferrous wiredrawing and insulating	3357		12/82	143.7	146.5	145.9	144.7	144.3	143.1	143.3	143.7	142.7	142.9	142.4	143.0	142.1
Primary products		3357-P	12/82	141.7	144.9	143.9	142.8	142.5	141.2	141.3	141.8	140.7	140.6	140.2	140.8	139.8
Aluminum and aluminum-base alloy bare wire and cable		3357-A	12/88	91.1	87.8	95.6	96.3	95.6	94.3	91.9	90.7	90.7	87.7	87.7	(²)	87.5
Copper & copper-base alloy wire & cable for electrical transmission, incl. bare		3357-B	12/88	79.6	79.8	79.9	79.9	81.1	80.5	81.1	82.0	79.0	79.7	77.1	77.5	78.1
Fiber optic cable		3357-E	12/88	85.0	98.8	92.7	90.3	87.1	82.6	82.3	81.8	81.8	81.8	81.8	81.8	77.0
Electronic wire and cable		3357-1	12/82	149.2	149.1	149.1	148.1	149.2	149.0	149.1	149.2	149.1	149.7	149.5	149.8	149.8
Telephone and telegraph wire and cable		3357-2	12/82	152.9	156.2	157.9	154.1	153.9	153.9	152.5	155.3	152.3	148.1	150.4	150.8	149.5
Control and signal wire		3357-3	12/82	188.9	188.3	189.5	189.5	188.1	188.5	191.5	190.3	187.8	187.8	(²)	(²)	188.6
Building wire and cable		3357-4	12/82	111.6	113.7	112.8	112.0	113.1	109.4	110.2	112.9	111.0	112.1	110.1	110.8	110.6
Apparatus wire and cord and flexible cord sets		3357-6	12/82	140.8	140.6	140.2	140.2	140.5	140.5	140.6	141.4	141.4	141.4	141.4	141.4	140.3
Magnet wire		3357-7	12/82	152.3	152.0	152.0	152.1	152.1	151.7	152.2	152.2	152.5	152.5	152.7	152.6	152.7
Power wire and cable		3357-8	12/82	109.7	110.4	110.2	111.2	110.4	112.4	111.9	110.0	109.4	108.6	107.6	106.4	108.1
Other insulated wire and cable		3357-9	12/82	137.5	135.5	136.3	136.4	136.1	136.3	136.8	136.7	135.5	136.6	136.3	143.6	143.4
Secondary products		3357-S	12/82	301.4	291.1	300.9	300.4	297.7	298.4	300.0	(²)	(²)	308.6	306.5	306.5	306.5
Nonferrous foundries (castings)	336		12/84	134.4	133.0	133.1	133.5	134.3	134.8	134.8	134.9	135.2	135.0	134.8	134.8	134.8
Aluminum die casting	3363		06/91	109.6	108.2	108.1	108.4	109.6	110.2	110.2	110.3	110.4	110.2	109.8	109.9	110.1
Primary products		3363-P	06/83	135.4	133.4	133.3	133.7	135.3	136.2	136.2	136.4	136.5	136.2	135.6	135.9	136.1
Motor vehicle die castings		3363-1	06/83	116.6	114.2	113.9	114.3	117.1	117.2	117.5	117.8	118.0	117.7	117.1	117.5	117.8
Die castings for passenger cars		3363-111	06/83	116.5	114.0	113.7	114.1	115.9	117.1	117.3	117.6	118.0	117.7	117.1	117.5	117.8
Die castings for other motor vehicles		3363-112	06/83	118.5	117.2	118.0	118.1	119.3	120.0	120.1	120.9	118.2	118.0	117.4	117.3	117.3
Aluminum and aluminum-base alloy die castings, other than motor vehicle		3363-4	06/98	101.1	100.1	100.2	100.4	101.3	101.7	101.5	101.6	101.6	101.3	101.0	101.1	101.2
Die castings for building and construction		3363-411	06/83	172.7	171.0	171.0	171.9	173.3	174.0	173.3	173.9	173.0	173.0	172.4	172.4	172.4
Die castings for appliances		3363-412	06/98	101.5	100.3	100.4	100.8	102.1	102.5	102.3	101.9	101.8	101.5	101.3	101.3	101.6
Die castings for computers and electronics		3363-416	06/83	126.0	125.9	125.8	125.4	126.0	126.2	126.2	126.2	126.2	126.0	125.8	126.1	126.2
Other die castings, n.e.c.		3363-417	06/98	96.7	95.2	95.5	95.6	96.5	96.9	97.0	97.2	97.5	97.4	97.2	97.1	97.2
Secondary products and miscellaneous receipts		3363-SM														
Secondary products		3363-S	06/91	114.8	115.3	115.2	115.2	115.2	115.1	114.8	114.7	114.7	114.6	114.5	114.4	114.4
Nonferrous die-castings, except aluminum	3364		06/91	106.3	106.2	106.2	106.1	106.2	106.6	106.6	106.6	106.5	106.5	106.1	106.2	106.3
Primary products		3364-P	06/91	105.4	105.4	105.4	105.2	105.2	105.6	105.6	105.5	105.5	105.5	105.3	105.4	105.5
Zinc and zinc-base alloy die-castings		3364-1	06/83	143.9	143.9	143.9	143.9	143.9	143.9	143.9	143.8	143.7	143.7	144.1	144.4	144.4
Magnesium die-castings		3364-2	07/83	126.8	127.5	127.5	126.8	126.7	126.7	126.8	126.7	126.7	126.7	126.5	126.5	126.5
Other nonferrous die-castings, including lead and copper, except aluminum		3364-6	06/98	96.8	96.2	96.2	96.2	96.2	97.5	97.5	97.3	97.3	97.3	96.9	96.6	96.6
Secondary products and miscellaneous receipts		3364-SM														
Secondary products		3364-S	06/91	113.5	112.5	112.8	112.9	113.9	114.1	114.1	114.4	114.4	114.3	113.0	112.9	112.9
Aluminum foundries	3365		06/91	115.7	114.5	114.4	114.9	115.5	115.7	115.7	115.9	116.4	116.3	116.3	116.4	116.2
Primary products		3365-P	06/91	115.5	114.2	114.2	114.7	115.3	115.5	115.6	115.8	116.4	116.3	116.2	116.2	116.0
Aluminum and aluminum-base alloy sand castings		3365-1	06/83	150.8	149.3	149.3	149.7	150.2	150.9	151.0	150.6	151.8	151.7	151.6	151.9	152.0

See footnotes at end of table.

Table 3. Producer price indexes for the net output of selected industries and their products, 2002¹—Continued

Industry and product	Industry code	Product code	Index base	Annual Average	January	February	March	April	May	June	July	August	September	October	November	December
Aluminum foundries—Continued																
Aluminum and aluminum-base alloy permanent and semipermanent mold castings		3365-2	06/83	130.5	129.5	129.5	129.9	130.1	130.1	130.0	130.9	131.6	131.4	131.3	131.2	130.6
Investment and other aluminum and aluminum-base alloy castings and cast products		3365-3	06/83	156.6	152.2	152.2	154.5	158.0	158.0	158.0	158.1	157.6	157.6	157.4	157.4	157.4
Secondary products and miscellaneous receipts		3365-SM														
Secondary products		3365-S	06/91	115.7	115.8	115.0	115.4	115.9	116.3	116.1	115.5	115.4	115.4	115.6	115.6	115.7
Copper foundries (castings, except die)																
Primary products	3366	3366-P	06/83	155.6	152.0	153.7	155.4	156.1	156.2	156.2	156.3	156.9	155.9	156.0	156.0	156.1
Copper and copper-base alloy sand castings		3366-411	06/83	150.6	148.9	149.1	149.6	150.4	150.4	151.2	151.3	151.3	151.2	151.4	151.4	151.5
Other copper and copper-base alloy castings incl. bearings and bushings		3366-412	06/98	153.1	150.5	151.0	151.6	152.7	152.8	153.8	153.9	153.9	153.9	154.1	154.1	154.3
Secondary products and miscellaneous receipts		3366-SM														
Secondary products		3366-S	06/83	99.9	100.3	100.0	100.0	100.0	99.9	99.9	99.9	99.9	99.9	99.9	99.9	99.7
Secondary products		3366-S	06/83	173.2	173.4	173.4	173.4	173.4	173.4	173.4	173.4	173.4	173.4	172.4	172.4	172.4
Nonferrous castings, except aluminum and copper, and excluding die-castings																
Primary products	3369	3369-P	06/83	145.5	144.2	143.9	144.4	144.5	145.9	145.9	146.3	146.3	146.4	146.3	145.7	145.6
Zinc and zinc-base alloy castings, except die		3369-1	06/98	135.7	134.9	134.6	135.1	135.2	135.6	135.6	136.0	136.1	136.2	136.1	136.4	136.3
Titanium castings, except die		3369-3	06/83	104.3	102.2	102.0	103.5	103.1	103.7	(²)	106.3	104.5	104.8	106.1	105.6	106.7
Nickel and nickel-base alloy castings, except die		3369-4	06/98	139.9	138.3	139.2	140.1	140.1	140.1	140.1	140.1	140.1	140.1	140.1	140.1	140.1
All other nonferrous metal castings, except die		3369-7	07/92	88.7	90.1	87.3	87.3	87.3	87.3	87.3	87.3	90.1	90.1	90.1	90.1	90.1
Secondary products and miscellaneous receipts		3369-SM														
Secondary products		3369-S	06/83	113.2	109.1	109.8	110.6	111.5	114.2	114.2	116.4	113.8	114.3	115.1	115.4	113.8
Secondary products		3369-S	06/83	217.7	207.6	207.7	208.3	208.3	227.8	228.5	227.9	227.5	226.7	226.4	207.8	207.7
Miscellaneous primary metal products																
Metal heat treating	339		06/85	135.7	135.7	135.7	135.5	135.7	135.7	135.9	135.9	135.7	135.8	135.7	135.8	135.7
Metal heat treating																
Primary products	3398	3398-P	06/85	117.6	117.6	117.6	117.6	117.7	117.5	117.5	117.4	117.5	117.7	117.9	117.9	117.9
Metal heat treating services-New England (MA-RI-CT) ..		3398-1	06/90	117.9	118.0	117.9	117.9	117.9	117.9	117.7	117.6	117.8	118.0	118.1	118.1	118.1
Metal heat treating services-Middle Atlantic (NY-NJ-E.PA-MD)		3398-2	06/85	105.3	105.2	105.2	105.2	105.2	105.2	105.2	105.2	105.2	105.7	105.6	105.6	105.6
Metal heat treating services-South Central (W.PA-OH-IN-KY)		3398-3	06/85	130.9	130.9	130.9	130.9	130.9	130.9	130.9	130.9	130.9	130.9	130.9	130.9	130.9
Metal heat treating services-Michigan		3398-4	06/85	121.6	122.2	122.2	122.1	122.1	121.0	121.1	120.7	120.7	121.7	121.7	121.8	121.8
Metal heat treating services-Southeast (VA-NC-SC-GA-AL-TN-FL)		3398-5	06/85	110.4	110.2	110.2	110.2	110.2	110.2	110.2	110.2	110.7	110.7	110.7	110.7	110.7
Metal heat treating services-North Central (IL-WI-MN-MO-IA)		3398-6	06/85	104.1	104.1	104.1	104.1	104.1	104.1	104.1	104.1	104.1	104.1	104.1	104.1	104.1
Metal heat treating services-Pacific Coast (CA-AZ-OR-WA)		3398-7	06/85	118.9	118.7	118.7	118.7	118.7	118.7	118.7	118.7	118.7	118.7	119.5	119.4	119.4
Metal heat treating services-Southwest (TX-OK-AR-CO-LA-UT)		3398-8	06/85	118.9	119.0	118.9	118.9	118.9	118.9	118.9	118.9	118.9	118.9	118.9	118.9	118.9
Secondary products and miscellaneous receipts		3398-SM														
Miscellaneous receipts		3398-M	06/90	115.9	115.9	115.9	115.9	115.9	115.9	115.9	115.9	115.9	115.9	115.9	115.9	115.9
Contract work and miscellaneous receipts		3398-XY9	12/96	115.9	115.9	115.9	115.9	115.9	115.9	115.9	115.9	115.9	115.9	115.9	115.9	115.9
Secondary products		3398-S	06/85	119.7	114.1	114.1	114.4	121.5	121.5	121.5	121.5	121.5	121.5	121.5	121.5	121.5
Primary metal products, n.e.c.																
Primary products	3399	3399-P	06/85	157.2	157.1	157.1	156.8	157.0	157.4	157.9	158.0	157.3	157.2	156.8	156.9	156.7
Metal powders, paste, and flakes		3399-1	06/85	157.2	156.8	156.8	156.5	156.7	157.1	157.7	157.9	157.5	157.5	157.2	157.4	157.1
Other primary metal products		3399-2	06/85	153.9	153.6	153.6	153.3	153.5	153.9	154.4	154.6	154.3	154.2	153.9	154.1	154.0
Secondary products and miscellaneous receipts		3399-SM														
Miscellaneous receipts		3399-M	06/92	158.0	158.0	157.4	157.2	157.3	157.8	158.6	158.6	158.6	158.6	158.6	158.6	157.2
Miscellaneous receipts		3399-MM	12/98	(²)	(²)	(²)	(²)	(²)	(²)	(²)	(²)	109.4	105.0	105.0	102.9	102.9
Miscellaneous receipts		3399-MM	12/98	(²)	(²)	(²)	(²)	(²)	(²)	(²)	(²)	98.9	94.9	94.9	93.0	93.0

See footnotes at end of table.

Table 3. Producer price indexes for the net output of selected industries and their products, 2002¹—Continued

Industry and product	Industry code	Product code	Index base	Annual Average	January	February	March	April	May	June	July	August	September	October	November	December
Primary metal products, n.e.c.—Continued																
Secondary products		3399-S	06/85	(²)	(²)	(²)	(²)	(²)	(²)	(²)	172.3	172.3	172.3	172.3	172.3	172.3
Fabricated metal products, except machinery and transportation equipment	34		12/84	131.7	131.2	131.2	131.2	131.3	131.4	131.6	131.9	132.0	132.1	132.0	132.2	132.2
Metal cans and shipping containers	341		12/84	102.7	100.8	100.9	100.8	100.8	100.8	100.9	100.9	105.2	105.2	105.2	105.2	105.2
Metal cans	3411		06/81	109.4	109.9	110.2	109.9	108.6	108.6	108.8	109.0	109.3	109.3	109.6	109.8	109.6
Primary products		3411-P	06/81	107.6	108.3	108.6	108.3	106.9	106.9	107.1	107.2	107.2	107.2	107.6	107.8	107.6
Steel cans		3411-1	06/81	130.0	129.6	129.8	129.5	129.4	129.4	129.8	130.2	130.2	130.2	130.2	130.8	130.4
Food and beverage steel cans including lids, ends, and parts shipped separately		3411-1B1	12/01	102.0	101.9	102.0	101.7	101.7	101.7	102.1	102.1	102.1	102.1	102.1	102.6	102.2
Other steel cans		3411-1B1	12/01	101.7	100.5	101.1	100.9	100.7	100.6	100.6	102.6	102.6	102.6	102.6	102.6	102.6
Aluminum cans		3411-2	06/81	88.9	90.1	90.5	90.2	88.2	88.2	88.2	88.2	88.2	88.2	88.7	88.7	88.7
Secondary products and miscellaneous receipts		3411-SM														
Secondary products		3411-S	06/81	153.2	145.6	145.6	144.9	145.5	150.7	155.7	154.8	159.8	159.8	158.6	158.6	158.6
Metal shipping barrels, drums, kegs, and pails	3412		06/83	139.5	134.8	135.1	135.4	137.4	137.4	138.6	140.3	141.5	142.6	143.8	142.9	144.3
Primary products		3412-P	06/83	149.7	143.9	144.2	144.6	147.1	147.0	148.6	150.6	152.1	153.4	154.9	153.8	155.5
Steel pails		3412-1	06/83	170.3	166.0	168.3	169.9	172.9	164.8	166.8	172.9	176.3	172.3	173.1	169.6	170.7
Steel shipping barrels and drums		3412-2	06/83	139.3	133.3	132.9	132.9	135.4	137.3	138.7	139.5	140.5	143.6	145.4	145.1	147.1
All other metal barrels (including parts and fluid milk containers)		3412-3	06/83	(²)	144.7	144.7	144.7	144.7	155.4	155.4	155.4	(²)	(²)	(²)	(²)	(²)
Secondary products and miscellaneous receipts		3412-SM														
Secondary products		3412-S	06/83	116.9	116.9	116.9	116.9	116.9	116.9	116.9	116.9	116.9	116.9	116.9	116.9	116.9
Cutlery, hand tools, and general hardware	342		12/84	144.0	143.7	143.6	144.0	144.3	144.3	144.1	144.0	144.0	144.2	144.0	144.0	144.1
Cutlery	3421		12/83	164.4	162.8	162.9	164.3	164.3	164.3	164.3	164.2	164.3	164.9	164.9	165.4	165.4
Primary products		3421-P	12/83	173.5	171.7	171.8	173.5	173.5	173.5	173.5	173.4	173.4	174.2	174.2	174.7	174.7
Cutlery, scissors, shears, trimmers, and snips		3421-1	12/83	161.3	160.8	161.0	160.8	160.8	160.8	160.8	160.5	160.6	162.4	162.4	162.4	162.4
Cutlery		3421-11A	12/00	104.3	103.1	103.1	103.1	103.1	103.1	103.1	103.1	103.4	106.6	106.6	106.6	106.6
Scissors and shears		3421-11B	12/00	101.6	101.3	101.7	101.7	101.7	101.7	101.7	101.7	101.7	101.7	101.7	101.7	101.7
Other knives (incl. pocket, pen, and replacement blade knives)		3421-11C	12/00	101.8	102.7	102.7	102.1	102.1	102.1	102.1	101.4	101.4	101.4	101.4	101.4	101.4
Razors and razor blades, except electric		3421-2	12/83	183.5	180.8	180.8	183.8	183.8	183.8	183.8	183.8	183.8	183.8	183.8	184.8	184.8
Secondary products and miscellaneous receipts		3421-SM														
Miscellaneous receipts		3421-M	03/87	26.5	26.5	26.5	26.5	26.5	26.5	26.5	26.5	26.5	26.5	26.5	26.5	26.5
Secondary products		3421-S	12/83	155.4	155.3	155.3	155.3	155.3	155.3	155.3	155.3	155.3	155.8	155.8	155.8	155.8
Hand and edge tools, except machine tools and handsaws	3423		06/83	164.7	164.2	164.2	164.2	165.6	165.7	165.0	164.9	164.9	165.2	164.4	164.0	164.0
Primary products		3423-P	06/83	171.7	172.1	172.0	172.0	172.6	172.8	171.8	171.7	171.8	172.1	171.0	170.4	170.4
Mechanics' hand service tools		3423-1	06/83	184.8	184.1	184.0	184.0	184.4	185.1	185.1	184.9	185.0	185.1	185.1	185.2	185.2
Pliers		3423-111	06/83	177.1	177.1	177.1	177.1	177.1	177.1	177.1	177.1	177.1	177.1	177.1	177.1	177.1
Solid joint pliers		3423-11113	06/83	181.5	181.5	181.5	181.5	181.5	181.5	181.5	181.5	181.5	181.5	181.5	181.5	181.5
Wrenches		3423-113	06/83	201.9	200.4	200.4	200.2	200.8	202.6	202.6	202.6	202.6	202.9	202.5	202.5	202.5
Sockets, drives, extensions, etc. for hand-operated socket wrenches		3423-11321	06/83	224.7	221.5	221.5	221.5	222.4	226.2	226.2	226.2	226.2	226.2	226.2	226.2	226.2
Combination open-end and box wrenches		3423-11324	06/83	179.0	178.4	178.4	178.4	179.5	179.0	179.0	179.0	179.0	179.0	179.5	179.5	179.5
Torque wrenches		3423-11325	06/83	192.1	192.1	192.1	192.1	192.1	192.1	192.1	192.1	192.1	192.1	192.1	192.1	192.1
Adjustable wrenches, including pipe wrenches		3423-11326	06/83	185.0	185.6	185.6	185.6	185.6	185.6	185.6	185.6	185.6	185.6	183.0	183.0	183.0
All other wrenches		3423-11327	06/83	164.1	164.8	164.8	162.7	163.6	163.6	163.6	163.6	163.6	164.7	164.7	164.7	164.7
Screwdrivers		3423-114	06/83	156.0	155.6	155.6	155.6	155.6	156.3	156.3	156.3	156.2	156.2	156.2	156.2	156.2
Tools for automotive use, excluding jacks		3423-116	06/83	182.8	182.1	182.1	182.1	182.1	182.1	182.1	182.1	183.9	183.9	183.9	183.9	183.9

See footnotes at end of table.

Table 3. Producer price indexes for the net output of selected industries and their products, 2002¹—Continued

Industry and product	Industry code	Product code	Index base	Annual Average	January	February	March	April	May	June	July	August	September	October	November	December
Hand and edge tools, except machine tools and handsaws—Continued																
All other mechanics' hand service tools		3423-117	06/83	180.2	179.5	179.5	179.5	180.3	180.2	180.2	180.2	180.2	180.2	180.7	180.7	180.7
Edge tools, hand operated		3423-4	06/96	110.8	110.6	110.6	110.6	111.5	110.7	110.7	110.7	110.6	111.0	111.0	111.0	111.0
Chisels		3423-483	06/83	(²)	252.6	(²)	(²)	(²)	252.9	(²)	252.9	(²)	(²)	(²)	(²)	(²)
Professional and craftsmen's edge hand tools		3423-485	06/83	184.0	184.0	184.0	184.0	184.0	184.0	184.0	184.0	184.0	184.0	184.0	184.0	184.0
All other edge tools		3423-498	06/96	60.6	60.7	60.7	60.7	60.7	60.7	60.7	60.7	60.4	60.4	60.4	60.4	60.4
Dies and interchangeable cutting tools, for machines and power-driven handtools		3423-5	06/96	98.0	100.3	100.3	100.3	101.2	101.2	98.1	98.1	98.1	98.1	94.6	92.6	92.6
Cutting dies, excluding dies for cutting metal		3423-551	07/83	(²)	(²)	(²)	(²)	(²)	(²)	121.5	121.5	121.5	121.5	114.0	114.0	114.0
All other machine tools, including woodcutting		3423-559	06/96	104.5	102.8	102.8	102.8	105.0	105.0	105.0	105.0	105.0	105.0	105.0	105.0	105.0
Other hand tools, n.e.c.		3423-6	06/83	169.3	169.1	168.9	169.0	169.0	169.0	169.0	169.0	169.0	169.9	170.1	170.0	170.0
Shovels, spades, scoops, telegraph spoons, and scrapers		3423-611	06/83	221.5	222.8	220.2	220.5	220.5	220.5	220.5	220.1	220.5	223.1	223.1	223.1	223.1
Light forged hammers, under 4 pounds, excluding ball peen hammers		3423-621	06/83	143.2	143.2	143.2	143.2	143.2	143.2	143.2	143.2	143.2	143.3	143.3	143.3	143.3
Steel goods, including forks, hoes, rakes, weeders, etc.		3423-641	06/83	196.8	194.9	194.9	194.9	194.9	194.9	194.9	194.9	194.9	200.5	200.5	200.5	200.5
Soldering irons		3423-681	06/89	137.4	137.4	137.4	137.4	137.4	137.4	137.4	137.4	137.4	137.4	137.4	137.4	137.4
Other hand tools, excluding edge and machine tools		3423-698	06/83	157.6	157.4	157.5	157.5	157.5	157.5	157.7	157.6	157.6	157.6	157.8	157.7	157.7
Secondary products and miscellaneous receipts		3423-SM														
Miscellaneous receipts		3423-M	06/83	109.3	109.2	109.2	109.2	109.2	109.2	109.2	109.2	109.2	109.2	109.2	110.1	110.1
Resales		3423-Z89	06/83	107.9	107.7	107.7	107.7	107.7	107.7	107.7	107.7	107.7	107.7	107.7	108.7	108.7
Secondary products		3423-S	06/83	174.5	166.4	167.0	167.2	177.1	177.1	177.1	176.8	176.8	176.8	177.7	177.1	177.1
Hand saws and saw blades	3425		06/83	142.0	140.7	140.5	140.9	140.6	140.6	142.7	143.0	143.0	142.9	142.9	142.9	142.9
Primary products		3425-P	06/83	146.7	145.1	144.6	145.4	144.9	144.9	147.8	148.2	148.2	148.1	148.0	147.9	147.9
Woodworking power saw blades		3425-2	06/83	125.8	125.7	125.7	125.7	125.7	125.8	125.8	125.8	125.8	125.8	125.8	125.8	125.8
Circular saw blades		3425-212	06/83	122.0	121.7	121.7	121.7	121.7	122.1	122.1	122.1	122.1	122.1	122.1	122.1	122.1
Metalworking power saw blades		3425-3	06/83	169.6	162.2	162.7	162.7	162.7	174.6	174.6	174.6	174.6	174.6	174.6	174.6	174.6
Circular saw blades, including separate inserted teeth		3425-331	06/96	106.5	106.5	106.5	106.5	106.5	106.6	106.6	106.6	106.6	106.6	106.6	106.6	106.6
Bandsaw blades		3425-336	06/83	181.8	168.7	169.7	169.7	169.7	169.7	190.6	190.6	190.6	190.6	190.6	190.6	190.6
All other power saw blades, including concrete, masonry, and abrasive saw blades		3425-4	06/83	143.6	143.7	143.7	143.7	143.7	143.7	143.7	143.7	143.7	143.7	143.0	143.0	143.0
Secondary products and miscellaneous receipts		3425-SM														
Secondary products		3425-S	06/83	119.2	119.1	119.1	118.1	118.9	119.0	119.0	119.0	119.0	119.0	120.0	120.0	120.0
Hardware, n.e.c.	3429		06/85	133.2	133.3	133.2	133.5	133.4	133.4	133.1	133.0	133.0	133.1	133.0	133.0	133.3
Primary products		3429-P	06/85	132.5	132.7	132.5	132.9	132.8	132.8	132.4	132.2	132.3	132.4	132.2	132.3	132.5
Furniture hardware, excluding cabinet hardware		3429-2	06/85	155.0	155.3	155.3	155.3	155.3	155.3	156.9	154.8	154.8	154.8	153.7	154.0	154.0
Builders' hardware		3429-4	06/85	148.9	147.6	147.6	148.7	149.2	149.2	148.9	149.0	149.2	149.2	149.3	149.3	149.4
Padlocks including pin/non-pin tumbler and combination types		3429-415	06/85	136.7	135.7	135.7	135.7	136.2	136.2	137.3	137.3	137.3	137.3	137.3	137.3	137.3
Doorlocks, locksets, and locktrim, except architectural trim sold separately		3429-421	06/85	166.3	164.5	164.5	165.9	166.7	166.7	166.7	166.7	166.9	166.9	166.9	166.9	166.9
Hinges, excluding cabinet hinges, including spring hinges		3429-452	06/85	108.7	109.4	109.4	109.2	108.8	109.8	107.2	108.4	108.9	107.8	108.1	108.6	108.3
Cabinet hardware		3429-461	06/85	160.9	162.2	162.4	162.7	160.6	160.1	160.4	160.2	160.3	160.1	160.2	160.0	161.1
Other builders' hardware, n.e.c.		3429-477	06/98	105.4	104.0	104.1	105.1	105.7	105.7	105.4	105.4	105.6	105.8	105.8	105.8	105.8
Motor vehicle hardware		3429-6	06/85	106.9	108.9	108.1	108.1	107.2	107.2	106.0	106.2	105.9	106.2	106.0	106.0	106.5
Other transportation equipment hardware, except motor vehicle hardware		3429-7	06/85	201.3	199.8	200.6	200.6	200.7	200.7	201.4	201.4	201.4	202.2	202.3	202.3	202.3
Other hardware, n.e.c.		3429-8	06/85	140.1	140.1	141.4	140.4	140.4	139.9	141.3	139.5	139.9	139.8	139.2	139.1	139.6
Secondary products and miscellaneous receipts		3429-SM														
Miscellaneous receipts		3429-M	07/85	152.6	151.6	151.6	152.2	152.8	152.8	152.8	152.8	152.8	152.8	152.8	152.8	152.8
Secondary products		3429-S	06/85	131.3	130.7	130.8	130.5	130.5	131.1	131.4	131.3	131.3	131.0	132.2	132.2	132.2

See footnotes at end of table.

Table 3. Producer price indexes for the net output of selected industries and their products, 2002¹—Continued

Industry and product	Industry code	Product code	Index base	Annual Average	January	February	March	April	May	June	July	August	September	October	November	December
Heating equipment, except electric and warm air; and plumbing fixtures	343		12/84	162.8	162.2	162.5	162.5	162.5	162.5	162.7	162.8	163.2	163.3	163.1	163.0	163.1
Metal sanitary ware	3431		12/80	165.3	164.7	166.1	165.4	165.4	165.4	164.9	165.0	165.6	165.7	165.7	164.8	165.3
Primary products		3431-P	12/80	171.0	170.4	171.9	171.1	171.1	171.1	170.6	170.7	171.3	171.4	171.4	170.5	171.0
Sinks, sink/laundry tray combinations, and laundry trays sold separately		3431-4	12/80	201.1	201.8	202.6	201.8	201.2	201.2	199.9	200.3	201.0	202.0	201.4	199.8	200.3
Kitchen sinks (cast iron, steel, and stainless steel)		3431-426	12/80	194.6	195.3	196.2	195.3	194.7	194.7	193.3	193.8	194.5	195.4	194.9	193.3	193.7
Bathtubs		3431-7	12/80	161.3	159.1	161.6	161.8	161.3	161.3	161.5	161.5	161.2	162.3	161.9	161.0	161.2
Miscellaneous metal sanitary ware		3431-9	12/86	155.5	155.6	155.6	154.1	155.3	155.3	155.3	155.6	155.9	153.6	156.2	156.4	156.6
All other metal sanitary ware		3431-998	12/95	116.8	116.9	116.9	115.8	116.7	116.7	116.7	116.9	117.1	115.4	117.4	117.5	117.7
Plumbing fixture fittings and trim	3432		06/83	186.6	185.5	185.9	186.2	186.2	186.2	186.6	186.6	187.3	187.3	187.1	187.2	187.2
Primary products		3432-P	06/83	194.0	193.0	193.2	193.5	193.5	193.5	194.0	194.0	194.6	194.6	194.5	194.5	194.5
Single lever controls, two or three handle bath or shower fittings, etc.		3432-2	06/83	186.6	187.3	186.0	186.4	186.6	186.6	186.6	186.6	186.6	186.6	186.6	186.6	186.6
Single lever controls		3432-211	06/98	97.3	99.5	96.9	96.9	97.0	97.0	97.2	97.2	97.2	97.2	97.2	97.2	97.2
Two and three handle bath and shower fittings		3432-213	06/98	108.4	106.6	108.0	108.7	108.7	108.7	108.5	108.5	108.5	108.5	108.5	108.5	108.5
Anti-scald bath and shower valves		3432-215	06/98	109.5	108.0	109.4	109.7	109.8	109.8	109.7	109.7	109.7	109.7	109.7	109.7	109.7
Lavatory and sink fittings (ex. single control), includ. drains and overflows		3432-3	06/98	103.7	103.0	103.5	103.5	103.6	103.6	103.9	103.9	103.9	103.9	103.9	103.9	103.9
Miscellaneous plumbing fixtures, fittings, and trim (brass goods)		3432-4	06/83	200.4	198.3	199.3	199.6	199.6	199.5	200.2	200.2	201.7	201.8	201.3	201.4	201.4
Secondary products and miscellaneous receipts		3432-SM														
Secondary products		3432-S	06/83	208.4	205.0	207.9	207.9	207.9	207.9	207.9	207.9	209.6	209.6	209.6	209.6	209.6
Nonelectric heating equipment	3433		06/80	196.3	196.1	195.8	195.8	195.8	195.8	196.4	196.6	196.7	197.0	196.4	196.4	196.6
Primary products		3433-P	06/80	187.9	187.5	187.6	187.6	187.6	187.7	187.8	188.0	188.2	188.5	187.9	187.9	188.1
Floor and wall furnaces, heaters, stokers, and related parts		3433-A	06/99	104.5	104.0	104.2	104.2	104.2	104.3	104.3	104.2	104.7	105.0	105.0	104.9	104.9
Other heating equipment, exc. electric, incl. parts for nonelectric heating		3433-B	06/99	101.4	101.3	101.4	101.4	101.4	101.4	101.4	101.7	101.7	101.8	101.1	101.1	101.0
Cast iron heating boilers, radiators, and convectors		3433-C	06/99	104.9	104.5	104.4	104.4	104.5	104.5	104.6	104.7	105.0	105.3	105.5	105.5	105.8
Domestic heating stoves		3433-4	06/80	149.4	149.2	149.1	149.0	149.1	149.1	149.4	149.5	149.5	149.6	149.6	149.6	149.8
Steel heating boilers		3433-5	06/80	164.3	164.2	164.2	164.2	164.2	164.2	164.2	164.2	164.2	164.2	164.2	164.2	165.3
Secondary products and miscellaneous receipts		3433-SM														
Miscellaneous receipts		3433-M	06/99	95.9	96.4	93.6	93.6	93.6	93.6	97.8	97.6	96.6	96.9	96.9	96.9	96.9
Resales		3433-Z89	06/99	90.8	94.4	90.6	90.6	90.6	90.6	91.4	91.2	89.8	90.2	90.2	90.2	90.2
Secondary products		3433-S	06/80	189.5	191.1	188.5	188.5	188.5	188.7	189.7	189.7	189.7	189.7	189.8	190.2	190.4
Fabricated structural metal products	344		12/84	138.2	137.7	137.5	137.5	137.8	137.9	138.2	138.7	138.8	138.9	138.6	138.3	138.4
Fabricated structural metal	3441		06/82	138.6	140.1	139.3	139.1	139.4	139.3	138.9	138.6	138.5	138.4	137.8	137.2	137.1
Primary products		3441-P	06/82	137.7	139.1	138.5	138.3	138.6	138.5	138.2	137.8	137.6	137.4	136.7	136.2	136.0
Fabricated structural metal for buildings		3441-1	06/82	136.9	138.9	138.0	137.8	138.0	137.8	137.2	136.9	136.4	135.9	135.6	135.2	134.8
Iron and steel for industrial buildings		3441-121	06/82	142.0	143.4	142.6	142.3	142.8	142.6	142.4	142.1	141.8	141.7	141.3	140.7	140.4
Iron and steel for commercial buildings		3441-122	06/82	118.2	121.0	119.6	119.6	119.6	119.6	118.4	118.2	117.5	116.6	116.4	116.1	115.7
Iron and steel for residential buildings		3441-123	06/87	116.0	116.3	115.3	116.1	116.1	116.1	116.1	116.1	116.0	116.0	116.0	115.8	115.9
Iron and steel for other buildings, and aluminum for all types of buildings		3441-173	12/00	98.1	99.2	98.9	98.9	98.9	98.6	98.5	98.0	97.7	97.6	97.1	97.0	96.6
Fabricated structural metal for bridges, trestles, and viaducts		3441-2	06/82	113.3	115.2	115.2	115.1	115.1	115.4	115.4	113.1	114.5	114.5	109.9	107.6	108.9
Other fabricated structural metal		3441-3	06/82	145.4	145.1	145.0	144.8	145.3	145.6	145.5	145.7	145.7	145.8	145.7	145.5	145.4
Secondary products and miscellaneous receipts		3441-SM														
Miscellaneous receipts		3441-M	06/87	126.7	129.6	127.4	126.9	126.9	126.9	126.1	126.0	125.9	126.9	126.8	125.4	125.5
Secondary products		3441-S	06/82	157.7	157.5	157.5	157.5	157.5	157.8	157.8	157.8	157.8	157.8	157.8	157.8	157.8

See footnotes at end of table.

Table 3. Producer price indexes for the net output of selected industries and their products, 2002¹—Continued

Industry and product	Industry code	Product code	Index base	Annual Average	January	February	March	April	May	June	July	August	September	October	November	December
Metal doors, sash and trim	3442		06/83	159.2	158.9	158.6	158.3	158.3	158.6	158.8	159.8	159.6	159.7	159.8	159.8	159.9
Primary products		3442-P	06/83	162.2	162.0	161.6	161.2	161.3	161.6	161.8	162.9	162.6	162.7	162.8	162.8	163.0
Metal doors and frames, except storm doors		3442-1	06/83	163.1	162.5	161.7	161.5	161.7	162.1	162.4	164.6	164.0	164.0	164.1	164.1	164.6
Aluminum doors (excluding shower doors and tub enclosures)		3442-11	06/83	169.1	169.2	169.2	168.9	168.9	168.9	168.9	169.0	169.1	169.1	169.2	169.2	169.3
Iron and steel doors (excluding shower doors and tub enclosures)		3442-12	06/83	154.4	153.2	152.6	152.5	152.7	153.3	153.8	156.3	155.6	155.7	155.7	155.7	155.9
Iron and steel industrial doors		3442-121	06/83	155.7	152.3	152.3	152.3	152.3	154.9	156.7	158.3	158.0	158.0	158.0	158.0	158.0
Iron and steel residential doors		3442-122	06/83	156.2	155.8	155.8	155.8	156.0	156.0	156.0	157.8	156.3	156.3	156.3	156.3	156.3
Iron and steel commercial and institutional doors		3442-123	06/83	158.2	157.1	154.1	153.8	154.0	154.3	154.8	160.0	161.6	161.9	161.9	161.9	162.8
Other metal doors, metal door frames, and shower doors and tub enclosures		3442-18	06/97	105.2	106.0	104.4	104.2	104.2	104.2	104.4	106.1	105.4	105.5	105.5	105.5	107.0
Metal window sash and frames, except storm sash		3442-2	06/83	158.5	158.4	158.2	158.2	158.3	158.5	158.5	158.6	158.6	158.6	158.6	158.6	158.5
Metal molding and trim and storefronts		3442-3	06/83	244.5	242.9	243.2	244.2	244.2	244.8	245.1	244.3	244.3	244.3	245.8	245.5	245.5
Metal combination screen, storm sash, and storm doors		3442-4	06/83	143.1	144.4	144.4	142.6	142.6	142.6	142.6	143.1	143.1	143.1	143.1	143.1	143.0
Metal windows and door screens, (except combination) and metal weatherstrip		3442-5	06/83	142.8	147.9	147.9	142.1	142.1	141.7	141.7	141.7	141.7	141.7	141.7	141.7	141.0
Secondary products and miscellaneous receipts		3442-SM														
Miscellaneous receipts		3442-M	07/83	130.5	130.3	130.3	130.4	130.3	130.5	130.6	130.7	130.7	130.7	130.7	130.7	130.6
Secondary products		3442-S	06/83	150.4	149.6	149.6	149.6	149.6	149.6	149.6	150.8	151.2	151.2	151.2	151.3	151.3
Fabricated plate work (boiler shops)	3443		03/80	171.4	170.2	170.1	170.1	170.3	171.0	171.5	172.2	172.3	172.4	172.4	172.3	172.0
Primary products		3443-P	03/80	174.9	173.6	173.5	173.4	173.7	174.5	175.0	175.8	176.0	176.1	176.1	176.0	175.7
Heat exchangers and steam condensers, except for nuclear applications		3443-1	03/80	213.6	211.1	211.4	211.4	211.6	211.6	211.6	214.6	215.8	215.9	216.1	216.2	216.1
Heat exchangers, closed types, industrial		3443-112	12/94	116.4	115.1	115.3	115.3	115.4	115.4	115.4	117.2	117.2	117.4	117.6	117.6	117.6
Bare tube		3443-11211	03/80	216.1	214.7	215.3	215.3	215.7	215.6	215.6	216.0	216.4	216.6	217.1	217.5	217.3
Fin tube		3443-11215	03/80	204.8	201.6	201.7	201.7	201.7	201.7	201.7	207.6	207.9	207.9	207.8	207.8	207.8
Fabricated steel plate (stacks and weldments)		3443-2	03/80	151.5	151.2	151.2	151.2	151.3	151.9	152.1	152.1	151.9	152.0	151.5	150.8	150.7
Steel power boilers, parts, and attachments (more than 15 p.s.i. steam working pressure)		3443-3	03/80	154.1	153.9	153.0	153.0	153.6	153.6	153.6	154.3	155.7	155.9	154.4	154.4	154.4
Gas cylinders		3443-4	03/80	140.9	139.5	139.8	139.0	140.0	140.0	143.6	145.6	144.9	142.1	138.3	139.1	139.1
Metal tanks, complete at factory (standard line pressure)		3443-5	03/80	138.5	135.7	135.7	135.7	136.1	136.1	138.6	140.4	140.0	139.6	141.4	141.4	141.4
Metal tanks, complete at factory (standard line nonpressure)		3443-7	03/80	160.5	159.4	157.8	156.7	156.6	161.7	161.4	158.3	159.1	163.7	165.3	165.3	160.4
Metal tanks and vessels, custom fabricated at the factory		3443-8	03/80	167.0	165.2	165.3	165.3	165.6	167.0	167.0	167.4	167.4	167.6	168.9	168.9	168.9
Metal tanks and vessels, custom fabricated and field erected		3443-9	03/80	163.1	162.3	162.3	162.3	162.3	163.5	163.6	163.4	163.4	163.4	163.4	163.6	163.5
Secondary products and miscellaneous receipts		3443-SM														
Miscellaneous receipts		3443-M	12/86	131.8	131.8	131.8	131.8	131.8	131.8	131.8	131.8	131.8	131.8	131.8	131.8	131.8
Secondary products		3443-S	03/80	151.2	150.9	150.9	150.9	150.9	151.6	151.6	151.6	151.2	151.2	151.6	150.7	150.7
Sheet metal work	3444		12/82	142.9	141.2	141.3	141.6	141.9	142.3	143.0	144.1	143.7	144.2	143.9	143.6	143.8
Primary products		3444-P	12/82	143.5	141.6	141.8	142.1	142.4	142.8	143.6	144.8	144.4	144.9	144.6	144.3	144.4
Air-conditioning ducts and stove pipe		3444-1	06/96	104.6	102.2	102.2	102.5	102.8	102.8	102.8	106.2	107.1	106.7	106.7	106.7	106.7
Steel air-conditioning ducts, including dust collecting ducts		3444-121	12/82	146.3	142.9	142.9	143.6	143.6	143.6	143.6	149.0	149.5	149.3	149.3	149.3	149.3
Steel stove pipe, furnace smoke pipe, elbows		3444-127	12/82	144.7	141.6	141.6	141.6	142.8	142.8	142.8	144.9	147.9	147.5	147.5	147.5	147.5
Culverts, flumes, and irrigation pipes		3444-2	08/96	(²)	(²)	(²)	(²)	(²)	(²)	(²)	(²)	(²)	(²)	(²)	(²)	(²)
Steel		3444-213	08/96	(²)	(²)	(²)	(²)	(²)	(²)	(²)	(²)	(²)	(²)	(²)	(²)	(²)
Bins and vats		3444-3	06/96	109.5	109.9	109.9	109.9	109.9	109.9	109.9	115.9	108.5	108.5	108.5	106.4	106.4
Metal roofing and roof drainage equipment		3444-4	12/82	128.8	127.5	127.4	127.4	125.0	128.6	129.3	130.1	130.2	130.5	130.4	129.7	129.1
Metal roofing, steel, all types		3444-411	12/82	114.1	112.9	112.9	112.9	109.2	113.5	114.5	115.5	115.6	116.1	115.9	115.3	114.5

See footnotes at end of table.

Table 3. Producer price indexes for the net output of selected industries and their products, 2002¹—Continued

Industry and product	Industry code	Product code	Index base	Annual Average	January	February	March	April	May	June	July	August	September	October	November	December
Sheet metal work—Continued																
Metal roofing, aluminum and other metals, all types		3444-417	06/96	100.6	100.6	100.6	100.6	100.6	100.6	100.6	100.6	100.6	100.6	100.6	100.6	100.6
Roof drainage equipment including eave troughs, aluminum		3444-429	12/82	(²)	127.4	127.4	128.9	129.5	130.7	130.7	130.7	130.7	(²)	(²)	(²)	(²)
Metal flooring and siding		3444-5	12/82	136.9	136.3	135.2	135.2	134.6	134.7	136.7	137.2	137.7	138.2	138.2	138.3	140.3
Metal siding, steel		3444-516	12/82	147.6	145.7	144.9	144.8	143.2	143.6	147.7	149.0	150.8	150.3	150.3	150.0	151.3
Metal siding, aluminum, for residential use, including mobile homes		3444-517	12/82	147.8	148.5	146.5	146.7	146.8	146.8	146.8	147.2	146.5	148.2	148.2	148.9	152.0
Metal awnings, canopies, cornices, and soffits		3444-7	06/96	109.3	109.2	108.7	108.9	108.8	109.2	109.6	109.6	109.6	109.6	109.6	109.6	109.6
Awnings, canopies, carports, patios, aluminum		3444-725	12/82	226.0	226.0	226.0	226.0	226.0	226.0	226.0	226.0	226.0	226.0	226.0	226.0	226.0
Soffits, fascia, and shutters, steel and aluminum		3444-741	12/82	110.5	110.3	109.2	109.5	109.3	110.2	111.1	111.1	111.1	111.1	111.1	111.1	111.1
Electronic enclosures		3444-8	06/96	99.5	99.5	99.6	99.6	99.6	97.8	98.6	99.0	99.0	100.9	100.2	99.7	100.2
Computer and peripheral equipment, steel		3444-811	06/96	96.2	94.2	94.3	94.3	94.3	94.4	95.2	95.2	95.2	99.8	99.8	98.9	98.9
Computer and peripheral equipment, aluminum		3444-813	06/96	95.3	102.0	102.0	102.0	102.0	92.0	92.0	92.0	92.0	92.0	92.0	92.0	92.0
Other electronic enclosures (excluding computer), steel and aluminum		3444-819	06/96	104.9	103.9	104.1	104.1	104.1	104.1	105.3	106.3	106.3	106.3	104.5	104.3	105.4
Other sheet metal work		3444-9	06/96	104.3	101.6	102.1	102.6	103.9	105.2	105.6	106.0	105.3	104.9	104.8	104.8	104.5
Roof ventilators		3444-931	12/82	199.3	194.2	194.2	194.2	200.9	200.9	200.9	200.9	200.9	200.9	200.9	201.2	201.2
Louvers and dampers for heating, ventilation, and a-c, steel and aluminum		3444-941	06/96	104.7	103.2	103.2	103.2	105.2	105.2	105.2	105.2	105.2	105.2	105.2	105.2	105.2
Other sheet metal work, steel		3444-962	06/96	103.4	99.0	100.1	100.9	102.6	105.3	106.1	106.3	105.0	104.2	104.0	103.9	103.4
Other sheet metal work, aluminum		3444-965	06/96	108.3	108.1	107.9	108.1	107.9	107.1	107.2	109.1	108.8	108.8	108.8	108.8	108.9
Other sheet metal work, metals other than steel or aluminum		3444-998	06/96	100.8	100.4	100.4	100.4	100.4	100.4	100.4	100.4	101.3	101.3	101.3	101.3	101.3
Secondary products and miscellaneous receipts		3444-SM														
Secondary products		3444-S	12/82	134.2	134.1	133.9	133.9	133.9	134.1	134.1	134.4	134.4	134.4	134.4	134.4	134.4
Architectural and ornamental metal work	3446		12/83	147.7	144.9	145.3	145.5	145.9	146.9	147.3	148.5	149.0	148.9	150.2	150.2	150.2
Primary products		3446-P	12/83	150.2	147.4	147.7	147.9	148.5	149.7	149.9	150.7	151.4	151.3	152.8	152.8	152.8
Grilles, registers, and air diffusers		3446-A	12/97	104.9	103.3	103.3	103.3	103.9	104.0	104.0	106.3	106.3	106.3	105.9	105.9	105.9
Stairs, railings, fences, and gates (other than wire)		3446-2	12/97	109.6	108.8	108.8	109.2	109.2	109.3	109.5	109.8	110.0	110.0	110.0	110.0	110.0
Stairs, staircases, and fire escapes		3446-213	12/83	135.6	135.1	135.1	135.4	135.4	135.7	135.7	135.7	135.8	135.8	135.8	135.8	135.8
Fences, gates, railings, and window guards		3446-214	12/97	108.4	107.2	107.8	107.8	107.9	108.1	108.8	109.3	109.2	109.2	109.2	109.2	109.2
Open flooring, grating, and studs		3446-3	12/97	100.8	97.7	98.6	98.7	101.2	101.5	102.0	103.3	103.4	103.1	100.2	100.2	100.2
Scaffolding, shoring, and forming for concrete work		3446-4	12/83	150.2	140.3	140.3	140.3	140.3	148.8	148.8	148.8	148.8	148.8	165.7	165.7	165.7
Other architectural and ornamental metal work		3446-5	12/97	104.8	103.8	104.3	104.3	104.3	104.3	104.3	104.3	105.5	105.5	105.5	105.5	105.5
Iron and steel		3446-511	12/97	105.0	103.7	104.3	104.4	104.4	104.4	104.4	104.4	106.0	106.0	106.0	105.9	105.9
Aluminum and metals other than iron and steel		3446-512	12/88	123.6	123.5	123.5	123.5	123.5	123.5	123.6	123.6	123.6	123.6	123.6	123.6	123.7
Secondary products and miscellaneous receipts		3446-SM														
Miscellaneous receipts		3446-M	12/84	95.3	94.9	95.2	95.3	95.3	95.3	95.3	95.3	95.4	95.4	95.4	95.4	95.4
Contract work and other miscellaneous receipts		3446-XY9	12/97	102.4	102.0	102.1	102.2	102.3	102.4	102.4	102.4	102.5	102.6	102.6	102.7	102.8
Resales		3446-Z89	12/88	96.2	95.8	96.3	96.3	96.3	96.3	96.3	96.3	96.3	96.3	96.3	96.3	96.3
Secondary products		3446-S	12/83	148.3	144.2	144.7	144.8	143.4	143.4	147.1	152.0	152.0	152.0	152.0	152.0	152.1
Prefabricated metal buildings	3448		12/81	148.1	144.9	144.9	145.3	147.1	147.3	147.7	148.5	149.7	150.4	150.6	150.5	150.5
Primary products		3448-P	12/81	146.9	143.8	143.8	143.9	145.7	145.9	146.4	147.3	148.5	149.3	149.5	149.4	149.4
Prefabricated metal building systems (excluding farm service bldgs. & residential buildings)		3448-1	12/81	144.0	140.6	140.5	140.6	142.3	142.6	143.2	144.0	145.8	146.8	147.0	147.0	147.0
Other prefabricated and portable metal buildings and parts		3448-2	12/81	151.8	149.5	149.5	149.6	151.9	152.1	152.1	153.1	152.6	152.6	152.7	152.7	152.7
Other prefabricated metal buildings		3448-224	12/97	104.8	104.4	104.4	104.5	104.8	104.8	104.8	105.0	104.8	104.8	104.8	104.8	104.8
Panels, parts, or sections for prefab bldgs., not sold as a complete unit, steel & aluminum		3448-254	12/81	137.0	130.9	130.9	131.0	137.2	137.7	137.7	140.6	139.5	139.6	139.8	139.7	139.7
Secondary products and miscellaneous receipts		3448-SM														
Miscellaneous receipts		3448-M	12/81	133.1	127.9	127.9	132.8	134.1	134.1	134.1	134.3	134.3	134.3	134.5	134.5	134.5
Secondary products		3448-S	12/81	179.0	178.4	178.2	178.5	178.7	178.7	178.7	178.7	178.7	180.0	180.0	179.5	179.5

See footnotes at end of table.

Table 3. Producer price indexes for the net output of selected industries and their products, 2002¹—Continued

Industry and product	Industry code	Product code	Index base	Annual Average	January	February	March	April	May	June	July	August	September	October	November	December
Miscellaneous structural metal work	3449		12/84	112.7	111.5	110.7	110.7	111.8	112.3	113.0	113.2	114.2	114.5	114.0	113.3	112.8
Primary products		3449-P	12/84	113.1	111.6	111.0	111.1	112.1	112.7	113.6	113.7	114.6	115.0	114.6	113.9	113.3
Bar joists and fabricated concrete reinforcing bars		3449-4	12/84	109.7	112.4	110.9	110.0	110.7	109.8	109.9	109.4	110.3	109.7	108.5	108.1	107.3
Custom roll form products		3449-8	06/90	114.3	111.6	111.6	111.8	113.8	113.6	114.6	114.7	115.5	116.6	116.8	115.8	115.5
Secondary products and miscellaneous receipts		3449-SM														
Miscellaneous receipts		3449-M	12/84	100.8	102.5	99.1	98.1	100.7	100.6	99.2	101.2	102.7	102.6	101.1	101.0	100.8
Secondary products		3449-S	12/84	112.6	114.6	114.6	114.1	114.1	112.4	112.4	112.4	112.7	112.3	110.8	109.8	111.1
Screw machine products, and bolts, nuts, screws, rivets, and washers	345		12/84	123.4	123.3	123.3	123.2	123.6	123.6	123.8	123.6	123.6	123.4	123.1	123.1	123.1
Screw machine products	3451		12/83	130.1	129.9	129.8	129.8	130.6	130.6	130.7	130.5	130.4	130.0	129.7	129.7	129.7
Primary products		3451-P	12/83	131.7	131.9	131.8	131.8	131.8	131.9	131.9	131.9	131.8	131.6	131.2	131.2	131.2
Automotive screw machine products		3451-1	12/83	126.4	126.6	126.9	126.9	126.9	126.9	126.9	126.9	126.7	126.7	125.3	125.3	125.3
Other screw machine products		3451-2	12/83	134.4	134.7	134.4	134.4	134.4	134.5	134.5	134.6	134.5	134.3	134.3	134.3	134.2
Aircraft		3451-222	12/83	143.5	143.6	143.6	143.6	143.6	143.6	143.6	143.6	143.6	143.6	143.6	143.6	142.2
Household appliances, including radio and television ..		3451-242	12/83	156.5	156.5	156.5	156.5	156.5	156.5	156.5	156.5	156.5	156.5	156.5	156.5	156.5
Electric and electronic equipment, except household appliances		3451-252	12/88	119.3	119.2	119.2	119.2	119.2	120.2	120.2	120.2	120.2	118.4	118.4	118.6	118.7
Machinery		3451-262	12/83	112.0	112.1	112.1	112.1	112.1	111.9	111.9	111.9	111.9	111.9	111.9	111.9	111.9
All other end uses, including ordnance		3451-298	12/83	129.5	129.9	129.4	129.4	129.5	129.5	129.5	129.5	129.4	129.4	129.4	129.4	129.4
Secondary products and miscellaneous receipts		3451-SM														
Miscellaneous receipts		3451-M	12/88	84.2	78.2	78.2	78.2	89.7	89.7	89.7	86.5	86.5	83.4	83.4	83.4	83.4
Secondary products		3451-S	12/83	139.0	138.8	138.8	138.8	139.1	139.1	139.2	139.2	139.1	139.1	139.1	139.1	139.1
Bolts, nuts, screws, rivets, and washers	3452		06/82	127.4	127.3	127.5	127.3	127.2	127.3	127.7	127.5	127.5	127.4	127.3	127.2	127.2
Primary products		3452-P	06/82	127.6	127.5	127.6	127.6	127.5	127.5	128.0	127.8	127.7	127.7	127.5	127.5	127.4
Externally threaded metal fasteners, except aircraft		3452-4	06/82	114.5	114.7	114.6	114.7	114.7	114.7	114.8	114.5	114.5	114.5	114.4	114.3	114.3
Hex bolts, including heavy, tap-and-joint, excluding high strength structural		3452-412	06/82	100.5	100.4	100.4	100.4	101.0	101.0	101.5	100.5	100.5	100.3	100.0	99.9	99.9
other metal bolts, incl. square, round, plow, high-strength structural & bent		3452-419	12/99	100.3	100.3	100.3	100.3	100.3	100.3	100.3	100.3	100.3	100.3	100.3	100.3	100.3
Cap, set, machine, lag, flange, and self-locking screws		3452-439	12/87	134.5	134.3	134.3	134.3	134.2	134.7	134.6	134.6	134.6	134.6	134.6	134.6	134.3
tapping screws incl flat, hex, oval & pan; wood screws incl flat, oval & round		3452-445	06/82	119.5	119.5	119.5	119.5	119.5	119.5	119.5	119.5	119.5	119.5	119.5	119.5	119.5
Other externally threaded metal fasteners, including studs		3452-489	12/99	98.9	99.7	99.3	99.5	99.6	98.9	98.9	98.6	98.6	98.6	98.6	98.4	98.4
Internally threaded fasteners, exc aircraft		3452-5	06/82	99.6	100.7	100.7	100.4	99.7	99.6	99.6	99.5	99.4	99.4	98.8	98.8	98.9
Nonthreaded fasteners, exc. aircraft		3452-6	06/82	123.5	123.3	123.3	123.2	123.2	123.2	123.7	123.7	123.7	123.6	123.6	123.6	123.6
Aircraft/aerospace fasteners		3452-7	06/82	188.4	187.8	187.8	187.8	187.7	187.7	189.1	188.9	188.9	188.9	188.9	188.9	188.9
other formed fasteners incl auto, hshd, aircraft, & ordnance (not plastic)		3452-8	06/82	136.8	134.7	136.4	136.4	136.4	136.4	137.9	137.9	137.9	137.4	136.8	136.8	136.8
Secondary products and miscellaneous receipts		3452-SM														
Miscellaneous receipts		3452-M	06/82	136.8	136.8	136.8	136.8	136.8	136.8	136.8	136.8	136.8	136.8	136.8	136.8	136.8
Secondary products		3452-S	06/82	111.3	112.2	112.6	110.2	110.2	112.0	112.0	110.8	110.8	110.8	111.2	111.4	111.4
Metal forgings and stampings	346		12/84	113.7	112.8	112.8	112.6	113.1	113.1	113.7	113.9	114.0	114.1	113.9	115.2	115.3
Iron and steel forgings	3462		12/83	112.9	113.4	113.6	113.7	113.4	113.3	113.0	112.6	112.6	112.6	112.5	112.2	112.2
Primary products		3462-P	12/83	114.3	115.1	115.1	115.2	114.9	114.7	114.3	113.8	114.0	114.0	113.9	113.5	113.6
Hot impression die impact, press and upset ferrous forgings		3462-5	12/83	118.0	118.0	118.0	118.0	118.0	117.9	117.9	117.9	118.1	118.1	117.9	117.9	117.9
Carbon steel		3462-511	12/83	126.7	127.0	126.5	126.4	126.5	126.5	126.5	126.5	126.9	126.9	126.9	126.9	126.9
Alloy steel, except stainless and high-temperature		3462-513	12/83	107.7	108.0	108.0	107.9	107.9	107.9	107.8	107.8	107.8	107.8	107.1	107.1	107.1
Stainless steel		3462-515	12/83	118.9	119.9	119.9	119.9	119.9	118.3	118.3	118.3	118.4	118.4	118.4	118.4	118.3

See footnotes at end of table.

Table 3. Producer price indexes for the net output of selected industries and their products, 2002¹—Continued

Industry and product	Industry code	Product code	Index base	Annual Average	January	February	March	April	May	June	July	August	September	October	November	December
Iron and steel forgings—Continued																
High-temperature iron, nickel and cobalt-base alloys ...		3462-517	06/98	94.7	93.4	94.7	94.7	94.7	94.8	94.8	94.8	94.8	94.8	94.8	94.8	94.8
Seamless rolled-ring ferrous forgings		3462-7	12/83	109.6	110.9	110.9	111.8	111.8	111.8	111.8	109.1	109.1	109.1	109.1	104.7	105.6
Open die or smith (hammer or press) ferrous forgings ...		3462-8	12/83	101.9	104.8	104.8	105.3	105.3	101.5	101.5	99.6	99.6	99.6	100.2	100.2	100.2
Secondary products and miscellaneous receipts		3462-SM														
Secondary products		3462-S	12/83	94.4	92.6	95.1	95.1	95.1	95.1	95.1	95.1	93.9	94.0	94.0	94.0	94.0
Nonferrous forgings																
Primary products	3463	3463-P	12/83	148.1	148.7	148.7	149.0	148.7	148.9	148.9	148.0	147.1	147.4	147.4	147.4	146.6
Hot impression die impact, press and upset nonferrous forgings		3463-5	12/83	158.0	158.3	158.3	158.8	158.3	158.6	158.6	158.6	157.1	157.7	157.6	157.6	156.5
Aluminum and aluminum alloy		3463-521	12/83	189.4	189.0	189.0	189.6	189.0	189.5	189.5	189.5	189.5	189.5	189.5	189.5	189.5
Titanium and titanium alloy		3463-523	12/83	119.9	119.5	119.5	120.2	119.8	119.8	119.7	119.7	120.4	120.2	120.2	120.2	120.2
Other nonferrous hot impression die forgings		3463-527	06/98	91.5	93.2	(¹)	(¹)	93.2	93.2	93.2	93.2	88.8	89.9	89.9	89.9	86.5
Secondary products and miscellaneous receipts		3463-SM														
Secondary products		3463-S	12/83	109.3	109.4	109.4	109.4	109.4	109.2	109.2	109.2	109.4	109.2	109.2	109.2	109.2
Automotive stampings																
Primary products	3465	3465-P	12/82	110.3	109.1	109.0	108.9	109.6	109.3	110.2	110.4	110.6	110.7	110.1	112.6	112.9
Original equipment automotive stampings		3465-1	12/82	109.4	108.9	108.6	108.6	109.2	109.0	109.0	109.2	109.4	109.5	108.7	111.2	111.6
Body panels		3465-101	12/82	107.1	107.0	106.7	106.7	106.7	106.4	106.5	106.7	106.9	106.9	106.1	108.9	109.3
Chassis parts and other original equipment automotive stampings		3465-102	12/82	102.2	102.3	101.9	101.9	101.9	101.6	101.5	101.5	101.5	101.7	100.6	104.5	105.0
Replacement part automotive stampings		3465-3	12/82	115.8	115.2	115.2	115.1	115.0	115.0	115.4	116.3	116.6	116.6	116.3	116.2	116.2
Secondary products and miscellaneous receipts		3465-SM														
Secondary products		3465-S	12/82	131.4	126.1	126.1	126.1	133.3	133.3	133.3	133.1	133.1	133.1	133.1	133.1	133.2
Metal crowns and closures																
Primary products	3466	3466-P	12/83	142.8	142.7	142.8	142.8	142.8	142.8	142.8	143.6	142.6	142.6	142.6	142.7	142.7
Metal commercial closures		3466-1	12/83	142.1	142.1	142.2	142.2	142.2	142.2	142.2	142.8	141.8	141.8	141.8	141.8	141.8
Secondary products and miscellaneous receipts		3466-SM														
Metal stampings, n.e.c.																
Primary products	3469	3469-P	06/84	130.6	130.5	130.3	130.0	129.9	130.1	130.3	130.8	130.8	130.9	131.3	131.2	131.1
Job stampings, except automotive		3469-2	06/84	130.0	129.8	129.7	129.3	129.2	129.4	129.7	130.1	130.2	130.3	130.8	130.7	130.6
Stamped and spun utensils, cooking and kitchen, aluminum		3469-4	06/84	124.5	124.3	124.2	123.7	123.5	123.8	124.3	124.5	124.5	124.8	125.6	125.6	125.6
Stamped and spun utensils, cooking and kitchen, except aluminum		3469-5	06/84	152.5	152.5	152.5	152.5	152.5	152.5	152.5	152.5	152.5	152.5	152.5	152.5	152.5
Other stamped and pressed metal end products		3469-9	06/84	154.2	154.7	154.7	154.7	154.7	154.7	154.7	153.6	153.6	153.6	153.6	153.6	153.6
Secondary products and miscellaneous receipts		3469-SM														
Miscellaneous receipts		3469-M	12/87	129.1	129.6	129.3	129.1	129.1	129.1	129.1	129.2	129.2	129.2	129.0	128.7	128.2
Secondary products		3469-S	06/84	109.9	110.0	110.0	110.0	110.0	110.0	110.0	109.7	109.7	109.7	109.7	109.7	109.7
Coating, engraving, and allied services																
Primary products	347		12/84	136.7	136.4	136.4	136.3	136.4	136.6	136.7	136.8	137.0	137.1	137.1	137.0	137.0
Metal plating and polishing																
Primary products	3471	3471-P	12/84	151.0	149.9	149.9	150.2	150.4	150.5	150.5	150.8	151.7	151.8	151.9	151.8	151.9
Metal plating and polishing		3471-1	12/84	152.2	151.1	151.1	151.4	151.6	151.7	151.7	152.1	152.9	153.1	153.2	153.1	153.2
Secondary products and miscellaneous receipts		3471-SM														
Miscellaneous receipts		3471-M	12/89	152.2	151.1	151.1	151.4	151.6	151.7	151.7	152.1	152.9	153.1	153.2	153.1	153.2
Contract work and other miscellaneous receipts		3471-XY9	06/97	121.6	121.3	121.3	121.3	121.3	121.3	121.3	121.3	122.3	122.3	122.3	122.3	122.3
Secondary products		3471-S	12/84	105.0	104.7	104.7	104.7	104.7	104.7	104.7	104.7	105.6	105.6	105.6	105.6	105.6
Metal coating and allied services																
Primary products	3479	3479-P	12/84	139.5	139.7	139.7	139.6	139.8	139.8	139.6	139.7	139.6	139.4	139.1	139.0	139.0
Metal coating and allied services																
Primary products	3479	3479-P	12/84	122.7	122.8	122.8	122.5	122.5	122.8	122.9	122.9	122.7	122.7	122.7	122.6	122.6
Metal coating and allied services																
Primary products	3479	3479-P	12/84	123.4	123.4	123.4	123.1	123.1	123.5	123.6	123.6	123.5	123.5	123.5	123.4	123.3

See footnotes at end of table.

Table 3. Producer price indexes for the net output of selected industries and their products, 2002¹—Continued

Industry and product	Industry code	Product code	Index base	Annual Average	January	February	March	April	May	June	July	August	September	October	November	December
Metal coating and allied services—Continued																
Etching, engraving, coating and allied services		3479-1	12/84	123.4	123.4	123.4	123.1	123.1	123.5	123.6	123.6	123.5	123.5	123.5	123.4	123.3
Etching and engraving, incl. etching and engraving nameplates		3479-11	06/97	100.8	103.9	103.9	100.4	100.4	100.4	100.1	100.1	100.1	100.1	100.1	100.1	100.1
Metal coating		3479-12	06/97	103.3	103.1	103.1	103.1	103.1	103.4	103.5	103.5	103.4	103.4	103.4	103.3	103.2
Galvanizing and other hot dip coatings		3479-121	12/84	117.7	117.6	117.6	117.6	117.6	117.6	118.1	118.1	117.6	117.6	117.6	117.6	117.6
Organic coatings, enamels and lacquers, incl. alkyds, plastics, etc.		3479-122	12/84	121.2	120.8	120.8	120.8	120.8	121.4	121.4	121.4	121.4	121.4	121.4	121.3	121.1
Liquid spray coating, incl. electrostatic coating		3479-12212	12/84	130.5	129.8	129.8	129.8	129.8	130.8	130.8	130.8	130.8	130.8	130.8	130.8	130.8
Powder coating, incl. electrostatic and fluidized bed		3479-12213	06/97	101.7	100.9	100.9	100.9	100.9	102.0	102.0	102.0	102.0	102.0	102.0	102.0	102.0
All other organic coatings, incl. curtain coating and wash coating		3479-12214	12/84	121.2	121.2	121.2	121.2	121.2	121.3	121.3	121.3	121.3	121.3	121.3	121.1	120.7
Inorganic coatings, incl. porcelain coatings		3479-123	06/97	101.3	101.3	101.3	101.3	101.3	101.3	101.3	101.3	101.3	101.3	101.3	101.3	101.3
Secondary products and miscellaneous receipts		3479-SM														
Miscellaneous receipts		3479-M	12/89	113.0	113.1	113.1	113.0	113.0	113.0	113.0	113.0	113.0	113.0	113.0	113.0	113.0
Secondary products		3479-S	12/84	120.8	121.4	121.4	121.4	121.4	121.3	121.3	121.3	119.9	120.1	119.6	119.6	120.6
Ordnance and accessories, except vehicles and guided missiles	348		06/85	140.9	140.0	140.8	140.7	140.7	140.7	140.9	141.0	141.0	141.0	141.1	141.3	141.3
Small arms ammunition, 30mm and under	3482		06/85	116.0	117.1	116.4	115.9	115.9	115.9	115.9	115.9	115.9	115.9	115.9	115.9	115.8
Primary products		3482-P	06/85	128.7	130.1	129.1	128.5	128.5	128.5	128.5	128.5	128.5	128.5	128.5	128.5	128.3
Cartridges for small firearms (rifle and sidearms)		3482-111	06/85	112.3	114.3	112.1	112.1	112.1	112.1	112.1	112.1	112.1	112.1	112.1	112.1	112.1
Ammunition components		3482-411	06/02	(²)	(²)	(²)	(²)	(²)	(²)	100.0	100.0	100.0	100.0	100.0	100.0	
All other small arms ammunition products		3482-511	06/02	(²)	(²)	(²)	(²)	(²)	(²)	100.0	100.0	100.0	100.0	100.0	100.0	
Secondary products and miscellaneous receipts		3482-SM														
Secondary products		3482-S	05/95	(²)	(²)	(²)	(²)	(²)	(²)	(²)	78.4	78.4	78.2	78.2	78.2	
Ammunition, except for small arms	3483		12/85	131.1	130.3	130.3	130.4	130.4	131.0	131.7	131.7	131.7	131.7	131.7	131.6	131.5
Primary products		3483-P	12/85	126.5	125.5	125.5	125.5	125.5	126.3	127.2	127.2	127.2	127.2	127.2	127.0	126.9
Artillery ammunition and component parts, over 30mm (or 1.18 inches)		3483-1	12/85	135.6	134.5	134.5	134.5	134.5	134.5	136.4	136.4	136.4	136.4	136.4	136.4	136.4
Ammunition, except for small arms, n.e.c.		3483-3	12/85	113.8	113.0	113.0	113.0	114.4	114.4	114.4	114.4	114.4	114.4	114.4	114.1	113.9
Bombs		3483-311	12/85	90.5	89.1	89.1	89.1	89.1	91.4	91.4	91.4	91.4	91.4	91.4	91.0	90.7
Secondary products and miscellaneous receipts		3483-SM														
Secondary products		3483-S	12/85	139.0	138.8	138.8	138.8	138.8	138.8	139.1	139.1	139.1	139.1	139.1	139.1	139.1
Small arms, 30 mm and under	3484		06/85	169.1	168.6	168.7	168.7	168.7	168.7	168.7	169.1	169.2	169.2	169.2	170.1	170.3
Primary products		3484-P	06/85	166.2	165.7	165.7	165.8	165.8	165.8	165.8	166.2	166.3	166.3	166.3	167.3	167.5
Pistols and revolvers		3484-2	06/85	160.6	160.6	160.4	160.4	160.6	160.6	160.6	160.6	160.6	160.6	160.6	160.7	160.7
Centerfire pistols and revolvers		3484-201	06/85	160.1	160.1	159.9	159.9	160.1	160.1	160.1	160.1	160.1	160.1	160.1	160.1	160.1
Rifles		3484-3	06/85	177.3	176.5	176.5	176.5	176.5	176.5	176.5	176.5	176.5	176.5	176.5	180.5	181.2
Centerfire rifles		3484-301	06/85	173.0	172.3	172.3	172.3	172.3	172.3	172.3	172.3	172.3	172.3	172.3	176.4	177.2
Bolt repeater centerfire rifles		3484-30122	08/85	167.4	167.0	167.0	167.0	167.0	167.0	167.0	167.0	167.0	167.0	167.0	168.0	170.3
Shotguns		3484-4	06/85	165.1	165.0	165.0	165.0	165.0	165.0	165.0	165.0	165.0	165.0	165.1	165.4	166.0
Repeating shotguns		3484-401	06/85	167.1	167.0	167.0	167.0	167.0	167.0	167.0	167.0	167.0	167.1	167.1	167.1	167.7
Other small arms		3484-5	06/85	138.0	137.5	137.5	138.1	138.1	138.1	138.1	138.1	138.1	138.1	138.1	138.1	138.1
Parts and attachments for small arms		3484-6	06/85	154.4	152.6	154.6	154.6	154.6	154.6	154.6	154.6	154.6	154.6	154.6	154.6	154.6
Small arms shipped to U.S. military		3484-7	06/92	110.1	109.5	109.5	109.5	109.5	109.5	109.5	110.5	110.8	110.8	110.8	110.8	110.8
Parts and attachments shipped to U.S. military		3484-704	06/92	(²)	(²)	(²)	(²)	(²)	(²)	(²)	(²)	(²)	(²)	(²)	99.2	99.2
Secondary products and miscellaneous receipts		3484-SM														
Secondary products		3484-S	06/85	133.9	133.9	133.9	133.9	133.9	133.9	133.9	133.9	133.9	133.9	133.9	133.9	133.9
Ordnance and accessories n.e.c.	3489		12/85	134.9	132.7	135.3	135.3	135.3	134.8	134.8	134.8	134.9	134.9	135.2	135.2	135.2
Primary products		3489-P	12/85	154.8	150.3	156.0	156.0	156.0	154.8	154.8	154.8	154.8	154.8	154.9	154.9	154.9
Secondary products and miscellaneous receipts		3489-SM														

See footnotes at end of table.

Table 3. Producer price indexes for the net output of selected industries and their products, 2002¹—Continued

Industry and product	Industry code	Product code	Index base	Annual Average	January	February	March	April	May	June	July	August	September	October	November	December
Ordnance and accessories n.e.c.—Continued																
Secondary products		3489-S	12/85	144.3	144.1	144.1	144.1	144.1	144.1	144.1	144.1	144.4	144.4	144.9	144.9	144.9
Miscellaneous fabricated metal products	349		12/84	144.4	144.2	144.2	144.2	144.2	144.3	144.1	144.4	144.5	144.4	144.7	144.8	144.7
Industrial valves	3491		06/91	128.0	127.3	127.3	127.8	127.5	127.7	127.7	127.9	128.1	128.0	128.7	128.7	128.8
Primary products		3491-P	06/91	129.7	128.7	129.0	129.3	129.5	129.5	129.4	129.8	129.9	129.8	130.4	130.4	130.5
Gates, globes, angles, straightway (y-type) checks, stop and check, cross, etc.		3491-1	06/91	148.4	146.9	146.9	148.2	148.2	148.2	148.1	148.7	148.9	148.8	149.1	149.1	149.1
Valves for water works and municipal equipment (ibbw, awwa, and ul)		3491-2	06/91	137.1	134.7	134.7	137.5	137.5	137.5	137.5	137.5	137.5	137.6	137.6	137.6	137.6
Ball valves (all metals, pressures, and types)		3491-3	06/91	122.1	121.9	122.2	121.8	122.0	122.3	122.0	121.8	122.0	122.0	122.4	122.4	122.4
Butterfly valves (all metals, pressures, and types)		3491-4	06/91	116.8	116.5	116.5	116.5	116.5	116.5	116.5	117.0	117.0	117.0	117.3	117.3	117.3
Plug valves (all metals, pressures, and types)		3491-5	12/82	137.5	136.1	136.4	136.4	136.4	136.4	136.4	137.6	137.6	137.6	139.8	139.8	139.2
Industrial valves, n.e.c.		3491-6	06/91	130.7	129.9	130.6	129.8	130.3	130.2	130.2	130.4	130.7	130.2	131.9	131.9	132.0
Nuclear valves (n-stamp only)		3491-7	12/98	103.7	103.7	103.7	103.7	103.9	103.9	103.9	104.7	104.7	103.1	103.1	103.1	103.0
Automatic valves (regulating and control type) and parts (except nuclear)		3491-8	12/82	167.5	166.4	166.6	166.7	166.9	166.9	166.9	167.7	167.6	167.8	168.5	168.5	168.9
Solenoid-operated valves and parts, except nuclear and fluid power transfer		3491-9	12/82	171.2	169.8	170.2	170.6	171.0	171.4	171.4	171.4	171.4	171.4	171.4	171.9	172.2
Secondary products and miscellaneous receipts		3491-SM														
Miscellaneous receipts		3491-M	06/91	123.3	122.2	122.2	122.2	122.2	122.2	122.2	123.3	123.3	123.3	125.5	125.5	125.5
Secondary products		3491-S	06/91	118.0	119.7	118.4	119.7	116.4	117.9	117.8	116.7	118.1	117.5	117.7	117.7	117.7
Fluid power valves and hose fittings	3492		06/91	131.1	130.6	130.9	130.7	130.8	130.7	130.7	131.2	131.2	131.3	131.7	131.7	131.7
Primary products		3492-P	06/91	129.3	128.9	129.3	129.0	129.1	129.0	128.9	129.5	129.5	129.5	129.7	129.7	129.7
Aerospace-type hydraulic fluid power valves		3492-A	06/91	112.5	113.2	113.2	113.2	113.2	113.2	112.0	112.0	112.0	112.0	112.0	112.0	112.0
Nonaerospace-type hydraulic directional control valves		3492-C	06/91	120.2	120.4	120.4	120.4	120.4	120.4	120.6	120.6	120.1	120.1	119.6	119.6	119.6
Manual types		3492-C11	06/91	122.0	122.4	122.4	122.4	122.4	122.4	122.6	122.6	121.9	121.9	120.9	120.9	120.9
All other, including solenoid types		3492-C12	06/91	115.6	115.6	115.6	115.6	115.6	115.6	115.7	115.7	115.7	115.7	115.7	115.7	115.7
Nonaerospace-type hydraulic valves, except directional control		3492-D	12/98	103.5	103.7	103.7	103.7	103.7	103.7	103.8	103.8	103.8	103.8	102.6	102.6	102.6
Cartridge valves		3492-D11	12/98	106.6	106.3	106.3	106.3	106.3	106.3	106.8	106.8	106.8	106.8	106.8	106.8	106.8
All other, including electrohydraulic		3492-D12	12/98	102.2	102.7	102.7	102.7	102.7	102.6	102.6	102.6	102.6	102.6	100.9	100.9	100.9
Nonaerospace-type pneumatic directional control valves		3492-E	06/91	129.3	128.6	129.9	129.9	129.2	129.1	129.1	129.1	128.9	128.9	129.5	129.5	129.5
Solenoid types		3492-E11	06/91	133.2	131.9	133.9	133.9	133.1	133.0	133.0	133.0	133.0	133.0	133.7	133.7	133.7
All other, including mechanical and remote pilot		3492-E12	12/98	105.2	105.7	105.7	105.7	105.2	105.2	105.2	105.2	104.8	104.8	105.0	105.0	105.0
Parts for fluid power valves		3492-G	06/91	130.7	132.2	132.2	132.2	132.6	132.4	132.3	131.5	130.7	127.9	127.9	127.9	127.9
Aerospace-type hydraulic and pneumatic hose or tube end fittings and assemblies		3492-H	06/91	181.5	177.5	180.3	180.3	181.5	181.4	181.4	181.4	181.4	183.3	183.3	183.3	183.3
Nonaerospace-type flared (metal) fittings, couplings for, and assemblies of tube		3492-J	06/91	118.0	114.4	114.4	114.4	114.4	114.4	114.4	121.6	121.6	121.6	121.6	121.6	121.6
Nonaerospace-type flareless fittings and couplings (incl. nonmetal fittings) use		3492-K	06/91	115.2	114.7	114.7	114.7	114.7	114.7	114.8	115.9	115.6	115.6	115.6	115.6	115.6
Nonaerospace-type hydraulic and pneumatic assemblies of hose		3492-N	12/98	101.1	100.9	101.0	101.0	101.0	101.0	101.0	101.0	100.9	100.9	101.4	101.4	101.4
Nonaerospace type hydraulic and pneumatic fittings and couplings for hose		3492-O	06/91	134.8	135.6	135.6	134.0	134.0	134.0	134.1	134.1	134.3	134.3	136.0	136.0	136.0
Secondary products and miscellaneous receipts		3492-SM														
Miscellaneous receipts		3492-M	12/98	108.0	106.6	107.0	107.0	107.5	107.2	107.2	107.8	108.5	109.2	109.2	109.2	109.2
Resales		3492-Z89	12/98	108.0	106.6	107.0	107.0	107.5	107.2	107.2	107.8	108.5	109.2	109.2	109.2	109.2
Secondary products		3492-S	06/91	140.6	140.1	140.1	140.1	140.1	140.1	140.1	140.2	140.2	140.2	142.1	142.1	142.1
Steel springs, except wire	3493		06/81	119.1	119.0	119.1	119.1	119.3	119.2	119.1	119.1	119.1	119.1	119.1	119.1	119.1
Primary products		3493-P	06/81	119.0	118.8	119.0	119.0	119.1	119.0	119.0	119.0	119.0	119.0	119.0	119.0	119.0

See footnotes at end of table.

Table 3. Producer price indexes for the net output of selected industries and their products, 2002¹—Continued

Industry and product	Industry code	Product code	Index base	Annual Average	January	February	March	April	May	June	July	August	September	October	November	December
Steel springs, except wire—Continued																
Hot formed springs		3493-1	06/81	120.8	120.7	121.1	121.1	121.0	120.9	120.7	120.7	120.7	120.7	120.7	120.7	120.7
Hot formed coil springs		3493-121	06/81	127.5	128.1	128.1	128.1	127.9	127.5	127.1	127.1	127.1	127.1	127.1	127.1	127.1
Locomotive, railroad car, and other helical springs		3493-12116	06/81	125.2	127.2	127.2	127.2	127.2	125.5	124.0	124.0	124.0	124.0	124.0	124.0	124.0
Hot formed leaf springs		3493-131	06/81	115.4	115.2	115.8	115.8	115.4	115.4	115.4	115.4	115.4	115.4	115.4	115.4	115.4
Replacement leaf springs (including exports) for cars, buses, and trucks		3493-13151	06/81	124.5	123.3	123.9	123.9	124.7	124.7	124.7	124.7	124.7	124.7	124.7	124.7	124.7
Cold formed springs		3493-2	06/81	116.0	115.5	115.5	115.5	116.1	116.1	116.1	116.1	116.1	116.1	116.1	116.1	116.1
Cold formed flat springs made of sheet and strip		3493-271	06/81	117.3	117.3	117.3	117.3	117.3	117.3	117.3	117.3	117.3	117.3	117.3	117.3	117.3
Secondary products and miscellaneous receipts		3493-SM														
Secondary products		3493-S	06/81	126.5	126.4	126.4	126.4	126.6	126.6	126.6	126.6	126.6	126.6	126.6	126.6	126.6
Secondary products, other than wire springs		3493-SS	06/95	(²)	106.1	106.1	106.1	106.6	106.6	(²)	(²)	(²)	(²)	(²)	(²)	(²)
Valves and pipe fittings, n.e.c.	3494		12/82	164.8	165.2	165.5	164.7	165.0	165.0	165.0	165.0	165.0	164.4	164.4	164.5	164.5
Primary products		3494-P	12/82	168.0	168.4	168.9	167.8	168.1	168.2	168.2	168.2	168.2	167.6	167.5	167.6	167.6
Plumbing and heating valves and specialties, except plumbers' brass goods		3494-4	12/82	154.6	154.3	154.5	154.4	154.5	154.6	154.6	154.6	154.6	154.6	154.8	155.0	155.0
Metal fittings, flanges, and unions for piping systems		3494-7	12/82	208.4	209.2	209.8	208.1	208.6	208.6	208.6	(²)	208.6	207.7	207.6	207.6	207.6
Secondary products and miscellaneous receipts		3494-SM	12/82	(²)	(²)	(²)	(²)	(²)	(²)	(²)	151.3	151.3	150.6	150.9	150.9	150.9
Miscellaneous receipts		3494-M	12/82	(²)	(²)	(²)	(²)	(²)	(²)	(²)	102.6	102.6	101.4	101.9	101.9	101.9
Secondary products		3494-S	12/82	170.4	170.4	170.4	170.4	170.4	170.4	170.4	170.4	170.4	170.4	170.4	170.4	170.4
Wire springs	3495		12/82	123.4	123.5	123.5	123.4	123.4	123.1	123.4	123.4	123.5	123.6	123.5	123.5	123.5
Primary products		3495-P	12/82	124.2	124.2	124.1	124.1	124.1	123.8	124.1	124.1	124.3	124.4	124.3	124.2	124.2
Precision mechanical springs		3495-2	12/82	132.3	132.3	132.1	132.2	132.2	131.7	132.4	132.4	132.4	132.7	132.4	132.4	132.4
Precision mechanical compression-type wire springs		3495-213	06/01	97.9	97.5	97.4	97.5	97.5	97.3	98.2	98.2	98.2	98.4	98.1	98.1	98.1
Precision mechanical extension and torsion-type wire springs		3495-216	06/01	99.3	99.8	99.6	99.7	99.7	99.0	99.2	99.2	99.2	99.3	99.1	99.1	99.1
Other wire springs		3495-3	12/82	118.4	118.5	118.5	118.4	118.4	118.2	118.2	118.2	118.6	118.6	118.6	118.4	118.4
Secondary products and miscellaneous receipts		3495-SM														
Miscellaneous receipts		3495-M	06/95	96.1	96.1	96.1	96.1	96.1	96.1	96.1	96.1	96.1	96.1	96.1	96.1	96.1
Miscellaneous receipts		3495-MM	06/95	96.1	96.1	96.1	96.1	96.1	96.1	96.1	96.1	96.1	96.1	96.1	96.1	96.1
Secondary products		3495-SS	06/95	95.3	95.8	95.8	95.2	95.2	95.2	95.2	95.2	95.2	95.2	95.2	95.2	95.2
Miscellaneous fabricated wire products	3496		12/82	134.8	134.0	133.8	134.8	134.5	134.5	134.6	135.1	135.4	135.2	135.1	135.2	135.1
Primary products		3496-P	12/82	131.1	131.2	131.0	131.3	131.0	131.0	131.1	131.3	131.2	130.9	130.9	131.0	130.9
Noninsulated ferrous wire rope, cable and strand		3496-1	12/82	140.8	141.5	141.5	141.5	141.5	141.5	140.4	140.3	140.3	140.3	140.3	140.1	140.1
Ferrous wire cloth and other ferrous woven wire products		3496-4	12/82	123.4	123.6	123.6	123.6	123.6	123.6	123.6	123.6	122.7	123.2	123.1	123.1	123.1
Nonferrous wire cloth and other nonferrous woven wire products		3496-5	12/82	87.6	87.9	88.8	86.9	86.9	86.7	87.5	88.1	87.3	87.0	87.6	88.4	87.9
Steel fencing and fence gates		3496-6	12/82	123.4	122.3	122.3	122.3	122.3	122.3	122.3	124.4	124.4	124.4	124.4	124.4	124.4
Other ferrous fabricated wire products		3496-8	12/82	134.7	134.8	134.4	134.9	134.5	134.6	134.8	134.9	135.0	134.5	134.4	134.5	134.4
Wire racks		3496-885	12/82	136.5	136.3	136.3	136.3	136.3	136.3	136.7	136.7	136.6	136.6	136.6	136.6	136.6
Other ferrous wire products		3496-898	12/82	123.4	123.6	123.2	123.7	123.3	123.4	123.6	123.7	123.7	123.3	123.2	123.3	123.2
Secondary products and miscellaneous receipts		3496-SM														
Miscellaneous receipts		3496-M	12/82	164.0	151.9	151.9	160.8	160.8	160.8	160.8	165.2	171.1	171.1	171.1	171.1	171.0
Contract work and other miscellaneous receipts		3496-XY9	06/98	118.2	98.5	98.5	98.5	98.5	98.5	98.5	117.1	142.0	142.0	142.0	142.0	142.0
Resales		3496-Z89	12/82	161.9	153.1	153.1	163.7	163.7	163.7	163.7	163.7	163.7	163.7	163.7	163.7	163.6
Secondary products		3496-S	12/82	159.9	158.2	157.8	160.6	160.5	160.7	160.0	160.0	160.0	160.3	160.1	160.3	160.0
Metal foil and leaf	3497		12/84	125.8	125.3	125.4	125.4	125.9	126.1	126.2	126.2	125.6	125.6	125.6	126.0	125.9
Primary products		3497-P	12/84	115.1	114.9	114.9	115.0	115.4	115.6	115.5	115.5	114.7	114.7	114.7	115.3	115.0
Converted unmounted aluminum foil packaging products (not laminated to other mat		3497-1	12/90	87.5	87.5	87.5	87.5	87.5	87.5	(²)	87.5	87.0	87.0	87.0	88.2	87.7

See footnotes at end of table.

Table 3. Producer price indexes for the net output of selected industries and their products, 2002¹—Continued

Industry and product	Industry code	Product code	Index base	Annual Average	January	February	March	April	May	June	July	August	September	October	November	December
Metal foil and leaf—Continued																
Laminated aluminum foil rolls and sheets for flexible packaging uses		3497-2	12/84	114.4	113.9	114.0	114.3	115.0	115.4	115.1	115.1	114.1	114.1	114.1	114.1	114.1
Converted foil or leaf for nonpackaging applications		3497-3	12/84	127.1	127.1	127.1	127.1	127.1	127.1	127.1	127.1	127.1	127.1	127.1	127.1	127.1
Secondary products and miscellaneous receipts		3497-SM														
Secondary Products		3497-S	12/84	(²)	178.7	178.9	178.6	180.2	180.4	181.7	(²)	(²)	(²)	(²)	(²)	(²)
Fabricated pipe and fabricated pipe fittings																
Primary products	3498	3498-P	06/81	153.7	152.5	152.0	152.5	152.7	153.1	152.9	154.0	154.7	154.3	154.9	155.6	155.1
Iron and steel pipe, tube, and fittings		3498-1	06/81	144.7	144.0	143.4	144.0	144.3	144.4	144.1	145.4	145.4	144.8	145.6	145.9	145.3
Nonpressure pipe and tubing (heating, ventilation, air conditioning, and refrige		3498-10313	12/94	105.8	105.2	105.2	105.2	105.2	105.2	105.2	106.5	106.5	106.3	106.3	106.3	106.3
Petrochemical and papermill		3498-10315	12/94	110.6	110.3	109.0	110.1	110.6	110.7	110.1	111.4	111.4	110.1	111.4	111.6	110.6
Water/sewage treatment		3498-10316	12/94	105.2	105.2	105.2	105.2	105.2	105.2	105.2	105.2	105.2	105.2	105.2	105.2	105.2
Other iron and steel pipe, tube, and fittings		3498-10318	12/94	107.5	106.3	106.3	106.6	106.6	107.2	107.2	107.2	107.4	107.4	109.4	109.6	108.4
Nonferrous pipe, tube, and fittings		3498-5	06/81	197.7	197.3	197.4	197.4	197.4	197.4	197.6	198.1	198.1	197.9	197.9	197.9	198.1
Aluminum and aluminum base alloy pipe, tube, and fittings		3498-501	06/81	133.9	134.0	134.0	133.9	133.9	133.9	133.9	133.9	133.9	133.9	133.9	133.9	133.9
Secondary products and miscellaneous receipts		3498-SM														
Secondary products		3498-S	04/82	122.3	122.4	122.4	122.4	122.8	122.8	122.8	122.8	122.8	122.8	122.8	122.8	117.5
Fabricated metal products, n.e.c.																
Primary products	3499	3499-P	06/85	132.5	133.4	133.5	132.7	132.7	132.8	132.2	132.2	132.1	132.0	132.2	132.2	131.9
Safes and vaults		3499-1	06/85	141.9	141.9	141.9	141.9	141.9	141.9	141.9	141.9	141.9	141.9	141.9	141.9	141.9
Metal ladders		3499-5	06/85	126.8	127.7	126.8	126.8	126.8	126.8	126.8	126.8	126.8	126.8	127.4	126.8	126.8
Powder metallurgy parts, exc. bearings, gears, tools and all cement carbide part		3499-6	12/91	104.1	104.7	104.8	104.1	104.2	104.3	104.5	104.4	104.6	103.8	103.7	103.2	103.3
All other fabricated metal products		3499-8	06/85	133.7	135.1	135.3	134.1	134.2	134.2	133.2	133.2	133.0	133.2	133.5	133.4	132.6
Secondary products and miscellaneous receipts		3499-SM														
Miscellaneous receipts		3499-M	06/85	(²)	167.4	167.4	167.4	167.4	167.4	167.4	167.4	167.4	(²)	(²)	(²)	(²)
Secondary products		3499-S	06/85	131.0	130.5	130.5	130.5	130.5	130.5	131.2	131.2	130.9	130.9	130.9	130.9	134.5
Machinery, except electrical																
	35		12/84	117.2	117.7	117.6	117.7	117.6	117.6	117.4	117.2	116.8	116.8	116.8	116.6	116.5
Engines and turbines																
	351		12/84	138.9	138.4	138.4	138.5	138.5	138.8	138.8	138.7	138.9	139.1	139.6	139.9	138.6
Turbines and turbine generator sets																
Primary products	3511	3511-P	06/82	152.8	151.7	151.8	151.9	152.0	153.0	153.1	153.2	153.9	153.1	153.4	153.5	153.5
Steam, gas, hydraulic, solar & wind powered turbine generator sets, turbine generators, & parts		3511-1	06/82	159.4	158.0	158.1	158.3	158.4	159.6	159.7	159.8	160.6	159.7	160.0	160.1	160.1
Gas turbine generator sets		3511-131	06/82	170.9	168.6	168.7	168.9	169.1	170.7	170.8	171.0	172.4	172.3	172.8	173.0	173.0
Steam, gas, hydraulic & other turbines, nonlocomotive steam engines & parts		3511-2	06/82	151.3	151.4	151.4	151.5	151.5	152.2	152.2	152.2	152.2	150.3	150.3	150.3	150.3
Steam turbines, steam engines and parts		3511-21	06/82	189.7	187.4	187.4	187.7	187.7	191.5	191.5	191.5	191.7	189.9	189.9	189.9	189.9
Steam turbines, including steam engines		3511-211	06/82	176.8	173.6	173.6	174.5	174.5	180.2	180.2	180.2	180.7	175.9	175.9	175.9	175.9
Parts and accessories for steam engines & steam turbines		3511-212	06/82	198.8	197.1	197.1	197.1	197.1	199.7	199.7	199.7	199.7	199.7	199.7	199.7	199.7
Gas turbines, except aircraft, and parts and accessories		3511-23	06/82	132.8	133.4	133.4	133.4	133.4	133.4	133.4	133.4	133.4	131.4	131.4	131.4	131.4
Parts and accessories for gas turbines, except aircraft		3511-235	06/82	148.2	148.2	148.2	148.2	148.2	148.2	148.2	148.2	148.2	148.2	148.2	148.2	148.2
Hydraulic and other turbines, parts and accessories		3511-26	06/94	131.9	130.7	131.0	131.3	131.9	132.2	132.6	131.7	131.8	132.1	132.4	132.4	132.6
Hydraulic and other turbines		3511-261	06/94	131.9	130.7	131.0	131.3	131.9	132.2	132.6	131.7	131.8	132.1	132.4	132.4	132.6
Internal combustion engines, n.e.c.																
Primary products	3519	3519-P	12/82	141.1	140.8	140.8	140.8	140.9	140.9	140.8	140.8	140.8	141.4	141.9	142.3	140.5
			12/82	140.3	140.1	140.1	140.1	140.2	140.2	140.0	140.0	139.9	140.6	141.2	141.6	139.6

See footnotes at end of table.

Table 3. Producer price indexes for the net output of selected industries and their products, 2002¹—Continued

Industry and product	Industry code	Product code	Index base	Annual Average	January	February	March	April	May	June	July	August	September	October	November	December
Internal combustion engines, n.e.c.—Continued																
Gasoline engines, except automotive		3519-A	12/95	104.9	105.3	105.3	105.3	105.3	105.3	105.3	104.2	104.2	104.2	104.9	104.9	104.9
Diesel, semidiesel and dual fuel engines (except automotive)		3519-3	12/82	132.3	132.7	132.7	132.7	132.7	132.7	132.1	132.1	132.1	132.1	132.1	131.7	131.7
Diesel, semidiesel and dual fuel engines (automotive) ...		3519-4	12/82	135.4	135.1	135.1	135.1	135.1	135.1	135.1	135.1	135.1	135.1	135.5	136.7	136.5
Gas engines, except turbines		3519-6	12/00	99.9	99.9	99.9	99.9	99.9	99.9	99.9	99.9	99.9	99.9	99.9	99.9	99.9
Parts and accessories		3519-9	12/82	140.8	139.4	139.4	139.4	139.5	139.5	139.6	139.7	139.6	142.7	144.0	144.0	142.4
Secondary products and miscellaneous receipts		3519-SM														
Miscellaneous receipts		3519-M	12/82	141.7	140.0	140.0	140.0	141.0	142.4	142.4	142.4	142.4	142.4	142.5	142.5	142.5
Secondary products		3519-S	12/82	146.4	145.7	145.7	145.7	146.5	146.5	146.5	146.5	146.5	146.5	146.6	146.7	146.7
Farm and garden machinery and equipment	352		12/84	133.7	133.0	133.0	133.4	133.4	133.5	133.7	133.9	133.9	134.0	134.1	134.3	134.4
Farm machinery and equipment	3523		12/82	149.0	147.8	148.1	148.5	148.5	148.6	148.9	149.3	149.3	149.6	149.6	149.8	150.1
Primary products		3523-P	12/82	150.1	149.1	149.2	149.5	149.6	149.6	149.9	150.3	150.3	150.5	150.8	151.1	151.5
Commercial turf and grounds care equipment, including parts and attachments		3523-A	12/82	156.7	155.7	155.7	155.7	155.7	155.7	155.7	156.1	156.1	156.8	158.7	158.7	159.6
Powered non-riding mowers		3523-A01	12/82	178.5	178.5	178.5	178.5	178.5	178.5	178.5	178.5	178.5	178.5	178.5	178.5	178.5
Riding rotary turf mowers		3523-A07	12/82	151.0	149.8	149.8	149.8	149.8	149.8	151.0	151.0	152.4	152.4	152.4	154.1	154.1
Gang rotary cutting units, reel and rotary		3523-A15	12/82	175.0	171.9	171.9	171.9	171.9	171.9	171.9	174.6	174.1	173.8	182.1	182.1	182.1
Flail cutting units, riding reel type turf, and other mowing equipment		3523-A21	12/94	114.9	114.4	114.4	114.4	114.4	114.4	114.4	115.3	115.3	115.3	115.3	115.3	115.3
Parts and attachments for commercial turf and grounds mowing equipment		3523-A31	12/82	136.0	132.9	132.9	132.9	132.9	132.9	132.9	132.9	132.9	132.9	145.1	145.1	145.1
Commercial turf and grounds care equipment, except mowing, including parts and attachments		3523-B	12/82	201.6	200.1	200.8	200.8	200.8	200.8	200.8	204.0	204.0	202.6	202.1	201.3	201.3
Other commercial turf and grounds care equipment, including aerators, spikers, pluggers, etc.		3523-B29	12/82	220.7	218.7	220.0	220.0	220.0	220.0	220.0	223.9	223.9	221.6	221.6	219.5	(²)
Wheel tractors and attachments, except: contractors' type, lawn and garden, and motor tillers		3523-1	12/82	150.7	150.6	150.6	150.8	150.8	150.6	150.6	150.6	150.6	150.6	150.6	150.7	150.8
Two-wheel drive farm type tractors, including front-wheel assist types		3523-1A	12/82	156.8	156.9	156.9	157.1	157.1	156.7	156.7	156.7	156.7	156.7	156.7	156.7	156.7
Four-wheel drive farm type tractors, including tractors with equal size tires, front and rear		3523-1B	12/82	131.0	130.7	130.7	131.0	131.0	131.0	131.0	131.0	131.0	131.0	131.0	131.2	131.2
Under 250 pto horsepower		3523-134	12/94	112.0	111.5	111.5	112.0	112.0	112.0	112.0	112.0	112.0	112.0	112.0	112.4	112.4
250 pto horsepower and over		3523-135	12/82	121.7	121.7	121.7	121.7	121.7	121.7	121.7	121.7	121.7	121.7	121.7	121.7	121.7
Farm dairy machines, sprayers & dusters, farm elevators & attachments		3523-2	12/82	159.4	159.9	160.4	160.8	160.8	160.8	158.7	159.0	159.3	157.3	157.9	159.1	159.1
Sprayers and dusters		3523-2B	12/82	156.2	156.7	157.1	157.5	157.5	157.5	155.5	155.8	156.1	154.1	154.7	155.9	155.9
Self-propelled, tractor mounted, and other power sprayers (field and row crop types)		3523-222	12/82	152.9	153.9	153.9	153.9	153.9	153.9	150.9	151.4	151.8	151.7	152.1	153.7	(²)
Agricultural hand sprayers, dusters, foggers, mist and other sprayers		3523-241	12/94	112.7	112.3	113.3	114.2	114.2	114.2	114.2	114.2	114.2	109.8	110.7	110.7	110.7
Planting, seeding, and fertilizing machinery and attachments		3523-3	12/82	141.7	141.1	141.1	141.5	141.5	141.5	139.8	141.5	141.8	142.5	142.1	143.0	142.6
Planting and seeding machinery		3523-3A	12/82	135.4	134.6	134.6	135.0	135.0	135.0	133.2	136.3	136.7	136.7	136.1	(²)	(²)
Fertilizing machinery		3523-3B	12/82	159.8	159.2	159.2	159.6	159.6	159.6	157.4	157.8	158.2	160.6	160.8	163.2	162.7
Other planting, seeding, and fertilizing machinery, including attachments		3523-387	12/94	106.7	106.8	106.8	107.0	107.0	107.0	106.3	106.8	106.7	106.4	105.9	107.0	106.7
Harrows, rollers, pulverizers, stalk cutters, and similar equipment		3523-4	12/82	147.2	146.1	146.1	146.1	146.1	147.2	147.2	147.8	147.8	147.1	148.4	148.4	148.4
Horizontal blade stalk shredders and cutters, and rotary mowers		3523-418	12/82	170.2	169.7	169.7	169.7	169.7	170.4	170.4	171.5	171.5	169.3	170.1	170.1	170.1
Blade terracers, scrapers, land levelers, harrows, combination tillage equipment		3523-425	12/94	108.4	106.8	106.8	106.8	106.8	108.3	108.3	108.3	108.3	109.0	110.5	110.5	110.5

See footnotes at end of table.

Table 3. Producer price indexes for the net output of selected industries and their products, 2002¹—Continued

Industry and product	Industry code	Product code	Index base	Annual Average	January	February	March	April	May	June	July	August	September	October	November	December
Farm machinery and equipment—Continued																
Harvesting machinery (except hay and straw) and attachments		3523-5	12/82	159.2	158.2	158.2	158.8	158.8	158.8	158.8	158.8	158.8	160.0	160.0	160.4	160.4
Field forage harvesters		3523-5A	12/82	142.5	141.5	141.5	142.4	142.4	142.4	142.4	142.4	142.4	143.0	143.0	143.0	143.0
Combines (harvester-threshers), except peanut combines		3523-511	12/82	161.6	161.3	161.3	161.3	161.3	161.3	161.3	161.3	161.3	162.2	162.2	(²)	(²)
Other harvesting machinery, including attachments		3523-5B	12/94	123.8	123.2	123.2	123.2	123.2	123.2	123.2	123.2	123.2	124.8	124.8	125.6	125.6
Other harvesting machinery, including picker-shellers and cotton strippers		3523-582	12/82	145.9	145.0	145.0	145.0	145.0	145.0	145.0	145.0	145.0	147.2	147.2	148.1	148.2
Haying machinery and attachments		3523-6	12/82	150.9	150.3	150.3	150.4	150.4	150.4	150.4	150.4	150.4	151.7	151.9	151.9	151.7
Pull type mower conditioners and windrowers with conditioner, all types		3523-619	12/87	131.9	131.6	131.6	131.6	131.6	131.6	131.6	131.6	131.6	132.4	132.9	132.9	132.7
Hay balers, all types		3523-655	12/82	155.9	155.3	155.3	155.3	155.3	155.3	155.3	155.3	155.3	157.1	157.1	157.1	156.9
All other haying machinery and equipment, including attachments		3523-699	12/94	113.0	112.6	112.6	113.0	113.0	113.0	113.0	113.0	113.0	113.3	113.3	113.3	113.2
Plows, listers, and attachments (excluding turf and grounds machinery)		3523-7	12/82	139.8	139.6	139.6	139.4	139.6	139.6	139.6	140.0	140.0	140.0	140.1	140.1	140.1
Moldboard plows, middle busters, disc bedders, chisel plows, disc-chisel combinations		3523-701	12/94	113.7	113.4	113.4	113.2	113.4	113.4	113.4	113.9	113.9	113.9	114.1	114.1	114.1
Farm machinery and equipment, n.e.c., excluding parts																
Machines for preparing crops for market or use		3523-8	12/82	149.9	146.1	146.4	147.2	147.4	147.7	150.8	152.0	151.8	151.8	151.8	151.9	154.2
Feed grinders, feed mixers, and burr mills		3523-8B	12/82	153.0	150.9	151.5	152.2	152.8	154.1	154.1	154.1	154.1	154.1	154.1	154.1	149.8
Other machines for preparing crops for market or for use		3523-826	12/82	138.4	138.4	138.4	138.4	138.4	138.4	138.4	138.4	138.4	138.4	138.4	138.4	138.4
Barn and barnyard equipment		3523-839	12/82	174.1	171.8	172.5	173.2	173.9	175.3	175.3	175.3	175.3	175.3	175.3	175.3	170.0
Other feeding equip. (including calf and cattle hopper types and electric powered bank feeders)		3523-8D	12/82	144.2	139.5	139.6	139.6	139.6	139.6	146.0	147.4	147.4	147.9	147.9	147.9	147.9
Other barn and barnyard equipment, including silo unloaders		3523-889	12/94	114.7	112.1	112.1	112.1	112.1	112.1	113.5	116.0	116.0	117.6	117.6	117.6	117.6
All hog equipment and attachments		3523-891	12/82	162.8	157.3	157.3	157.3	157.3	157.3	164.9	166.6	166.6	167.2	167.2	167.2	167.2
Farm wagons and other farm transportation equipment and attachments		3523-8P	12/82	146.4	142.6	144.9	144.9	144.9	147.3	147.3	147.6	147.6	147.6	147.6	147.6	147.6
Parts for farm machinery & equip., excl comm. turf & grounds care equip		3523-8W	12/82	174.5	172.4	172.6	174.3	174.6	174.8	175.0	175.0	175.0	175.0	175.0	175.0	175.0
Parts for wheel tractors		3523-9	12/82	137.2	136.6	137.1	136.8	137.1	137.1	137.0	137.1	137.0	136.9	137.7	138.4	138.2
Parts for machines for preparing crops for market or use		3523-925	12/94	101.4	101.3	101.3	101.3	101.5	101.5	101.5	101.5	101.5	101.5	101.5	101.8	101.6
Parts for harvesting machinery		3523-982	12/82	158.5	155.2	155.2	156.0	156.0	156.0	156.0	161.3	161.3	161.3	161.3	161.3	161.3
Parts for haying machinery		3523-994	12/82	138.4	137.8	137.8	137.8	137.8	137.8	137.8	137.8	137.8	137.8	140.4	140.4	140.4
Parts for haying machinery		3523-999	12/82	115.9	112.9	115.3	115.3	115.3	115.3	115.3	115.3	115.3	115.3	118.5	118.5	118.0
Secondary products and miscellaneous receipts																
Miscellaneous receipts		3523-SM														
Resales		3523-M	12/82	124.3	121.4	124.1	124.1	124.1	125.9	125.9	125.9	125.9	125.9	123.2	123.2	122.2
Secondary products		3523-Z89	12/82	124.8	122.8	125.8	125.8	125.8	125.8	125.8	125.8	125.8	125.8	122.8	122.8	122.8
Other secondary products		3523-S	12/82	134.4	132.6	132.7	133.9	134.0	134.1	134.6	135.2	135.2	135.6	134.7	134.7	135.0
Construction machinery and equipment		3523-SSS	12/82	142.7	140.9	141.0	142.0	142.1	142.5	142.5	142.9	142.9	143.8	143.9	143.9	144.0
		3531-S	12/82	113.4	111.9	111.9	113.2	113.2	113.2	114.2	114.8	114.8	114.8	112.9	112.9	113.3
Lawn and garden equipment																
Primary products	3524	3524-P	12/82	125.9	126.0	125.6	125.9	126.0	126.0	126.0	125.9	125.9	125.9	125.9	126.0	126.0
Consumer nonriding lawn, garden, and snow equipment		3524-1	12/82	119.5	119.3	118.2	119.8	119.7	119.8	119.8	119.5	119.4	119.3	119.2	119.7	120.0
Lawn mowers		3524-11	12/82	120.1	120.5	120.3	120.2	120.2	120.3	120.3	120.3	120.3	119.8	119.8	119.8	119.8
Rotary, push type, gasoline engine powered		3524-111	12/82	124.1	124.2	124.2	124.2	124.2	124.2	124.2	124.2	124.2	123.9	123.9	123.9	123.9
Rotary, self-propelled, gasoline engine powered		3524-112	12/82	111.1	111.3	111.3	111.3	111.3	111.3	111.3	111.3	111.3	110.7	110.7	110.7	110.7
Snow throwers (snow blowers), except attachment types		3524-14	12/82	135.4	127.5	127.5	137.0	137.0	137.0	137.0	137.0	137.0	137.0	137.0	137.0	(²)

See footnotes at end of table.

Table 3. Producer price indexes for the net output of selected industries and their products, 2002¹—Continued

Industry and product	Industry code	Product code	Index base	Annual Average	January	February	March	April	May	June	July	August	September	October	November	December
Lawn and garden equipment—Continued																
Other consumer nonriding lawn, garden, and snow equipment		3524-191	12/82	123.3	121.3	121.6	121.6	121.7	122.0	123.2	122.8	124.5	124.0	123.2	126.5	126.5
Consumer riding lawn, garden, and snow equipment		3524-4	12/82	142.9	142.7	142.7	142.7	142.8	142.8	142.8	142.8	143.1	143.1	143.1	143.1	142.5
Garden tractors		3524-41	12/82	162.6	161.9	161.9	161.9	161.9	161.9	161.9	161.9	163.4	163.4	163.4	163.4	163.4
16.0 hp and over		3524-417	12/82	158.3	157.8	157.8	157.8	157.8	157.8	157.8	157.8	159.0	159.0	159.0	159.0	159.0
Lawn tractors and riding mowers		3524-42	12/82	134.3	134.3	134.3	134.2	134.4	134.4	134.4	134.4	134.4	134.4	134.4	134.4	133.7
Rear engine lawn tractors and riding mowers		3524-422	12/82	139.8	139.9	139.9	138.7	141.0	141.0	141.0	141.0	140.7	140.5	140.5	140.5	133.3
8.0 hp and over		3524-42214	12/94	98.4	98.5	98.5	97.6	99.2	99.2	99.2	99.2	99.0	98.9	98.9	98.9	93.8
Parts and attachments for consumer riding lawn, garden, and snow equipment		3524-5	12/82	124.7	127.2	127.2	124.0	124.0	124.0	124.0	124.0	124.5	124.5	124.5	124.2	124.2
Parts		3524-521	10/83	95.2	98.9	98.9	94.5	94.5	94.5	94.5	94.5	94.5	94.5	94.5	94.0	94.0
Secondary products and miscellaneous receipts		3524-SM														
Secondary products		3524-S	12/82	105.5	105.5	105.5	105.5	105.5	105.5	105.5	105.5	105.6	105.6	105.6	105.6	105.6
Construction, mining, and materials handling machinery and equipment																
	353		12/84	142.6	141.8	141.9	142.7	142.9	142.7	142.6	142.8	142.8	142.9	143.0	142.8	142.9
Construction machinery																
	3531		12/80	175.9	174.2	174.2	176.2	176.4	176.3	176.1	176.1	176.1	176.3	176.3	176.5	176.6
Primary products		3531-P	12/80	170.3	168.1	168.2	170.5	170.8	170.6	170.7	170.7	170.7	170.9	170.9	171.1	171.1
Wheel tractors and log skidders, excl parts and attach ..		3531-A	12/80	163.0	164.0	162.7	162.7	162.7	163.0	163.0	163.0	163.0	163.0	163.0	163.1	163.2
Tracklaying tractors, excl. parts and attach		3531-B	12/80	189.8	188.0	188.0	188.0	189.7	189.7	189.7	189.7	189.7	191.3	191.3	191.3	191.3
Tractor shovel loaders, excl. parts and attach		3531-C	12/80	178.2	177.8	177.9	177.9	177.9	177.9	178.2	178.3	178.3	178.3	178.3	178.9	178.9
Attachments for tractors and shovel loaders, excl. parts and winches		3531-D	12/99	100.5	100.2	100.2	100.2	100.1	100.1	100.1	100.6	100.6	100.6	101.0	101.0	100.9
Power cranes, excavators, draglines, and shovels, excl. parts		3531-E	12/99	105.4	99.2	99.2	107.2	107.5	106.7	106.7	106.3	106.3	106.3	106.3	106.3	106.4
Mixers, pavers, and related equipment, excl. parts		3531-F	12/80	154.3	153.9	154.6	154.3	154.3	154.3	154.3	154.4	154.4	154.2	154.2	154.2	154.2
Scrapers, graders, rollers, and off-highway equipment, excl. parts		3531-G	12/80	164.2	164.0	164.0	164.0	164.0	163.9	163.9	164.0	164.3	164.3	164.3	164.7	164.7
Other construction machinery, excl. parts		3531-J	12/99	104.4	103.8	104.1	104.1	104.1	104.5	104.5	104.5	104.4	104.4	104.6	104.6	104.8
Parts		3531-K	12/99	100.0	99.5	99.6	99.8	99.8	100.0	99.9	100.3	100.2	100.3	100.3	100.3	100.3
Secondary products and miscellaneous receipts		3531-SM														
Miscellaneous receipts		3531-M	12/80	256.8	259.3	256.2	256.2	256.2	256.6	256.6	256.6	256.6	256.6	256.6	257.3	257.3
Secondary products		3531-S	12/80	194.1	196.0	196.2	196.2	196.3	196.3	192.1	192.3	192.3	192.3	192.6	193.1	193.1
Mining machinery and equipment																
	3532		06/81	161.2	159.3	160.1	160.1	161.1	161.2	161.5	161.5	161.5	161.6	162.0	161.9	162.5
Primary products		3532-P	06/81	164.6	162.3	163.3	163.3	164.5	164.6	164.9	165.0	165.0	165.1	165.6	165.4	166.2
Underground mining machinery		3532-5	06/81	180.5	180.4	180.4	180.4	180.5	180.5	180.5	180.5	180.5	180.5	180.5	180.5	180.5
Loading mining machines, incl. gathering arm type, loader-hauler-dumpers, shovels, scoops		3532-562	06/81	201.3	200.7	200.7	200.7	201.6	201.6	201.6	201.6	201.6	201.6	201.6	201.6	201.6
Mineral processing and beneficiation machinery, excluding parts		3532-6	06/81	178.9	178.6	178.6	178.6	178.6	178.6	178.6	178.6	178.6	178.6	178.6	178.6	182.9
Crushing, pulverizing, and screening machinery		3532-7	06/81	197.8	194.4	194.4	194.4	196.8	196.8	198.4	198.6	198.6	198.6	201.4	200.3	201.1
Crushers, stationary types, including skid-mounted (gyratory, impact, jaw, and roll)		3532-727	06/81	204.3	201.6	201.6	201.6	204.0	204.0	205.3	205.5	205.5	205.5	205.5	205.7	205.7
Screens (vibrating, stationary), including trommel types		3532-755	06/81	141.6	141.4	141.4	141.4	141.4	141.4	141.4	141.4	141.4	141.4	141.5	141.5	143.0
Drills and other mining machinery, except parts		3532-8	06/81	190.3	183.2	190.0	190.0	191.1	191.1	191.1	191.1	191.1	191.1	191.1	191.1	191.1
Parts and attachments for mining machinery and equipment		3532-9	06/81	141.9	139.2	140.1	140.0	141.9	142.2	142.3	142.3	142.4	142.8	142.8	142.8	144.1
Parts and attachments for mining machinery sold separately, excluding drill bits		3532-975	06/81	140.4	138.8	140.0	139.9	139.9	140.2	140.4	140.4	140.4	140.9	140.9	140.9	142.6
Parts for mineral processing, beneficiation, crushing, pulverizing, & screening machinery		3532-97522	06/94	109.1	108.7	108.7	108.7	108.7	108.7	108.7	108.7	108.7	109.9	109.9	109.9	109.9
Parts for all other mining machinery and equipment ..		3532-97533	06/94	107.6	106.0	107.2	107.0	107.0	107.5	107.7	107.7	107.7	107.7	107.7	107.7	109.9

See footnotes at end of table.

Table 3. Producer price indexes for the net output of selected industries and their products, 2002¹—Continued

Industry and product	Industry code	Product code	Index base	Annual Average	January	February	March	April	May	June	July	August	September	October	November	December
Mining machinery and equipment—Continued																
Percussion rock drill bits		3532-989	02/90	136.5	135.8	135.8	135.8	135.8	135.8	135.8	135.8	137.5	137.5	137.5	137.5	137.5
Secondary products and miscellaneous receipts		3532-SM														
Miscellaneous receipts		3532-M	06/81	155.0	154.9	154.9	154.9	154.9	155.0	155.0	155.0	155.0	155.0	155.0	155.0	155.0
Resales		3532-Z89	06/81	161.0	160.9	161.0	161.0	161.0	161.0	161.0	161.0	161.0	161.0	161.0	161.0	161.0
Secondary products		3532-S	06/81	134.9	134.0	134.0	134.1	135.1	135.1	135.1	135.2	135.2	135.2	135.2	135.2	135.2
Other secondary products		3532-SSS	06/81	133.9	133.7	133.6	133.8	133.8	133.8	133.8	134.1	134.1	134.1	134.1	134.1	134.1
Oil field and gas field machinery and equipment	3533		12/80	169.6	169.6	169.7	169.9	170.1	170.2	170.2	170.2	170.2	170.4	170.4	167.2	167.2
Primary products		3533-P	12/80	165.2	164.8	164.9	165.1	165.1	165.2	165.3	165.3	165.3	165.4	165.4	165.4	165.4
Rotary oil field and gas field drilling machinery and parts		3533-1	12/86	162.1	161.3	161.5	162.2	162.2	162.2	162.3	162.3	162.3	162.3	162.3	162.3	162.3
Rotary drilling surface equipment		3533-11	12/86	156.8	156.1	156.8	156.8	156.8	156.8	156.8	156.8	156.8	156.8	156.8	156.8	156.8
Other rotary drill. surface equip.,incl Kelly joints,rotary tables,crown/trav.bl		3533-121	12/86	167.5	166.2	167.5	167.6	167.6	167.6	167.6	167.6	167.6	167.6	167.6	167.6	167.6
Rotary drilling subsurface equipment		3533-14	12/86	166.2	166.2	166.2	167.2	167.2	167.2	167.4	167.4	167.4	167.4	167.4	167.4	167.4
Bits		3533-141	12/80	262.4	259.3	259.3	263.0	263.0	263.0	263.0	263.0	263.0	263.0	263.0	263.0	263.0
Tungsten-carbide insert bits		3533-14101	12/80	266.8	263.7	263.7	267.5	267.5	267.5	267.5	267.5	267.5	267.5	267.5	267.5	267.5
Steel-toothed bits		3533-14102	12/80	313.7	305.6	305.6	315.3	315.3	315.3	315.3	315.3	315.3	315.3	315.3	315.3	315.3
Other subsurface drill. equip., incl fishing tools, subsea risers, coring equip		3533-149	12/86	131.6	131.3	131.3	131.3	131.3	131.3	131.7	131.7	131.7	131.7	131.7	131.7	131.7
Other oil and gas field drilling machinery and equipment and parts		3533-2	12/86	145.7	146.0	145.6	145.6	145.6	145.1	145.1	145.1	145.1	146.2	146.2	146.2	146.2
Cementing, floating, guiding, and shoe equipment		3533-253	12/80	155.4	154.4	154.4	154.4	154.4	154.4	154.4	154.4	154.4	157.4	157.4	157.4	157.4
Other oil and gas field drilling equipment, incl. cable tool drilling machinery		3533-296	12/94	125.3	126.7	126.0	126.0	126.0	124.8	124.8	124.8	124.8	124.8	124.8	124.8	124.8
Oil field and gas field production machinery and equipment		3533-3	12/80	139.2	138.7	139.0	139.0	139.0	139.4	139.4	139.4	139.4	139.4	139.4	139.4	139.4
Surface, subsurface, and subsea production well equipment		3533-31	12/80	132.4	132.4	132.4	132.4	132.4	132.4	132.4	132.4	132.4	132.4	132.4	132.4	132.4
Casing and tubing heads and supports		3533-313	12/86	151.6	151.6	151.6	151.6	151.6	151.6	151.6	151.6	151.6	151.6	151.6	151.6	151.6
Rod lifting machinery and equipment (surface and subsurface)		3533-35	12/80	131.1	131.1	131.1	131.1	131.1	131.1	131.1	131.1	131.1	131.1	131.1	131.1	131.1
Pumping units and other surface rod lifting equipment		3533-354	12/94	114.5	114.5	114.5	114.5	114.5	114.5	114.5	114.5	114.5	114.5	114.5	114.5	114.5
Separating, metering, and treating equipment for oil and gas (located on well site)		3533-371	12/80	130.1	130.1	130.1	130.1	130.1	130.1	130.1	130.1	130.1	130.1	130.1	130.1	130.1
Parts for oil and gas field production machinery and tools, sold separately		3533-382	12/86	133.2	133.2	133.2	133.2	133.2	133.2	133.2	133.2	133.2	133.2	133.2	133.2	133.2
Other oil field and gas field production machinery and tools		3533-398	12/86	128.5	127.6	127.6	127.6	127.6	128.9	128.9	128.9	128.9	128.9	128.9	128.9	128.9
Secondary products and miscellaneous receipts		3533-SM														
Miscellaneous receipts		3533-M	12/80	221.0	226.8	226.8	226.3	226.3	226.3	226.3	226.3	226.3	226.3	226.3	193.9	193.9
Resales		3533-Z89	09/86	192.3	202.5	202.5	201.7	201.7	201.7	201.7	201.7	201.7	201.7	201.7	144.8	144.8
Secondary products		3533-S	12/80	144.2	144.8	144.8	144.8	146.9	146.9	146.9	146.9	146.9	146.9	146.9	133.9	133.9
Other secondary products		3533-SSS	12/80	142.1	145.1	145.1	145.1	144.6	144.6	144.6	144.6	144.6	144.6	144.6	128.8	128.8
Elevators and moving stairways	3534		06/81	132.3	132.9	132.6	132.6	132.6	132.6	132.6	132.0	132.0	131.9	131.8	131.8	131.8
Primary products		3534-P	06/81	131.3	131.9	131.6	131.6	131.6	131.6	131.6	130.9	131.0	130.9	130.9	130.9	130.9
Elevators and moving stairways		3534-1	06/81	127.8	128.5	128.1	128.1	128.1	128.1	128.1	127.5	127.5	127.4	127.4	127.4	127.4
Hydraulic passenger elevators		3534-112	06/81	129.6	130.6	130.2	130.2	130.2	130.2	130.2	129.4	129.4	129.0	128.8	128.8	128.8
Other non farm elev., incl. sidewalk elev., dumbwaiters, man & resid. lifts		3534-196	06/81	145.4	145.4	145.4	145.4	145.4	145.4	145.4	145.4	145.4	145.4	145.4	145.4	145.4
Parts and attachments for elevators and moving stairways		3534-3	06/81	162.3	162.6	162.6	162.6	162.6	162.6	162.6	162.6	161.9	161.9	161.9	161.9	161.9
Secondary products and miscellaneous receipts		3534-SM														

See footnotes at end of table.

Table 3. Producer price indexes for the net output of selected industries and their products, 2002¹—Continued

Industry and product	Industry code	Product code	Index base	Annual Average	January	February	March	April	May	June	July	August	September	October	November	December
Conveyors and conveying equipment	3535		06/84	139.7	139.4	139.6	139.6	140.1	139.0	139.2	139.4	139.5	139.5	140.2	140.3	140.2
Primary products		3535-P	06/84	137.2	137.5	137.6	137.6	138.0	136.8	136.8	136.9	137.0	137.0	137.2	137.3	137.2
Unit handling conveyors and conveying systems, except hoists and farm elevators		3535-3	06/84	130.1	130.8	131.0	131.1	131.6	129.5	129.5	129.5	129.6	129.6	129.8	129.8	129.6
Gravity conveyors (skate wheel and roller)		3535-311	06/84	130.9	131.1	131.1	131.1	131.1	131.1	131.1	131.1	131.1	131.1	131.1	131.1	129.4
Trolley conveyors (overhead systems)		3535-312	06/84	125.7	125.8	125.8	125.8	125.8	125.8	125.8	125.8	125.8	125.8	125.8	125.8	125.4
Powered conveyors (belt and roller)		3535-314	06/84	126.5	127.4	127.7	127.7	128.4	125.6	125.6	125.6	125.8	125.8	125.9	125.9	125.8
All other unit handling conveyors & conveying syst., incl. pneum. tube conveyors		3535-319	12/95	112.3	111.5	111.5	111.9	111.9	111.8	111.8	111.8	111.8	111.8	113.7	113.7	113.6
Parts and accessories for unit handling conveyors & conveying systems, sold sep		3535-4	06/84	144.3	143.4	143.6	143.6	143.8	144.1	144.1	144.5	144.5	144.5	145.2	145.2	145.1
Bulk material handling conveyors & conveying syst., exc. hoists & farm elevators		3535-5	06/84	136.1	135.8	135.9	135.7	136.0	136.0	136.0	136.3	136.3	136.3	136.4	136.5	136.5
Conveyors and elevators		3535-511	06/84	136.3	136.0	136.1	135.9	136.1	136.1	136.1	136.5	136.5	136.5	136.7	136.6	136.6
All other bulk handling conveyors and conveying syst. incl. loading, unloading		3535-514	06/01	100.5	100.4	100.4	100.4	100.4	100.4	100.4	100.4	100.4	100.4	100.4	100.9	100.9
Parts and accessories for bulk material handling conveyors and conveying systems		3535-6	06/84	165.6	164.9	164.9	164.9	165.4	165.4	165.4	165.4	165.4	165.4	165.5	167.4	167.4
Secondary products and miscellaneous receipts		3535-SM														
Miscellaneous receipts		3535-M	06/84	152.5	150.1	150.5	150.5	151.1	151.1	152.6	153.8	153.8	153.8	154.1	154.1	154.1
Secondary products		3535-S	06/84	145.9	143.5	143.5	143.5	144.1	144.1	144.1	144.1	144.1	144.1	152.1	151.8	152.2
Overhead traveling cranes, hoists, and monorail systems	3536		12/84	149.8	149.4	149.4	149.3	149.3	149.3	149.5	149.5	150.2	150.3	150.2	150.2	150.5
Primary products		3536-P	12/84	148.9	148.5	148.5	148.5	148.5	148.5	148.7	148.7	149.5	149.5	149.5	149.5	149.6
Hoists		3536-3	12/84	153.8	153.1	153.1	153.1	153.1	153.1	153.4	153.4	154.6	154.6	154.6	154.6	154.9
Hoists		3536-340	12/96	117.8	117.4	117.4	117.4	117.4	117.6	117.6	118.3	118.3	118.3	118.3	118.3	118.6
Parts and attachments for hoists (sold separately)		3536-345	12/84	149.7	148.7	148.7	148.7	148.7	148.7	149.1	149.1	150.8	151.0	151.0	151.0	151.0
Overhead traveling cranes and monorail systems		3536-4	12/84	143.1	142.9	142.9	142.8	142.8	142.8	143.0	143.0	143.4	143.4	143.3	143.3	143.3
Overhead traveling cranes and monorail systems, exc. const. power cranes		3536-420	12/96	106.8	106.8	106.8	106.7	106.7	106.7	106.8	106.8	106.9	106.9	106.9	106.9	106.9
Parts and attachments for cranes and monorail systems (sold separately)		3536-460	12/84	126.8	126.2	126.2	126.1	126.1	126.1	126.5	126.4	127.8	127.8	127.7	127.7	127.7
Secondary products and miscellaneous receipts		3536-SM														
Miscellaneous receipts		3536-M	12/84	149.2	149.0	149.0	148.9	148.9	148.9	148.9	148.9	148.9	148.9	148.9	148.9	152.2
Resales		3536-Z89	12/84	153.0	152.8	152.8	152.7	152.7	152.7	152.7	152.7	152.7	152.7	152.7	152.7	156.0
Secondary products		3536-S	12/84	146.9	146.5	146.5	146.5	146.5	146.5	146.5	146.5	147.3	147.3	147.3	147.3	147.3
Industrial trucks and tractors	3537		12/79	155.3	155.4	155.5	155.5	154.6	154.4	154.5	155.4	155.5	155.5	155.5	155.5	156.1
Primary products		3537-P	12/79	152.9	153.1	153.1	153.0	152.0	152.0	152.1	152.9	153.1	153.1	153.1	153.1	153.8
Industrial trucks and tractors, motorized and hand powered		3537-1	12/79	148.3	148.6	148.6	148.5	147.3	147.3	147.3	148.4	148.6	148.5	148.5	148.5	149.3
Work trucks w/ lifting & handling equip, riding, electric, self-propelled		3537-101	06/02	(¹)	(¹)	(¹)	(¹)	(¹)	(¹)	100.0	102.6	102.9	102.9	102.9	103.2	
Work trucks w/ lifting & handling equip, non-riding electric or any non-electric		3537-102	06/02	(¹)	(¹)	(¹)	(¹)	(¹)	(¹)	100.0	100.0	100.1	99.9	99.9	100.3	
Work trucks, not fitted with lifting and handling equipment, elec. or non elec		3537-103	06/02	(¹)	(¹)	(¹)	(¹)	(¹)	(¹)	100.0	100.0	100.1	100.1	100.1	101.4	
Bulk powered material moving equipment		3537-104	06/02	(¹)	(¹)	(¹)	(¹)	(¹)	(¹)	100.0	100.1	100.1	100.2	100.2	100.4	
Parts and attachments for industrial work trucks		3537-3	12/86	132.4	132.2	132.2	132.2	132.1	132.1	132.4	132.4	132.4	132.6	132.6	132.6	
Secondary products and miscellaneous receipts		3537-SM														
Miscellaneous receipts		3537-M	12/86	134.6	136.1	136.1	136.1	136.1	134.0	134.0	134.0	134.0	133.6	133.6	133.6	133.6
Resales		3537-Z89	12/86	99.4	100.9	100.9	100.9	100.9	98.8	98.8	98.8	98.8	98.5	98.5	98.5	98.5
Secondary products		3537-S	12/79	199.3	194.2	197.1	197.1	197.1	198.0	198.0	201.7	201.7	201.7	201.7	201.7	
Metalworking machinery and equipment	354		12/84	144.6	144.9	144.9	144.9	144.5	144.6	144.5	144.7	144.6	144.6	144.4	144.3	144.3

See footnotes at end of table.

Table 3. Producer price indexes for the net output of selected industries and their products, 2002¹—Continued

Industry and product	Industry code	Product code	Index base	Annual Average	January	February	March	April	May	June	July	August	September	October	November	December
Machine tools, metal cutting types	3541		06/83	151.7	152.7	152.9	152.6	151.2	151.0	151.2	152.6	152.6	152.8	150.7	150.3	150.3
Primary products		3541-P	06/83	146.4	147.7	147.8	147.4	145.7	145.6	145.8	147.5	147.5	147.6	145.1	144.5	144.5
Boring and drilling machines		3541-A	12/92	118.2	118.2	118.2	118.2	118.2	118.2	118.2	118.2	118.2	118.2	118.2	118.2	118.2
Machining centers		3541-B	06/83	137.3	141.4	141.4	141.4	140.3	140.3	140.3	140.3	140.3	140.3	128.5	126.5	126.5
Drill, mill, bore, vertical (automatic tool change)		3541-B4	06/83	122.6	129.4	129.4	129.4	129.4	129.4	129.4	129.4	129.3	129.3	102.3	102.3	(¹)
Station type machines		3541-C	06/83	156.9	167.4	167.4	163.2	152.7	152.7	154.4	154.4	154.4	154.4	154.4	153.7	153.7
Dial or rotary, trunnion and center column		3541-C11	06/83	128.8	138.6	138.6	134.2	121.1	121.1	127.5	127.5	127.5	127.5	127.5	127.5	127.5
Transfer		3541-C13	06/83	(¹)	170.6	170.6	166.8	(¹)	(¹)	(¹)	(¹)	(¹)	(¹)	(¹)	(¹)	(¹)
Other metal cutting machine tools		3541-D	06/83	154.4	156.1	157.3	156.9	155.7	153.8	153.8	153.8	153.8	153.8	152.9	152.4	152.4
Sawing and cutoff machines		3541-D4	06/83	158.0	158.7	161.1	161.1	160.6	156.8	156.8	156.8	156.8	156.8	156.8	156.8	156.8
Miscellaneous metal cutting machine tools, incl. tapping mach		3541-D6	06/83	183.2	186.7	186.7	186.7	183.4	183.4	183.4	183.4	183.6	183.6	180.4	178.5	178.5
Grinding, polishing, buffing, honing, and lapping machines		3541-4	06/83	172.5	171.2	171.2	172.8	172.8	172.8	172.8	172.8	172.8	172.8	172.8	172.8	172.8
All grinding, polishing, buffing, honing, and lapping machines valued at \$2500 each or more		3541-4B	06/83	173.1	171.8	171.8	173.4	173.4	173.4	173.4	173.4	173.4	173.4	173.4	173.4	173.4
External cylindrical grinding machines		3541-409	06/83	(¹)	193.2	193.2	197.4	(¹)	(¹)	(¹)	(¹)	(¹)	(¹)	(¹)	(¹)	(¹)
Surface grinding machines, all types		3541-431	06/88	(¹)	136.7	136.7	(¹)	(¹)	(¹)	(¹)	(¹)	(¹)	(¹)	(¹)	(¹)	(¹)
Tool and cutter grinding machines		3541-452	07/83	(¹)	168.2	168.2	(¹)	(¹)	(¹)	(¹)	(¹)	(¹)	(¹)	(¹)	(¹)	(¹)
All other grinding machines, n.e.c., including thread grinding machines		3541-492	06/83	158.3	156.2	156.2	158.7	158.7	158.7	158.7	158.7	158.7	158.7	158.7	158.7	(¹)
Turning machines (lathes), all types		3541-5	06/83	153.4	153.3	153.4	153.4	153.4	153.4	153.4	153.4	153.4	153.4	153.4	153.4	153.4
Vertical numerically controlled turning machines		3541-528	06/83	120.5	120.3	120.5	120.5	120.5	120.5	120.5	120.5	120.5	120.5	120.5	120.5	(¹)
Milling machines		3541-6	06/83	(¹)	156.3	(¹)	(¹)	(¹)	(¹)	(¹)	(¹)	(¹)	(¹)	(¹)	(¹)	(¹)
Parts for metal cutting machine tools, sold separately, & rebuilt machine tools		3541-9	06/83	119.0	113.3	113.3	113.3	113.3	113.3	113.3	124.1	124.1	124.9	124.9	124.9	125.1
Parts for metal cutting type machine tools, sold separately		3541-911	06/83	112.3	104.1	104.1	104.1	104.1	104.1	104.1	119.1	119.1	121.1	121.1	121.1	121.4
Rebuilt metal cutting type machine tools		3541-941	08/83	152.2	153.2	153.2	153.2	153.2	153.2	153.2	153.2	153.2	150.2	150.2	150.2	(¹)
Secondary products and miscellaneous receipts		3541-SM														
Miscellaneous receipts		3541-M	06/83	196.0	194.8	196.4	195.8	196.1	196.1	196.1	196.1	196.1	196.1	196.1	196.1	196.1
Contract work and other miscellaneous receipts		3541-XY9	06/88	208.6	206.4	208.8	208.8	208.8	208.8	208.8	208.8	208.8	208.8	208.8	208.8	208.8
Resales		3541-Z89	06/83	148.1	148.7	148.7	147.4	148.1	148.1	148.1	148.1	148.1	148.1	148.1	148.1	148.1
Secondary products		3541-S	06/83	154.3	154.3	154.3	154.3	154.4	153.9	153.7	153.5	153.0	154.2	154.2	156.1	155.3
Metal forming machine tools	3542		06/81	177.2	176.0	176.8	176.8	176.8	177.3	177.3	177.3	177.6	177.7	177.7	177.7	177.7
Primary products		3542-P	06/81	182.4	181.0	181.8	181.8	181.9	182.5	182.5	182.5	182.8	182.9	182.9	182.9	182.9
Punching, shearing, bending, and forming machines		3542-1	06/81	149.5	148.2	148.3	148.3	148.5	150.1	150.1	150.0	150.0	150.2	150.2	150.2	150.2
Punching machinery		3542-111	09/88	127.6	127.6	127.6	127.6	127.6	127.6	127.6	127.6	127.6	127.6	127.6	(¹)	(¹)
Punching machines, fixed position and two axes positioning table		3542-11111	12/92	127.8	127.8	127.8	127.8	127.8	127.8	127.8	127.8	127.8	127.8	127.8	(¹)	(¹)
Shearing machinery		3542-121	12/92	126.3	121.8	121.8	121.8	122.3	128.3	128.3	128.0	128.0	128.7	128.7	128.7	128.7
Shearing machinery		3542-12114	12/92	126.3	121.8	121.8	121.8	122.3	128.3	128.3	128.0	128.0	128.7	128.7	128.7	128.7
Bending and forming machinery		3542-131	06/81	148.1	147.6	147.9	147.9	148.1	148.2	148.2	148.2	148.2	148.2	148.2	148.2	148.2
Other bending and forming machines including folders		3542-13118	12/86	146.1	145.2	145.8	145.8	146.3	146.3	146.3	146.3	146.3	146.3	146.3	146.3	146.3
Presses, except forging		3542-2	06/81	194.8	194.7	194.7	194.7	194.7	194.7	194.7	194.8	194.8	194.9	194.9	194.9	194.9
Mechanical presses		3542-211	06/81	198.4	198.3	198.3	198.3	198.3	198.3	198.4	198.4	198.4	198.4	198.4	198.4	198.4
Vertical, straight-sided and arch frame		3542-21112	06/81	151.7	151.5	151.5	151.5	151.5	151.5	152.0	152.0	152.0	152.0	152.0	152.0	152.0
Hydraulic presses		3542-212	06/81	181.3	181.2	181.2	181.2	181.2	181.2	181.2	181.2	181.2	181.5	181.5	181.5	181.5
Other hydraulic presses		3542-21213	06/81	137.7	137.5	137.5	137.5	137.5	137.5	137.5	137.5	137.5	138.2	138.2	138.2	138.2
Other metal forming machine tools and forging machines		3542-3	06/81	209.7	209.0	209.0	209.0	209.0	209.0	209.0	209.0	210.7	210.7	210.7	210.7	210.7
Other metal forming machine tools		3542-312	06/81	225.0	224.1	224.1	224.1	224.1	224.1	224.1	224.1	226.3	226.3	226.3	226.3	226.3
Rebuilt metal forming machine tools and parts for metal forming machine tools		3542-4	06/81	185.2	182.1	185.5	185.5	185.5	185.5	185.5	185.5	185.5	185.5	185.5	185.5	185.5

See footnotes at end of table.

Table 3. Producer price indexes for the net output of selected industries and their products, 2002¹—Continued

Industry and product	Industry code	Product code	Index base	Annual Average	January	February	March	April	May	June	July	August	September	October	November	December
Metal forming machine tools—Continued																
Parts for metal forming machine tools		3542-413	06/81	180.3	177.3	180.6	180.6	180.6	180.6	180.6	180.6	180.6	180.6	180.6	180.6	180.6
Secondary products and miscellaneous receipts		3542-SM														
Secondary products		3542-S	06/81	149.5	149.0	150.0	150.0	149.4	149.4	149.4	149.4	149.4	149.4	149.4	149.4	149.4
Other secondary products		3542-SSS	12/92	109.8	109.0	109.8	109.8	109.8	109.8	109.8	109.8	109.8	109.8	109.8	109.8	109.8
Industrial patterns	3543		12/84	131.0	129.9	130.2	130.3	130.7	130.7	130.6	131.9	131.9	131.9	131.9	130.7	130.9
Primary products		3543-P	12/84	131.0	130.1	130.3	130.4	130.7	130.7	130.6	132.0	132.0	132.0	132.0	130.7	130.9
Industrial patterns, except shoe patterns		3543-1	12/84	131.0	130.1	130.3	130.4	130.7	130.7	130.6	132.0	132.0	132.0	132.0	130.7	130.9
Foundry patterns		3543-115	12/84	131.3	130.6	130.6	130.8	130.8	130.8	130.8	132.5	132.5	132.5	132.5	130.9	131.1
All other industrial patterns, except shoe patterns		3543-198	12/84	136.3	134.3	135.3	135.3	137.0	137.0	136.7	136.7	136.7	136.7	136.7	136.7	136.7
Secondary products and miscellaneous receipts		3543-SM														
Secondary products		3543-S	12/84	128.1	125.9	127.5	127.5	128.7	129.0	128.4	128.4	128.4	128.4	128.4	128.4	128.4
Special tools, dies, jigs, fixtures and industrial molds	3544		06/81	145.7	146.6	146.5	146.5	145.6	145.6	145.4	145.6	145.5	145.5	145.4	145.4	145.3
Primary products		3544-P	06/81	148.3	149.4	149.2	149.2	148.2	148.2	148.0	148.2	148.0	148.0	147.9	147.9	147.9
Special tools, dies, jigs and fixtures		3544-1	06/81	162.4	162.8	162.6	162.6	162.0	162.0	161.9	162.5	162.4	162.4	162.5	162.5	162.5
Jigs and fixtures, all types		3544-11	06/81	229.7	229.3	229.3	229.3	229.3	229.3	229.3	229.8	229.8	229.8	230.5	230.5	230.5
Gauging and checking types, under 1,000 pounds weight		3544-113	06/81	230.8	230.8	230.8	230.8	230.8	230.8	230.8	230.8	230.8	230.8	230.8	230.8	230.8
Gauging and checking types, 1,000 pounds weight and over		3544-115	06/94	100.0	100.0	100.0	100.0	100.0	100.0	100.0	100.0	100.0	100.0	100.0	(²)	(²)
All other jigs and fixtures (holding, positioning, layout, assembly), under 1,000 pounds		3544-117	06/81	211.8	211.2	211.2	211.2	211.2	211.2	211.2	211.2	211.2	211.2	213.8	213.8	213.8
Dies, metal cutting only		3544-12	06/81	137.0	137.8	137.7	137.7	136.9	136.9	136.8	136.8	136.8	136.8	136.6	136.6	136.6
Forming and drawing dies		3544-1E	06/81	141.8	144.3	143.5	143.5	141.8	141.8	141.2	141.2	141.2	141.2	140.5	140.5	140.5
Forming and drawing dies, 500 pounds weight and under		3544-122	06/81	136.8	136.8	136.8	136.8	136.8	136.8	136.8	136.8	136.8	136.8	136.8	136.8	136.8
Forming and drawing dies, over 3,000 pounds weight		3544-126	06/94	99.3	103.3	102.0	102.0	99.4	99.4	98.5	98.5	98.5	98.5	97.4	97.4	97.4
Stamping dies, including lamination and blanking dies		3544-1F	06/81	128.8	128.8	128.8	128.8	128.8	128.8	128.8	128.8	128.8	128.8	128.8	128.8	128.8
Stamping dies, progressive type, high-speed steel		3544-127	06/81	113.0	113.0	113.0	113.0	113.0	113.0	113.0	113.0	113.0	113.0	113.0	113.0	113.0
All other stamping type dies (punch, trim, notch, perforate, etc.)		3544-129	06/81	138.2	138.2	138.2	138.2	138.2	138.2	138.2	138.2	138.2	138.2	138.2	138.2	138.2
Forging dies, including cold forging and heading		3544-1H														
All other dies		3544-1J	06/94	108.2	108.3	108.3	108.3	108.3	108.3	108.3	108.2	108.2	108.1	108.1	108.1	108.1
Components and parts for dies		3544-1K	06/94	110.3	111.3	111.3	111.3	109.9	109.9	109.9	110.0	110.0	110.0	110.0	110.0	110.0
Die sets		3544-173	06/94	107.4	119.0	119.0	119.0	103.2	103.2	103.2	103.7	103.7	103.7	103.7	103.7	(²)
Other components and parts for dies, including standard punches, springs, etc.		3544-179	06/94	109.0	108.5	108.5	108.5	109.2	109.2	109.2	109.2	109.2	109.2	109.2	109.2	109.2
Other specially designed tooling, prototypes, and models		3544-19	10/82	154.0	152.0	152.0	152.0	152.1	152.1	152.1	155.9	155.9	155.9	155.9	155.9	155.9
Industrial molds		3544-2	06/81	127.5	129.5	129.2	129.2	127.7	127.7	127.3	127.0	126.6	126.6	126.3	126.3	126.3
Metal industrial molds for casting metal or metal carbide		3544-21	06/81	133.6	133.6	133.6	133.6	133.6	133.6	133.6	133.6	133.6	133.6	133.6	133.6	133.6
Metal injection or compression die casting types, except ingot molds		3544-211	06/81	139.6	139.6	139.6	139.6	139.6	139.6	139.6	139.6	139.6	139.6	139.6	139.6	139.6
All other metal foundry molds, except ingot molds		3544-213	06/94	99.1	99.1	99.1	99.1	99.1	99.1	99.1	99.1	99.1	99.1	99.1	99.1	99.1
Metal industrial molds for molding wax		3544-22														
Metal industrial molds for molding rubber, including tire molds		3544-23														
Metal industrial molds for molding plastic		3544-25	06/81	125.0	125.8	125.4	125.4	125.1	125.1	124.9	124.9	124.9	124.9	124.5	124.5	124.5
Metal injection molds for plastic		3544-251	06/81	122.6	123.6	123.1	123.1	122.7	122.7	122.5	122.5	122.5	122.5	122.0	122.0	122.0
Metal compression molds for plastic, including matched metal molds		3544-255	06/94	113.8	113.8	113.8	113.8	113.8	113.8	113.8	113.8	113.8	113.8	113.8	113.8	113.8

See footnotes at end of table.

Table 3. Producer price indexes for the net output of selected industries and their products, 2002¹—Continued

Industry and product	Industry code	Product code	Index base	Annual Average	January	February	March	April	May	June	July	August	September	October	November	December
Special tools, dies, jigs, fixtures and industrial molds —Continued																
All other industrial molds		3544-26	12/86	112.7	115.3	115.3	115.3	112.9	112.9	112.9	112.9	111.0	111.0	111.0	111.0	111.0
All other molds made of metal (including molds for glass and other products) and mold bases		3544-261	06/87	115.0	118.6	118.6	118.6	115.3	115.3	115.3	115.3	112.7	112.7	112.7	112.7	112.7
Components and parts for industrial molds		3544-27	12/86	120.0	124.8	124.8	124.8	121.5	121.5	121.5	117.6	116.8	116.8	116.8	116.8	116.8
Secondary products and miscellaneous receipts		3544-SM														
Miscellaneous receipts		3544-M	03/87	105.9	105.4	105.4	105.4	105.9	105.9	105.9	106.2	106.2	106.2	106.2	106.2	106.2
Resales		3544-Z89	06/94	121.5	119.6	119.6	119.6	121.5	121.5	121.5	122.4	122.4	122.4	122.4	122.4	122.4
Secondary products		3544-S	06/81	130.7	130.7	130.7	130.7	130.7	130.7	130.7	130.7	130.7	130.8	130.8	130.4	130.4
Machine tool accessories	3545															
Primary products		3545-P	06/83	142.4	142.6	142.4	142.4	142.5	142.5	142.6	142.4	142.2	142.2	142.4	142.5	142.5
Small cutting tools for machine tools and metalworking machinery		3545-1	06/83	140.1	140.1	139.9	139.9	140.1	140.1	140.1	140.1	139.9	139.9	140.1	140.2	140.2
Twist drills, gun drills, combined drills, countersinks, and counterbores		3545-12	06/83	134.5	134.5	134.3	134.3	134.5	134.6	134.7	134.7	134.4	134.4	134.3	134.5	134.5
Carbon steel and high-speed steel shank twist drills ..		3545-123	06/83	129.7	130.8	129.8	129.8	130.0	130.1	130.5	130.5	129.0	129.0	129.0	129.0	129.0
Other twist drills, gun drills, countersinks, and counterbores		3545-124	12/00	137.8	138.6	138.6	138.6	138.9	139.0	139.0	139.0	136.3	136.3	136.2	136.2	136.2
End mills and milling cutters		3545-15	06/83	97.7	98.8	97.1	97.1	97.1	97.1	97.9	97.9	97.8	97.8	97.9	97.9	97.9
Threading tools		3545-17	06/83	139.7	139.6	139.6	139.6	139.6	139.6	139.6	139.6	139.6	139.5	139.5	140.5	140.5
Blanks, lips, and inserts		3545-18	06/83	140.7	140.7	140.7	140.7	140.7	140.7	140.7	140.7	140.7	140.7	140.7	140.7	140.6
Other cutting tools, including broaches, reamers, hobs, and rotary burrs		3545-199	12/00	134.0	133.9	134.0	134.0	134.0	134.0	134.0	134.0	134.0	134.0	134.0	134.0	134.0
Precision measuring tools (inspection, quality control, and tool room)		3545-2	06/83	102.2	101.6	101.6	101.7	102.3	102.3	102.4	102.3	102.5	102.5	102.5	102.5	102.6
Other attachments and accessories for machine tools and metalworking machinery		3545-3	06/83	152.6	152.2	152.4	152.4	152.4	152.4	152.4	152.4	152.4	152.4	153.2	153.2	153.2
Tool holders		3545-31	06/83	153.7	153.8	153.8	153.8	153.7	153.7	153.4	153.4	153.4	153.4	153.8	153.8	153.8
Work holding devices and other attachments and accessories		3545-38	12/00	154.3	154.4	154.5	154.5	154.3	154.3	154.1	154.1	154.1	154.1	154.3	154.3	154.2
Secondary products and miscellaneous receipts		3545-SM														
Miscellaneous receipts		3545-M	01/87	102.0	102.2	102.1	102.1	102.1	102.1	101.8	101.8	101.8	101.8	102.2	102.2	102.2
Contract work and other miscellaneous receipts		3545-XY9	06/88	155.6	154.9	155.5	155.5	155.5	155.5	155.5	155.5	155.5	155.5	156.0	156.0	156.0
Resales		3545-Z89	01/87	162.6	162.6	162.6	162.6	162.6	162.6	162.6	162.6	162.6	162.6	162.6	162.6	162.6
Secondary products		3545-S	06/83	142.4	141.3	142.2	142.2	142.2	142.3	142.3	142.3	142.3	142.3	143.0	143.0	143.0
Power driven hand tools	3546															
Primary products		3546-P	12/80	172.8	173.3	173.2	173.2	173.1	173.1	173.1	173.1	172.3	172.3	172.3	172.3	172.3
Power driven hand tools, electric and battery powered ..		3546-1	12/80	163.3	163.8	163.7	163.7	163.7	163.7	163.7	163.7	162.7	162.7	162.7	162.8	162.8
Parts, attachments and accessories for electric-powered hand tools (sold separately)		3546-136	08/87	157.4	158.0	158.0	158.0	158.0	158.0	158.0	158.0	156.6	156.6	156.6	156.6	156.6
Drills: armature mounted primarily on other than sleeve bearings		3546-182	12/80	115.8	117.4	117.4	117.4	117.4	117.4	117.4	117.4	113.7	113.7	113.7	113.7	113.7
Over 1/4 inch chuck size to under 1/2 inch		3546-18207	12/80	170.5	170.5	170.5	170.5	170.5	170.5	170.5	170.5	170.5	170.5	170.5	170.5	170.5
Grinders, polishers, and circular sanders except bench grinders		3546-183	12/80	145.5	145.5	145.5	145.5	145.5	145.5	145.5	145.5	145.5	145.5	145.5	145.5	145.5
Sanders, except circular		3546-184	12/80	(²)	184.8	184.8	184.8	184.8	184.8	184.8	184.8	184.8	(²)	(²)	(²)	(²)
Oscillating, reciprocating and vibrating		3546-18434	12/80	150.9	150.9	150.9	150.9	150.9	150.9	150.9	150.9	150.9	150.9	150.9	150.9	150.9
Circular saws: armature mounted primarily on other than sleeve bearings		3546-185	12/80	154.6	154.6	154.6	154.6	154.6	154.6	154.6	154.6	154.6	154.6	154.6	154.6	154.6
Between 7 inch and 8 inch blade		3546-18516	12/80	170.5	170.5	170.5	170.5	170.5	170.5	170.5	170.5	170.5	170.5	170.5	170.5	170.5
Saws - jig, saber, reciprocating		3546-186	12/80	148.8	148.8	148.8	148.8	148.8	148.8	148.8	148.8	148.8	148.8	148.8	148.8	148.8
Armature mounted primarily on other than ball bearings		3546-18619	06/93	123.7	123.7	123.7	123.7	123.7	123.7	123.7	123.7	123.7	123.7	123.7	123.7	123.7
				99.1	99.1	99.1	99.1	99.1	99.1	99.1	99.1	99.1	99.1	99.1	99.1	99.1

See footnotes at end of table.

Table 3. Producer price indexes for the net output of selected industries and their products, 2002¹—Continued

Industry and product	Industry code	Product code	Index base	Annual Average	January	February	March	April	May	June	July	August	September	October	November	December
Power driven hand tools—Continued																
Power driven hand tools, pneumatic, hydraulic and powder actuated		3546-2	12/80	196.2	196.7	196.1	196.1	196.1	196.1	196.1	196.1	196.1	196.1	196.1	196.1	196.2
Drills, screwdrivers, nutrunners-pneumatic		3546-238	12/95	117.7	117.3	117.8	117.8	117.8	117.8	117.8	117.8	117.8	117.8	117.8	117.8	117.8
Impact wrenches - pneumatic		3546-241	12/80	(²)	(²)	(²)	(²)	(²)	(²)	(²)	(²)	(²)	(²)	(²)	(²)	(²)
Other grinders, polishers, and sanders		3546-244	06/93	123.1	122.3	123.1	123.1	123.1	123.1	123.1	123.1	123.1	123.1	123.1	123.1	123.1
Other hydraulic powered hand tools		3546-272	06/93	99.0	99.0	99.0	99.0	99.0	99.0	99.0	99.0	99.0	99.0	99.0	99.0	99.0
Secondary products and miscellaneous receipts		3546-SM														
Miscellaneous receipts		3546-M	06/86	152.1	152.5	152.5	152.5	152.0	152.0	152.0	152.0	152.0	152.0	152.0	152.0	152.0
Resales		3546-Z89	06/86	152.1	152.5	152.5	152.5	152.0	152.0	152.0	152.0	152.0	152.0	152.0	152.0	152.0
Secondary products		3546-S	12/80	194.0	194.0	194.0	194.0	194.0	194.0	194.0	194.0	194.0	194.0	194.0	194.0	194.0
Rolling mill machinery	3547		12/81	164.8	164.3	164.5	164.5	164.5	164.5	164.5	164.9	164.9	165.2	165.2	165.2	165.2
Primary products		3547-P	12/81	166.7	166.1	166.3	166.3	166.3	166.3	166.3	166.9	166.9	167.2	167.2	167.2	167.2
Hot rolling mill machinery, except tube rolling		3547-1	12/81	149.4	148.3	149.1	149.1	149.1	149.1	149.1	149.1	149.1	150.1	150.1	150.1	150.1
Other hot rolling mill machinery and equipment, including parts		3547-118	12/87	143.7	142.1	143.3	143.3	143.3	143.3	143.3	143.3	143.3	144.7	144.7	144.7	144.7
Cold rolling mill machinery		3547-2	06/93	97.4	96.4	96.4	96.4	96.4	96.4	96.4	98.4	98.4	98.4	98.4	98.4	98.4
Other cold rolling mill machinery and equipment, including parts		3547-228	06/93	97.4	96.4	96.4	96.4	96.4	96.4	96.4	98.4	98.4	98.4	98.4	98.4	98.4
Rolling mill machinery, n.e.c., including tube mill machinery		3547-3	12/81	(²)	(²)	(²)	(²)	(²)	(²)	190.5	190.5	190.5	(²)	(²)	(²)	(²)
Gas and electric welding and soldering equipment	3548		12/84	160.5	159.7	160.0	160.5	160.9	161.1	160.9	160.8	160.8	160.3	160.3	160.1	160.2
Primary products		3548-P	12/84	165.0	164.3	164.6	165.0	165.5	165.7	165.5	165.4	165.4	164.8	164.9	164.6	164.7
Arc welding machines, comp., & acces., exc. electrodes (excl. stud welding eq.)		3548-1	12/84	161.8	160.7	161.0	161.3	162.1	162.3	162.3	162.3	162.3	162.3	162.3	161.6	161.6
Arc welding electrodes, metal		3548-2	12/84	183.9	183.2	183.3	184.6	184.4	184.7	184.1	184.6	184.8	182.9	183.2	183.2	183.4
Resistance welders, components, accessories, and electrodes		3548-3	12/84	147.9	146.9	146.9	146.9	148.4	148.4	148.4	148.3	148.3	148.3	148.2	148.2	148.2
Gas welding and cutting equipment, parts, attachments, and accessories		3548-4	06/83	164.5	164.3	164.5	164.5	164.5	164.7	164.7	164.7	164.7	164.4	164.4	164.4	164.4
Other welding and soldering equipment and acc. (exc. arc, resistance and gas)		3548-5	06/90	117.8	118.0	118.9	118.6	118.6	118.6	118.6	117.2	117.0	117.0	117.0	117.0	117.0
Secondary products and miscellaneous receipts		3548-SM														
Miscellaneous receipts		3548-M	12/84	149.7	148.7	149.9	149.9	149.7	149.7	149.7	149.7	149.7	149.7	149.7	149.7	149.7
Secondary products		3548-S	12/84	131.9	131.4	131.4	131.4	132.1	132.1	132.1	132.1	132.1	132.1	132.1	132.1	132.1
Metalworking machinery, not elsewhere classified	3549		06/83	172.4	172.2	172.2	172.2	172.2	172.2	172.2	172.1	172.5	172.6	172.9	173.0	172.4
Primary products		3549-P	06/83	170.4	170.3	170.2	170.2	170.2	170.2	170.2	170.1	170.7	170.8	170.8	171.0	170.3
Assembly machines		3549-2	06/83	157.2	157.0	156.9	156.9	156.9	156.9	156.9	157.1	157.5	157.7	157.7	157.5	157.5
Transfer type assembly machines		3549-213	12/97	104.2	104.1	103.8	103.8	103.8	103.8	103.8	103.8	104.7	104.6	104.6	104.6	104.6
Special purpose and all other types		3549-219	06/83	157.7	157.5	157.5	157.5	157.5	157.5	157.5	157.9	157.8	158.1	158.1	157.8	157.8
Other metalworking machinery		3549-5	06/83	184.3	184.4	184.6	184.6	184.6	184.5	184.5	183.6	184.3	184.3	184.4	185.0	182.9
Machines for weaving and wire fabricating and wire drawing machines and draw benches		3549-511	06/83	176.2	176.2	176.2	176.2	176.2	176.2	176.2	176.2	176.2	176.2	176.2	176.2	176.2
Coil handling equipment (conversion or straightening)		3549-541	06/83	183.4	183.7	184.5	184.5	184.3	184.2	184.2	181.3	183.3	183.3	183.7	183.7	180.4
All other metalworking machinery n.e.c.		3549-598	06/83	190.9	190.9	190.9	190.9	190.9	190.9	190.9	190.9	190.9	190.9	190.9	192.1	190.0
Secondary products and miscellaneous receipts		3549-SM														
Miscellaneous receipts		3549-M	12/97	(²)	(²)	(²)	(²)	(²)	(²)	(²)	(²)	(²)	104.6	104.6	104.6	104.6
Secondary products		3549-S	06/83	183.6	183.0	183.0	183.0	183.0	183.0	183.0	183.0	183.0	183.0	185.5	185.5	185.5
Special industry machinery, except metalworking machinery	355		12/84	149.6	149.5	149.6	149.7	149.7	149.8	149.2	149.4	149.1	149.4	149.6	149.7	150.0
Textile machinery	3552		12/80	181.8	182.1	182.2	182.2	181.5	181.5	181.4	181.4	181.4	181.5	181.9	182.0	182.1

See footnotes at end of table.

Table 3. Producer price indexes for the net output of selected industries and their products, 2002¹—Continued

Industry and product	Industry code	Product code	Index base	Annual Average	January	February	March	April	May	June	July	August	September	October	November	December
Textile machinery—Continued																
Primary products		3552-P	12/80	188.0	188.4	188.6	188.6	187.7	187.7	187.6	187.6	187.6	187.7	187.9	188.1	188.2
Textile machinery, except parts and attachments		3552-1	12/80	186.5	185.5	186.1	186.1	186.6	186.6	186.6	186.7	186.7	186.7	186.7	186.7	186.9
Fabrics machinery		3552-1A														
Fabrics machinery		3552-1111	12/93	101.4	101.3	101.3	101.3	101.3	101.3	101.3	101.3	101.3	101.3	101.3	101.3	102.4
Fiber-to-fabrics textile machinery		3552-1B	06/86	121.5	119.8	120.8	120.8	121.7	121.7	121.7	121.8	121.8	121.8	121.8	121.8	121.8
Other textile machinery		3552-1C	06/86	148.7	148.7	148.7	148.7	148.7	148.7	148.7	148.7	148.7	148.7	148.7	148.7	148.3
Bleaching, dyeing, and finishing machinery		3552-185	12/80	(²)	203.0	203.0	203.0	203.0	203.0	203.0	(²)	(²)	(²)	(²)	(²)	(²)
Other textile machinery		3552-199	12/80	154.3	154.4	154.4	154.4	154.4	154.4	154.4	154.4	154.4	154.4	154.4	154.4	153.6
Parts and attachments for textile machinery		3552-2	12/80	189.7	192.7	192.1	192.1	188.6	188.6	188.3	188.3	188.3	188.6	189.2	189.6	189.6
Textile machinery turnings and shapes		3552-211	12/80	254.3	254.3	254.3	254.3	254.3	254.3	254.3	254.3	254.3	254.3	254.3	254.3	254.3
Parts and attachments for fiber-to-fabrics machinery		3552-232	12/80	233.3	235.9	232.5	232.8	233.2	233.2	233.2	233.2	233.2	233.2	233.2	233.2	233.2
Parts and attachments for power looms		3552-241	12/80	168.9	179.3	179.3	179.3	165.2	165.2	164.1	164.1	164.1	165.0	166.1	167.5	167.5
Parts and attachments for bleaching, dyeing and finishing machinery		3552-271	12/80	157.3	157.3	157.3	157.3	157.3	157.3	157.3	157.3	157.3	157.3	157.3	157.3	157.3
Parts and attachments for other textile machinery, including printing		3552-299	12/80	156.7	156.5	156.5	156.5	156.5	156.5	156.5	156.5	156.5	156.5	157.4	157.4	157.4
Secondary products and miscellaneous receipts		3552-SM														
Miscellaneous receipts		3552-M	06/86	113.6	113.4	113.4	113.4	113.4	113.4	113.4	113.4	113.4	113.4	114.3	114.3	114.3
Resales		3552-Z89	12/93	102.2	102.0	102.0	102.0	102.0	102.0	102.0	102.0	102.0	102.0	102.8	102.8	102.8
Woodworking machinery	3553		12/80	158.4	157.1	158.0	158.4	158.4	158.4	158.4	158.4	158.4	158.4	159.1	159.1	159.1
Primary products		3553-P	12/80	163.3	161.7	162.8	163.3	163.3	163.2	163.2	163.2	163.2	163.2	164.2	164.2	164.2
Woodworking machinery including parts, excluding home workshop types		3553-1	12/80	153.6	151.8	153.0	153.5	153.5	153.4	153.4	153.4	153.4	153.4	154.8	154.8	154.8
Sawmill equipment		3553-112	12/80	169.4	168.2	168.2	169.7	169.7	169.3	169.3	169.3	169.3	169.3	170.2	170.2	170.2
Sawing machines, except sawmill equipment		3553-162	12/80	163.4	163.1	163.1	163.1	163.1	163.2	163.2	163.2	163.2	163.1	164.0	164.0	164.0
Straight-line machinery, including jointers, moulders, planers, sanders, surfacers, etc.		3553-173	12/80	188.5	184.2	188.3	188.3	188.3	188.3	188.3	188.3	188.3	188.3	190.4	190.4	190.4
Other woodworking machinery, including lathes, clamping machinery, presses, roll coaters, etc.		3553-197	06/94	96.0	95.2	95.2	95.2	95.2	95.2	95.2	95.2	95.2	95.2	98.1	98.1	98.1
Parts, attachments, and accessories, excluding saw blades and cutting tools		3553-199	12/80	136.2	135.7	135.7	135.7	135.9	135.9	135.9	135.9	135.9	135.9	137.2	137.2	137.2
Secondary products and miscellaneous receipts		3553-SM														
Miscellaneous receipts		3553-M	04/81	71.2	71.2	71.2	71.2	71.2	71.2	71.2	71.2	71.2	71.2	71.2	71.2	71.2
Resales		3553-Z89	04/81	71.2	71.2	71.2	71.2	71.2	71.2	71.2	71.2	71.2	71.2	71.2	71.2	71.2
Secondary products		3553-S	12/80	179.2	179.2	179.2	179.2	179.2	179.2	179.2	179.2	179.2	179.2	179.2	179.2	179.2
Paper industries machinery	3554		06/82	170.7	169.7	169.8	170.3	170.5	170.5	170.9	170.9	171.1	171.2	171.4	171.4	171.4
Primary products		3554-P	06/82	174.6	173.4	173.5	174.1	174.3	174.3	174.8	174.8	175.1	175.1	175.3	175.3	175.3
Pulp mill machinery		3554-2	10/95	109.1	108.2	108.2	108.9	109.7	109.7	109.3	(²)	(²)	108.8	109.3	109.3	109.3
Deckers, thickeners, bleaching equipment, pulp screens, washers, and save-alls		3554-225	10/95	107.1	106.3	106.3	106.3	108.4	108.4	107.5	(²)	(²)	106.6	106.9	106.9	106.9
Other pulp mill mach., incl. grinders, digesters, pulp refiners and processors		3554-226	10/95	(²)	111.7	111.7	111.7	111.7	(²)	(²)	(²)	(²)	(²)	(²)	(²)	(²)
Paper mill machinery		3554-3	06/82	158.5	157.5	157.4	157.9	157.9	157.8	158.8	158.8	159.3	159.3	159.3	159.3	159.3
Paper machines		3554-342	06/82	163.7	163.7	163.7	163.7	163.7	163.7	163.7	163.7	163.7	163.7	163.7	163.7	163.7
Paper making machines and coating machines		3554-34247	06/82	(²)	148.0	148.0	148.0	148.0	148.0	148.0	148.0	148.0	(²)	(²)	(²)	(²)
Finishing machinery, including calendaring, and other paper mill machinery		3554-34249	06/82	176.9	176.9	176.9	176.9	176.9	176.9	176.9	176.9	176.9	176.9	176.9	176.9	176.9
Parts and attachments for paper mill machinery (sold separately)		3554-381	06/82	152.3	149.5	149.3	150.5	150.5	150.4	153.1	153.1	154.3	154.3	154.3	154.3	154.3
Paper and paperboard converting equipment		3554-4	06/82	193.5	192.1	192.6	193.2	193.4	193.4	193.4	193.4	193.5	193.9	194.3	194.3	194.3
Box, carton and shipping container making machines, including molding machines		3554-454	03/97	(²)	112.1	112.1	112.1	112.1	112.1	112.1	(²)	(²)	(²)	(²)	(²)	(²)

See footnotes at end of table.

Table 3. Producer price indexes for the net output of selected industries and their products, 2002¹—Continued

Industry and product	Industry code	Product code	Index base	Annual Average	January	February	March	April	May	June	July	August	September	October	November	December
Paper industries machinery—Continued																
Other paper and paperboard equipment including coating and laminating machinery		3554-459	06/82	186.7	185.9	186.4	186.4	186.9	186.9	186.9	186.9	186.9	186.9	186.9	186.9	186.9
Parts and attachments for paper and paperboard converting mach. (sold separately)		3554-481	06/82	202.3	200.6	201.5	202.1	202.1	202.1	202.1	202.1	202.2	202.5	203.4	203.4	203.4
Secondary products and miscellaneous receipts		3554-SM														
Secondary products		3554-SSS	03/97	108.9	108.9	108.9	108.9	108.9	108.9	108.9	108.9	108.9	108.9	108.9	108.9	108.9
Printing trades machinery																
Primary products	3555	3555-P	12/82	145.9	144.2	144.4	144.6	144.4	146.2	146.2	146.5	146.6	146.6	146.7	147.0	147.0
Printing presses, offset lithographic		3555-1	12/82	144.1	143.3	143.5	143.7	143.5	144.0	143.9	144.3	144.5	144.5	144.5	144.5	144.5
Printing presses, other than lithographic		3555-2	12/82	162.4	162.4	162.4	162.4	162.4	162.4	162.4	162.4	162.4	162.4	162.4	162.4	162.4
Binding machinery and equipment		3555-6	12/88	169.3	168.5	168.5	169.6	169.6	169.5	169.4	169.4	169.4	169.4	169.4	169.4	169.4
Printing trades machinery, n.e.c.		3555-7	12/88	135.6	133.0	133.0	133.3	133.3	136.2	136.2	137.1	137.1	137.1	137.1	137.1	137.1
Other printing machinery and equipment, incl. pre-press preparation equipment		3555-779	06/01	119.8	119.3	119.7	119.8	119.4	119.5	119.5	119.9	120.2	120.2	120.2	120.2	120.2
Parts, attachments, and accessories for printing trades machinery		3555-791	06/01	97.7	97.9	97.5	97.5	97.1	97.1	97.1	97.7	98.0	98.0	98.0	98.0	98.0
Secondary products and miscellaneous receipts		3555-SM														
Miscellaneous receipts		3555-M	12/82	101.6	100.0	101.5	101.7	101.7	101.7	101.7	101.7	101.7	101.7	101.8	101.8	101.8
Secondary products		3555-SM														
Miscellaneous receipts		3555-M	12/82	167.8	158.5	158.5	158.5	158.5	171.6	171.6	171.6	171.6	171.6	171.9	174.9	174.9
Food products machinery																
Primary products	3556	3556-P	12/83	172.6	172.4	172.6	172.9	172.9	172.8	172.4	172.7	172.8	172.8	172.7	172.2	172.5
Dairy and milk products plant machinery		3556-1	12/83	178.4	178.2	178.3	178.7	178.7	178.7	178.1	178.6	178.7	178.7	178.5	177.9	178.3
Commercial food products machinery		3556-2	12/83	181.9	181.9	181.9	181.9	181.9	181.9	181.9	181.9	181.9	181.9	181.9	181.9	181.9
Commercial food products machinery, except bakery equipment		3556-2A	12/88	169.5	169.9	169.9	170.3	170.3	170.3	169.0	169.0	169.0	169.0	169.0	169.0	169.0
Other commercial food preparation machinery, including tenders (power driven)		3556-249	12/83	134.6	134.2	134.2	134.7	134.7	134.7	134.7	134.7	134.7	134.7	134.7	134.7	134.7
Bakery machinery and equipment		3556-2B	12/88	142.7	142.4	142.4	142.8	142.8	142.8	142.8	142.8	142.8	142.8	142.8	142.8	142.8
Other bakery machinery and equipment		3556-292	12/88	146.1	146.0	146.0	146.0	146.1	146.1	146.1	146.1	146.1	146.1	146.1	146.1	146.1
Parts and attachments for commercial food preparation machinery		3556-251	12/83	149.5	149.4	149.4	149.4	149.6	149.6	149.6	149.6	149.6	149.6	149.6	149.6	149.6
Industrial food products machinery		3556-3	12/83	187.5	194.6	194.6	194.6	194.0	194.0	182.7	182.7	182.7	182.7	182.7	182.7	182.7
Meat and poultry processing machinery		3556-313	12/83	171.9	171.0	171.3	171.7	171.7	171.7	171.7	172.7	172.8	172.8	172.4	171.2	172.0
Flour and grain mill machinery, except packing and packaging machinery		3556-339	12/88	185.9	184.2	184.5	184.8	184.8	184.8	184.8	186.8	187.1	187.1	187.1	187.1	187.9
Other industrial food products machinery, including fish and shellfish processing machinery		3556-358	12/83	139.6	139.6	139.6	139.6	139.6	139.6	(²)	139.6	139.6	139.6	139.6	139.6	(²)
Parts and attachments for industrial food products machinery		3556-383	12/83	154.6	153.2	153.3	153.8	153.8	153.8	153.8	155.4	155.5	155.3	155.3	155.3	157.0
Machinery for sorting, grading, or cleaning fruits, vegetables, or eggs		3556-385	06/96	120.5	119.2	120.0	120.3	120.4	120.4	120.4	120.4	120.4	120.8	121.2	121.2	121.4
Secondary products and miscellaneous receipts		3556-SM														
Miscellaneous receipts		3556-M	12/83	121.2	121.2	121.2	121.2	121.2	121.2	121.2	121.2	121.2	121.2	121.2	121.2	121.2
Resales		3556-Z89	12/83	120.4	120.4	120.4	120.4	120.4	120.4	120.4	120.4	120.4	120.4	120.4	120.4	120.4
Secondary products		3556-S	12/83	171.2	170.7	171.9	171.9	171.9	171.0	171.1	171.1	171.1	171.1	171.1	171.1	171.1
Special industry machinery, n.e.c.																
Primary products	3559	3559-P	12/81	168.6	169.1	169.1	169.0	169.1	169.1	168.0	168.3	167.7	168.1	168.5	168.6	169.1
Printed circuit board manufacturing machinery and parts, except testing equip		3559-A	06/01	167.3	167.7	167.7	167.6	167.7	167.6	166.7	166.7	166.5	166.9	167.3	167.3	167.6
Chemical manufacturing machinery, equipment and parts		3559-1	12/81	97.0	97.4	97.4	97.4	97.4	97.4	97.4	97.4	96.3	96.7	96.7	96.8	95.8
Plastics working machinery, equipment, and parts, excluding patterns and molds		3559-3	12/81	165.7	164.6	164.6	164.6	164.5	164.6	166.4	166.3	166.6	166.6	166.6	166.5	166.5
		3559-3	12/81	173.0	172.4	172.4	172.7	172.4	172.7	172.7	173.6	173.6	173.6	173.5	173.5	173.5

See footnotes at end of table.

Table 3. Producer price indexes for the net output of selected industries and their products, 2002¹—Continued

Industry and product	Industry code	Product code	Index base	Annual Average	January	February	March	April	May	June	July	August	September	October	November	December
Special industry machinery, n.e.c.—Continued																
Rubber working machinery, equipment, and parts, excl. tire molds		3559-4	12/81	175.1	174.8	174.9	174.9	174.9	174.9	174.9	174.9	174.9	174.9	175.8	175.8	175.8
Semiconductor manufacturing equip. (excl furnaces & ovens, instru. & photogra		3559-6	06/87	129.9	130.2	130.2	130.2	130.2	130.2	128.7	128.9	129.2	129.8	130.4	130.2	130.2
Automotive maintenance equipment and parts, excluding handtools		3559-7	11/89	130.6	134.0	134.0	129.9	131.7	130.3	127.5	133.3	126.0	126.0	127.0	130.1	136.8
Special industry machinery and equipment, n.e.c.		3559-9	12/94	108.9	109.5	109.6	109.6	109.7	109.6	109.7	108.9	108.0	108.1	108.1	108.1	108.5
Other special industry mach., incl glassmaking, metal finishing, petro refine		3559-941	06/01	100.2	100.5	100.5	100.5	100.6	100.6	100.7	99.7	99.7	99.8	99.8	99.8	100.1
Parts for special industry machinery		3559-949	06/01	99.4	100.6	100.6	100.6	100.6	100.6	100.6	100.6	97.5	97.5	97.5	97.5	98.0
Secondary products and miscellaneous receipts		3559-SM														
Miscellaneous receipts		3559-M	12/81	198.3	199.7	199.7	199.7	199.6	200.0	197.4	197.3	195.9	196.4	196.3	197.5	199.7
Secondary products		3559-S	12/81	149.3	147.4	147.3	149.6	149.6	149.6	149.6	149.6	149.6	149.6	149.8	149.8	149.8
General industrial machinery and equipment	356		12/84	156.5	155.9	155.9	155.9	156.0	156.0	156.2	156.5	156.4	156.5	157.6	157.8	157.9
Pumps and pumping equipment	3561		12/83	167.1	165.1	165.4	165.3	165.6	165.5	165.5	165.7	165.5	166.0	171.8	171.8	171.5
Primary products		3561-P	12/83	168.9	168.3	168.7	168.6	168.9	168.7	168.8	169.0	168.8	169.4	169.2	169.2	168.8
Industrial pumps, except hydraulic fluid power pumps		3561-1	12/83	175.3	174.8	175.2	175.1	175.6	175.4	175.2	175.4	175.0	175.9	175.6	175.7	175.1
Domestic water systems		3561-4	12/83	136.9	136.0	136.9	136.6	137.0	136.9	136.6	137.2	136.9	137.2	137.4	137.0	136.8
Pumps n.e.c.		3561-5	12/83	131.1	131.2	130.6	130.6	130.9	130.9	131.0	131.3	131.2	131.4	131.2	131.1	131.1
Domestic sump pumps, oil-well and oil-field pumps, except boiler feed		3561-516	12/01	99.8	100.0	99.3	99.3	99.6	99.6	99.8	100.1	100.0	100.0	99.8	99.8	99.8
Other pumps, except automotive circulating pumps, and measuring & dispensing pum		3561-517	12/01	100.7	100.6	100.6	100.6	100.6	100.6	100.6	100.6	100.6	101.0	101.0	100.8	100.8
Parts and attachments for pumps and pumping equipment, excl. compressors		3561-6	12/83	186.5	185.1	186.3	186.3	185.7	185.9	186.5	186.9	187.1	187.3	186.9	187.1	186.7
Secondary products and miscellaneous receipts		3561-SM														
Miscellaneous receipts		3561-M	12/83	163.9	145.3	145.2	145.2	145.2	145.2	145.2	145.2	145.2	145.7	220.0	220.0	220.0
Secondary products		3561-S	12/83	156.3	156.3	156.3	156.3	156.3	156.3	156.3	156.3	156.3	156.3	156.3	156.3	156.3
Ball and roller bearings	3562		06/83	170.7	170.6	170.6	170.5	169.8	169.8	170.4	171.1	171.0	171.1	171.1	171.2	171.4
Primary products		3562-P	06/83	168.7	168.6	168.6	168.6	167.8	167.8	168.4	169.1	169.1	169.2	169.1	169.2	169.5
Ball bearings, unmounted		3562-1	06/83	168.4	169.7	169.7	169.7	167.7	167.6	167.6	168.0	168.1	168.4	168.2	168.2	168.2
Double row ball bearings: annular, including self-aligning: ground or precision		3562-116	06/83	105.4	106.1	105.9	105.9	105.9	104.1	104.1	105.8	105.8	105.4	105.4	105.4	105.4
Angular contact ball bearings: annular, including self-aligning: ground or precision		3562-118	06/83	192.4	190.9	190.9	191.0	191.0	191.0	191.0	194.0	194.0	194.0	193.8	193.8	193.8
Other regular single row conrad ball bearings: annular, including self-aligning		3562-122	06/83	185.1	189.6	189.6	189.8	183.6	183.6	183.6	183.6	183.6	183.4	183.4	183.4	183.4
Over 52 mm. O.D. thru 100 mm. O.D.: ground or precision		3562-12205	09/89	140.0	140.1	140.1	140.1	140.1	140.1	140.1	140.1	140.1	139.7	139.7	139.7	139.7
Other precision (ABEC 5 & up) single row conrad ball bearings: annular, including self-alignin		3562-123	06/83	167.8	167.3	167.3	167.3	(²)	(²)	(²)	166.6	166.8	169.8	168.8	168.8	168.8
Thrust ball bearings		3562-131	06/83	134.1	134.1	134.1	134.1	134.1	134.1	134.1	134.1	134.1	134.1	134.1	134.1	134.1
Unground thrust ball bearings		3562-13135	12/95	101.8	101.8	101.8	101.8	101.8	101.8	101.8	101.8	101.8	101.8	101.8	101.8	101.8
Other ball bearings		3562-151	06/83	196.1	197.3	197.3	195.5	195.5	196.0	196.0	195.4	196.1	196.1	196.1	196.1	196.1
Tapered roller bearings, unmounted		3562-2	06/83	144.6	144.3	144.3	144.3	144.2	144.2	144.2	145.0	145.0	145.0	145.0	145.0	145.0
Cup and cone assemblies shipped as a set		3562-232	06/89	128.1	128.2	128.2	128.2	128.1	128.1	128.1	128.1	128.1	128.1	128.1	128.1	128.1
Roller bearings, except tapered, unmounted		3562-3	06/83	199.8	199.1	198.9	198.9	198.8	198.8	199.0	200.4	200.4	200.4	200.4	200.5	201.6
Cylindrical roller bearings		3562-301	06/83	209.1	209.6	209.6	209.6	209.5	209.5	208.7	208.7	208.7	208.7	208.7	208.7	208.7
Regular cylindrical roller bearings (ABEC 1 and 3)		3562-30111	06/83	199.4	200.2	200.2	200.2	200.0	200.0	199.0	199.0	199.0	199.0	199.0	199.0	199.0
Precision cylindrical roller bearings (ABEC 5 and up)		3562-30112	06/89	177.1	177.1	177.1	177.1	177.1	177.1	177.1	177.1	177.1	177.1	177.1	177.1	177.1
Spherical roller bearings including hourglass and barrel		3562-321	06/83	193.8	192.5	191.5	191.5	191.5	191.5	191.5	195.9	195.9	195.9	195.9	196.1	196.1

See footnotes at end of table.

Table 3. Producer price indexes for the net output of selected industries and their products, 2002¹—Continued

Industry and product	Industry code	Product code	Index base	Annual Average	January	February	March	April	May	June	July	August	September	October	November	December
Ball and roller bearings—Continued																
Single row spherical roller bearings		3562-32124	06/83	120.7	119.1	119.1	119.1	119.1	119.1	119.1	121.9	121.9	121.9	(²)	123.0	123.0
Needle roller bearings		3562-341	06/83	202.2	199.9	199.9	199.9	199.9	199.9	201.9	203.6	203.6	203.6	203.6	203.6	207.4
Other roller bearings		3562-398	06/83	165.6	166.5	166.5	166.5	166.5	166.5	164.9	164.9	164.9	164.9	164.9	164.9	164.9
Mounted bearings, except plain		3562-4	06/83	203.4	202.7	202.7	202.7	202.7	202.7	202.7	203.5	203.5	203.5	203.5	205.2	205.2
Mounted ball bearings, unit and/or split mounted		3562-417	06/83	198.1	196.8	196.8	196.8	196.8	196.8	196.8	198.3	198.3	198.3	198.3	201.5	201.5
Ball and roller bearing parts and components, including balls and rollers sold separately		3562-9	06/83	158.3	155.4	155.4	155.4	155.2	155.2	160.7	160.6	160.1	160.1	160.2	160.2	160.7
Other antifriction ball bearing components and parts		3562-921	06/83	104.4	104.1	104.1	104.1	104.1	104.1	104.1	104.1	104.1	104.1	105.0	105.0	105.0
Rollers		3562-931	07/83	115.8	115.6	115.6	115.6	115.6	115.6	115.6	115.6	115.6	115.6	115.6	115.6	118.0
Other antifriction roller bearing components and parts		3562-941	08/89	172.4	166.9	166.9	166.9	166.4	166.4	177.2	177.2	176.2	176.2	176.2	176.2	176.2
Air and gas compressors																
Primary products	3563	3563-P	06/84	146.3	146.2	145.7	145.7	146.0	146.1	146.1	146.4	147.0	146.5	146.7	146.7	146.7
Air and gas compressors and vacuum pumps		3563-1	06/84	145.1	144.5	144.5	144.4	144.8	144.9	144.9	145.2	145.8	145.4	145.4	145.4	145.4
Air compressors		3563-11	06/84	142.7	142.4	142.4	142.4	142.8	142.8	142.8	143.2	142.9	142.8	142.8	142.8	142.8
Portable air compressors		3563-116	06/84	131.1	131.0	131.0	131.0	131.0	131.1	131.1	131.4	131.2	131.1	131.1	131.1	131.1
Stationary air compressors		3563-117	12/98	123.8	123.3	123.3	123.5	123.5	123.5	123.5	124.3	124.3	124.1	124.1	124.1	124.1
Gas compressors		3563-12	06/84	101.3	101.3	101.3	101.3	101.3	101.4	101.4	101.2	101.2	101.2	101.2	101.2	101.2
Other pumps and compressors		3563-13	06/84	166.2	165.3	165.2	165.1	166.3	166.3	166.3	167.3	166.5	166.5	166.5	166.5	166.5
Parts and attachments for air and gas compressors and vacuum pumps		3563-2	06/84	160.3	160.2	160.3	160.3	160.3	160.3	160.3	160.3	160.3	160.3	160.3	160.3	160.3
Industrial spraying equipment		3563-5	06/84	144.4	143.5	143.3	143.3	144.6	144.6	144.6	144.9	144.8	144.8	144.8	144.8	144.8
Secondary products and miscellaneous receipts		3563-SM		145.6	144.5	144.5	144.5	144.5	144.5	144.5	144.5	148.4	146.8	146.8	146.8	146.8
Miscellaneous receipts		3563-M	11/86													
Resales		3563-Z89	12/91	141.6	143.4	140.6	140.6	140.6	140.6	141.2	141.2	142.0	142.1	142.1	142.1	142.1
Secondary products		3563-S	06/84	139.2	141.3	138.5	138.5	138.5	138.5	139.1	139.1	139.1	139.3	139.3	139.3	139.3
Secondary products		3563-S	06/84	153.7	155.1	153.6	153.6	153.6	153.6	153.6	153.6	153.6	151.4	154.0	154.0	154.0
Industrial and commercial fans and blowers and air purification equipment																
Primary products	3564	3564-P	12/83	157.9	157.7	157.4	157.5	157.8	157.3	157.5	157.7	157.9	158.4	158.5	158.3	159.0
Centrifugal fans and blowers		3564-3	12/83	152.9	152.8	152.4	152.5	152.8	152.2	152.4	152.9	152.9	153.4	153.5	153.3	154.1
Centrifugal blower-filter units and classes I-IV fans		3564-34	12/01	151.4	151.5	150.3	150.6	150.5	148.8	149.9	151.6	150.8	152.3	152.3	152.6	155.0
Industrial centrifugal fans, excl blowers, turboblowers, and multistage blowers		3564-35	12/01	99.2	98.9	98.6	99.3	99.9	96.8	96.9	99.5	98.4	99.5	100.2	100.2	101.8
Other centrifugal fans and blowers, incl multistage blowers, etc.		3564-36	12/01	99.7	100.7	99.8	99.3	98.5	98.8	99.8	99.9	99.6	99.7	98.9	99.3	102.3
Axial fans, propeller fans and accessories, and power roof ventilators		3564-4	12/83	101.9	101.5	100.0	100.3	100.3	100.3	101.7	101.7	101.9	103.9	103.9	103.9	103.9
Axial fans, all types		3564-45	12/01	180.5	181.6	181.2	181.5	181.2	180.7	180.4	179.9	179.7	179.8	180.6	179.7	180.1
Other propeller fans and accessories, incl. parts		3564-47	12/01	99.7	100.2	100.0	99.7	99.5	99.8	99.8	99.1	99.2	99.3	99.5	99.7	100.3
Dust collection and other air purification equipment for hvac systems		3564-5	12/83	99.5	100.3	100.2	100.6	100.5	99.7	99.3	99.2	98.8	99.0	99.7	98.6	98.7
Air filters for air conditioners and furnaces of 2400 cfm or less, except parts		3564-55	12/83	143.1	142.1	142.1	142.2	143.0	143.0	143.0	142.9	143.7	143.9	143.8	143.6	143.6
Other dust collection and other air purification equipment		3564-56	12/01	101.4	100.1	100.1	100.3	102.2	102.1	102.2	101.7	101.7	101.9	101.7	101.4	101.4
Parts for dust collection and air purification equipment		3564-57	12/01	(²)	(²)	(²)	(²)	(²)	(²)	(²)	100.0	100.9	101.0	101.0	101.0	101.0
Dust collection and other air purification equip. for ind. gas cleaning systems		3564-6	12/83	100.7	100.0	100.2	100.2	100.2	100.2	100.2	101.1	101.1	101.1	101.1	101.1	101.1
Secondary products and miscellaneous receipts		3564-SM		137.9	(²)	137.6	137.6	137.6	137.6	137.6	137.6	138.3	138.3	138.3	138.3	138.4
Miscellaneous receipts		3564-M	12/83													
Resales		3564-Z89	12/01	209.0	208.3	208.3	208.3	209.2	209.2	209.2	209.2	209.4	209.4	209.4	209.4	209.4
Secondary products		3564-S	12/83	100.3	100.0	100.0	100.0	100.4	100.4	100.4	100.4	100.5	100.5	100.5	100.5	100.5
Secondary products		3564-S	12/83	168.0	168.0	168.0	168.0	168.0	168.0	168.0	168.0	168.0	168.0	168.0	168.0	168.5
Secondary products		3564-SSS	06/89	133.3	133.3	133.3	133.3	133.3	133.3	133.3	133.3	133.3	133.3	133.3	133.3	133.3

See footnotes at end of table.

Table 3. Producer price indexes for the net output of selected industries and their products, 2002¹—Continued

Industry and product	Industry code	Product code	Index base	Annual Average	January	February	March	April	May	June	July	August	September	October	November	December
Packing, packaging and bottling machinery	3565		12/88	137.1	136.7	136.7	136.4	136.6	137.0	137.3	137.3	137.3	137.2	137.2	138.0	138.0
Primary products		3565-P	12/88	138.6	138.2	138.2	137.8	138.1	138.5	138.8	138.8	138.7	138.7	138.7	139.6	139.5
Packing, packaging and bottling machinery, excluding parts		3565-3	12/88	137.5	137.0	137.0	136.6	136.9	137.2	137.6	137.6	137.6	137.5	137.5	138.5	138.5
Filling machinery		3565-331	12/88	135.6	134.4	134.2	134.2	134.8	134.8	136.0	136.0	136.0	136.0	136.0	137.1	137.1
Forming, filling and sealing machinery, bag or pouch(must perform all three func		3565-333	12/88	153.5	152.3	152.3	152.3	152.3	152.3	152.3	152.3	152.3	152.3	152.3	160.1	159.6
Wrapping, banding, bundling, fastening, and sleeve wrapping machinery		3565-334	12/96	105.4	109.1	109.1	105.5	105.5	105.5	104.3	104.3	104.3	104.3	104.3	104.3	104.3
Case forming, opening, loading, unloading, and sealing machinery		3565-336	12/88	145.0	145.0	145.0	145.0	145.0	145.0	145.0	145.0	145.0	145.0	145.0	145.0	145.0
Cartoning, multipacking, and leaflet/coupon placing machinery		3565-337	12/96	113.8	113.8	113.8	113.8	113.8	113.8	113.8	113.8	113.8	113.8	113.8	113.8	113.8
Labeling, code marking, and imprinting machinery		3565-338	12/96	109.5	109.5	109.5	109.5	109.5	109.5	109.5	109.5	109.5	109.5	109.5	109.5	109.5
Other packaging and bottling machinery		3565-339	12/96	113.2	111.8	111.8	111.8	112.4	112.9	113.8	113.8	113.8	113.6	113.6	114.4	114.4
Parts for packaging and bottling machinery		3565-4	12/88	144.7	144.5	144.5	144.5	144.5	144.9	144.9	144.9	144.6	144.6	144.6	144.8	144.8
Secondary products and miscellaneous receipts		3565-SM														
Miscellaneous receipts		3565-M	12/88	118.0	117.4	117.4	117.4	117.4	117.9	117.9	117.9	118.6	118.6	118.6	118.6	118.6
Resales		3565-Z89	12/88	119.9	119.2	119.2	119.2	119.2	119.8	119.8	119.8	120.4	120.4	120.4	120.4	120.4
Secondary products		3565-S	12/88	136.6	136.0	136.0	136.0	136.2	136.9	136.9	136.9	136.9	136.8	136.8	136.8	136.8
Speed changers, industrial high-speed drives, and gears	3566		12/83	172.2	172.1	172.2	172.2	171.9	171.9	172.0	172.0	172.0	172.0	172.4	172.8	173.5
Primary products		3566-P	12/83	165.4	165.4	165.4	165.5	165.1	165.1	165.2	165.2	165.2	165.2	165.6	166.0	166.1
Nonhydraulic variable speed changers and industrial high-speed drives		3566-1	06/89	127.1	126.8	126.8	126.8	126.8	126.8	127.0	127.0	127.0	127.0	127.0	128.3	128.3
Mechanical nonhydraulic variable speed changers, excluding value of drivers		3566-111	12/83	138.7	138.7	138.7	138.7	138.7	138.7	138.7	138.7	138.7	138.7	138.7	138.7	138.7
Industrial high speed drives, fixed ratio		3566-121	12/83	157.4	156.2	156.2	156.2	156.2	156.2	156.9	156.9	156.9	156.9	156.9	161.8	161.8
Speed reducers, fixed ratio, enclosed, except gear motors		3566-2	12/83	206.5	206.6	206.9	207.1	205.8	205.8	205.9	205.9	205.9	206.2	207.0	207.2	207.6
Worm gear reducers		3566-21	12/83	196.1	194.5	195.2	195.9	195.8	195.8	195.9	195.9	195.9	196.6	196.6	197.0	198.2
3-inch to 5.99-inch centers		3566-218	12/83	163.6	162.7	162.7	163.2	163.0	163.2	163.2	163.2	164.2	164.2	165.0	165.0	
Less than 3-inch centers		3566-219	12/83	183.0	180.5	182.1	183.2	183.2	183.2	183.0	183.0	183.0	183.0	183.0	183.0	185.8
Helical, herringbone, spur and spiral bevel reducers		3566-22	12/83	227.7	229.9	229.9	229.9	226.6	226.6	226.6	226.6	226.6	226.6	227.7	227.7	227.7
More than 15-inch low speed centers		3566-227	12/83	(¹)	229.6	229.6	229.6	226.4	226.4	226.4	226.4	226.4	226.4	(¹)	(¹)	(¹)
15-inch low speed centers or less		3566-228	12/83	230.2	232.2	232.2	232.2	228.8	228.8	228.8	228.8	228.8	228.8	230.9	230.9	230.9
Shaft mounted reducers and screw conveyor drives		3566-23	12/83	184.7	184.0	184.0	184.0	184.0	184.0	184.4	184.4	184.4	184.4	186.2	186.2	186.2
Gear motors, sold with motors, including 'C' flange and scoop mount units		3566-3	12/83	167.3	167.1	167.1	167.1	167.1	167.1	167.1	167.1	167.1	167.5	167.5	167.5	167.5
Worm gear motors		3566-33	12/83	199.3	199.0	199.0	199.0	199.0	199.0	199.0	199.0	200.1	200.1	200.1	200.1	200.1
Helical, herringbone, spur, or spiral bevel gear motors		3566-34	12/83	151.0	151.0	151.0	151.0	151.0	151.0	151.0	151.0	151.0	151.0	151.0	151.0	151.0
Less than 1 horsepower		3566-343	07/96	111.2	111.2	111.2	111.2	111.2	111.2	111.2	111.2	111.2	111.2	111.2	111.2	111.2
Loose gears, pinions, and racks excluding spare parts for reducers		3566-4	12/83	137.5	137.6	137.5	137.5	137.5	137.5	137.5	137.5	137.5	136.9	137.5	138.0	138.0
Coarse pitch (less than 19.9 diametral pitch)		3566-411	12/83	136.4	136.4	136.4	136.4	136.4	136.4	136.4	136.4	136.4	135.8	136.4	136.9	136.9
Helical, herringbone, and spur gears		3566-4114	12/83	124.1	124.1	124.1	124.1	124.1	124.1	124.1	124.1	123.3	124.1	124.3	124.3	124.3
24 inches or less		3566-41142	12/83	120.3	120.3	120.3	120.3	120.3	120.3	120.3	120.3	120.3	118.6	120.3	120.8	120.8
More than 24 inches diameter through 72 inches diameter		3566-41143	12/83	127.0	127.0	127.0	127.0	127.0	127.0	127.0	127.0	127.0	127.0	127.0	127.0	127.0
Others, including bevel gears and racks		3566-4116	12/83	168.8	168.5	168.5	168.5	168.5	168.5	168.5	168.5	168.5	168.5	168.5	170.6	170.6
Fine pitch (19.9 diametral pitch and finer)		3566-421	12/83	146.9	148.0	146.8	146.8	146.8	146.8	146.8	146.8	146.8	146.8	146.8	146.8	146.8
Parts and components for speed changers, drives, gears, and reducers		3566-5	12/83	193.5	193.5	193.5	193.5	193.5	193.5	193.5	193.5	193.5	193.5	193.5	193.5	193.5
Parts and components for speed changers, drives, gears, and reducers		3566-551	12/83	193.5	193.5	193.5	193.5	193.5	193.5	193.5	193.5	193.5	193.5	193.5	193.5	193.5

See footnotes at end of table.

Table 3. Producer price indexes for the net output of selected industries and their products, 2002¹—Continued

Industry and product	Industry code	Product code	Index base	Annual Average	January	February	March	April	May	June	July	August	September	October	November	December
Speed changers, industrial high-speed drives, and gears—Continued																
Secondary products and miscellaneous receipts		3566-SM														
Miscellaneous receipts		3566-M	07/84	157.1	156.3	156.3	156.3	156.3	156.3	156.3	156.3	156.3	158.7	158.7	158.7	158.7
Resales		3566-Z89	07/84	143.0	142.3	142.3	142.3	142.3	142.3	142.3	142.3	142.3	144.5	144.5	144.5	144.5
Secondary products		3566-S	12/83	224.9	224.0	224.0	224.0	224.0	224.0	224.0	224.1	224.0	224.0	224.1	224.8	233.4
Secondary products		3566-SSS	12/83	244.9	244.4	244.4	244.4	244.4	244.4	244.4	244.7	244.4	244.4	244.6	247.2	247.2
Other power transmission equipment		3568-S	12/83	199.0	198.2	198.2	198.2	198.2	198.2	198.2	198.2	198.2	198.2	198.2	198.2	208.7
Industrial process furnaces and ovens	3567		06/81	167.3	166.9	166.9	167.0	167.0	167.1	167.5	167.5	167.4	167.4	167.5	167.8	167.7
Primary products		3567-P	06/81	166.2	165.7	165.7	165.9	165.9	166.0	166.4	166.4	166.3	166.3	166.4	166.7	166.5
Electric industrial furnaces, ovens and kilns, excluding induction		3567-1	06/81	173.0	172.5	172.5	172.5	172.5	172.5	173.3	173.3	173.3	173.3	173.3	173.6	173.6
Electric furnaces		3567-11	12/86	134.0	133.9	133.9	133.9	133.9	133.9	133.9	133.9	133.9	133.9	133.9	134.2	134.2
Metal processing and heat treating (such as annealing, hardening, carburizing, etc.)		3567-118	12/86	135.9	135.8	135.8	135.8	135.8	135.8	135.8	135.8	135.8	135.8	135.8	136.3	136.3
Electric industrial ovens and kilns, including infrared		3567-19	12/86	154.1	152.0	152.0	152.0	152.0	152.0	155.6	155.6	155.6	155.6	155.6	155.6	155.6
Fuel-fired industrial furnaces, ovens, and kilns		3567-2	06/81	161.0	160.6	160.6	160.6	160.6	161.0	161.0	161.0	161.0	161.0	161.6	161.6	161.6
Fuel-fired furnaces including parts and attachments		3567-21	12/86	155.4	155.0	155.0	155.0	155.0	155.4	155.4	155.4	155.4	155.4	156.0	156.0	156.0
Electrical heat. equip. for industrial use, n.e.c. (exc. soldering irons) and parts and attach		3567-5	06/81	171.3	170.8	170.8	171.3	171.3	171.3	171.7	171.7	171.2	171.2	171.2	171.8	171.2
Industrial electric heating units and devices, except heating units for electric furnaces		3567-55	12/86	149.2	149.2	149.2	149.2	149.2	149.2	149.6	149.6	149.0	149.0	149.0	149.8	149.0
Parts and attach. for ind. furn. and ovens, including electric heating units		3567-59	06/81	151.5	150.1	149.9	151.6	151.6	151.6	151.9	151.9	151.9	151.9	151.7	151.7	151.7
Secondary products and miscellaneous receipts		3567-SM														
Secondary products		3567-S	06/81	180.7	180.0	180.6	180.6	180.6	180.6	180.6	180.6	180.6	180.6	180.6	181.3	181.3
Power transmission equipment, n.e.c.	3568		12/84	157.8	157.1	157.3	157.7	157.6	157.5	157.9	157.9	157.9	157.8	158.2	158.4	158.6
Primary products		3568-P	12/84	155.6	155.1	155.3	155.5	155.4	155.3	155.7	155.8	155.8	155.6	156.1	155.8	156.2
Plain bearings and bushings, except automotive and aircraft		3568-1	12/84	132.2	132.2	132.2	132.2	132.1	132.1	132.1	132.1	132.0	132.0	132.3	132.3	132.3
Plain bearings and bushings, unmounted, machined, excluding carbon and graphite		3568-115	12/84	132.1	132.0	132.0	132.0	132.0	132.0	132.0	132.0	132.0	132.0	132.4	132.4	132.4
Mounted bearings, plain		3568-151	12/84	(¹)	152.9	152.9	152.9	150.4	(¹)	(¹)	(¹)	(¹)	(¹)	(¹)	(¹)	(¹)
Power transmission equipment, except speed changers, drives, and gears, n.e.c.		3568-3	12/84	160.7	160.0	160.3	160.5	160.5	160.3	160.8	160.9	160.9	160.7	161.2	160.9	161.3
Clutches and brakes		3568-3A	12/84	172.4	172.4	172.4	172.4	172.5	171.6	172.1	172.1	172.1	172.1	172.1	173.6	173.6
All other clutches and brakes		3568-319	12/84	189.3	189.2	189.2	189.2	189.4	188.3	188.3	188.3	188.2	188.2	188.2	192.5	192.5
Flexible couplings		3568-3B	12/84	157.2	155.3	155.3	155.6	155.6	155.6	158.6	158.6	158.6	158.1	158.1	158.1	158.1
1-inch nominal bore and over, gear type		3568-321	12/84	109.5	109.5	109.5	109.5	109.5	(¹)	109.5	109.5	109.5	109.5	109.5	109.5	109.5
1-inch nominal bore and over, other than gear type		3568-322	12/84	185.6	182.3	182.3	182.8	182.8	182.8	188.4	188.4	188.4	187.5	187.5	187.5	187.5
Less than 1-inch nominal bore		3568-324	12/84	167.6	165.8	165.8	168.0	168.0	168.0	168.0	168.0	168.0	168.0	168.0	168.0	168.0
Chains for sprocket drives		3568-3C	12/84	165.1	165.1	166.1	166.1	166.1	166.1	166.1	166.1	166.1	166.1	166.1	160.9	160.9
ASA standard roller chain		3568-333	12/84	164.4	164.9	166.0	166.0	166.0	166.0	166.0	166.0	166.0	166.0	166.0	157.3	157.3
Other chains for sprocket drives		3568-335	12/84	165.8	165.2	165.9	165.9	165.9	165.9	165.9	165.9	165.9	165.9	165.9	165.9	165.9
Sprockets		3568-3D	12/84	135.1	134.3	134.3	134.7	134.7	134.7	134.7	134.7	134.7	134.7	134.7	137.6	137.6
For ASA standard roller chains		3568-343	07/89	119.0	118.2	118.2	118.6	118.6	118.6	118.6	118.6	118.6	118.6	118.6	121.2	121.2
Pulleys		3568-3E	12/84	167.7	164.7	165.2	166.1	166.1	166.1	166.1	166.1	166.1	166.1	166.1	173.4	173.4
Pulleys		3568-351	12/84	167.7	164.7	165.2	166.1	166.1	166.1	166.1	166.1	166.1	166.1	166.1	173.4	173.4
Other power transmission equipment, except aircraft, automobile, truck, and bus		3568-3G	06/89	129.8	129.2	129.2	129.4	129.4	129.4	129.5	129.6	129.7	129.7	130.4	130.4	131.3
Ball joints, drive/flexible shafts, drive shaft and sprocket drive chain parts		3568-393	06/89	126.4	125.5	125.8	125.8	125.8	125.8	126.1	126.7	127.3	127.3	127.0	127.0	127.0
All other mechanical power transmission equip., except aircraft, automobile, truck, and bus		3568-399	06/89	128.5	128.3	128.3	128.3	128.3	128.3	128.3	128.3	128.3	128.3	128.9	128.9	128.9

See footnotes at end of table.

Table 3. Producer price indexes for the net output of selected industries and their products, 2002¹—Continued

Industry and product	Industry code	Product code	Index base	Annual Average	January	February	March	April	May	June	July	August	September	October	November	December
Power transmission equipment, n.e.c.—Continued																
Secondary products and miscellaneous receipts		3568-SM														
Miscellaneous receipts		3568-M	02/85	168.2	165.0	168.5	168.5	168.5	168.5	168.5	168.5	168.5	168.5	168.5	168.5	168.5
Resales		3568-Z89	02/85	161.5	158.4	161.8	161.8	161.8	161.8	161.8	161.8	161.8	161.8	161.8	161.8	161.8
Secondary products		3568-S	12/84	168.7	168.0	168.0	168.0	168.0	168.0	168.0	168.0	168.0	168.2	168.4	171.6	171.6
General industrial machinery, n.e.c.	3569		12/84	161.4	160.4	160.7	161.0	161.3	161.4	161.6	162.0	160.9	161.7	162.1	162.1	162.2
Primary products		3569-P	12/84	160.3	159.4	159.8	160.2	160.4	160.5	160.7	161.3	160.0	160.5	160.1	160.0	160.2
Filters and strainers, except fluid power		3569-3	12/88	143.2	141.6	142.2	142.5	142.6	142.6	142.6	144.0	143.2	144.6	144.2	144.3	144.4
Filter and strainer assemblies w/ or wo/ filter element installed, for water		3569-304	12/00	102.4	101.4	101.4	102.4	102.4	102.4	102.4	102.8	102.8	102.8	102.8	102.8	102.8
Filter and strainer assemblies w/ or wo/ filter element installed, for other flu		3569-308	12/00	102.2	101.5	101.8	101.8	101.8	101.8	101.8	102.7	102.7	102.7	102.7	102.7	102.7
Parts and accessories, sold separately		3569-309	12/88	162.6	162.6	162.6	162.6	162.6	162.6	162.6	162.6	162.6	162.6	162.6	162.6	162.6
Reusable (cleanable) media filters and strainers, except for fluid power		3569-311	12/88	(²)	(²)	(²)	(²)	(²)	(²)	(²)	156.1	151.0	156.4	153.9	153.9	(²)
Nonreusable, including disposable (throw away) filter cartridges		3569-312	12/88	143.5	142.3	142.7	142.7	142.9	142.9	142.9	143.0	143.0	144.9	144.8	145.1	145.3
General industrial machinery, n.e.c.		3569-9	12/84	156.2	155.3	155.6	155.9	156.2	156.5	156.8	156.9	156.6	156.6	156.2	156.1	156.3
Secondary products and miscellaneous receipts		3569-SM														
Miscellaneous receipts		3569-M	12/84	200.9	201.4	200.8	200.8	200.8	200.8	200.8	200.8	200.8	200.8	200.8	200.8	200.8
Contract work and other miscellaneous receipts		3569-XY9	12/95	145.8	145.8	145.8	145.8	145.8	145.8	145.8	145.8	145.8	145.8	145.8	145.8	145.8
Resales		3569-Z89	12/84	214.4	215.3	214.3	214.4	214.4	214.4	214.4	214.4	214.4	214.4	214.4	214.4	214.4
Secondary products		3569-S	12/84	141.4	137.4	137.4	(²)	138.6	138.6	138.6	138.6	138.6	142.2	150.0	150.0	150.0
Secondary products		3569-SSS	12/95	110.8	107.6	107.6	(²)	108.6	108.6	108.6	108.6	108.6	111.4	117.5	117.5	117.5
Office, computing, and accounting machines	357		12/84	35.5	37.3	36.8	36.6	36.5	36.4	36.1	35.4	34.9	34.7	34.3	33.8	33.6
Electronic computers	3571		12/98	61.1	66.2	64.8	64.4	63.9	63.8	63.3	61.2	58.9	58.3	57.3	55.9	55.2
Primary products		3571-P	12/98	43.0	48.2	46.2	45.7	45.0	44.9	44.1	42.6	41.1	40.6	40.0	39.0	38.5
General purpose digital computers		3571-1	12/98	38.6	43.3	41.6	41.1	40.4	40.4	39.7	38.3	36.9	36.5	35.9	35.0	34.6
Large-scale (64 MB or more in minimum main memory configuration)		3571-11	12/98	38.6	44.6	42.5	40.3	39.7	39.7	37.9	37.7	37.4	36.5	36.1	35.6	35.6
Mid-range (<64 MB in min. main memory configuration); excl. PCs and workstations		3571-12	12/98	38.1	41.6	41.6	41.6	39.9	39.9	38.7	38.5	35.8	35.6	35.3	35.1	33.9
Personal computers and workstations (excluding portable computers)		3571-14	12/98	38.0	42.5	40.0	39.8	40.1	40.1	40.0	37.7	36.3	36.0	35.2	34.5	34.1
Portable computers (with attached display)		3571-15	12/98	31.5	35.8	35.2	35.3	32.8	32.1	31.9	31.2	31.0	30.2	29.7	26.5	26.4
Secondary products and miscellaneous receipts		3571-SM														
Computer storage devices	3572		12/98	64.2	68.7	68.7	67.4	66.4	65.0	63.4	62.6	62.8	62.8	61.2	60.4	60.5
Primary products		3572-P	12/98	57.1	64.3	63.5	62.8	61.3	59.0	56.3	54.9	54.4	54.3	52.4	51.0	51.3
Computer storage devices (except parts, attachments and accessories)		3572-1	12/98	56.8	63.9	63.1	62.5	61.0	58.7	56.0	54.6	54.1	54.0	52.1	50.8	51.0
Secondary products and miscellaneous receipts		3572-SM														
Miscellaneous receipts		3572-M	12/92	33.2	32.3	32.3	32.3	32.3	32.3	32.3	32.3	34.4	34.4	34.4	34.4	34.4
Secondary products		3572-S	06/01	(²)	(²)	(²)	(²)	(²)	(²)	(²)	(²)	(²)	(²)	(²)	84.0	84.0
Computer terminals	3575		12/93	88.5	89.1	89.1	89.1	88.6	88.6	88.6	88.1	88.2	88.2	88.2	88.2	88.2
Primary products		3575-P	12/93	84.4	85.1	85.1	85.1	84.5	84.5	84.5	83.9	84.0	84.0	84.0	84.0	84.0
Computer terminals including remote batch terminals and teleprinters		3575-5	12/93	85.8	86.1	86.1	86.1	86.1	86.1	86.1	85.5	85.5	85.5	85.5	85.5	85.5
Parts, attachments, and accessories for computer terminals		3575-6	12/93	66.8	69.9	69.9	69.9	65.7	65.7	65.7	65.7	65.7	65.7	65.7	65.7	65.7
Secondary products and miscellaneous receipts		3575-SM														
Miscellaneous receipts		3575-M	12/01	100.0	100.0	100.0	100.0	100.0	100.0	100.0	100.0	100.0	100.0	100.0	100.0	100.0

See footnotes at end of table.

Table 3. Producer price indexes for the net output of selected industries and their products, 2002¹—Continued

Industry and product	Industry code	Product code	Index base	Annual Average	January	February	March	April	May	June	July	August	September	October	November	December
Computer peripheral equipment, n.e.c.	3577		12/93	78.6	78.3	78.2	78.2	78.8	78.8	78.8	78.9	78.9	78.7	78.7	78.6	78.6
Primary products		3577-P	12/93	74.8	74.3	74.2	74.3	75.1	75.1	75.1	75.2	75.2	75.0	74.9	74.8	74.9
Computer peripheral (I/O) equipment, n.e.c., except parts, attachments, & acces		3577-1	12/93	64.4	64.5	64.5	64.5	64.4	64.4	64.3	64.5	64.5	64.3	64.3	64.1	64.3
Computer printers		3577-12	12/93	57.0	57.5	57.3	57.4	57.2	57.2	57.1	57.1	57.0	56.7	56.6	56.2	56.5
All other peripheral equipment, n.e.c.		3577-15	06/99	99.4	99.3	99.4	99.4	99.2	99.2	99.2	99.6	99.6	99.6	99.6	99.6	99.6
Parts, attachments, & access. for computer peripheral (I/O) equipment, n.e.c.		3577-2	12/93	105.2	99.9	99.9	99.9	107.3	107.3	107.3	107.3	107.3	106.6	106.6	106.6	106.4
Secondary products and miscellaneous receipts		3577-SM														
Resales and miscellaneous receipts		3577-M	12/93	101.0	100.7	100.7	100.7	101.1	101.1	101.1	101.1	101.1	101.1	101.1	101.1	101.0
Contract work and miscellaneous receipts		3577-XY9	06/99	98.1	97.3	97.3	97.3	98.4	98.4	98.4	98.4	98.4	98.4	98.4	98.4	98.4
Resales		3577-Z89	12/93	102.5	102.5	102.5	102.5	102.5	102.5	102.5	102.5	102.5	102.5	102.5	102.5	102.3
Secondary products		3577-S	08/94	89.9	89.9	89.9	89.9	89.9	89.9	89.9	89.9	89.9	89.7	89.7	89.7	89.8
Calculating and accounting machines	3578		06/85	82.4	82.3	82.5	82.1	82.5	82.5	82.5	82.5	82.4	82.4	82.2	82.2	82.2
Primary products		3578-P	06/85	79.3	79.2	79.5	78.9	79.5	79.4	79.5	79.5	79.3	79.3	79.1	79.1	79.1
Parts and attachments for calculating and accounting machines		3578-3	06/85	86.5	86.2	86.2	86.2	86.2	86.2	86.7	86.7	86.7	86.7	86.4	86.6	86.6
Calculating and accounting machines incl POS terminals and calculators		3578-5	12/96	93.5	93.4	93.8	93.0	93.8	93.7	93.7	93.7	93.5	93.5	93.2	93.2	93.2
Secondary products and miscellaneous receipts		3578-SM														
Miscellaneous receipts		3578-M	06/85	110.7	110.7	110.7	110.7	110.7	110.7	110.7	110.7	110.7	110.7	110.7	110.7	110.7
Office machines, n.e.c.	3579		06/85	123.0	122.5	122.5	122.5	122.5	123.3	123.3	123.3	123.3	123.3	123.2	123.2	123.1
Primary products		3579-P	06/85	114.9	114.3	114.3	114.3	114.3	115.2	115.2	115.2	115.2	115.2	115.1	115.1	115.0
Parts and attachments for standard typewriters and other office machines, n.e.c.		3579-A	12/94	107.8	105.6	105.6	105.6	105.6	108.9	108.9	108.9	108.9	108.9	108.9	108.9	108.9
Mailing, letter handling, and addressing machines, except parts and attachments		3579-5	06/85	117.9	117.9	117.9	117.9	117.9	117.9	117.9	117.9	117.9	117.9	117.9	117.9	117.9
Standard typewriters and all other office machines, n.e.c.		3579-9	12/94	103.4	103.8	103.8	103.8	103.8	103.8	103.8	103.8	103.8	103.8	102.4	102.4	102.4
Secondary products and miscellaneous receipts		3579-SM														
Miscellaneous receipts		3579-M	06/85	149.9	149.9	149.9	149.9	149.9	149.9	149.9	149.9	149.9	149.9	149.9	149.9	149.9
Secondary products		3579-S	06/85	122.6	122.6	122.6	122.6	122.6	122.6	122.6	122.6	122.6	122.6	122.6	122.6	122.6
Refrigeration and service industry machinery	358		12/84	133.7	132.9	133.4	133.6	133.6	133.5	133.7	133.9	133.9	133.9	133.9	133.8	134.0
Automatic merchandising machines	3581		06/82	121.5	121.2	121.5	121.5	121.5	121.5	121.5	121.4	121.4	121.4	121.4	121.6	121.5
Primary products		3581-P	06/82	120.9	120.9	120.9	120.9	120.9	120.9	120.9	120.9	120.9	120.9	120.9	121.0	121.0
Automatic merchandising machines, coin-operated, excluding parts		3581-1	06/82	119.8	119.7	119.8	119.8	119.8	119.8	119.8	119.7	119.7	119.8	119.8	119.9	119.9
Vending machines for beverages		3581-11	06/82	115.5	115.4	115.5	115.5	115.5	115.5	115.5	115.4	115.4	115.4	115.4	115.4	115.4
Soft drink		3581-115	06/82	109.0	109.0	109.0	109.0	109.0	109.0	109.0	109.0	109.0	109.0	109.0	109.0	109.0
Canned beverage (refrigerated)		3581-11501	06/82	106.7	106.7	106.7	106.7	106.7	106.7	106.7	106.6	106.6	106.6	106.6	106.6	106.6
Other vending machines for beverages (includes hot beverage and package milk and juice)		3581-118	06/94	106.7	106.3	106.8	106.8	106.8	106.8	106.8	106.5	106.5	106.6	106.6	106.6	106.6
Vending machines for confections and foods		3581-12	06/82	133.2	133.1	133.1	133.1	133.1	133.1	133.1	133.1	133.1	133.1	133.1	133.7	133.6
Confections and foods, other than bagged		3581-126	06/87	121.2	121.1	121.1	121.1	121.1	121.1	121.1	121.1	121.1	121.1	121.1	121.7	121.6
Coin-operated mechanisms and other parts for automatic merchandising machines		3581-2	12/88	107.8	107.8	107.8	107.8	107.8	107.8	107.8	107.8	107.8	107.8	107.8	107.8	107.8
Coin-operated mechanisms (for sale separately), incl. changers and locks		3581-251	07/94	98.3	98.3	98.3	98.3	98.3	98.3	98.3	98.3	(²)	(²)	98.3	98.3	98.3
Parts for automatic merchandising machines, except coin-operated mechanisms		3581-269	12/89	100.6	100.6	100.6	100.6	100.6	100.6	100.6	100.6	(²)	(²)	(²)	100.6	100.6
Secondary products and miscellaneous receipts		3581-SM														

See footnotes at end of table.

Table 3. Producer price indexes for the net output of selected industries and their products, 2002¹—Continued

Industry and product	Industry code	Product code	Index base	Annual Average	January	February	March	April	May	June	July	August	September	October	November	December
Commercial laundry equipment	3582		12/82	184.2	182.7	182.7	183.7	184.4	184.4	184.4	184.8	184.8	184.7	184.7	184.7	184.7
Primary products		3582-P	12/82	168.9	167.5	167.5	168.6	169.3	169.3	169.2	169.2	169.2	169.2	169.2	169.2	169.2
Laundry equipment		3582-1	12/82	166.6	165.1	165.1	166.3	167.0	167.0	166.9	167.0	167.0	166.9	166.9	166.9	166.9
Washer-extractor combinations		3582-113	12/82	176.4	175.0	175.0	175.0	177.2	177.2	177.0	176.8	176.8	176.8	176.8	176.8	176.8
Other than coin-operated		3582-11312	12/82	173.6	172.5	172.5	172.5	174.5	174.5	174.1	173.8	173.8	173.8	173.8	173.8	173.8
Drying tumblers		3582-114	12/82	180.7	180.8	180.8	180.8	180.8	180.8	180.8	180.8	180.8	180.6	180.6	180.6	180.6
Other than coin-operated		3582-11412	12/82	171.2	171.5	171.5	171.5	171.5	171.5	171.5	171.5	171.5	170.8	170.8	170.8	170.8
Flatwork ironers		3582-115	12/82	139.7	138.9	138.9	139.0	139.0	139.0	140.5	140.5	140.5	140.5	140.5	140.5	140.5
Other commercial laundry equipment		3582-117	12/82	198.5	197.7	197.7	198.3	198.3	198.3	198.3	198.9	198.9	198.9	198.9	198.9	198.9
Commercial laundry equipment parts, attachments and accessories		3582-118	12/82	107.3	103.3	103.3	108.1	108.1	108.1	108.1	108.1	108.1	108.1	108.1	108.1	108.1
Dry cleaning equipment		3582-2	12/82	175.2	175.2	175.2	175.2	175.2	175.2	175.2	175.2	175.2	175.2	175.2	175.2	175.2
Dry cleaning presses		3582-205	12/82	189.7	189.7	189.7	189.7	189.7	189.7	189.7	189.7	189.7	189.7	189.7	189.7	189.7
Other dry cleaning equipment, incl reclaiming units and manufacturers' presses		3582-207	06/87	151.2	151.2	151.2	151.2	151.2	151.2	151.2	151.2	151.2	151.2	151.2	151.2	151.2
Secondary products and miscellaneous receipts		3582-SM														
Secondary products		3582-S	12/82	208.1	205.0	205.0	205.0	205.0	205.0	205.0	211.3	211.3	211.3	211.3	211.3	211.3
Refrigeration and heating equipment	3585		12/82	131.4	130.8	131.2	131.3	131.3	131.1	131.3	131.6	131.6	131.6	131.5	131.5	131.6
Primary products		3585-P	12/82	132.3	131.9	132.3	132.2	132.2	132.0	132.2	132.5	132.6	132.6	132.5	132.2	132.3
Warm air furnaces, humidifiers, and electric comfort heating equipment		3585-C	12/89	112.7	113.2	113.3	113.3	112.8	112.8	112.8	112.1	112.1	112.1	112.5	112.6	112.6
Parts and accessories for a/c, heat transfer, and elect. comfort heat equipment		3585-D	12/89	111.6	110.7	111.7	111.7	111.9	111.9	111.9	112.0	111.4	111.4	111.5	111.5	111.5
Heat transfer equip., mech. refrigerated, self-contained, exc. electric dehumid		3585-1	12/82	142.3	142.8	142.8	142.7	142.4	141.9	142.2	142.5	142.4	142.5	142.6	141.4	141.3
Unitary air conditioners		3585-2	12/82	125.9	124.5	124.8	124.8	125.0	125.0	125.0	127.2	127.2	127.3	126.5	126.6	126.5
Commercial refrigerators and related equipment		3585-3	12/82	162.6	162.9	162.9	162.9	163.1	162.5	162.5	162.5	162.5	162.4	162.5	162.4	162.5
Compressors and compressor units, all refrigerants		3585-4	12/82	109.6	109.1	109.6	109.6	109.7	109.9	110.1	109.8	109.8	109.6	109.4	109.6	109.4
Condensing units, all refrigerants, except ammonia		3585-5	12/82	144.1	143.8	144.6	144.4	143.7	143.6	143.5	143.7	144.5	144.6	144.9	144.9	145.0
Room air conditioners and dehumidifiers		3585-6	12/82	115.9	116.1	116.2	116.5	116.4	115.8	115.6	115.6	115.6	116.0	115.8	115.7	115.7
Refrigeration and a/c equip. n.e.c., including soda fountain and beer dispensing equip		3585-9	12/89	118.7	116.5	119.3	117.6	118.4	117.9	118.9	117.2	119.1	119.3	120.3	118.5	121.3
Secondary products and miscellaneous receipts		3585-SM														
Miscellaneous receipts		3585-M	12/82	121.9	122.0	120.7	120.8	121.0	121.0	121.0	121.0	121.0	121.0	121.0	125.9	125.9
Resales		3585-Z89	12/82	139.4	139.6	138.1	138.2	138.5	138.5	138.5	138.5	138.5	138.5	138.5	144.1	144.0
Secondary products		3585-S	12/82	125.5	121.1	123.9	127.4	127.1	126.7	126.9	126.6	126.6	125.7	126.0	123.9	124.2
Measuring and dispensing pumps	3586		06/84	145.3	143.4	143.8	144.5	144.5	144.6	145.4	145.4	145.7	145.7	145.7	145.8	148.4
Primary products		3586-P	06/84	142.8	140.8	141.3	142.1	142.1	142.1	143.1	143.1	143.3	143.3	143.3	143.4	146.2
Gasoline dispensing pumps, computing type (filling station type)		3586-1	06/84	110.4	109.9	109.9	109.9	109.9	109.9	109.9	109.9	110.0	110.0	110.0	110.1	114.9
Single dispensing units		3586-111	06/84	131.9	131.0	131.3	131.3	131.3	131.3	131.3	131.3	131.9	131.9	132.0	132.6	135.7
With suction pumping units		3586-11112	06/84	129.6	128.7	128.9	128.9	128.9	128.9	128.9	128.9	129.6	129.6	130.4	133.4	133.4
Without suction pumping units		3586-11113	06/84	143.1	142.5	142.5	142.5	142.5	142.5	142.9	142.9	142.9	142.9	143.0	143.0	146.6
Multiple dispensing units		3586-115	12/88	97.6	97.2	97.2	97.2	97.2	97.2	97.2	97.2	97.2	97.2	97.2	97.2	101.9
Lubricating oil and grease dispensing equipment		3586-2	06/84	175.4	175.4	175.4	175.4	175.4	175.4	175.4	175.4	175.4	175.4	175.4	175.4	175.4
Lubricating oil pumps, including barrel pumps		3586-212	06/84	200.3	200.3	200.3	200.3	200.3	200.3	200.3	200.3	200.3	200.3	200.3	200.3	200.3
Other measuring and dispensing pumps and parts and attachments		3586-3	06/84	162.2	157.5	158.6	160.8	160.8	160.8	163.5	163.5	164.0	164.0	164.0	164.2	164.2
Other measuring and dispensing pumps, incl. noncomputing gasoline dispensing pumps		3586-314	12/88	151.4	148.5	150.3	150.3	150.3	150.3	151.7	151.7	152.7	152.7	152.7	152.9	152.9
Parts and attachments for measuring and dispensing pumps		3586-315	12/88	142.9	137.3	137.3	141.6	141.6	141.6	145.1	145.1	145.1	145.1	145.1	145.1	145.1
Secondary products and miscellaneous receipts		3586-SM														
Secondary products		3586-S	06/84	146.2	145.8	145.8	145.8	145.8	146.3	146.3	146.3	146.3	146.3	146.3	146.3	146.7

See footnotes at end of table.

Table 3. Producer price indexes for the net output of selected industries and their products, 2002¹—Continued

Industry and product	Industry code	Product code	Index base	Annual Average	January	February	March	April	May	June	July	August	September	October	November	December
Service industry machinery, n.e.c.	3589		06/82	171.3	169.8	170.8	171.2	171.4	171.4	171.5	171.6	171.6	171.5	171.6	171.4	171.4
Primary products		3589-P	06/82	171.8	170.3	171.3	171.8	172.0	171.9	172.0	172.2	172.2	172.1	172.3	171.9	171.9
Commercial cooking and food warming equipment		3589-1	06/82	184.0	183.0	183.3	183.9	184.2	184.2	184.2	184.6	184.6	184.4	184.5	183.9	183.9
Nonelectric commercial cooking and food warming equipment		3589-11	06/82	218.5	214.6	215.4	218.4	218.4	218.4	218.4	219.4	219.4	219.4	219.5	220.3	220.3
Electric and electronic commercial cooking and food warming equipment		3589-16	06/82	171.4	171.4	171.4	171.6	171.9	171.9	171.9	171.9	171.9	171.6	171.7	170.0	170.0
Parts and accessories for commercial cooking and food warming equipment		3589-17	12/87	116.9	119.5	119.5	115.2	115.9	115.9	115.9	116.4	116.4	116.4	117.0	117.0	117.0
Service industry machines and parts		3589-2	06/82	169.3	165.3	169.0	169.4	169.7	169.4	169.8	169.6	169.6	169.6	170.0	170.2	170.2
Water softeners and water heaters including parts		3589-21	12/87	126.4	126.2	126.4	126.4	126.4	126.4	126.4	126.4	126.4	126.4	126.4	126.4	126.4
Floor maintenance machinery, commercial and industrial, incl. parts		3589-24	12/87	154.1	148.0	152.7	154.7	154.7	154.7	154.9	154.9	154.9	154.9	154.9	154.9	154.9
All other industry and commercial service machines, including parts and accessor		3589-26	12/99	105.1	102.6	105.1	105.1	105.4	105.1	105.4	105.2	105.2	105.2	105.6	105.8	105.8
Commercial and industrial vacuum cleaners		3589-3	06/82	162.5	161.9	162.5	162.5	162.5	162.5	162.5	162.5	162.5	162.5	162.5	162.5	162.5
Secondary products and miscellaneous receipts		3589-SM														
Miscellaneous receipts		3589-M	06/82	158.6	157.9	157.4	158.0	158.9	158.9	158.9	158.9	158.9	158.9	158.9	158.9	158.9
Secondary products		3589-S	06/82	177.0	175.5	178.0	177.0	176.6	177.2	177.2	176.8	176.6	176.8	176.4	177.9	177.9
Miscellaneous machinery, except electrical	359		12/84	132.3	132.2	132.3	132.5	132.5	132.5	132.4	132.4	132.0	132.0	132.3	132.3	132.3
Carburetors, pistons, piston rings, and valves	3592		12/82	129.1	128.9	129.0	129.0	129.0	129.0	129.0	129.0	129.0	129.0	129.0	129.6	129.7
Primary products		3592-P	12/82	131.6	131.3	131.4	131.4	131.4	131.4	131.4	131.3	131.4	131.3	131.4	132.6	132.6
Carburetors, new and rebuilt		3592-1	12/82	153.6	152.9	152.9	152.9	152.9	152.9	152.9	152.9	152.9	152.9	152.9	156.9	156.9
Carburetors (new), all types		3592-1A	12/82	148.2	147.6	147.6	147.6	147.6	147.6	147.6	147.6	147.6	147.6	147.6	150.9	150.9
Carburetors, rebuilt, all types		3592-171	12/82	186.7	186.7	186.7	186.7	186.7	186.7	186.7	186.7	186.7	186.7	186.7	186.7	186.7
Pistons, piston rings, and piston pins (engine)		3592-2	12/82	107.8	107.7	107.9	107.9	107.9	107.9	107.9	107.8	107.8	107.8	107.7	107.8	107.8
Pistons, all types (machined), excluding rough castings		3592-2A	12/82	104.1	103.6	104.1	104.2	104.3	104.3	104.2	104.1	104.1	104.0	103.9	104.0	104.0
Pistons for motor vehicles (passenger cars, trucks, and buses)		3592-221	06/89	96.2	96.2	96.2	96.4	96.3	96.4	96.3	96.1	96.1	96.0	95.9	96.0	96.0
All other pistons		3592-223	06/89	(²)	106.7	(²)	(²)	(²)	(²)	(²)	(²)	(²)	(²)	(²)	(²)	(²)
Piston rings, all types		3592-2B	12/82	110.1	110.3	110.3	110.1	110.0	110.0	110.0	110.0	110.1	110.1	110.1	110.1	110.1
Piston rings, oil type		3592-2B1	12/82	100.3	100.3	100.3	100.3	100.3	100.3	100.3	100.3	100.3	100.3	100.3	100.3	100.3
Piston rings, compression type		3592-2B2	12/82	114.2	114.5	114.5	114.2	114.1	114.1	114.1	114.1	114.2	114.2	114.2	114.2	114.2
Piston rings, compression type, for motor vehicles (passenger cars, trucks, and buses)		3592-255	12/82	109.4	109.8	109.8	109.4	109.3	109.3	109.3	109.3	109.3	109.3	109.3	109.3	109.3
Valves (engine intake and exhaust)		3592-3	12/82	124.8	124.8	124.8	124.8	124.8	124.8	124.8	124.8	124.8	124.8	125.2	124.9	124.9
Valves (engine intake and exhaust) for other engines ..		3592-363	12/82	105.6	105.5	105.5	105.5	105.5	105.5	105.5	105.5	105.5	105.5	105.9	105.7	105.7
Secondary products and miscellaneous receipts		3592-SM														
Secondary products		3592-S	12/82	122.9	123.0	123.0	123.0	123.0	123.0	123.0	123.0	123.0	123.0	123.0	122.1	(²)
Motor vehicle parts and accessories		3714-S	12/82	119.9	120.1	120.1	120.1	120.1	120.1	120.1	120.1	120.1	120.1	120.1	119.2	(²)
Fluid power cylinders and actuators	3593		06/90	131.5	131.1	132.0	132.0	132.0	132.0	131.2	131.2	131.2	131.3	131.2	131.2	131.4
Primary products		3593-P	06/90	131.7	131.3	131.7	131.7	131.7	131.7	131.5	131.5	131.6	131.8	131.8	131.8	132.0
Non-aerospace type hydraulic fluid power cylinders & actuators, linear & rotary		3593-4	06/90	122.5	122.4	122.6	122.6	122.6	122.6	122.4	122.4	122.4	122.4	122.4	122.4	122.5
Non-aerospace type pneumatic fluid power cylinders & actuators, linear & rotary		3593-5	06/90	130.1	129.3	130.2	130.2	130.2	130.2	130.2	130.2	130.2	130.2	130.2	130.2	130.8
Parts for hydraulic and pneumatic fluid power cylinders and actuators		3593-9	06/90	123.6	123.2	123.2	123.2	123.2	123.2	123.2	123.2	123.2	124.5	124.5	124.5	124.5
Secondary products and miscellaneous receipts		3593-SM														
Secondary products		3593-S	06/90	121.7	121.1	123.8	123.9	123.9	123.9	120.8	120.8	120.8	120.8	120.4	120.4	120.4
Fluid power pumps and motors	3594		06/90	128.4	128.3	128.3	128.3	128.3	128.3	128.5	128.5	128.6	128.4	128.4	128.4	128.4

See footnotes at end of table.

Table 3. Producer price indexes for the net output of selected industries and their products, 2002¹—Continued

Industry and product	Industry code	Product code	Index base	Annual Average	January	February	March	April	May	June	July	August	September	October	November	December
Fluid power pumps and motors—Continued																
Primary products		3594-P	06/90	130.7	130.5	130.5	130.5	130.5	130.5	130.8	130.8	131.0	130.9	130.9	130.9	130.9
Non-aerospace type reciprocating pumps		3594-3	12/97	104.0	103.4	103.4	103.4	103.4	103.4	104.4	104.4	104.4	104.4	104.4	104.4	104.4
Non-aerospace type rotary pumps		3594-4	12/97	102.5	102.3	102.3	102.3	102.5	102.5	102.4	102.3	103.0	102.6	102.7	102.7	102.9
Non-aerospace type fluid power motors		3594-5	12/97	109.3	109.4	109.4	109.4	109.4	109.4	109.2	109.2	109.2	109.2	109.2	109.2	109.2
Parts for fluid power pumps and motors		3594-9	12/97	111.5	111.5	111.5	111.5	111.5	111.5	111.5	111.5	111.5	111.5	111.5	111.5	111.5
Secondary products and miscellaneous receipts		3594-SM														
Miscellaneous receipts		3594-M	06/99	102.1	102.8	102.8	102.8	102.5	102.5	102.5	102.5	102.5	101.1	101.1	101.1	101.1
Miscellaneous receipts		3594-MM	06/99	102.1	102.8	102.8	102.8	102.5	102.5	102.5	102.5	102.5	101.1	101.1	101.1	101.1
Secondary products		3594-S	06/90	115.0	115.0	115.0	115.0	115.0	115.0	115.0	115.0	115.0	115.0	115.0	115.0	115.0
Scales and balances, except laboratory																
Primary products	3596	3596-P	12/80	125.3	124.5	124.9	124.9	125.7	125.4	125.4	125.4	125.4	125.5	125.6	125.6	125.6
Vehicle and industrial scales		3596-1	12/91	115.2	113.5	115.3	115.3	115.3	115.3	115.3	115.3	115.3	115.3	115.3	115.3	115.3
Motor truck and railroad track scales		3596-102	12/94	100.9	101.0	101.0	101.0	101.0	101.0	101.0	100.9	100.9	100.9	100.9	100.9	100.9
Bench and portable scales		3596-105	12/80	156.1	156.1	156.1	156.1	156.1	156.3	156.3	156.3	156.3	156.1	156.1	156.1	156.1
Miscellaneous industrial scales, incl crane, tank, hopper, and conveyor		3596-115	12/91	115.7	113.6	115.8	115.8	115.8	115.8	115.8	115.8	115.8	115.8	115.8	115.8	115.8
Retail, commercial, household, and mailing scales		3596-2	12/91	107.5	107.5	107.5	107.5	108.1	107.2	107.2	107.2	107.2	107.2	107.7	107.7	107.7
Parts, attachments, and accessories for scales and balances		3596-3	12/91	100.9	101.1	98.0	98.0	101.6	101.6	101.6	101.6	101.6	101.6	101.4	101.4	101.4
Parts for scales and balances		3596-309	12/80	90.3	98.5	90.6	90.6	89.5	89.5	89.5	89.5	89.5	89.5	88.9	88.9	88.9
Secondary products and miscellaneous receipts		3596-SM														
Secondary products		3596-S	12/80	(²)	124.0	126.2	126.2	(²)	(²)	(²)	(²)	(²)	125.5	125.5	125.5	125.5
Machinery, except electrical, not elsewhere classified																
Primary products	3599	3599-P	06/84	132.6	132.6	132.6	132.9	132.9	132.9	132.7	132.8	132.3	132.3	132.6	132.6	132.6
Miscellaneous machinery products		3599-4	06/84	126.7	126.4	126.4	126.7	126.7	126.7	126.6	126.6	126.6	126.6	126.9	126.9	126.9
Receipts for machine shop job work		3599-5	06/84	131.1	129.7	129.7	131.4	131.4	131.4	131.4	131.4	131.4	131.4	131.4	131.4	131.4
Receipts for machine shop job work		3599-5	06/84	126.5	126.3	126.3	126.5	126.5	126.5	126.3	126.4	126.3	126.3	126.7	126.7	126.7
Secondary products and miscellaneous receipts		3599-SM														
Miscellaneous receipts		3599-M	06/84	208.3	(²)	(²)	208.3	208.3	208.3	208.3	208.3	208.3	208.3	208.3	208.3	208.3
Resales		3599-Z89	10/97	121.0	(²)	(²)	121.0	121.0	121.0	121.0	121.0	121.0	121.0	121.0	121.0	121.0
Secondary products		3599-S	06/84	165.7	170.3	170.3	170.3	170.3	170.3	170.3	170.3	159.2	159.2	159.2	159.2	159.2
Electrical and electronic machinery, equipment, and supplies																
	36		12/84	105.7	106.7	106.6	106.6	106.1	105.9	105.8	105.5	105.5	105.4	105.1	105.0	104.3
Electric transmission and distribution equipment																
	361		12/84	140.6	140.1	140.5	140.3	141.1	140.3	140.9	140.0	140.3	140.1	140.8	140.8	142.4
Power, distribution and specialty transformers																
Primary products	3612	3612-P	06/81	141.7	142.1	142.1	141.6	141.8	142.0	142.1	141.6	141.3	141.3	141.3	141.1	142.2
Fluorescent lamp ballast		3612-3	06/81	139.7	140.1	140.1	139.6	139.8	140.0	140.0	139.5	139.4	139.5	139.4	139.2	140.4
Commercial, institutional and industrial general purpose transformers		3612-6	06/81	128.2	129.6	129.6	129.1	129.1	129.1	129.1	126.8	126.8	126.8	126.8	126.8	129.1
Power regulators, boosters, and other transformers and parts for all transformer		3612-7	06/81	171.2	171.9	171.9	171.9	171.9	171.6	171.8	171.2	169.7	169.6	169.2	166.9	176.7
Specialty transformers, except fluorescent lamp ballast		3612-8	01/00	(²)	(²)	(²)	(²)	(²)	(²)	101.4	101.4	101.5	101.5	101.5	101.5	101.5
Power and distribution transformers, except parts		3612-9	06/81	86.7	86.8	86.8	86.8	86.8	86.8	86.8	86.8	86.8	86.8	86.8	86.3	86.7
Power and distribution transformers, except parts		3612-9	12/99	98.1	97.9	97.9	97.5	97.8	98.1	98.2	98.2	98.2	98.2	98.2	98.3	98.3
Secondary products and miscellaneous receipts		3612-SM														
Miscellaneous receipts		3612-MM	12/99	98.8	100.8	100.8	100.8	100.8	100.8	100.8	(²)	100.8	96.0	96.0	96.0	96.0
Switchgear and switchboard apparatus																
Primary products	3613	3613-P	06/85	149.8	148.7	149.4	149.3	150.6	149.0	150.0	148.8	149.6	149.2	150.3	150.4	152.5
Switchgear, except ducts and control circuit relays		3613-1	06/85	151.0	149.6	150.4	150.3	151.7	150.1	151.2	149.7	150.8	150.4	151.5	151.7	154.0
Metal-clad switchgear using power circuit breakers, all voltages, excl. load interrupter		3613-109	06/85	146.2	147.1	147.5	147.3	147.2	146.4	146.5	145.7	145.7	145.5	145.2	145.2	145.2
Metal-clad switchgear using power circuit breakers, all voltages, excl. load interrupter		3613-109	06/85	133.8	134.1	134.1	134.1	134.1	134.1	134.1	134.1	134.1	134.1	132.8	(²)	(²)

See footnotes at end of table.

Table 3. Producer price indexes for the net output of selected industries and their products, 2002¹—Continued

Industry and product	Industry code	Product code	Index base	Annual Average	January	February	March	April	May	June	July	August	September	October	November	December
Switchgear and switchboard apparatus—Continued																
Metal-enclosed load interrupter switchgear assemblies, all voltages incl. parts		3613-111	06/85	113.2	116.4	115.3	114.4	113.9	113.3	112.8	112.3	112.1	112.0	111.9	111.8	111.8
Automatic and manual control panels (generators, transformers, etc.)		3613-112	06/85	157.6	159.1	158.8	158.4	158.4	158.4	158.4	157.0	157.0	156.4	156.4	156.4	156.4
Metal-enclosed power circuit breaker switchgear assemblies, 1,000 volts, including parts		3613-113	06/85	118.3	118.5	118.5	118.5	118.5	118.5	118.5	118.5	118.5	118.5	117.9	117.9	117.9
Metal-enclosed bus (sold separately), more than 1,000 volts		3613-117	12/96	104.7	104.8	104.8	104.8	104.8	104.8	104.8	104.8	104.8	104.4	104.4	104.4	104.4
Outdoor power switching equipment, 2,300 v. or more, except fuses		3613-141	06/85	160.6	164.2	164.2	164.2	164.2	160.3	161.1	158.2	158.2	158.2	158.0	158.0	158.0
Power circuit breakers, all voltages		3613-2	06/85	108.6	108.1	108.3	109.5	109.7	108.5	109.0	108.7	108.0	107.3	108.0	109.0	108.6
Other power cir. breakers sold sep., network protectors and auto cir reclosers, incl. parts		3613-231	06/85	113.0	113.0	113.0	113.0	113.0	113.0	113.0	113.0	113.0	112.9	112.9	112.9	(²)
Panelboards, distribution boards and other switching and interrupting devices		3613-3	06/85	162.0	159.9	160.1	160.9	164.5	161.2	161.7	161.7	162.3	162.5	163.2	161.9	163.9
Panelboards, including enclosing cabinets, 1,000 volts and below		3613-31	06/85	173.8	173.8	173.8	173.8	173.8	173.8	173.8	173.8	173.8	173.8	173.8	173.8	173.8
Circuit breaker type		3613-312	06/85	198.5	198.5	198.5	198.5	198.5	198.5	198.5	198.5	198.5	198.5	198.5	198.5	198.5
Distribution switchboards, 1,000 volts and below		3613-32	06/85	142.6	144.7	145.6	142.8	151.1	145.4	141.8	136.0	139.8	140.4	140.6	141.5	141.9
Fusible		3613-3215	06/85	141.8	142.8	143.7	147.9	142.9	142.4	141.1	140.0	139.6	139.7	139.5	141.8	140.0
Circuit breaker		3613-3217	06/85	142.4	144.8	145.7	140.7	153.1	145.8	141.5	134.3	139.4	140.1	140.5	140.9	142.1
Switches (except snap, toggle and rotary types), 1,000 volts and below		3613-33	06/85	169.6	163.5	163.6	167.9	173.2	167.1	168.3	172.0	171.2	171.5	173.5	168.9	174.7
Knife switches, enclosed heavy duty		3613-3321	06/85	196.2	182.7	192.2	192.9	(²)	191.5	194.3	190.2	193.6	207.2	211.7	189.3	206.9
Load center: circuit breaker type		3613-3326	06/85	182.0	176.8	170.9	186.2	189.9	179.7	178.5	190.4	185.5	182.3	(²)	(²)	(²)
Other low voltage switchgear apparatus		3613-398	06/85	150.3	146.4	146.4	146.4	146.4	146.4	153.0	153.0	153.0	153.0	153.0	153.1	153.1
Molded case circuit breakers		3613-5	06/85	146.8	145.7	144.9	144.1	146.7	145.5	147.0	141.6	143.6	144.9	148.7	151.0	158.2
Industrial type, 1,000 v. and below, incl. attachments or accessories		3613-511	06/85	150.2	147.9	147.1	146.3	150.5	146.2	151.3	142.4	145.5	148.2	152.4	156.7	168.1
Residential or light duty type, 1,000 v and below		3613-512	06/85	142.2	143.7	142.6	141.3	140.6	147.7	140.1	141.4	141.5	139.5	144.2	142.0	141.6
Secondary products and miscellaneous receipts		3613-SM														
Secondary products		3613-S	06/85	159.8	160.4	160.1	160.9	160.2	159.5	159.5	160.3	159.0	158.7	159.3	159.3	160.0
Other secondary products		3613-SSS	06/85	178.2	179.0	178.5	179.8	178.6	177.5	177.4	178.8	176.6	176.0	178.2	178.1	179.4
Electrical industrial apparatus	362		12/84	140.0	139.9	139.9	139.9	140.0	140.2	140.2	139.7	139.7	139.6	139.9	140.6	140.7
Motors and generators	3621		06/83	142.0	141.7	141.8	141.7	142.0	142.1	142.0	142.0	142.1	142.0	141.7	142.5	142.5
Primary products		3621-P	06/83	139.9	139.7	139.7	139.6	139.9	140.0	139.9	139.9	140.0	139.9	139.5	140.4	140.5
Fractional horsepower motors and generators (excluding hermetics)		3621-1	06/83	129.9	129.8	130.1	129.9	129.9	129.9	129.7	129.7	129.6	129.7	128.9	130.7	130.9
Integral horsepower motors and generators other than for land trans. equipment		3621-2	06/83	149.9	150.0	149.9	149.9	150.0	150.3	150.3	150.3	150.3	149.6	149.7	149.6	149.5
Land transportation motors, generators, and control equipment, excluding parts		3621-3	06/83	148.8	154.6	154.6	153.2	153.2	146.3	146.3	146.6	146.2	146.2	146.2	146.2	146.2
Integral motor generator sets and other rotating equipment, including hermetics		3621-8	12/99	96.9	(²)	(²)	(²)	96.9	96.9	96.9	96.9	96.9	96.9	96.9	96.7	96.7
Parts, supplies for motors, generators, and generator sets		3621-9	12/87	127.1	125.9	125.9	125.9	125.7	126.1	126.1	126.4	128.7	128.7	128.7	128.7	128.7
Secondary products and miscellaneous receipts		3621-SM														
Miscellaneous receipts		3621-M	12/86	136.8	137.1	137.1	137.1	137.1	137.1	137.1	137.2	136.9	136.3	136.3	136.3	136.3
Resales		3621-Z89	12/87	113.0	113.3	113.3	113.3	113.3	113.3	113.3	113.3	113.0	112.5	112.5	112.5	112.5
Secondary products		3621-S	06/83	163.6	162.1	163.5	163.5	163.6	163.6	163.6	163.6	163.6	163.6	164.2	164.2	164.2
Carbon and graphite products	3624		06/85	111.7	114.6	113.0	112.3	111.5	111.4	111.3	111.3	111.3	111.1	111.1	111.0	111.0
Primary products		3624-P	06/85	111.7	114.5	112.8	112.4	111.4	111.2	111.3	111.4	111.4	111.2	111.2	111.0	111.1

See footnotes at end of table.

Table 3. Producer price indexes for the net output of selected industries and their products, 2002¹—Continued

Industry and product	Industry code	Product code	Index base	Annual Average	January	February	March	April	May	June	July	August	September	October	November	December
Carbon and graphite products—Continued																
Carbon and graphite electrodes		3624-1														
Graphite electrodes		3624-156	06/85	90.8	97.3	93.3	92.5	89.9	89.5	89.8	90.0	90.0	89.4	89.4	89.1	89.2
Carbon and graphite products, excluding electrodes		3624-9	06/85	129.8	129.7	129.8	129.8	129.9	129.9	129.9	129.9	129.9	129.9	129.9	129.9	129.9
Brushes, contacts, and brushplates		3624-91	06/85	133.1	132.6	132.8	132.8	133.3	133.3	133.3	133.3	133.3	133.3	133.3	133.3	133.3
All other industrial brushes and contacts		3624-915	06/85	151.3	150.0	150.4	150.4	151.7	151.7	151.7	151.7	151.7	151.7	151.7	151.7	151.7
Carbon & graphite products except electrodes, brushes, contacts & brushplates		3624-98	06/85	128.7	128.7	128.7	128.7	128.7	128.7	128.7	128.7	128.7	128.7	128.7	128.7	128.7
Products with mechanical application excluding metallic oilless bearings		3624-983	06/85	147.7	147.7	147.7	147.7	147.7	147.7	147.7	147.7	147.7	147.7	147.7	147.7	147.7
Carbon & graphite fibers and prod w/other applications incl. chemical, nuclear,		3624-988	12/89	121.5	121.5	121.5	121.5	121.5	121.5	121.5	121.5	121.5	121.5	121.5	121.5	121.5
Secondary products and miscellaneous receipts		3624-SM														
Relays and industrial controls																
Primary products	3625	3625-P	06/85	150.0	150.2	150.1	150.1	150.1	150.4	150.5	148.9	148.9	148.9	149.9	151.0	151.1
Relays		3625-1	06/90	141.9	141.0	140.6	140.6	140.6	142.1	142.1	142.1	142.0	141.8	141.8	144.4	144.4
General purpose electromechanical relays		3625-11	06/90	111.8	111.9	111.9	111.9	111.9	111.9	111.9	111.2	111.2	111.2	111.2	112.6	112.6
Over 100 MW actuating power and sealed		3625-111	06/90	88.3	88.0	88.0	88.0	88.0	88.0	88.0	88.0	88.0	88.0	88.0	90.0	90.0
0.0 to 10 amps contact rating		3625-11101	06/90	81.2	80.6	80.6	80.6	80.6	80.6	80.6	80.6	80.6	80.6	80.6	84.1	84.1
Over 10 amps contact rating		3625-11102	06/90	(²)	98.6	98.6	98.6	98.6	98.6	(²)	98.6	98.6	98.6	(²)	(²)	(²)
Timing relays (timers)		3625-172	06/90	123.7	122.9	122.9	122.9	122.9	122.9	122.9	124.4	124.4	124.4	124.4	124.4	124.4
Solid-state pure		3625-17202	06/90	133.0	133.0	133.0	133.0	133.0	133.0	133.0	133.0	133.0	133.0	133.0	133.0	133.0
All other timing relays, incl pneumatic, electronic, etc.		3625-17203	06/90	123.0	122.2	122.2	122.2	122.2	122.2	122.2	123.9	123.9	123.9	123.9	123.9	123.9
Relays for industrial controls, all voltages, n.e.c.		3625-181	06/90	152.4	151.6	151.6	151.6	151.6	151.6	151.6	151.6	151.6	151.6	151.6	156.6	156.6
All other general purpose relays, n.e.c.		3625-191	05/85	218.3	214.7	212.7	212.7	212.7	220.3	220.3	220.3	220.3	220.3	220.3	222.5	222.5
Specific purpose industrial controls		3625-2	06/85	128.1	129.5	129.6	129.6	129.6	130.0	130.0	125.9	125.9	125.9	126.4	127.4	127.5
Definite purpose contactors and starters, 600 volts and less		3625-214	06/85	150.8	150.8	150.8	150.8	150.8	150.8	150.8	150.8	150.8	150.8	150.8	150.8	150.8
Programmable controllers, sold separately		3625-216	06/85	124.8	124.4	124.4	124.4	124.7	125.1	125.1	125.1	125.1	124.8	124.8	124.8	124.8
Other specific, special or definite purpose controls and devices		3625-217	06/85	146.6	150.7	151.0	151.0	151.0	151.3	151.4	140.7	140.7	141.0	142.6	143.8	144.2
General purpose industrial controls		3625-3	06/85	156.6	157.2	156.2	156.2	156.0	156.2	156.2	156.2	156.2	156.4	156.4	157.7	157.8
A.C. full voltage starters, 1000 volts or less, excl. adj. speed & sync. motor s		3625-311	06/85	202.7	201.2	201.2	201.2	201.2	201.2	201.2	201.2	201.2	201.2	201.2	209.9	209.9
A.C. contactors, 1000 volts or less, excl. adj. speed & sync. motor controls		3625-312	06/85	(²)	188.9	188.9	188.9	188.9	(²)	(²)	(²)	(²)	(²)	(²)	(²)	191.4
Synchronous motor starters, 1000 volts or less		3625-314	06/90	(²)	146.1	146.1	146.1	146.1	(²)	(²)	(²)	(²)	(²)	(²)	(²)	146.9
Limit switches (positioning sensors)		3625-318	06/85	157.9	156.7	156.7	156.7	156.7	156.7	156.7	156.7	156.7	160.3	160.3	160.3	160.3
Electromechanical positioning sensors		3625-31801	06/90	125.4	124.2	124.2	124.2	124.2	124.2	124.2	124.2	124.2	124.2	127.9	127.9	127.9
Controls for packaged adjustable speed drives		3625-324	06/85	109.7	109.7	109.7	109.7	109.7	109.7	109.7	109.7	109.7	109.7	109.7	109.7	109.7
All other general industry devices and systems, n.e.c.		3625-329	06/85	142.0	144.4	141.8	141.8	141.8	141.8	141.8	141.8	141.8	141.8	141.8	141.8	141.9
Motor control accessories and parts for industrial controls		3625-4	06/90	131.5	130.3	130.3	130.3	130.3	130.4	130.4	130.4	130.4	130.4	133.9	135.5	135.5
Motor control and starter accessories, excl. overload relays		3625-411	06/90	145.1	144.0	144.0	144.0	144.0	144.3	144.3	144.3	144.3	144.3	144.3	149.2	149.2
Parts for industrial controls, excl relays		3625-412	06/85	159.6	157.9	157.9	157.9	157.9	157.9	157.9	157.9	157.9	157.9	164.6	164.6	164.7
Secondary products and miscellaneous receipts		3625-SM														
Miscellaneous receipts		3625-M	06/85	207.5	205.9	205.9	205.9	205.9	205.9	205.9	205.9	205.9	205.9	212.4	212.4	212.4
Resales		3625-Z89	06/85	193.8	192.3	192.3	192.3	192.3	192.3	192.3	192.3	192.3	192.3	198.5	198.5	198.5
Secondary products		3625-S	06/85	127.5	123.4	127.7	127.7	127.7	127.9	127.9	127.9	128.0	128.1	128.1	128.0	128.0
Electrical industrial apparatus, n.e.c.																
Primary products	3629	3629-P	12/85	118.4	116.2	116.8	117.9	118.1	118.5	118.5	119.4	119.4	119.3	119.2	119.2	119.0
Capacitors for industrial use, except electronic		3629-1	12/85	86.5	87.0	86.5	86.5	86.5	86.5	86.4	86.4	86.4	86.4	86.4	86.4	86.4

See footnotes at end of table.

Table 3. Producer price indexes for the net output of selected industries and their products, 2002¹—Continued

Industry and product	Industry code	Product code	Index base	Annual Average	January	February	March	April	May	June	July	August	September	October	November	December
Electrical industrial apparatus, n.e.c.—Continued																
Rectifying apparatus, except electronic		3629-2	12/85	121.2	120.2	121.0	121.0	121.0	120.9	120.9	121.5	121.4	121.4	121.4	121.6	121.6
Semiconductor power conversion apparatus		3629-211	12/85	121.0	120.0	121.2	121.2	121.2	120.9	120.9	120.9	120.9	120.9	120.9	121.2	121.2
Other rectifying (power conversion) apparatus		3629-212	12/85	110.0	109.2	109.2	109.2	109.2	109.2	109.2	110.8	110.8	110.8	110.8	110.8	110.8
Other electrical equipment for industrial use, n.e.c.		3629-3	12/85	132.8	127.6	128.4	132.7	132.7	134.6	134.6	134.5	134.5	134.1	134.0	133.4	132.8
Secondary products and miscellaneous receipts		3629-SM	12/85	124.4	120.3	120.7	120.9	122.6	122.6	122.6	127.2	127.2	127.2	127.2	127.2	127.2
Secondary products		3629-S	12/85	125.0	120.8	121.2	121.4	123.2	123.2	123.2	127.8	127.8	127.8	127.8	127.8	127.8
Household appliances	363		12/84	104.2	105.1	105.1	104.2	104.3	104.1	104.0	104.3	104.3	104.1	104.3	103.6	103.4
Household cooking equipment and parts	3631		06/81	110.8	111.2	111.1	110.9	111.4	111.1	111.2	111.1	111.0	111.0	111.1	109.5	109.3
Primary products		3631-P	06/81	105.7	106.4	106.2	106.1	106.2	105.9	106.0	105.8	105.9	105.9	106.0	104.3	104.2
Electric and microwave household cooking units and parts		3631-1	06/81	96.2	96.8	96.6	96.7	96.7	96.5	96.6	96.2	96.2	96.4	96.5	94.8	94.4
Free-standing electric ranges and ovens		3631-1A	06/81	96.2	97.1	96.6	96.8	96.8	97.0	97.3	96.5	96.1	96.6	96.9	93.8	93.2
Free-standing ranges 23 to 32 inches in width		3631-112	06/81	94.8	95.6	95.1	95.4	95.3	95.6	95.8	95.0	94.6	95.1	95.4	92.3	91.7
Low oven		3631-11201	06/81	93.2	94.0	93.5	93.8	93.8	94.0	94.2	93.5	93.1	93.5	93.9	90.8	90.2
Other than free-standing electric ranges		3631-1B	06/81	131.8	131.9	131.9	131.9	131.9	131.9	131.9	131.9	131.9	131.9	131.9	131.9	(¹)
Built-in ranges		3631-121	06/81	121.5	121.5	121.5	121.5	121.5	121.5	121.5	121.5	121.5	121.5	121.5	121.5	(¹)
Surface cooktops		3631-21113	06/81	114.2	114.2	114.2	114.2	114.2	114.2	114.2	114.2	114.2	114.2	114.2	114.2	(¹)
All other ranges, stoves, and ovens, electric and electronic		3631-181	05/88	112.4	111.6	112.5	112.4	112.6	111.7	111.3	111.2	114.0	113.3	112.8	112.8	(¹)
Gas household units and related parts and accessories		3631-3	06/81	114.5	115.6	115.5	115.1	115.3	114.5	114.8	114.8	115.2	115.0	115.0	111.8	112.1
Standard type gas ranges		3631-3A	06/81	114.3	114.6	114.5	114.2	114.3	114.7	115.0	115.0	115.6	115.3	115.3	111.5	111.9
Free-standing ranges		3631-312	06/81	112.4	112.7	112.5	112.3	112.3	112.9	113.2	113.2	113.8	113.6	113.5	109.1	109.6
Free-standing gas ranges over 32 inches		3631-31211	06/81	137.8	137.5	137.5	137.5	137.5	137.5	137.5	138.1	138.1	138.1	138.1	138.1	138.1
Free-standing gas ranges over 24 to 32 inches in width		3631-31213	06/81	106.4	106.8	106.6	106.2	106.4	107.0	107.4	107.3	108.0	107.8	107.7	102.6	103.2
Surface cooktops		3631-319	06/81	156.7	157.4	157.4	157.4	157.4	156.1	156.1	156.4	156.4	156.4	156.4	156.4	156.4
Parts and accessories for household gas ranges and ovens		3631-385	06/94	(¹)	99.2	99.2	97.9	97.9	(¹)	(¹)	(¹)	(¹)	(¹)	(¹)	(¹)	(¹)
Other household cooking equipment, including outdoor		3631-4	06/81	128.1	128.3	128.3	128.0	128.0	128.0	128.0	128.0	128.0	128.0	127.9	127.9	127.9
All other household and outdoor cooking equipment		3631-4A	06/81	127.9	128.2	128.2	127.9	127.9	127.9	127.9	127.9	127.9	127.9	127.8	127.8	127.8
Portable outdoor and other cooking equipment		3631-412	06/81	124.1	124.4	124.4	124.1	124.1	124.1	124.1	124.1	124.1	124.1	124.1	(¹)	(¹)
Gasoline, white gas and kerosene consuming		3631-41212	06/94	106.4	106.7	106.7	106.4	106.4	106.4	106.4	106.4	106.4	106.4	(¹)	(¹)	(¹)
Parts and accessories for outdoor cooking and other cooking units		3631-413	06/81	132.9	133.2	133.2	133.2	133.2	133.2	133.2	133.2	133.2	133.2	131.8	131.8	131.8
Secondary products and miscellaneous receipts		3631-SM														
Secondary products		3631-S	06/81	146.4	142.0	141.5	139.3	150.0	149.1	149.1	152.3	146.8	146.8	146.8	146.8	146.8
Household refrigerators and home and farm freezers	3632		12/81	99.6	101.8	101.8	98.6	98.6	98.6	98.8	99.9	100.1	99.4	100.1	99.0	98.7
Primary products		3632-P	12/81	94.3	96.4	96.4	93.3	93.3	93.3	93.4	94.5	94.7	94.1	94.8	93.6	93.3
Household refrigerators, including combination refrigerator-freezers		3632-1	12/81	92.2	94.5	94.5	91.2	91.2	91.2	91.4	92.5	92.6	92.0	92.8	91.6	91.2
13.4 cubic feet and under		3632-103	06/94	114.3	114.2	114.2	114.2	114.2	114.2	114.2	114.2	114.2	114.2	114.2	114.6	114.6
13.5 to 17.4 cubic feet		3632-132	06/94	75.1	(¹)	(¹)	75.0	75.0	75.0	75.0	75.0	75.0	75.0	75.0	75.0	75.0
17.5 to 19.4 cubic feet		3632-143	12/81	(¹)	(¹)	(¹)	(¹)	(¹)	(¹)	(¹)	(¹)	(¹)	90.1	90.1	90.1	(¹)
19.5 cubic feet and over		3632-148	12/81	(¹)	(¹)	(¹)	(¹)	(¹)	93.8	94.1	96.1	96.4	95.2	96.6	94.4	(¹)
Food freezers, complete units, for freezing and/or storing (household type)		3632-2	04/82	(¹)	(¹)	(¹)	(¹)	(¹)	(¹)	(¹)	110.6	111.3	111.1	110.6	109.9	111.2
Secondary Products and Miscellaneous Receipts		3632-SM														
Secondary products		3632-S	12/81	160.0	159.7	159.7	159.7	159.7	159.7	159.7	159.7	159.7	159.7	159.7	161.4	161.4
Household laundry equipment	3633		12/79	131.1	131.9	131.9	131.9	131.9	130.8	130.6	130.6	131.0	130.7	131.2	130.7	129.9
Primary products		3633-P	12/79	130.5	131.3	131.3	131.3	131.3	130.3	130.0	130.0	130.4	130.1	130.6	130.1	129.3

See footnotes at end of table.

Table 3. Producer price indexes for the net output of selected industries and their products, 2002¹—Continued

Industry and product	Industry code	Product code	Index base	Annual Average	January	February	March	April	May	June	July	August	September	October	November	December
Household laundry equipment—Continued																
Household mechanical washing machines, dryers, and washer-dryer combinations, ex		3633-1	12/79	119.1	120.1	120.1	120.1	120.1	119.0	118.7	118.7	118.7	118.5	118.9	118.5	117.5
Washing machines, mechanical, electric		3633-1A	12/79	114.0	115.0	115.0	115.0	115.0	114.0	113.6	113.6	113.7	113.3	113.9	113.2	112.5
Fully automatic and semi-automatic, standard size		3633-131	12/79	113.7	114.7	114.7	114.7	114.7	113.7	113.3	113.3	113.4	113.0	113.6	113.0	112.3
Dryers, mechanical, excl. coin-operated		3633-15	12/79	128.8	130.0	130.0	130.0	130.0	128.4	128.4	128.4	128.4	128.3	128.7	128.4	127.0
Electric		3633-155	12/79	133.3	134.3	134.3	134.3	134.3	133.0	133.0	133.0	133.0	132.9	133.3	133.0	131.1
Electric housewares and fans																
Primary products	3634	3634-P	12/82	110.4	110.2	110.4	110.4	110.5	110.4	110.4	110.4	110.4	110.4	110.4	110.4	110.4
Electric fans, except industrial, excluding parts		3634-1	12/82	109.0	108.8	109.1	109.0	109.0	109.0	109.0	109.0	109.0	109.0	109.1	109.0	109.0
Small household appliances, excluding parts		3634-6	12/82	110.0	109.2	109.9	110.1	110.1	110.1	110.1	110.1	110.1	110.1	110.3	110.1	110.1
Parts & attach. for household elec. fans & small household elec. appliances		3634-9	12/82	105.4	105.4	105.4	105.4	105.4	105.4	105.4	105.4	105.4	105.4	105.4	105.4	105.4
Secondary products and miscellaneous receipts		3634-SM		138.4	138.9	138.9	138.9	138.9	138.9	138.9	138.9	138.9	137.4	137.4	137.4	137.4
Miscellaneous receipts		3634-M	01/86	80.5	80.5	80.5	80.5	80.5	80.5	80.5	80.5	80.5	80.5	80.5	80.5	80.5
Secondary products		3634-S	12/82	147.3	147.0	146.8	146.8	147.8	147.5	147.5	147.5	147.5	147.5	147.5	147.5	147.5
Household vacuum cleaners																
Primary products	3635	3635-P	12/82	112.2	115.4	115.2	113.0	112.1	111.9	111.6	111.3	111.5	111.5	110.8	111.3	111.0
Household vacuum cleaners, including parts and attachments		3635-1	12/82	108.4	111.5	111.3	109.0	108.2	108.0	107.7	107.6	107.8	107.8	107.0	107.5	107.2
Upright and stick vacuum cleaners		3635-133	12/82	108.4	111.5	111.3	109.0	108.2	108.0	107.7	107.6	107.8	107.8	107.0	107.5	107.2
Canister, tank, and all other general purpose vacuum cleaners		3635-137	12/82	99.3	104.3	103.7	100.3	99.2	98.9	98.4	98.2	98.5	98.5	97.2	97.2	96.7
All other vacuum cleaner types and parts and attachments		3635-139	12/00	106.0	106.7	107.1	107.1	105.4	105.4	105.4	105.4	105.4	105.4	105.4	106.9	106.9
Secondary products and miscellaneous receipts		3635-SM		95.6	96.4	96.4	94.4	95.6	95.6	95.6	95.6	95.6	95.6	95.6	95.6	95.6
Miscellaneous receipts		3635-M	12/82	173.8	178.8	178.9	178.7	176.8	175.6	176.5	170.5	170.5	169.9	169.9	169.9	169.9
Secondary products		3635-S	12/82	(²)	132.8	133.0	132.7	132.7	132.8	133.2	132.8	(²)	(²)	(²)	(²)	(²)
Household appliances, not elsewhere classified																
Primary products	3639	3639-P	12/82	139.2	138.3	138.9	139.4	139.8	139.7	139.4	140.1	139.4	139.0	139.6	138.3	138.3
Electric water heaters		3639-1	12/82	128.7	128.0	128.5	129.2	129.3	129.0	129.4	129.4	128.5	129.1	127.6	127.8	127.8
Non-electric water heaters		3639-2	12/82	141.0	140.2	141.3	141.6	141.6	141.0	141.0	141.0	140.9	140.8	140.9	140.9	140.9
Household appliances, n.e.c., and parts for household appliances, n.e.c.		3639-5	12/82	157.7	154.6	156.1	159.3	159.3	157.6	157.9	157.9	157.9	157.9	157.9	157.9	157.9
Secondary products and miscellaneous receipts		3639-SM		105.2	105.4	105.4	105.3	105.4	105.7	105.7	106.2	105.5	105.0	105.8	103.5	103.8
Electric lighting and wiring equipment																
Primary products	364		12/84	128.2	127.6	128.1	128.1	128.0	128.4	128.7	129.0	129.1	128.8	127.7	127.7	127.4
Electric lamp bulbs and tubes																
Primary products	3641	3641-P	12/83	110.0	109.1	110.1	110.5	109.8	111.6	111.2	110.8	111.2	109.8	108.7	108.9	107.9
Large incandescent lamps, except photographic and Christmas tree		3641-2	12/83	109.0	108.1	109.1	109.5	108.8	110.7	110.4	109.9	110.3	108.8	107.7	108.0	106.9
General lighting		3641-21	12/83	116.6	117.8	118.6	119.0	116.6	117.6	116.9	116.4	116.8	115.2	115.6	114.2	114.7
White lamps, 15-150 watts, 100-130 volts		3641-211	12/83	104.5	104.1	106.2	105.1	101.6	104.7	104.8	105.0	104.8	104.9	104.5	104.0	104.5
Reflector, 100-130 volts		3641-23	12/83	106.0	105.2	109.0	107.0	100.5	106.4	106.5	106.9	106.5	106.7	105.9	105.0	106.0
All other large incandescent lamps (special purpose) including traffic and street lighting		3641-28	07/85	143.2	144.3	(²)	147.8	146.3	144.8	143.7	142.1	143.5	140.9	143.6	138.8	138.6
Miniature incandescent lamps, except Christmas tree		3641-3	12/83	156.5	156.5	156.5	156.5	156.5	156.5	156.5	156.5	156.5	156.5	156.5	156.5	156.5
Automobile glass and metal sealed beams		3641-31	07/85	116.8	117.9	118.0	118.0	118.1	120.5	116.5	116.6	116.0	116.9	114.6	114.0	114.3
OEM		3641-313	06/95	113.3	114.6	114.7	114.7	114.9	118.1	112.7	112.9	112.1	113.4	110.7	109.9	110.3
Electric discharge lamps, except Christmas tree		3641-4	12/83	113.3	114.6	114.7	114.7	114.9	118.1	112.7	112.9	112.1	113.4	110.7	109.9	110.3
Fluorescent, hot cathode		3641-42	12/83	97.2	93.3	95.1	95.9	96.2	99.1	100.6	99.9	100.9	98.0	95.6	97.9	94.5
Slimline, single pin base, including rapid start		3641-421	12/83	90.3	87.1	90.0	90.8	90.1	92.8	93.7	92.5	93.1	90.3	87.7	88.1	87.3
			12/83	85.8	81.3	83.5	87.2	83.8	85.3	88.3	86.8	87.7	87.0	85.3	87.3	86.6

See footnotes at end of table.

Table 3. Producer price indexes for the net output of selected industries and their products, 2002¹—Continued

Industry and product	Industry code	Product code	Index base	Annual Average	January	February	March	April	May	June	July	August	September	October	November	December
Electric lamp bulbs and tubes—Continued																
Other fluorescent hot cathode lamps, below 40 watts		3641-424	12/91	113.1	114.5	114.5	113.3	112.1	112.7	113.2	113.5	116.4	115.1	113.4	111.5	107.2
Other fluorescent hot cathode lamps, 40 watts and over, including preheat-rapid start		3641-425	12/83	75.7	71.1	74.2	75.2	77.2	80.3	81.1	79.2	79.2	75.1	71.6	72.7	72.0
Miscellaneous electrical discharge		3641-43	12/83	113.8	106.5	102.9	104.0	108.9	112.8	116.4	118.3	120.9	118.1	116.9	127.6	112.6
General lighting high intensity lamps		3641-432	12/91	87.5	88.4	88.0	89.2	87.5	88.6	87.4	87.6	87.2	87.0	87.3	85.3	86.6
Secondary products and miscellaneous receipts		3641-SM														
Miscellaneous receipts		3641-M	09/92	99.9	99.9	99.9	99.9	99.9	99.9	99.9	99.9	99.9	99.9	99.9	99.9	99.9
Resales		3641-Z89	09/92	99.9	99.9	99.9	99.9	99.9	99.9	99.9	99.9	99.9	99.9	99.9	99.9	99.9
Current-carrying wiring devices	3643		12/81	142.4	142.2	142.4	142.3	142.9	142.6	142.5	142.6	142.5	142.6	142.4	142.3	142.0
Primary products		3643-P	12/81	141.0	140.5	140.7	140.6	141.4	141.3	141.1	141.3	140.9	141.1	141.2	141.0	140.7
Convenience and power outlets (excluding pin and sleeve)		3643-2	12/81	86.8	87.7	88.9	88.0	86.7	86.9	86.8	87.9	86.0	86.1	87.1	85.9	83.5
Switches for electrical circuitry		3643-3	12/99	95.6	95.7	95.7	95.7	95.7	95.7	95.7	95.7	95.6	95.4	95.4	95.4	95.4
Wire connectors for electrical circuitry		3643-5	12/81	140.8	138.3	138.4	138.4	142.1	141.6	141.3	141.3	141.1	141.9	141.7	141.6	141.6
Current-carrying wiring devices, n.e.c.		3643-6	12/99	99.1	99.6	99.8	99.7	98.9	98.9	98.9	98.9	98.9	98.9	98.9	98.9	98.9
Lampholders		3643-7	12/81	152.8	152.8	152.7	152.9	152.7	152.7	152.7	152.7	153.3	153.3	152.5	152.5	152.5
Secondary products and miscellaneous receipts		3643-SM														
Miscellaneous receipts		3643-M	12/93	91.2	91.3	91.3	91.3	91.3	91.3	91.3	91.3	93.0	93.0	89.8	89.8	89.8
Secondary products		3643-S	12/81	154.5	155.7	155.7	155.7	155.7	153.9	153.8	153.9	153.6	153.7	154.1	154.2	154.1
Noncurrent-carrying wiring devices	3644		12/81	185.4	181.2	182.8	183.4	183.5	185.0	188.1	189.6	189.8	190.1	185.0	183.9	182.1
Primary products		3644-P	12/81	179.3	174.5	176.3	176.8	177.1	178.8	182.4	184.1	184.4	184.6	178.8	177.6	175.6
Electrical transmission line and utility pole hardware		3644-1	12/81	164.6	164.0	163.9	165.0	165.0	164.6	164.6	164.8	164.3	164.2	165.2	165.2	164.9
Pole and transmission line construction materials, commercially available		3644-112	12/81	160.2	159.7	159.7	160.5	160.4	159.9	160.0	160.3	159.8	159.8	160.8	160.8	160.4
Pole and transmission line anchors		3644-113	12/93	91.8	94.3	92.9	92.3	92.9	93.7	91.3	91.0	(²)	90.2	90.3	90.6	90.7
Electrical conduit and conduit fittings		3644-2	12/81	165.8	157.8	161.2	161.3	162.0	165.4	171.5	174.7	175.5	175.8	164.4	162.1	158.3
Electrical conduit, raceways, and wireways		3644-21	12/86	116.2	106.7	110.9	110.9	111.8	115.9	123.3	127.1	127.8	127.8	114.1	111.3	106.8
Flexible nonmetallic conduit, including plastics and liquid-tight		3644-217	12/86	137.7	137.5	137.5	137.8	137.8	137.8	137.8	137.8	137.8	137.8	137.8	137.8	137.8
Electrical conduit fittings		3644-28	12/86	181.9	181.5	181.5	181.5	181.5	181.5	181.5	181.5	181.5	182.7	182.7	182.7	182.7
All other rigid metal conduit fittings, including couplings, nipples, bends, and elbows		3644-282	12/81	223.2	222.8	222.8	222.8	222.8	222.8	222.8	222.8	223.5	223.9	223.9	223.9	223.9
All other rigid metal conduit fittings		3644-28259	12/93	135.9	133.1	133.1	133.1	133.1	133.1	133.1	133.1	137.4	140.3	140.3	140.3	140.3
Cable, cord, and flexible conduit fittings		3644-286	04/82	220.1	219.4	219.4	219.4	219.4	219.4	219.4	219.4	221.1	221.1	221.1	221.1	221.1
Armored cable, metallic sheathed cable, and flexible conduit fittings		3644-28611	04/82	205.2	204.1	204.1	204.1	204.1	204.1	204.1	204.1	206.7	206.7	206.7	206.7	206.7
All other noncurrent-carrying wiring devices		3644-3	12/81	215.1	213.6	213.6	214.4	214.4	214.4	215.7	215.7	215.7	215.8	215.8	215.8	215.8
Stamped metal boxes, covers, and accessories, including stamped conduit boxes		3644-33	12/81	207.7	207.7	207.7	207.7	207.7	207.7	207.7	207.7	207.7	207.7	207.7	207.7	207.7
Stamped metal switch and receptacle boxes		3644-331	12/81	199.0	199.0	199.0	199.0	199.0	199.0	199.0	199.0	199.0	199.0	199.0	199.0	199.0
Cast metal boxes, covers, gaskets, and accessories		3644-34	12/81	233.8	227.1	227.1	227.1	227.1	227.1	238.1	238.5	238.8	238.8	238.8	238.8	238.8
Outlet type		3644-342	12/93	127.8	124.8	124.8	124.8	124.8	124.8	129.3	130.0	130.0	130.0	130.0	130.0	130.0
All other noncurrent-carrying wiring devices		3644-37	12/81	222.6	219.1	219.1	223.2	223.2	223.2	223.3	223.3	223.3	223.3	223.3	223.4	223.2
All other noncurrent-carrying wiring devices, n.e.c.		3644-379	12/93	136.7	134.5	134.5	137.1	137.1	137.2	137.2	137.2	137.2	137.2	137.1	137.2	137.1
Secondary products and miscellaneous receipts		3644-SM														
Secondary products		3644-S	12/81	212.4	211.7	211.7	213.2	212.5	212.2	212.2	212.2	212.2	212.7	212.7	212.7	212.7
Current-carrying wiring devices		3643-S	12/81	231.6	226.6	226.6	231.8	231.8	231.8	231.8	231.8	231.8	233.7	233.7	233.7	233.7
Other secondary products		3644-SSS	12/81	206.7	207.7	207.7	207.7	206.7	206.4	206.4	206.4	206.4	206.4	206.4	206.4	206.4
Residential lighting fixtures	3645		12/83	142.4	142.6	142.6	142.6	142.5	142.5	142.5	142.4	142.5	142.0	142.0	142.1	142.1
Primary products		3645-P	12/83	141.2	141.6	141.6	141.6	141.4	141.4	141.4	141.3	141.4	140.8	140.7	140.8	140.8
Electric residential fixtures, except portable including parts		3645-1	12/83	137.7	138.2	138.2	138.2	138.0	138.0	138.0	137.8	138.0	136.9	137.1	137.3	137.3

See footnotes at end of table.

Table 3. Producer price indexes for the net output of selected industries and their products, 2002¹—Continued

Industry and product	Industry code	Product code	Index base	Annual Average	January	February	March	April	May	June	July	August	September	October	November	December
Residential lighting fixtures—Continued																
Portable electric residential lighting fixtures (incl. parts and accessories)		3645-7	12/83	145.4	145.7	145.6	145.8	145.5	145.5	145.5	145.5	145.5	145.5	145.0	145.0	145.0
Secondary products and miscellaneous receipts		3645-SM														
Miscellaneous receipts		3645-M	03/99	98.4	98.3	98.3	98.3	98.3	98.3	98.3	98.3	98.3	98.8	98.8	98.8	98.8
Resales		3645-Z89	03/99	98.4	98.3	98.3	98.3	98.3	98.3	98.3	98.3	98.3	98.8	98.8	98.8	98.8
Secondary products		3645-S	12/83	178.0	178.0	178.0	178.0	178.0	178.0	178.0	178.0	178.0	178.0	178.0	178.0	178.0
Secondary products		3645-SSS	06/98	100.4	100.4	100.4	100.4	100.4	100.4	100.4	100.4	100.4	100.4	100.4	100.4	100.4
Commercial lighting fixtures																
Primary products	3646	3646-P	06/81	148.6	148.8	149.2	149.1	147.8	148.0	147.9	147.9	149.0	148.5	148.8	149.2	149.4
Electric lighting fixtures, commercial and institutional types		3646-2	06/81	145.8	146.0	146.5	146.4	145.0	145.1	145.1	145.1	146.0	145.6	145.9	146.5	146.6
Incandescent fixtures		3646-201	06/81	162.2	163.2	165.3	163.8	161.3	161.8	162.3	161.8	161.3	161.3	161.3	161.8	161.3
Other incandescent fixtures, including portable		3646-20119	06/81	115.9	116.7	118.2	117.0	115.3	115.7	116.0	115.7	115.3	115.3	115.3	115.7	115.3
Mercury and other high-intensity discharge fixtures		3646-202	06/81	168.3	162.6	168.8	168.8	168.8	168.8	168.8	168.8	168.8	168.8	168.8	168.8	168.8
Fluorescent fixtures, except portable		3646-203	06/81	138.8	139.3	139.1	139.1	138.0	138.0	138.0	138.0	139.0	138.6	139.1	139.8	139.8
Recessed air handling		3646-20351	06/81	139.6	141.3	141.3	141.3	139.0	139.0	139.0	139.0	139.0	139.0	139.0	139.0	139.0
Recessed non-air handling		3646-20353	06/81	120.1	120.5	120.5	120.5	119.6	119.6	119.6	119.4	120.2	119.1	119.7	121.6	121.0
Striplights		3646-20354	06/81	133.7	137.9	136.3	136.3	133.0	133.0	133.0	133.0	133.0	133.0	133.0	132.0	131.6
Surface or pendant		3646-20358	06/81	186.2	186.2	186.2	186.2	186.2	186.2	186.2	186.2	186.2	186.2	186.2	186.2	186.2
All other fluorescent fixtures		3646-20363	03/87	138.2	136.7	136.7	136.7	136.7	136.7	136.7	136.7	138.0	138.0	140.0	141.4	143.4
Component or renewal parts for commercial or institutional fixtures, sold separately		3646-204	06/81	141.4	137.4	140.5	142.6	138.3	139.8	138.5	141.8	147.1	143.5	141.8	141.5	143.4
Electric lighting fixtures, industrial types		3646-3	06/81	146.1	148.4	148.4	148.4	145.5	145.5	145.5	145.5	145.5	145.5	145.3	145.1	145.1
General fixtures, except portable		3646-305	06/81	141.3	144.0	144.0	144.0	140.5	140.5	140.5	140.5	140.5	140.5	140.3	140.1	140.1
Fluorescent fixtures		3646-30513	06/81	142.4	145.4	145.4	145.4	141.6	141.6	141.6	141.6	141.6	141.6	141.3	141.1	141.1
Secondary products and miscellaneous receipts		3646-SM														
Secondary products		3646-S	06/81	171.3	169.1	169.8	169.1	170.1	171.4	170.1	170.1	173.8	172.4	173.1	173.1	174.1
Vehicular lighting equipment																
Primary products	3647	3647-P	12/83	122.7	122.7	122.7	122.7	122.4	122.5	123.2	123.6	123.0	122.5	122.5	122.4	122.5
Vehicular lighting equipment (excluding bulbs) for all uses		3647-1	12/83	108.1	108.0	108.0	108.0	107.5	107.5	108.3	108.8	108.2	108.2	108.2	108.0	108.1
Motor vehicle lighting equipment		3647-11	12/83	100.8	101.4	101.4	101.3	100.4	100.4	100.7	101.3	100.5	100.5	100.5	100.5	100.6
Other than motor vehicle lighting equipment including fluorescent fixtures		3647-12	12/83	166.4	159.9	159.8	159.8	163.3	163.3	170.4	170.4	170.4	170.4	170.4	169.0	169.0
Component and renewal parts for vehicular lighting equipment		3647-13	06/93	94.9	94.8	94.8	94.8	94.9	94.9	94.9	94.9	94.9	94.9	94.9	94.9	94.9
Secondary products and miscellaneous receipts		3647-SM														
Miscellaneous receipts		3647-M	12/83	95.8	94.4	94.4	94.4	96.3	96.3	96.3	96.3	96.3	96.3	96.3	96.3	96.3
Secondary products		3647-S	12/83	161.5	162.6	162.7	162.7	163.0	163.0	163.0	163.0	162.7	158.9	158.8	158.8	158.8
Lighting equipment, n.e.c.																
Primary products	3648	3648-P	06/85	118.9	119.1	119.3	119.3	119.2	119.3	119.3	119.6	119.6	119.4	117.1	117.8	117.7
Outdoor lighting equipment (including parts and accessories)		3648-5	06/85	126.2	125.6	125.9	125.9	126.0	126.3	126.5	126.5	126.5	126.5	126.0	126.2	126.3
Electric and nonelectric lighting equipment, n.e.c., including hand portable		3648-9	06/85	105.2	107.0	107.1	107.1	106.6	106.7	106.3	107.0	107.1	106.6	100.2	100.5	100.1
Secondary products and miscellaneous receipts		3648-SM														
Miscellaneous receipts		3648-M	05/89	105.3	104.0	104.0	104.0	104.0	104.0	104.0	104.0	104.0	104.0	104.0	111.5	111.5
Secondary products		3648-S	06/85	124.2	123.7	124.1	124.1	124.1	124.1	124.1	124.1	124.1	124.1	124.1	124.8	124.8
Radio and television receiving equipment, except communication types																
	365		12/84	81.8	82.8	82.6	82.6	82.2	81.7	81.9	81.6	81.1	81.1	82.2	80.9	80.6

See footnotes at end of table.

Table 3. Producer price indexes for the net output of selected industries and their products, 2002¹—Continued

Industry and product	Industry code	Product code	Index base	Annual Average	January	February	March	April	May	June	July	August	September	October	November	December
Household audio & video equipment	3651		03/80	74.0	74.4	74.4	74.5	74.1	74.1	74.1	74.0	74.0	73.7	73.6	73.3	73.2
Primary products		3651-P	03/80	70.8	71.3	71.4	71.3	71.0	70.9	70.9	70.9	70.9	70.6	70.4	70.1	70.0
Television receivers, including combination models		3651-2	03/80	57.6	58.4	58.4	58.4	57.7	57.7	57.7	57.5	57.6	57.3	57.1	56.8	56.8
Console and console TV receiver, color		3651-204	07/97	97.8	98.3	98.3	98.3	98.3	98.3	98.3	98.1	98.1	97.1	97.1	97.1	97.1
Table and portable		3651-21	03/80	51.0	51.7	51.7	51.7	50.9	50.9	50.9	50.8	50.9	50.9	50.7	50.3	50.3
Color TV over 17 inch		3651-216	03/80	49.7	50.5	50.5	50.5	49.6	49.6	49.6	49.5	49.6	49.5	49.3	48.9	48.9
Projection televisions		3651-222	12/92	67.7	69.4	69.2	69.2	69.0	68.2	68.2	68.0	67.7	66.6	65.5	65.5	65.5
High fidelity equipment and components		3651-4	03/80	134.4	134.4	134.6	134.3	134.3	134.3	134.3	134.3	134.3	134.3	134.3	134.3	134.3
Consumer high fidelity components		3651-4B	03/80	122.0	121.9	122.1	122.0	122.0	122.0	122.0	122.0	122.0	122.0	122.0	122.0	122.0
Power amplifiers		3651-426	12/92	108.4	108.4	108.4	108.4	108.4	108.4	108.4	108.4	108.4	108.4	108.4	108.4	108.4
Other consumer high fidelity components		3651-427	12/92	122.8	122.5	122.9	122.8	122.8	122.8	122.8	122.8	122.8	122.8	122.8	122.7	122.7
Consumer audio/video recorders and players		3651-428	12/92	103.3	103.4	103.8	103.2	103.2	103.2	103.2	103.2	103.2	103.2	103.2	103.2	103.2
Other consumer audio/visual recorders & players		3651-42204	12/92	98.9	99.0	99.3	98.8	98.8	98.8	98.8	98.8	98.8	98.8	98.8	98.8	98.8
Other equipment and accessories, including speakers		3651-5	03/80	131.8	132.2	132.4	132.3	132.3	132.3	132.3	132.3	132.3	131.4	131.4	130.9	130.2
Loudspeaker systems		3651-5A	03/80	125.0	125.2	125.5	125.3	125.3	125.3	125.3	125.3	125.3	125.3	125.3	124.1	122.5
Bookshelf type		3651-556	03/80	115.3	115.4	115.5	115.2	115.2	115.2	115.2	115.2	115.2	115.2	115.2	115.2	115.2
Floor standing		3651-557	03/80	134.4	134.8	135.4	135.4	135.4	135.2	135.2	135.2	135.2	135.2	135.2	132.5	128.6
Other loudspeaker systems		3651-568	03/80	116.6	116.9	116.9	116.5	116.5	116.5	116.5	116.5	116.5	116.5	116.5	116.5	116.5
Loudspeakers sold separately		3651-554	03/80	126.2	126.7	126.8	126.8	126.8	126.8	126.8	126.8	126.8	124.9	124.9	124.9	124.9
Microphones		3651-555	03/80	191.1	190.6	191.1	191.1	191.1	191.1	191.1	191.1	191.1	191.1	191.1	191.1	191.1
Other equipment & accessories		3651-599	12/92	108.2	108.2	108.2	108.2	108.2	108.2	108.2	108.2	108.2	108.2	108.2	108.2	108.2
Secondary products and miscellaneous receipts		3651-SM														
Miscellaneous receipts		3651-M	12/86	(²)	(²)	(²)	85.0	85.0	85.0	85.0	85.0	(²)	(²)	(²)	(²)	(²)
Resales		3651-Z89	12/86	(²)	(²)	(²)	85.0	85.0	85.0	85.0	85.0	(²)	(²)	(²)	(²)	(²)
Secondary products		3651-S	03/80	139.2	139.3	139.5	139.5	139.5	139.1	139.1	139.1	139.1	139.1	139.1	139.1	139.1
Other secondary products		3651-SSS	12/92	81.0	(²)	81.0	81.0	81.0	81.0	81.0	81.0	81.0	81.0	81.0	81.0	81.0
Phonograph records and prerecorded audio tapes and disks	3652		12/84	88.2	91.5	90.3	90.3	89.6	87.3	88.3	87.1	84.1	85.8	92.0	86.4	85.5
Primary products		3652-P	12/84	86.9	90.4	89.1	89.1	88.4	86.0	87.0	85.8	82.7	84.4	90.9	85.0	84.1
Phonograph records, compact audio discs, and other audio-encoded disk recordings		3652-1	12/84	99.4	102.0	100.2	100.2	100.0	96.3	98.5	99.5	95.8	98.0	104.4	98.8	98.8
45 RPM phonograph records, except monaural and 12 inch diameter		3652-12	06/92	(²)	100.8	102.7	(²)	(²)	(²)	(²)	(²)	(²)	(²)	(²)	(²)	(²)
Released for wholesale, retail and/or direct distribution		3652-122	12/84	(²)	113.8	116.0	(²)	(²)	(²)	(²)	(²)	(²)	(²)	(²)	(²)	(²)
33 1/3 RPM phonograph records, except monaural and non-vinyl		3652-13	06/92	101.3	101.4	97.4	97.4	104.4	99.5	99.5	105.5	104.4	100.5	102.1	101.3	102.1
Released for wholesale, retail and/or direct distribution		3652-131	12/84	(²)	98.4	93.4	(²)	(²)	(²)	(²)	(²)	(²)	(²)	(²)	(²)	(²)
Compact audio discs (CD's)		3652-15	06/92	91.4	93.8	92.2	92.2	91.9	88.5	90.6	91.3	87.8	90.0	96.2	90.9	90.9
Released for wholesale, retail and/or direct distribution		3652-151	06/92	104.5	107.1	105.3	105.3	105.1	101.0	103.5	104.4	100.5	103.1	110.4	104.1	104.1
Compact disc singles		3652-15101	06/92	(²)	67.7	66.7	(²)	(²)	(²)	(²)	(²)	64.4	66.0	65.9	65.9	(²)
Compact disc albums		3652-15102	06/92	104.5	107.1	105.2	105.2	105.2	101.1	103.6	104.5	100.4	103.0	110.5	104.1	104.1
Manufactured on a fee or contract basis		3652-152	06/92	48.3	52.2	51.3	51.3	49.5	49.5	49.1	49.1	45.7	45.7	45.7	45.5	45.0
Other disk records, including laquers and other intermediates		3652-162	12/84	(²)	(²)	(²)	(²)	127.7	135.4	128.2	126.0	(²)	120.1	109.9	107.8	(²)
Prerecorded audio cassettes and tapes		3652-2	12/84	80.1	88.0	88.0	87.9	85.5	86.2	83.5	74.2	71.7	72.6	82.4	72.8	68.4
Cassettes released for wholesale, retail and/or direct distribution, except DAT		3652-284	12/84	78.7	86.5	86.5	86.5	84.1	84.8	82.1	72.8	70.3	71.2	81.0	71.4	67.0
Cassette albums		3652-28402	06/92	77.6	85.2	85.2	85.2	82.9	83.6	80.9	71.8	69.3	70.2	79.8	70.4	66.1
Manufactured on a fee or contract basis		3652-288	12/84	80.6	84.5	84.5	82.6	80.5	82.1	82.6	82.6	78.0	78.0	78.0	78.0	78.0
Secondary products and miscellaneous receipts		3652-SM														
Miscellaneous receipts		3652-M	12/84	(²)	89.1	89.1	(²)	(²)	(²)	(²)	(²)	(²)	(²)	(²)	(²)	(²)
Contract work and other miscellaneous receipts		3652-XY9	12/84	(²)	78.4	78.4	(²)	(²)	(²)	(²)	(²)	(²)	(²)	(²)	(²)	(²)

See footnotes at end of table.

Table 3. Producer price indexes for the net output of selected industries and their products, 2002¹—Continued

Industry and product	Industry code	Product code	Index base	Annual Average	January	February	March	April	May	June	July	August	September	October	November	December
Communication equipment	366		12/85	105.0	107.5	106.6	106.5	105.7	105.6	105.3	104.3	104.5	104.5	103.6	103.5	102.8
Telephone & telegraph apparatus	3661		12/85	104.6	106.3	105.8	105.5	105.4	105.3	105.1	104.8	104.8	104.7	102.9	102.7	101.8
Primary products		3661-P	12/85	104.6	106.3	105.8	105.4	105.4	105.2	105.2	104.8	104.9	104.8	102.8	102.7	101.7
Telephone switching and switchboard equipment		3661-1	12/85	112.5	112.5	112.5	112.5	112.5	112.5	112.5	112.5	112.5	112.5	112.5	112.5	112.5
Carrier line equipment and external modems, except consumer		3661-3	12/00	95.6	96.8	95.9	95.8	95.7	95.0	94.9	95.6	95.5	95.5	95.6	95.6	95.6
Other telephone and telegraph (wire) apparatus		3661-4	12/00	83.0	85.5	84.9	84.4	84.3	84.4	84.3	83.4	83.5	83.4	79.9	79.7	78.0
Secondary products and miscellaneous receipts		3661-SM														
Miscellaneous receipts		3661-M	12/85	(²)	(²)	(²)	(²)	(²)	(²)	123.3	123.3	123.3	123.3	123.3	123.3	123.3
Secondary products		3661-S	12/85	75.1	79.2	79.2	79.2	79.2	79.2	73.6	73.6	71.7	71.7	71.7	71.7	71.7
Radio and television broadcasting and communications equipment	3663		12/91	98.2	101.6	100.3	100.4	98.8	98.7	98.4	96.6	96.9	97.0	97.0	97.0	96.4
Primary products		3663-P	12/91	97.6	101.0	99.5	99.8	97.9	97.9	97.7	95.8	96.2	96.3	96.3	96.5	95.9
Communications systems and equipment except broadcast		3663-1	12/85	104.2	108.4	106.5	106.9	104.6	104.6	104.3	102.0	102.5	102.6	102.6	102.9	102.1
Radio station type, other than cellular		3663-115	12/01	99.8	100.0	100.0	100.0	100.0	100.0	99.8	99.4	99.7	99.7	99.7	99.7	99.7
Cellular system equipment		3663-134	12/01	90.8	(²)	95.5	96.8	91.1	91.1	91.1	86.2	87.3	87.8	87.8	88.5	86.5
Other communications systems and equipment		3663-179	12/85	117.3	118.6	118.6	118.1	118.0	118.0	117.3	116.7	116.7	116.3	116.3	116.3	116.3
Broadcast, studio, and related electronic equipment		3663-2	12/85	108.3	108.3	108.3	108.3	108.3	108.3	108.3	108.3	108.3	108.3	108.3	108.3	108.3
Secondary products and miscellaneous receipts		3663-SM														
Miscellaneous receipts		3663-M	12/91	120.6	125.3	125.3	123.0	123.2	122.3	120.8	117.9	117.9	117.9	117.9	117.9	117.9
Secondary products		3663-S	12/91	91.0	91.5	91.5	91.5	91.5	91.5	91.5	91.5	91.5	91.5	91.5	89.0	87.9
Communications equipment, n.e.c.	3669		12/91	106.6	106.6	106.6	106.7	106.8	106.8	106.6	106.6	106.5	106.5	106.5	106.8	106.8
Primary products		3669-P	12/91	111.3	111.3	111.3	111.5	111.6	111.5	111.3	111.3	111.1	111.1	111.1	111.5	111.5
Alarm systems, including electric sirens and horns		3669-1	12/85	110.4	110.3	110.3	110.5	110.6	110.6	110.3	110.3	110.3	110.3	110.3	110.6	110.6
Vehicular and pedestrian traffic control equip. incl. railway signals & attach		3669-2	12/85	109.7	109.7	109.7	109.9	109.9	109.9	109.9	109.9	109.3	109.3	109.3	109.8	109.8
Intercommunication systems, incl inductive paging systems		3669-3	12/85	(²)	(²)	(²)	(²)	(²)	(²)	(²)	162.3	162.3	162.3	162.3	162.3	162.3
Secondary products and miscellaneous receipts		3669-SM														
Miscellaneous receipts		3669-M	11/95	(²)	(²)	(²)	(²)	(²)	(²)	(²)	49.6	49.6	49.6	49.6	50.7	50.7
Secondary products		3669-S	12/91	125.4	125.5	125.5	125.5	125.5	125.5	125.5	125.5	126.7	126.7	126.7	123.2	123.1
Electronic components and accessories	367		12/84	84.9	85.7	85.8	86.1	85.4	84.9	84.8	84.8	84.6	84.6	84.3	84.3	83.0
Electron tubes, all types	3671		12/85	105.4	107.5	107.4	107.3	107.9	104.0	104.5	104.0	104.0	104.4	104.5	105.0	104.8
Primary products		3671-P	12/85	100.6	102.8	102.6	102.6	103.2	99.1	99.7	99.1	99.1	99.5	99.6	100.2	99.9
Cathode ray television picture tubes		3671-2	09/96	75.0	77.4	77.3	77.2	77.8	73.7	74.2	73.7	73.6	73.8	73.4	74.0	73.7
Color television tubes, 25 in. and under, new and rebuilt		3671-211	09/96	75.5	78.3	78.2	78.0	79.4	73.2	73.9	73.9	73.9	73.9	73.9	74.4	74.4
All other CRT's incl. color television tubes 26 in. and greater, new and rebuilt		3671-212	09/96	74.6	76.6	76.3	76.4	76.1	74.2	74.6	73.4	73.4	73.8	73.0	73.6	73.1
Transmitting, power and special purpose tubes		3671-3	12/85	148.7	147.4	147.4	147.3	147.5	147.5	147.5	147.4	147.4	148.9	152.1	152.1	152.1
Power and special purpose tubes		3671-301	12/85	163.0	162.2	162.2	160.5	160.5	160.5	160.4	160.4	163.1	168.7	168.7	168.7	168.7
Forward and backward wave tubes		3671-30151	06/90	132.2	132.3	132.3	132.3	132.3	132.3	132.3	132.2	132.2	132.2	132.2	132.2	132.2
Light sensing tubes		3671-302	06/96	127.2	123.9	123.9	127.9	127.9	127.9	127.9	127.9	127.9	127.9	127.9	127.9	127.9
Photomultipliers and other light sensing devices		3671-30276	06/96	100.0	100.0	100.0	100.0	100.0	100.0	100.0	100.0	100.0	100.0	100.0	100.0	100.0
Light emitting devices		3671-303	12/85	137.5	137.0	137.0	137.0	137.6	137.6	137.6	137.6	137.6	137.6	137.6	137.6	137.6
Industrial and military cathode ray tubes		3671-30385	12/85	129.5	128.4	128.4	128.4	129.9	129.9	129.9	129.9	129.9	129.9	129.9	129.9	129.9
Tube parts except glass blanks		3671-5	06/96	104.8	104.7	104.7	104.7	104.7	104.7	104.7	104.7	105.1	105.0	105.0	105.0	105.0
Secondary products and miscellaneous receipts		3671-SM														
Printed circuit boards	3672		06/91	90.5	91.5	91.1	90.9	90.9	90.3	90.3	90.3	90.1	90.2	90.2	90.0	90.3

See footnotes at end of table.

Table 3. Producer price indexes for the net output of selected industries and their products, 2002¹—Continued

Industry and product	Industry code	Product code	Index base	Annual Average	January	February	March	April	May	June	July	August	September	October	November	December
Printed circuit boards—Continued																
Primary products		3672-P	06/91	90.2	91.2	90.8	90.6	90.6	90.0	90.0	90.0	89.8	89.8	89.8	89.7	90.0
Printed circuit boards		3672-1	06/82	101.9	103.3	102.8	102.5	102.5	101.8	101.8	101.8	101.2	101.3	101.3	101.1	101.1
Printed circuit boards on rigid substrates		3672-11	06/91	88.8	90.2	89.7	89.5	89.5	88.8	88.8	88.8	88.2	88.3	88.3	88.1	88.1
Single-sided PC boards, glass substrate		3672-111	06/82	95.0	98.0	97.0	98.0	98.0	98.0	98.0	98.0	94.0	90.2	(²)	(²)	(²)
Double-sided PC boards, glass substrate		3672-112	06/82	106.4	107.2	105.6	106.9	106.9	106.9	106.9	106.9	105.8	105.8	105.8	105.8	105.8
Multilayer PC boards, glass substrate		3672-113	06/82	101.0	103.0	102.7	101.8	101.8	100.5	100.5	100.5	100.0	100.4	100.4	100.1	100.1
Semiconductors and related devices																
Primary products	3674	3674-P	12/98	83.8	85.1	85.3	85.4	84.1	83.8	83.6	83.8	83.7	83.5	83.3	83.2	80.4
Integrated circuits		3674-1	12/98	85.5	87.0	87.1	87.2	85.9	85.5	85.3	85.5	85.4	85.2	85.0	84.8	81.9
Digital monolithic integrated circuits		3674-1A	12/98	66.2	67.9	68.6	69.5	66.6	65.8	65.4	65.8	65.7	65.0	64.7	64.7	64.2
MOS memory devices		3674-1A1	12/98	57.6	58.4	60.7	63.0	62.6	59.5	56.3	56.3	56.1	54.9	54.3	54.9	54.7
DRAM (dynamic random access memory)		3674-1A101	12/98	36.6	34.1	39.6	43.8	43.3	41.6	34.3	35.6	35.9	33.0	32.4	33.2	32.9
Other MOS memory devices		3674-1A109	12/98	64.9	68.5	67.5	67.7	67.5	63.7	63.7	63.7	63.1	63.7	63.2	63.4	63.4
Other digital MOS integrated circuits		3674-1A2	12/98	65.6	66.4	65.9	65.9	66.0	65.9	65.7	65.7	65.7	65.6	65.6	65.1	64.3
Microprocessors		3674-1A201	12/00	42.9	56.8	51.1	49.6	49.3	46.7	40.4	40.3	40.0	37.4	37.4	33.4	32.7
All other digital MOS integrated circuits		3674-1A209	12/98	80.2	80.5	80.2	80.2	80.3	80.3	80.4	80.5	80.5	80.4	80.4	80.1	79.1
Hybrid integrated circuits		3674-1C	06/81	92.3	95.7	95.7	89.9	91.4	92.2	92.2	92.2	92.1	92.1	91.5	91.5	91.5
Non-digital monolithic integrated circuits (e.g., linear, analog)		3674-1D	06/81	82.9	83.6	83.6	83.6	83.6	83.6	83.4	83.4	83.4	83.4	83.4	83.4	76.7
Transistors		3674-2	06/81	68.3	68.3	67.8	67.8	67.9	67.8	67.8	67.9	68.0	69.6	69.6	69.1	68.4
Diodes and rectifiers (other than LEDs)		3674-3	06/81	115.2	115.1	115.1	115.1	115.1	115.1	115.1	115.1	114.0	115.3	115.7	115.7	115.7
Other semiconductor devices and parts		3674-9	06/81	84.4	86.3	85.8	85.4	84.4	84.1	84.2	84.2	84.1	84.3	84.1	83.3	82.8
Other finished semiconductor devices		3674-901	12/96	100.1	100.4	100.3	100.3	100.3	100.3	100.3	100.3	100.3	100.7	100.7	98.8	98.8
Dice and wafers		3674-902	06/81	63.2	65.9	65.3	64.7	63.1	62.6	62.7	62.8	62.7	62.8	62.5	62.0	61.1
Parts and other semifinished devices		3674-909	06/81	119.1	120.0	119.1	119.1	119.1	119.0	119.0	118.9	119.0	119.0	119.0	118.8	118.7
Secondary products and miscellaneous receipts		3674-SM														
Secondary products		3674-S	06/81	117.9	116.8	116.8	116.8	116.8	117.0	118.6	118.6	118.6	118.3	118.4	118.4	119.1
Other secondary products		3674-SSS	06/81	(²)	(²)	(²)	(²)	(²)	92.9	97.1	97.1	96.4	96.5	96.5	98.4	98.4
Electronic components, n.e.c.		3679-S	06/81	(²)	200.0	200.0	200.0	(²)	(²)	(²)	200.0	(²)	(²)	200.0	200.0	200.0
Capacitors for electronic circuitry																
Primary products	3675	3675-P	06/81	137.2	143.8	138.4	138.4	138.4	138.4	138.3	135.7	135.7	135.7	134.9	134.5	134.5
Tantalum electrolytic capacitors		3675-B	06/86	156.1	156.9	156.9	156.9	156.9	156.8	155.6	155.6	155.6	155.6	155.6	155.6	155.6
Metal-cased, including foil and wet-slug types		3675-B26	12/92	202.9	206.7	206.7	206.7	206.7	206.7	200.1	200.1	200.1	200.1	200.1	200.1	200.1
Tantalum electrolytic chips		3675-B31	01/87	80.7	80.7	80.7	80.7	80.7	80.7	80.7	80.7	80.7	80.7	80.7	80.7	80.7
Aluminum electrolytic capacitors		3675-C	06/81	133.5	134.6	134.6	134.6	134.6	134.6	134.6	134.6	134.6	134.6	134.6	127.8	(²)
Ceramic dielectric capacitors		3675-E	06/81	102.6	112.3	104.2	104.2	104.2	104.2	104.2	104.2	100.2	100.2	99.0	99.0	99.0
Single-layer		3675-E1	12/92	106.7	106.7	106.7	106.7	106.7	106.7	106.7	106.7	106.7	106.7	106.7	106.7	106.7
Chips and other leaded, single-layer including radial-leaded		3675-E18	12/92	106.7	106.7	106.7	106.7	106.7	106.7	106.7	106.7	106.7	106.7	106.7	106.7	106.7
Multilayer		3675-E2	06/86	128.6	141.0	130.6	130.6	130.7	130.7	130.7	125.5	125.5	125.5	124.0	124.0	124.0
Leaded, multilayer		3675-E25	12/92	116.7	126.4	121.7	121.7	121.9	121.9	114.0	114.0	114.0	114.0	107.6	107.6	107.6
Multilayer chips		3675-E27	06/81	135.8	149.5	137.0	137.0	137.0	137.0	137.0	132.6	132.6	132.6	132.6	132.6	132.6
Secondary products and miscellaneous receipts		3675-SM														
Secondary products		3675-S	06/81	109.5	113.8	109.1	109.1	109.1	109.1	109.1	109.1	109.1	109.1	109.1	109.1	109.1
Other secondary products		3675-SSS	06/86	142.2	142.2	142.2	142.2	142.2	142.2	142.2	142.2	142.2	142.2	142.2	142.2	142.2
Electronic resistors																
Primary products	3676	3676-P	12/80	184.3	182.6	187.0	188.1	187.6	186.9	186.3	185.3	182.2	182.0	181.9	181.4	180.4
Fixed, surface mounted, excluding carbon types		3676-11	12/96	88.9	88.0	88.2	88.0	88.9	88.8	89.0	89.2	89.3	89.5	89.5	89.5	89.4
Fixed, having two leads, excluding carbon types		3676-12	12/92	117.3	120.2	118.9	118.5	117.8	117.1	116.8	116.3	115.8	115.8	116.2	117.0	116.9
Resistor networks, having more than two leads		3676-13	12/80	74.6	74.7	74.7	74.7	74.6	74.6	74.6	74.6	74.6	74.6	74.6	74.6	74.6
Variable, non-wirewound		3676-14	12/96	(²)	100.8	(²)	(²)	(²)	(²)	(²)	(²)	(²)	(²)	(²)	(²)	(²)
Nonlinear resistors, including thermistors and varistors		3676-15	12/92	101.2	103.5	103.5	100.7	100.7	100.7	100.8	100.8	100.8	100.8	100.7	100.7	100.7

See footnotes at end of table.

Table 3. Producer price indexes for the net output of selected industries and their products, 2002¹—Continued

Industry and product	Industry code	Product code	Index base	Annual Average	January	February	March	April	May	June	July	August	September	October	November	December
Electronic resistors—Continued																
Resistor parts and other resistors, incl fixed carbon and wirewound variable		3676-19	12/96	128.9	127.5	127.8	128.2	128.6	128.9	129.4	128.7	129.9	130.4	130.3	129.3	128.2
Secondary products and miscellaneous receipts		3676-SM														
Secondary products		3676-S	12/96	(²)	100.3	(²)	(²)	(²)	(²)	(²)	(²)	(²)	(²)	(²)	(²)	(²)
Electronic coils, transformers, and other inductors																
Primary products	3677	3677-P	06/82	132.2	133.2	133.5	133.1	133.3	133.3	133.5	131.4	131.4	131.4	130.8	130.8	130.8
Secondary products and miscellaneous receipts		3677-SM	06/82	132.2	134.0	134.2	133.7	133.9	133.9	134.2	130.1	130.2	130.2	130.5	130.5	130.5
Secondary products		3677-S	06/82	119.5	117.7	119.6	119.6	119.6	119.6	119.6	119.6	119.6	119.6	119.6	119.6	119.6
Connectors for electronic applications																
Primary products	3678		12/80	160.3	160.1	159.9	159.9	159.9	160.9	160.4	160.5	160.4	160.4	160.4	159.9	160.2
Coaxial connector (radio frequency)		3678-P	12/80	157.2	157.1	156.9	156.9	156.9	158.0	157.4	157.5	157.4	157.4	157.4	156.8	157.2
Coaxial connector (radio frequency)		3678-1														
Cylindrical connectors		3678-121	12/80	241.9	235.4	235.4	235.4	234.8	245.3	245.3	246.2	244.9	244.9	244.9	244.9	244.9
Heavy duty and standard		3678-2	12/80	181.2	179.5	179.5	179.5	179.5	182.2	182.2	182.2	181.9	181.9	181.9	181.9	181.9
Rack and panel connector (rectangular)		3678-225	12/80	181.0	181.1	181.1	181.1	181.1	181.1	181.1	181.1	181.1	181.1	181.1	180.7	180.7
Integral shell and similar types		3678-3	12/80	127.6	128.3	128.3	128.3	128.3	128.3	127.5	127.5	127.5	127.5	127.5	126.1	126.1
Subminiature and other		3678-335	12/80	137.7	137.3	137.3	137.3	137.3	137.3	138.1	138.1	138.1	138.1	138.1	138.1	138.1
Printed circuit connector		3678-338	12/80	122.6	123.6	123.6	123.6	123.6	123.6	122.5	122.5	122.5	122.5	122.5	120.7	120.7
Card insertion type		3678-4	12/80	117.6	118.5	118.5	118.5	118.5	118.5	117.2	117.2	117.2	117.2	117.2	116.1	116.1
Two-piece type		3678-444	12/80	123.7	123.7	123.7	123.7	123.7	123.7	123.7	123.7	123.7	123.7	123.7	123.7	123.7
Other special types		3678-447	12/80	120.9	122.0	122.0	122.0	122.0	122.0	120.5	120.5	120.5	120.5	120.5	119.1	119.1
Miscellaneous special purpose type connectors		3678-5	12/80	157.3	157.6	157.2	157.2	157.2	157.2	157.2	157.2	157.2	157.2	157.2	157.2	158.3
Other special purpose types		3678-554	12/80	149.0	149.3	148.9	148.9	148.9	148.9	148.9	148.9	148.9	148.9	148.9	148.9	150.0
Connector parts		3678-556	12/80	131.7	132.3	131.5	131.5	131.5	131.5	131.5	131.5	131.5	131.5	131.5	131.5	132.5
Connector parts		3678-6														
Secondary products		3678-661	12/86	115.5	115.7	115.7	115.7	115.5	115.5	115.5	115.5	115.5	115.5	115.5	115.5	115.5
Secondary products		3678-S	05/99	108.2	108.2	108.2	108.2	108.2	108.2	108.2	108.2	108.2	108.2	108.2	108.2	108.2
Electronic components, n.e.c.																
Primary products	3679	3679-P	06/82	110.2	109.9	110.5	111.4	111.0	110.4	110.4	110.2	109.9	109.9	109.2	109.5	110.0
Crystals, filters, piezoelectric, and related devices, except microwave filters		3679-A	06/82	111.5	111.2	111.9	112.9	112.4	111.7	111.8	111.4	111.1	111.1	110.4	110.7	111.3
Microwave components and devices, except antennae, tubes, and semiconductors		3679-B	06/82	110.4	111.1	111.1	111.1	109.8	109.8	109.8	109.8	110.0	110.0	110.6	110.6	111.2
Switches, mechanical, for electronic circuitry		3679-D	06/82	156.1	155.5	155.5	155.5	155.5	155.5	154.7	154.7	154.7	154.7	158.9	158.9	158.9
Printed circuit assemblies (loaded boards, subassemblies, & modules)		3679-E	06/82	164.6	(²)	166.8	165.6	165.6	165.6	165.6	165.6	162.1	162.1	162.1	162.1	162.1
Computer and peripheral printed circuit assemblies		3679-E01	06/00	109.2	108.7	109.6	111.0	110.7	109.6	109.7	109.2	108.8	108.8	107.5	107.9	108.9
Communications printed circuit assemblies		3679-E02	06/00	82.3	81.6	83.2	85.4	84.4	82.7	82.9	82.2	81.8	81.3	79.7	80.5	82.1
Other printed circuit assemblies		3679-E03	06/00	94.9	94.9	94.9	94.9	94.9	94.9	94.9	94.9	95.0	95.0	95.0	95.0	95.0
Other electronic components, n.e.c.		3679-F	06/94	97.5	97.3	97.3	97.4	97.9	97.9	97.9	97.8	97.2	98.0	97.3	97.1	97.1
Secondary products and miscellaneous receipts		3679-SM														
Miscellaneous receipts		3679-M	06/82	97.9	97.4	97.8	98.1	97.9	97.9	98.0	98.0	98.1	98.2	98.0	98.0	97.6
Resales		3679-Z89	12/86	114.6	(²)	(²)	114.8	114.8	114.8	114.8	114.8	114.8	114.8	114.4	114.4	114.4
Secondary products		3679-S	06/82	86.7	(²)	(²)	86.7	86.7	86.7	86.7	86.7	86.7	86.7	86.7	86.7	86.7
Miscellaneous electrical machinery, equipment, and supplies																
Storage batteries	3691		12/84	113.2	113.3	113.3	113.4	113.6	113.4	113.4	113.1	113.0	113.0	113.1	113.1	113.1
Primary products		3691-P	12/84	118.6	118.6	118.6	118.2	119.3	118.9	119.2	118.6	118.9	118.6	118.6	117.6	118.0
Lead acid batteries, 1.5 cubic foot or less		3691-3	12/84	117.1	117.1	117.0	116.7	117.9	117.4	117.7	117.1	117.4	117.1	117.1	116.1	116.4
Starting, lighting and ignition (SLI) type		3691-31	12/84	111.3	111.4	111.3	111.3	111.4	111.4	111.4	111.3	111.3	111.3	111.3	111.3	111.3
For OEM		3691-311	12/84	109.8	109.8	109.8	109.7	109.8	109.8	109.8	109.8	109.8	109.8	109.8	109.8	109.8
For OEM		3691-311	12/84	108.9	108.9	108.9	108.9	108.9	108.9	108.9	108.9	108.9	108.9	108.9	108.9	108.9

See footnotes at end of table.

Table 3. Producer price indexes for the net output of selected industries and their products, 2002¹—Continued

Industry and product	Industry code	Product code	Index base	Annual Average	January	February	March	April	May	June	July	August	September	October	November	December
Storage batteries—Continued																
For replacement		3691-312	12/84	110.0	110.1	110.0	110.0	110.1	110.0	110.1	110.0	110.0	110.0	110.0	110.0	110.0
Other than SLI		3691-32	12/84	144.4	144.4	144.4	144.4	144.4	144.4	144.4	144.4	144.4	144.4	144.4	144.4	144.4
Lead acid batteries, larger than 1.5 cubic foot		3691-4	12/84	136.6	136.4	136.3	135.0	140.0	138.2	139.5	136.8	138.1	136.6	136.5	132.2	133.8
Motive power type		3691-41	12/84	129.8	130.0	129.9	130.3	130.0	129.0	129.9	129.5	129.0	130.3	130.1	129.2	130.4
Industrial truck		3691-411	12/84	130.5	130.8	130.6	131.1	130.8	129.5	130.6	130.1	129.4	131.2	130.9	129.7	130.9
Storage batteries other than lead acid, including parts ...		3691-5	02/85	139.9	140.3	140.3	140.1	140.1	139.7	139.7	139.7	139.7	139.7	139.7	139.7	139.7
Nickel cadmium (sealed or vented)		3691-561	12/92	104.9	105.0	105.0	104.9	104.9	104.9	104.9	104.9	104.9	104.9	104.9	104.9	104.9
Secondary products and miscellaneous receipts		3691-SM														
Primary batteries, dry and wet	3692		12/80	179.4	179.4	179.4	179.4	179.4	179.4	179.4	179.4	179.4	179.4	179.4	179.4	179.4
Primary products		3692-P	12/80	183.7	183.7	183.7	183.7	183.7	183.7	183.7	183.7	183.7	183.7	183.7	183.7	183.7
Primary cells/batteries, volume of 18.3 cu in or less		3692-5	12/92	119.1	119.1	119.1	119.1	119.1	119.1	119.1	119.1	119.1	119.1	119.1	119.1	119.1
Other primary cells/batteries, volume of 18.3 cu in or less		3692-514	12/92	106.8	106.8	106.8	106.8	106.8	106.8	106.8	106.8	106.8	106.8	106.8	106.8	106.8
Primary cells/batteries, volume greater than 18.3 cu in ..		3692-6	12/92	130.0	130.0	130.0	130.0	130.0	130.0	130.0	130.0	130.0	130.0	130.0	130.0	130.0
Secondary products and miscellaneous receipts		3692-SM														
Electrical equipment for internal combustion engines	3694		12/82	127.9	127.6	127.6	127.9	128.0	128.0	128.0	128.0	127.8	128.0	128.1	128.0	128.0
Primary products		3694-P	12/82	124.5	124.2	124.2	124.4	124.6	124.6	124.6	124.6	124.4	124.6	124.7	124.6	124.6
Ignition harness and cable sets		3694-1	12/82	132.9	133.4	133.5	133.5	133.5	133.5	133.5	133.5	132.1	132.1	132.1	132.1	132.1
Battery charging alternators, generators, and regulators		3694-2	12/82	128.8	128.3	128.2	128.7	128.8	128.8	128.8	129.1	129.1	129.0	129.0	128.7	128.7
Starting motors (engine cranking)		3694-3	12/82	117.1	116.5	116.8	117.3	117.6	117.6	117.9	117.8	116.8	116.8	116.8	116.6	116.5
Spark plugs		3694-4	12/82	119.7	119.5	119.5	119.5	119.9	119.9	119.9	119.5	119.7	119.7	119.7	119.7	119.7
Complete electrical &/or electronic equip for internal combustion engine, n.e.c.		3694-5	12/82	113.1	112.3	112.7	112.9	112.9	112.9	112.9	112.9	112.9	113.7	113.7	113.8	113.8
Parts for engine electrical and/or electronic equipment ...		3694-6	12/82	155.6	159.9	155.4	154.9	156.0	155.8	155.7	155.5	155.8	154.0	154.9	154.6	154.6
Secondary products and miscellaneous receipts		3694-SM														
Secondary products		3694-S	12/82	123.5	122.6	122.6	123.7	123.7	123.7	123.7	123.7	123.7	123.7	123.7	123.8	123.8
Magnetic and optical recording media	3695		06/91	73.8	74.5	74.5	74.5	74.5	74.5	74.4	73.1	73.0	73.1	73.1	73.2	73.2
Primary products		3695-P	06/91	74.2	74.9	74.9	74.9	74.9	74.9	74.9	73.5	73.4	73.5	73.5	73.6	73.6
Optical disks, blank		3695-4														
Electronic and electrical equipment and supplies, n.e.c.	3699		12/85	119.1	119.4	119.4	119.4	119.6	118.8	118.8	118.8	118.8	118.6	119.0	119.5	119.5
Primary products		3699-P	12/85	120.5	120.8	120.8	120.8	121.0	120.1	120.1	120.1	120.1	120.1	120.5	121.0	121.0
Electrical products, n.e.c. (excluding garage door openers)		3699-A	12/00	96.7	100.8	100.8	100.8	100.8	94.5	94.5	94.7	94.7	94.7	94.7	94.7	94.7
Electronic teaching, training, & simulation machines and aids, incl. kits		3699-1	12/91	106.3	105.9	105.9	105.9	105.9	105.9	105.9	105.9	105.9	105.9	105.9	107.9	107.9
Laser systems and equipment, except communication, medical & surveying types		3699-2	12/85	99.2	99.1	99.1	99.1	99.1	99.1	98.9	98.9	98.9	98.9	99.9	99.9	99.9
Ultrasonic equipment (except medical and dental)		3699-5	12/91	130.2	129.8	129.8	129.8	129.8	129.8	129.8	129.8	129.8	129.8	131.1	131.1	131.1
Appliance wire and flexible cord sets		3699-6	12/85	145.2	144.4	144.0	144.2	145.6	145.3	145.3	145.0	145.0	145.8	145.7	145.7	145.7
Electronic sys. & equip., n.e.c. (incl auto. garage door opener & amplifier)		3699-9	12/00	101.2	100.9	100.8	100.8	101.4	101.4	101.4	101.4	101.4	101.4	101.4	101.1	101.1
Secondary products and miscellaneous receipts		3699-SM														
Miscellaneous receipts		3699-M	01/86	78.6	79.0	79.0	79.0	79.0	79.0	79.0	79.0	79.0	77.1	77.8	78.1	78.1
Resales		3699-Z89	01/86	95.6	96.2	96.2	96.2	96.2	96.2	96.2	96.2	96.2	93.9	94.7	94.7	94.7
Secondary products		3699-S	12/85	133.1	133.2	133.2	133.2	133.2	133.2	133.2	133.2	133.2	133.2	133.2	132.8	132.8
Transportation equipment	37		12/84	137.3	138.0	138.5	137.9	137.7	137.1	137.0	135.5	135.0	135.1	139.4	138.3	137.6
Motor vehicles and motor vehicle equipment	371		12/84	126.7	128.1	128.7	127.8	127.5	126.8	126.5	124.4	123.5	123.6	129.4	127.8	126.7

See footnotes at end of table.

Table 3. Producer price indexes for the net output of selected industries and their products, 2002¹—Continued

Industry and product	Industry code	Product code	Index base	Annual Average	January	February	March	April	May	June	July	August	September	October	November	December
Motor vehicles and passenger car bodies	3711		06/82	134.9	136.8	137.7	136.4	136.0	134.9	134.4	131.3	130.3	130.4	139.0	136.5	135.0
Primary products		3711-P	06/82	134.2	136.1	137.0	135.7	135.3	134.2	133.7	130.6	129.5	129.7	138.3	135.8	134.3
Passenger cars and chassis		3711-1	06/82	129.3	132.0	131.8	129.9	130.1	129.7	128.7	125.7	125.0	125.0	134.0	130.5	128.9
Passenger cars		3711-111	06/82	129.3	132.0	131.8	129.9	130.1	129.7	128.7	125.7	125.0	125.0	134.0	130.5	128.9
Buses and fire department vehicles		3711-3	06/82	159.6	158.2	158.2	158.2	158.2	158.3	158.4	158.4	158.5	158.4	162.9	163.4	163.7
Trucks, truck tractors and truck chassis: 10,000 lbs. and less		3711-6	06/82	148.3	150.6	152.8	151.5	150.4	148.2	147.9	143.6	141.7	142.0	152.8	150.1	148.4
Trucks, truck tractors and truck chassis: 19,501 to 33,000 lbs		3711-8	12/99	103.9	103.2	103.2	103.2	102.9	102.9	104.0	104.0	104.4	104.3	104.9	104.7	104.7
19,501 to 26,000 lbs		3711-811	06/87	150.8	149.8	149.8	149.8	149.8	149.8	151.2	151.2	151.2	151.2	152.1	152.1	152.1
26,001 to 33,000 lbs		3711-812	09/93	106.8	106.1	106.1	106.1	105.6	105.6	106.9	106.9	107.4	107.2	107.8	107.7	107.7
Trucks, truck tractors and truck chassis: 33,001 lbs. or more		3711-9	06/87	140.0	136.8	137.0	138.5	139.0	139.2	139.8	140.2	140.4	141.1	140.1	143.9	143.9
Secondary products and miscellaneous receipts		3711-SM														
Secondary products		3711-S	08/93	120.1	120.3	120.3	120.3	120.3	120.3	120.3	120.3	120.3	119.8	119.8	119.8	119.8
Truck and bus bodies		3713-S	08/93	120.1	120.3	120.3	120.3	120.3	120.3	120.3	120.3	120.3	119.8	119.8	119.8	119.8
Truck and bus bodies	3713		12/82	165.6	164.5	164.9	164.9	164.9	165.1	165.1	165.8	166.3	166.6	166.6	166.4	166.6
Primary products		3713-P	12/82	166.1	164.9	165.3	165.3	165.3	165.5	165.6	166.3	166.9	167.0	167.0	166.9	166.9
Truck, bus, and other vehicle bodies (sold separately)		3713-1	12/82	164.5	162.9	163.3	163.3	163.3	163.7	163.7	164.6	165.6	165.9	165.9	165.8	165.8
Dump truck bodies		3713-133	12/82	157.4	156.7	156.7	156.7	156.7	156.7	156.7	158.0	158.0	158.0	158.0	158.0	158.0
Refuse and garbage (packer type)		3713-139	12/82	190.4	189.7	190.6	190.6	190.6	190.6	190.6	190.4	190.4	190.4	190.4	190.4	190.4
Van bodies		3713-147	12/00	102.2	101.6	101.9	101.9	101.9	101.9	101.9	102.2	102.6	102.6	102.6	102.6	102.6
Other vehicle bodies		3713-159	12/00	103.3	102.1	102.3	102.3	102.3	102.6	102.6	103.4	104.1	104.4	104.4	104.3	104.3
Complete vehicles produced on purchased chassis		3713-2	12/82	173.6	173.0	173.4	173.6	173.4	173.4	173.6	174.0	174.0	174.0	174.0	173.8	173.8
Emergency vehicles		3713-2A	12/82	198.5	198.4	198.4	198.7	198.3	198.3	198.7	198.7	198.7	198.7	198.7	198.2	198.2
Other complete vehicles		3713-2D	12/00	101.2	100.6	101.0	101.0	101.0	101.0	101.0	101.3	101.4	101.4	101.4	101.4	101.4
Secondary products and miscellaneous receipts		3713-SM														
Miscellaneous receipts		3713-M	12/82	176.4	176.2	176.2	176.2	176.2	176.2	176.2	176.2	176.2	176.2	176.3	176.3	178.9
Secondary products		3713-S	12/82	144.8	143.8	143.8	143.8	143.8	143.8	143.8	145.5	145.5	146.4	146.3	145.2	145.2
Motor vehicle parts and accessories	3714		12/82	111.1	111.4	111.6	111.7	111.4	111.4	111.4	111.3	110.8	110.6	110.5	110.8	110.7
Primary products		3714-P	12/82	109.5	109.9	110.0	110.1	109.9	109.8	109.7	109.7	108.9	108.8	109.2	108.8	109.2
Rebuilt parts		3714-A	12/82	137.5	138.5	137.6	137.6	138.2	138.3	137.3	137.3	137.1	137.2	136.7	136.8	136.8
Gasoline engines and gasoline engine parts, new		3714-2	12/88	96.8	95.8	96.4	97.0	97.1	97.1	97.1	97.1	96.8	96.8	96.8	96.5	96.5
Gasoline engines, new		3714-201	04/83	108.3	106.7	107.5	108.6	108.8	(²)	108.8	108.8	108.5	108.5	108.5	108.0	108.0
Radiators, complete or parts, including thermostats		3714-261	12/99	95.9	96.0	96.0	95.6	95.8	95.8	95.8	95.8	95.8	95.7	95.9	95.9	95.9
All other parts and accessories for gasoline engines, new		3714-299	12/99	98.1	97.9	98.2	98.2	98.3	98.4	98.3	98.3	98.0	98.0	97.8	97.9	98.0
Filters, new		3714-4	12/82	116.6	115.6	116.7	116.6	116.7	116.7	116.7	116.7	116.7	116.7	116.7	116.7	116.9
Exhaust system parts, new		3714-5	12/88	116.9	119.9	119.6	119.6	116.5	116.1	116.1	116.1	115.7	115.7	115.9	116.1	116.1
Catalytic converters		3714-503	12/88	101.5	102.5	102.1	102.1	102.1	101.3	101.3	101.3	100.8	100.8	100.8	101.2	101.2
Mufflers and pipes		3714-504	12/99	94.3	98.1	98.1	98.1	93.0	93.0	93.0	93.0	93.0	93.0	93.3	93.3	93.2
Drive train components, new, except wheels and brakes		3714-6	12/88	104.7	105.6	105.8	105.7	105.4	105.4	105.4	105.2	103.6	102.8	102.8	104.1	104.1
Transmissions and transmission parts, except auxiliary		3714-61	12/82	110.7	111.7	112.0	112.0	112.1	112.1	112.1	112.1	109.1	107.7	107.6	110.2	110.2
Transmission parts		3714-613	12/88	98.8	98.8	98.7	98.7	98.7	98.8	98.8	98.9	98.9	98.9	98.8	98.8	98.8
Complete transmissions		3714-614	12/99	98.8	99.8	100.2	100.2	100.3	100.3	100.3	100.2	97.1	95.6	95.6	98.3	98.3
Axles and axle parts		3714-635	12/88	101.4	101.9	101.9	101.6	101.6	101.6	101.6	101.5	101.5	100.9	100.9	100.8	100.9
Other drivetrain components		3714-699	12/99	101.5	102.8	103.2	103.2	102.1	102.0	101.9	101.3	99.9	99.8	99.8	100.8	100.9
Motor vehicle wheels, new		3714-7	12/88	113.3	114.1	114.1	113.9	113.3	113.6	113.5	113.4	113.5	113.3	112.2	112.2	112.3
Brake parts and assemblies, new		3714-8	12/88	106.7	106.9	106.9	106.9	106.8	106.7	106.7	106.6	106.7	106.6	106.6	106.6	106.4
Drum brake assemblies and parts, including shoes		3714-82	12/99	99.5	99.6	99.6	99.6	100.0	99.7	99.7	99.7	99.4	99.4	99.3	99.3	99.3
Disc brake assemblies and parts, including linings		3714-83	12/99	97.4	97.5	97.5	97.5	97.2	97.2	97.2	97.2	97.5	97.5	97.5	97.5	97.5

See footnotes at end of table.

Table 3. Producer price indexes for the net output of selected industries and their products, 2002¹—Continued

Industry and product	Industry code	Product code	Index base	Annual Average	January	February	March	April	May	June	July	August	September	October	November	December
Motor vehicle parts and accessories—Continued																
Other brake parts, including cylinders, actuation units, & valves		3714-84	12/99	98.6	98.8	98.8	98.8	98.8	98.6	98.6	98.5	98.5	98.5	98.4	98.4	98.1
All other motor vehicle parts and accessories, new		3714-9	12/88	100.8	101.3	101.2	101.1	100.9	100.7	100.7	100.7	100.6	100.6	100.6	100.6	100.7
Bumper assemblies, bumpers, and parts		3714-901	12/88	91.3	91.6	91.6	91.6	91.6	91.3	91.3	91.0	91.0	91.0	90.9	91.4	91.1
Steering and suspension equipment		3714-92	12/99	100.0	100.4	100.2	100.2	99.8	100.1	100.1	99.9	99.9	99.9	99.8	99.9	100.1
Steering wheels, columns, & gearboxes		3714-921	12/94	95.1	96.0	96.0	96.0	95.1	95.1	95.1	94.6	94.6	94.6	94.6	94.5	95.3
Shock absorbers		3714-925	12/88	107.3	107.2	107.2	107.2	106.0	107.5	107.5	107.5	107.5	107.5	107.5	107.5	107.5
Steering idler arms, drag links, and control arms		3714-927	12/82	130.6	130.6	130.6	130.6	130.6	130.6	130.6	130.6	130.6	130.6	130.6	130.6	130.6
Other steering and suspension equipment, including ball joints and tie rod ends		3714-929	12/99	98.9	99.3	98.8	98.9	98.7	99.0	99.0	98.8	98.8	98.8	98.8	98.9	98.9
Airbag assemblies and parts		3714-931	12/99	93.7	94.2	94.3	93.9	93.8	93.8	93.8	93.8	93.5	93.4	93.4	93.3	93.2
All other parts and accessories		3714-999	12/99	97.4	98.0	97.9	97.8	97.7	97.3	97.3	97.3	97.2	97.2	97.2	97.3	97.3
Secondary products and miscellaneous																
Miscellaneous receipts		3714-MMM	12/99	106.2	105.9	106.1	105.6	105.6	105.7	106.6	106.8	106.8	107.0	107.0	106.9	104.0
Secondary products		3714-SSS	12/82	126.7	126.9	126.9	127.2	127.0	126.8	126.9	126.5	126.5	126.5	126.3	126.3	126.3
Truck trailers																
Primary products	3715	3715-P	12/79	155.6	155.4	155.9	155.0	155.2	155.2	155.7	155.7	156.2	155.7	155.7	155.7	155.8
Truck trailers and chassis (10,000 lbs per axle and over)		3715-1	12/79	153.0	152.9	152.9	152.5	152.6	152.7	153.2	153.2	153.8	153.1	153.1	153.1	153.2
Vans		3715-1A	12/79	163.5	163.2	163.2	163.2	163.4	163.6	163.6	163.6	163.8	163.5	163.5	163.5	163.5
Closed top vans		3715-11	12/80	159.0	158.8	158.8	158.8	159.0	159.1	159.2	159.2	159.4	159.0	159.0	159.0	159.1
All other closed-top dry freight vans, all material types		3715-116	12/95	106.1	105.8	105.8	105.8	106.0	106.1	106.2	106.2	106.4	106.1	106.1	106.1	106.1
Tank trailers		3715-1B	12/79	146.7	146.6	146.6	146.6	146.6	146.6	146.8	146.8	146.8	146.8	146.8	146.8	146.8
Tanks for flammable liquids (except casing head transport)		3715-121	07/93	106.7	106.7	106.7	106.7	106.7	106.7	106.7	106.7	106.7	106.7	106.7	106.7	106.7
All other tank trailers, including non-coated for chemicals and acids		3715-124	12/86	138.5	137.7	137.7	137.7	137.7	137.7	139.0	139.0	139.0	139.0	139.0	139.0	139.0
Complete trailer units (10,000 lbs. per axle and over), except vans and tanks		3715-1D	12/80	140.2	140.4	140.4	138.7	138.7	138.7	140.6	140.6	142.3	140.3	140.3	140.3	140.5
Low-bed heavy haulers		3715-141	12/79	137.5	143.2	143.2	135.1	135.1	135.1	136.7	136.7	144.8	134.8	134.8	134.8	135.7
Low bed heavy haulers, less than 40 ton capacity		3715-1411	12/80	141.3	141.0	141.0	141.0	141.0	141.0	143.8	143.8	143.8	139.6	139.6	139.6	141.0
Bulk commodity and dry materials, including pneumatic and mechanical discharge		3715-142	12/79	148.1	148.1	148.1	148.1	148.1	148.1	148.1	148.1	148.1	148.1	148.1	148.1	148.1
Dump trailers and chassis, highway type		3715-143	12/79	151.4	151.3	151.3	151.3	151.3	151.3	151.3	151.3	151.3	151.3	151.7	151.7	151.7
Platform trailers		3715-146	12/79	143.0	140.0	140.0	139.8	139.8	139.8	145.1	145.1	145.4	145.2	145.2	145.2	145.2
Other trailer units, except detachable		3715-149	12/79	142.0	142.2	142.2	142.2	142.2	142.2	142.2	142.2	142.1	141.7	141.7	141.7	141.7
Truck trailers and chassis, under 10,000 lbs. per axle		3715-2	11/84	144.4	143.7	143.7	143.7	143.7	143.7	143.7	143.7	143.7	145.9	145.9	145.9	145.9
Other truck trailers, under 10,000 lbs per axle		3715-22	11/84	144.4	143.7	143.7	143.7	143.7	143.7	143.7	143.7	143.7	145.9	145.9	145.9	145.9
Secondary products and miscellaneous receipts		3715-SM														
Secondary products		3715-S	12/79	162.7	162.4	162.4	162.4	162.4	162.4	162.4	162.4	162.4	162.4	162.4	162.4	166.0
Motor homes built on purchased chassis																
Primary products	3716	3716-P	06/84	154.8	153.1	153.1	153.1	153.5	154.4	155.2	155.7	155.8	156.0	156.1	156.1	156.1
Conventional (type A)		3716-101	06/84	156.0	154.1	154.1	154.1	154.6	155.6	156.4	156.9	157.0	157.3	157.4	157.4	157.4
Other motor homes		3716-102	12/97	(²)	106.7	106.8	106.8	(²)	(²)	(²)	(²)	(²)	(²)	107.0	107.0	107.1
Secondary products and miscellaneous receipts		3716-SM														
Secondary products		3716-S	12/97	106.0	105.8	105.8	105.8	105.8	105.8	105.8	106.2	106.2	106.2	106.2	106.2	106.2
Aircraft and parts																
Primary products	372		06/85	157.3	156.4	156.5	156.6	156.7	156.6	156.8	157.2	157.5	157.8	158.0	158.3	158.8
Aircraft																
Primary products	3721	3721-P	12/85	158.8	157.7	157.6	157.8	157.9	157.7	158.1	158.8	159.3	159.7	160.0	160.2	160.9
Complete civilian aircraft		3721-5	12/85	157.9	156.7	156.6	156.7	156.9	156.7	157.1	157.9	158.4	158.9	159.2	159.5	159.7
				171.2	169.7	169.5	169.7	170.0	169.7	170.3	170.8	171.6	172.3	173.1	173.6	173.8

See footnotes at end of table.

Table 3. Producer price indexes for the net output of selected industries and their products, 2002¹—Continued

Industry and product	Industry code	Product code	Index base	Annual Average	January	February	March	April	May	June	July	August	September	October	November	December
Aircraft—Continued																
Fixed wing powered (single and multiengine)		3721-51	12/85	171.6	170.1	169.9	170.1	170.4	170.2	170.7	171.2	172.1	172.8	173.5	174.0	174.3
4,405 lbs. (2,000 kg.) unladen weight or less		3721-512	12/92	141.8	141.8	141.8	141.8	141.8	141.8	141.8	141.8	141.8	141.8	141.8	141.8	141.8
Unladen weight exceeding 4,405 lbs (2,000 kg.)		3721-513	12/92	132.9	131.7	131.5	131.7	131.9	131.7	132.2	132.5	133.2	133.8	134.4	134.8	135.0
Rotary wing (helicopters, autogiros)		3721-53	12/85	146.6	146.1	146.1	146.1	146.1	146.1	146.1	146.1	146.1	146.1	146.1	(²)	152.4
4,405 lbs. (2,000 kg.) unladen weight or less		3721-532	12/92	114.9	114.9	114.9	114.9	114.9	114.9	114.9	114.9	114.9	114.9	114.9	(²)	115.5
Modifications, conversions, and overhaul of previously accepted aircraft		3721-7														
For civilian customers		3721-721	12/85	138.0	137.2	137.2	137.2	136.7	136.7	136.7	139.0	139.0	139.0	139.1	139.1	139.7
Secondary products and miscellaneous receipts		3721-SM														
Secondary products		3721-S	12/85	139.2	139.2	139.2	139.2	139.2	139.2	139.2	139.2	139.2	139.2	139.2	139.2	139.2
Aircraft equipment, not elsewhere classified		3728-S	12/85	136.2	136.2	136.2	136.2	136.2	136.2	136.2	136.2	136.2	136.2	136.2	136.2	136.2
Aircraft engines and engine parts	3724		12/85	145.7	144.9	146.0	146.0	145.9	145.9	145.8	145.7	145.6	145.7	145.7	145.8	146.0
Primary products		3724-P	12/85	147.1	146.1	147.4	147.4	147.3	147.3	147.2	147.0	146.9	147.0	147.0	147.2	147.3
Aircraft engines for civilian aircraft		3724-2	12/85	157.2	156.9	157.2	157.0	157.2	157.0	157.0	157.1	157.0	157.1	157.1	157.7	158.2
Reciprocating, turbojet, and turbofan aircraft engines ..		3724-211	12/91	124.9	124.6	124.9	124.9	124.7	124.8	124.7	124.7	124.7	124.7	124.8	125.3	125.7
Aircraft engine parts and accessories		3724-4	12/85	151.1	150.8	151.4	151.4	151.4	151.4	151.4	151.0	151.0	151.0	151.0	151.0	151.0
Aircraft engines parts/accessories for military aircraft engines		3724-41	12/91	101.1	101.1	101.1	101.1	101.1	101.1	101.1	101.1	101.1	101.1	101.1	101.1	101.1
For reciprocation or rotary internal combustion engines		3724-411	12/91	92.7	92.7	92.7	92.7	92.7	92.7	92.7	92.7	92.7	92.7	92.7	92.7	92.7
For all other aircraft engines		3724-412	12/91	106.9	106.8	106.8	106.9	106.9	106.9	106.9	106.9	106.9	106.9	106.9	106.9	106.9
Aircraft engines parts/accessories for civilian aircraft engines		3724-42	12/91	136.6	136.1	136.9	136.8	136.8	136.8	136.8	136.4	136.4	136.4	136.4	136.4	136.4
For all other aircraft engines		3724-422	12/91	148.0	147.8	148.2	148.0	148.1	148.1	148.1	148.0	148.0	147.8	147.9	147.9	147.9
Secondary products and miscellaneous receipts		3724-SM														
Secondary products		3724-S	12/85	144.9	144.6	144.5	145.0	145.0	145.0	145.0	145.0	145.0	145.0	145.0	145.0	145.0
Other secondary products		3724-SSS	12/85	142.4	141.9	141.7	142.5	142.5	142.5	142.5	142.5	142.5	142.5	142.5	142.5	142.5
Aircraft parts and equipment, n.e.c.	3728		06/85	148.1	148.2	148.2	148.2	148.1	148.1	147.9	148.0	148.0	148.0	148.0	148.1	148.1
Primary products		3728-P	06/85	147.6	147.8	147.8	147.7	147.6	147.6	147.5	147.5	147.6	147.5	147.5	147.5	147.6
Aircraft parts, excluding propellers, rotors, and fluid power subassemblies		3728-2	06/85	145.5	145.8	145.7	145.7	145.6	145.6	145.4	145.5	145.4	145.4	145.4	145.5	145.5
Aircraft hydraulic and pneumatic subassemblies		3728-4	12/99	100.2	100.2	100.2	100.2	100.2	100.1	100.3	100.3	100.3	100.3	100.3	100.3	100.3
Aircraft propellers and helicopter rotors		3728-6	12/91	130.7	130.2	130.2	130.2	130.2	130.2	130.2	131.4	131.4	131.4	131.4	131.4	131.4
Secondary products and miscellaneous receipts		3728-SM														
Miscellaneous receipts		3728-M	02/95	117.8	117.8	117.8	117.8	117.8	117.8	117.8	117.8	117.8	117.8	117.8	117.8	117.8
Secondary products		3728-S	06/85	159.5	159.4	159.4	159.4	159.4	159.3	159.3	159.3	159.3	159.9	159.9	159.9	159.9
Ship and boat building and repairing	373		12/84	156.8	154.5	155.0	155.1	155.5	155.7	156.6	157.2	158.3	157.7	157.9	158.7	158.7
Ship building and repairing	3731		12/85	144.1	141.6	142.3	142.5	142.7	142.9	144.2	144.5	145.8	145.0	145.3	146.4	146.3
Primary products		3731-P	12/85	145.2	142.6	143.3	143.4	143.7	143.9	145.2	145.6	146.9	146.0	146.4	147.5	147.5
Nonpropelled ships, new, U.S. military and nonmilitary ..		3731-1	12/85	122.1	122.2	122.2	122.2	122.2	122.2	122.2	122.2	122.0	122.0	121.6	122.1	122.1
Tank barges		3731-112	06/96	(³)	117.2	117.2	(³)	(³)	(³)	(³)	(³)	(³)	(³)	(³)	(³)	(³)
Self-propelled ships, new, U.S. military		3731-2	12/85	(³)	138.4	138.4	138.7	138.7	139.2	(³)	(³)	(³)	(³)	(³)	142.0	142.0
Self-propelled ships, new, U.S. military		3731-211	12/85	(³)	138.4	138.4	138.7	138.7	139.2	(³)	(³)	(³)	(³)	(³)	142.0	142.0
Self-propelled ships, new, nonmilitary		3731-3	12/85	163.1	160.9	160.9	160.9	160.9	160.9	160.9	164.3	164.3	164.3	164.3	167.5	167.5
Tugboats and towboats		3731-334	06/96	(³)	107.8	(³)	(³)	(³)	(³)	(³)	(³)	(³)	(³)	(³)	(³)	(³)
Other self-propelled nonmilitary ships		3731-339	12/88	(³)	(³)	(³)	(³)	(³)	(³)	(³)	(³)	(³)	(³)	(³)	138.9	138.9
Ship repair, conversion, reconversion, U.S. military		3731-4	12/85	158.0	151.6	154.3	154.3	155.4	155.4	161.4	161.4	162.2	160.1	160.1	160.1	160.1
Conversions and reconversions		3731-411	06/96	112.8	108.0	110.6	110.6	110.6	110.6	114.7	114.7	114.7	114.7	114.7	114.7	114.7
All other repairs		3731-413	06/96	120.3	115.8	116.6	116.6	118.9	118.9	123.7	123.7	125.3	120.9	120.9	120.9	120.9
Ship repair, conversion, reconversion, nonmilitary		3731-6	12/85	142.3	139.8	140.2	140.2	140.2	140.2	145.4	145.4	145.4	145.4	145.3	145.7	145.4
All other repairs		3731-621	06/96	117.5	114.6	115.5	115.7	115.7	115.7	115.7	116.0	120.1	120.1	120.0	120.3	120.1

See footnotes at end of table.

Table 3. Producer price indexes for the net output of selected industries and their products, 2002¹—Continued

Industry and product	Industry code	Product code	Index base	Annual Average	January	February	March	April	May	June	July	August	September	October	November	December
Ship building and repairing—Continued																
Secondary products and miscellaneous receipts		3731-SM														
Secondary products		3731-S														
Boat building and repairing	3732		12/81	190.5	188.7	188.8	188.9	189.6	189.8	189.9	191.0	191.8	191.7	191.6	192.0	192.1
Primary products		3732-P	12/81	189.2	187.5	187.5	187.6	188.4	188.6	188.6	189.7	190.6	190.4	190.4	190.6	190.8
Outboard motorboats		3732-2	12/81	196.1	194.7	194.7	194.5	196.4	194.0	194.7	197.4	197.7	196.8	197.2	197.2	197.6
Wood and metal		3732-24	12/88	162.0	158.2	158.2	158.3	160.6	160.6	160.6	164.8	164.6	164.3	164.4	164.5	164.7
Other outboard motorboats including bass, houseboats, center consoles, etc.		3732-246	06/96	115.9	115.2	115.3	115.8	116.0	116.0	116.0	116.6	116.9	115.4	115.5	115.6	115.8
Plastics (reinforced), fiberglass		3732-25	12/88	143.3	143.9	143.9	143.6	144.5	141.6	142.5	143.2	143.7	142.8	143.1	143.1	143.5
Runabouts		3732-251	12/88	146.8	149.0	149.0	149.0	150.2	144.2	145.6	145.6	146.1	145.5	145.5	145.5	146.1
Cabin cruisers		3732-253	12/88	140.5	140.0	140.0	138.1	141.0	141.0	140.3	141.8	142.0	139.3	140.7	140.7	140.7
Other outboard motorboats		3732-256	06/96	117.9	117.0	117.1	116.7	117.0	117.0	117.5	118.7	119.1	118.2	118.7	118.7	118.8
Inboard motorboats		3732-3	12/81	194.6	192.1	192.1	192.7	192.7	192.7	192.7	194.5	196.8	197.5	197.1	197.1	197.1
Runabouts		3732-321	12/81	189.1	183.4	183.5	186.3	186.3	186.3	186.3	191.2	193.2	193.2	193.2	193.2	193.2
Less than 26 ft. LOA		3732-32101	12/88	147.7	143.2	143.3	145.5	145.5	145.5	145.5	149.3	150.9	150.9	150.9	150.9	150.9
Cabin cruisers		3732-322	12/81	199.7	197.9	197.9	197.9	197.9	197.9	197.9	199.1	201.6	202.5	201.9	201.9	201.9
40 ft. to less than 65 ft. LOA		3732-32203	12/88	164.7	163.6	163.6	163.6	163.6	163.6	163.6	165.3	165.5	166.9	165.8	165.8	165.8
Other inboard motorboats		3732-324	06/96	120.1	119.7	119.7	119.7	119.7	119.7	119.7	119.7	119.7	120.8	120.8	120.8	120.8
Inboard-outdrive motorboats		3732-4	12/81	174.8	174.6	174.5	174.1	175.1	175.0	174.4	174.5	175.1	174.8	174.7	175.4	175.4
Runabouts		3732-431	06/96	122.8	122.9	122.8	122.5	122.8	122.8	122.8	122.8	122.8	122.8	122.9	122.9	122.9
Cabin cruisers		3732-441	06/96	114.7	113.9	113.9	113.5	114.9	114.9	114.6	114.9	115.4	114.7	115.0	115.0	115.0
Other inboard-outdrive motorboats		3732-451	06/96	119.4	118.8	118.8	118.8	118.8	118.8	118.8	118.8	118.8	118.9	118.9	122.3	122.3
All other boats		3732-7	12/81	179.3	179.4	179.4	179.7	179.7	179.7	179.7	178.6	178.9	179.0	178.9	179.4	179.2
Sailboats, with or without auxiliary power		3732-71	12/81	181.7	182.4	182.4	182.4	182.4	182.4	182.4	180.7	180.7	180.8	180.8	181.7	181.4
13.13 ft. to 21.33 ft. LOA		3732-71102	06/96	114.1	114.1	114.1	114.1	114.1	114.1	114.1	113.6	113.6	114.5	114.5	114.5	114.5
29.53 ft. to 39.03 ft. LOA		3732-71104	06/96	120.2	120.0	120.0	120.0	120.0	120.0	120.0	119.8	119.8	119.8	(²)	121.9	121.2
Other boats		3732-72	12/81	171.7	170.7	170.7	171.6	171.6	171.6	171.6	171.6	172.5	172.5	172.2	172.0	172.0
Canoes		3732-721	12/88	166.3	163.1	163.1	165.7	165.7	165.7	165.7	165.7	168.7	168.7	167.7	167.7	167.7
All other boats, n.e.c.		3732-723	12/88	129.3	129.4	129.4	129.4	129.4	129.4	129.4	129.4	129.4	129.4	129.4	129.1	129.1
Boat repair, military and non-military		3732-8	12/81	203.8	198.5	198.8	199.2	199.2	206.1	206.1	205.6	206.1	206.1	206.1	206.5	207.2
Repair of non-military boats		3732-821	12/81	203.8	198.5	198.8	199.2	199.2	206.1	206.1	205.6	206.1	206.1	206.1	206.5	207.2
Secondary products and miscellaneous receipts		3732-SM														
Miscellaneous receipts		3732-M	12/88	174.3	172.1	172.7	173.8	173.8	173.8	174.6	174.6	175.3	175.3	175.3	175.3	175.3
Contract work and miscellaneous receipts		3732-XY9	06/96	137.9	134.1	135.6	138.5	138.5	138.5	138.5	138.5	138.5	138.5	138.5	138.5	138.5
Resales		3732-ZB9	12/88	171.9	170.9	170.9	170.9	170.9	170.9	172.0	172.0	173.0	173.0	173.0	173.0	173.0
Secondary products		3732-S	12/81	194.3	191.7	191.7	191.7	191.7	191.7	191.7	195.6	195.6	195.6	195.6	199.2	199.2
Railroad equipment	374		06/84	127.7	127.8	127.5	127.9	127.9	128.1	128.2	127.8	127.9	127.5	127.4	127.5	127.4
Railroad equipment	3743		06/84	127.7	127.7	127.5	127.9	127.8	128.0	128.1	127.8	127.8	127.5	127.3	127.4	127.4
Primary products		3743-P	06/84	130.1	130.1	129.8	130.3	130.2	130.4	130.6	130.1	130.2	129.8	129.7	129.7	129.7
Locomotives and locomotive parts		3743-1	06/84	127.2	126.9	126.2	127.4	127.6	127.6	127.6	127.5	128.3	127.3	127.0	126.7	126.5
Passenger and freight train cars, new (excl. parts)		3743-2	06/84	130.0	129.9	129.9	129.9	130.2	130.3	130.6	130.3	129.6	129.5	129.6	130.2	130.2
Street, subway, trolley, and rapid transit cars, all rebuilt cars, and all parts		3743-3	06/84	132.2	133.1	133.1	133.1	132.0	132.7	132.6	131.7	131.7	131.9	131.8	131.6	131.5
Street, subway, trolley, and rapid transit cars, new and rebuilt		3743-35	12/01	100.0	100.0	100.0	100.0	100.0	100.0	100.0	100.0	100.0	100.0	100.0	100.0	100.0
Parts and accessories for railroad and street cars		3743-37	06/84	126.4	127.6	127.6	127.5	126.1	127.1	126.9	125.7	125.8	126.0	125.9	125.6	125.5
Air brake and other brake equipment		3743-371	06/84	123.3	124.2	124.1	124.2	117.7	124.0	123.3	122.9	123.3	125.0	124.0	123.3	123.2
All other railroad and streetcar parts and accessories, incl. truck assemblies		3743-379	06/84	126.8	128.0	128.0	127.9	127.4	127.4	127.3	126.0	126.0	126.0	126.0	125.7	125.7
Secondary products and miscellaneous receipts		3743-SM														
Secondary products		3743-SSS	12/01	100.0	100.0	100.0	100.0	100.1	100.1	100.1	100.1	100.1	100.1	100.1	100.1	100.1

See footnotes at end of table.

Table 3. Producer price indexes for the net output of selected industries and their products, 2002¹—Continued

Industry and product	Industry code	Product code	Index base	Annual Average	January	February	March	April	May	June	July	August	September	October	November	December
Motorcycles, bicycles, and parts	375		12/84	128.7	128.4	128.4	128.5	128.5	128.5	129.0	127.8	128.9	128.9	129.0	129.0	129.1
Motorcycles, bicycles, and parts	3751		12/84	128.6	128.3	128.3	128.4	128.4	128.4	128.9	127.7	128.8	128.8	128.9	128.9	129.0
Primary products		3751-P	12/84	135.4	135.1	135.1	135.2	135.2	135.2	135.9	134.3	135.7	135.7	135.8	135.8	135.9
Bicycles, adult tricycles, unicycles & parts (excl. childrens 2-whl sdwjk cycls w/semi-pneu trs)		3751-1	12/84	114.6	115.6	115.6	115.6	115.6	115.6	117.1	113.7	113.3	113.2	113.2	113.2	113.4
Bicycles, complete		3751-121	12/98	104.6	107.0	107.0	107.0	107.0	107.0	107.0	102.6	102.1	102.0	102.0	102.0	102.3
Parts for bicycles, including frame sets and motorbike parts interchangeable with bicycle part		3751-171	12/84	116.7	113.7	113.7	113.7	113.7	113.7	118.9	118.9	118.9	118.9	118.9	118.9	118.9
Motorcycles, motorbikes, mopeds, motorscooters, trail vehicles and parts		3751-2	12/84	155.6	154.1	154.2	154.4	154.4	154.4	154.4	154.4	157.4	157.4	157.6	157.6	157.6
Motorcycles, (excl. sidecars), mopeds, motorscooters, and trail vehicles		3751-213	12/84	162.5	160.7	160.8	160.8	160.8	160.8	160.8	160.8	164.9	164.9	165.1	165.1	165.1
Parts, including sidecars, but excluding motorbike parts interchangeable with bicycle parts		3751-253	12/84	136.9	136.3	136.3	137.0	137.0	137.1	137.1	137.1	137.1	137.1	137.1	137.1	137.3
Secondary products and miscellaneous receipts		3751-SM														
Miscellaneous receipts		3751-M	12/84	107.6	107.6	107.6	107.6	107.6	107.6	107.6	107.6	107.6	107.6	107.6	107.6	107.6
Resales		3751-Z89	12/84	109.9	109.9	109.9	109.9	109.9	109.9	109.9	109.9	109.9	109.9	109.9	109.9	109.9
Secondary products		3751-S	12/84	110.5	110.5	110.5	110.5	110.5	110.5	110.5	110.5	110.5	110.5	110.5	110.5	110.5
Miscellaneous transportation equipment	379		12/84	131.0	130.6	130.7	130.7	130.8	130.8	131.0	131.3	131.5	131.7	131.2	131.1	131.1
Travel trailers and campers	3792		06/84	136.6	135.1	135.2	135.0	135.4	135.4	136.7	137.0	137.7	137.7	137.8	137.8	137.8
Primary products		3792-P	06/84	137.5	136.2	136.3	136.1	136.2	136.2	137.6	137.9	138.7	138.8	138.8	138.8	138.8
Travel trailers (with rigid structures)		3792-1	06/84	135.2	134.3	134.3	134.1	134.1	134.1	135.3	135.6	136.0	136.2	136.2	136.2	136.3
Conventional travel trailers		3792-11	06/90	112.6	111.4	111.5	111.5	111.5	111.5	113.0	113.1	113.4	113.4	113.4	113.4	113.5
Less than 25 feet in length		3792-116	12/97	101.4	101.4	101.4	101.4	101.4	101.4	101.4	101.4	101.4	101.4	101.4	101.4	101.4
25 feet or more in length, including park models		3792-117	12/97	104.4	102.9	103.0	103.0	103.0	103.0	105.1	105.2	105.6	105.6	105.6	105.6	105.7
Fifth wheel travel trailers		3792-12	06/90	119.9	119.5	119.5	119.0	119.0	119.0	119.4	119.9	120.3	120.7	120.7	120.7	120.8
Less than 30 feet in length		3792-125	06/90	112.4	111.9	111.9	111.8	111.8	111.8	112.6	112.9	112.9	112.9	112.9	112.9	113.0
30 feet or more in length		3792-128	06/90	127.3	127.0	127.0	126.2	126.2	126.2	126.4	127.1	127.7	128.4	128.4	128.4	128.5
Camping trailers, campers, pickup covers and parts		3792-2	06/84	143.1	140.8	140.9	140.8	141.3	141.2	143.3	143.6	145.2	145.0	145.0	145.1	145.1
Camping trailers, campers, and pick-up covers		3792-241	12/97	110.3	108.9	109.0	108.9	109.4	109.4	109.6	110.0	111.8	111.6	111.6	111.7	111.7
Parts and components, excluding appliances and furnishings		3792-259	06/84	114.3	111.8	111.8	111.8	111.8	111.8	115.9	115.9	116.2	116.2	116.2	116.2	116.2
Secondary products and miscellaneous receipts		3792-SM														
Miscellaneous receipts		3792-M	04/85	132.5	128.2	128.2	128.2	134.7	134.7	134.7	133.5	133.5	133.5	133.6	133.6	133.6
Resales		3792-Z89	04/85	133.8	128.6	128.6	128.6	136.5	136.5	136.5	135.0	135.0	135.0	135.1	135.1	135.1
Other secondary products		3792-SSS	11/88	121.7	121.7	121.7	121.7	121.7	121.7	121.7	121.7	121.7	121.7	121.7	121.7	121.7
Transportation equipment, n.e.c.	3799		06/85	138.7	138.7	138.7	138.8	138.8	138.8	138.5	139.0	139.0	139.2	138.4	138.3	138.3
Primary products		3799-P	06/85	138.8	138.8	138.8	139.0	138.9	138.8	138.5	139.1	139.0	139.3	138.4	138.2	138.2
Automobile and light truck trailers		3799-6	12/92	122.8	121.4	121.9	121.8	121.8	122.6	122.6	122.6	123.0	124.1	123.9	124.1	124.1
Automobile and light truck horse trailers, excl. those pulled by truck tractors		3799-601	12/92	120.1	119.1	119.7	119.4	119.4	120.2	120.2	120.2	120.2	121.0	120.4	120.4	120.4
Boat trailers		3799-602	06/85	148.0	146.6	147.1	147.1	147.3	147.3	147.3	147.3	148.6	149.0	149.2	149.8	149.7
Other automobile and light truck trailers, incl. mobile equip. for general utili		3799-611	12/00	102.7	101.3	101.5	101.5	101.5	102.6	102.6	102.6	102.7	104.2	104.1	104.1	104.1
Transportation equipment, n.e.c., including all-terrain vehicles		3799-9	06/85	131.7	131.9	131.8	132.0	132.9	132.4	131.9	132.5	132.2	132.2	130.6	130.2	130.2
Parts for transportation equip., n.e.c., incl. trailer hitches		3799-902	12/00	103.6	101.7	101.7	101.7	104.7	104.7	104.7	104.7	104.3	104.3	104.5	103.1	103.2
Other misc. transp. equip., incl snowmobiles, wheelbarrows and ATVs		3799-906	12/00	100.8	101.5	101.3	101.5	101.5	101.1	100.6	101.2	101.0	101.0	99.4	99.4	99.4
Secondary products and miscellaneous receipts		3799-SM														
Miscellaneous receipts		3799-M	06/85	138.4	138.3	138.3	138.3	138.3	138.4	138.4	138.4	138.4	138.5	138.4	138.4	138.4

See footnotes at end of table.

Table 3. Producer price indexes for the net output of selected industries and their products, 2002¹—Continued

Industry and product	Industry code	Product code	Index base	Annual Average	January	February	March	April	May	June	July	August	September	October	November	December
Transportation equipment, n.e.c.—Continued																
Secondary products		3799-S	06/85	138.4	137.4	137.4	137.4	138.5	138.5	138.5	138.5	138.5	138.8	138.9	138.8	138.9
Measuring and controlling instruments; photographic, medical, optical goods; watches, clocks	38		12/84	128.5	128.3	128.6	128.9	128.2	128.2	128.3	128.3	128.4	128.7	128.8	128.8	128.8
Engineering and scientific instruments	381		12/85	134.5	132.6	133.5	134.5	134.1	134.4	134.2	134.1	134.3	135.8	135.8	135.7	135.7
Search, detection, navigation, and guidance systems and aeronautical and nautical nav syst	3812		12/91	110.7	109.2	109.9	110.7	110.4	110.6	110.5	110.4	110.5	111.7	111.7	111.7	111.7
Primary products		3812-P	12/91	107.6	106.5	107.3	107.4	107.1	107.3	107.2	107.1	107.2	108.7	108.7	108.6	108.5
Aeronautical, nautical, and navigational instruments		3812-1	12/85	173.0	172.4	172.0	172.2	172.6	172.6	172.6	171.7	173.9	174.0	174.0	174.0	174.0
Search, detection, navigation and guidance systems and equipment		3812-2	12/91	105.1	103.9	104.8	105.0	104.6	104.8	104.7	104.6	104.6	106.2	106.2	106.1	106.1
Electrnc. warfare, missile & spc. vhd., spec. electrnc. intel. sys. & eqmmt		3812-216	06/99	103.8	101.4	104.0	104.0	104.0	104.0	104.0	104.0	104.0	104.0	104.0	104.0	103.9
Search, detection, acquisition & tracking radar & sonar sys. & eqmmt		3812-217	06/99	93.3	92.0	92.0	92.1	92.1	92.1	92.0	92.0	92.1	95.8	95.8	95.8	95.8
Navigation, recon, and surveillance sys. & eqmmt		3812-219	06/99	105.6	106.3	106.1	106.4	105.0	105.9	105.5	105.4	105.4	105.4	105.4	105.1	105.1
Secondary products and miscellaneous receipts		3812-SM														
Secondary products		3812-S	12/91	128.0	128.0	128.0	128.0	128.0	128.0	128.0	128.0	128.0	128.0	128.0	128.0	128.0
Measuring and controlling instruments	382		12/84	140.6	140.2	140.4	140.5	140.2	140.2	140.4	140.6	140.7	140.6	140.9	141.1	141.2
Laboratory apparatus and furniture	3821		12/91	132.7	131.1	131.5	131.4	132.0	132.0	132.5	133.4	133.4	133.5	133.8	133.8	133.9
Primary products		3821-P	12/91	131.5	129.8	130.3	130.2	130.9	130.9	131.5	132.3	132.4	132.4	132.5	132.5	132.7
Laboratory apparatus		3821-1	12/85	158.0	156.0	156.7	156.6	157.5	158.4	158.6	158.6	158.6	158.7	158.9	158.9	159.1
Laboratory furniture		3821-2	12/85	155.8	152.8	152.8	152.8	152.8	152.8	152.8	158.9	158.9	158.9	158.9	158.9	158.3
Secondary products and miscellaneous receipts		3821-SM														
Miscellaneous receipts		3821-M	12/91	154.5	152.8	152.8	152.8	152.8	152.8	152.8	155.2	155.2	155.2	157.3	157.3	157.3
Resales		3821-Z89	12/91	152.7	151.5	151.5	151.5	151.5	151.5	151.5	153.9	153.9	153.9	153.9	153.9	153.9
Secondary products		3821-S	12/91	124.3	124.4	124.3	124.3	124.3	124.3	124.3	124.3	124.3	124.3	124.3	124.3	124.3
Automatic building, refrigeration and appliance controls	3822		12/79	195.2	196.1	195.3	195.4	194.8	195.0	194.9	195.0	195.0	195.1	195.2	195.2	195.9
Primary products		3822-P	12/79	187.7	188.6	187.7	187.8	187.2	187.3	187.3	187.3	187.4	187.4	187.5	187.9	188.6
Building comfort (HVAC) and commercial refrigeration controls		3822-1	12/79	208.2	209.6	208.3	208.4	207.6	207.8	207.8	207.9	207.9	207.9	208.1	208.0	209.1
Temperature responsive building controls		3822-121	12/79	217.3	216.1	215.6	216.0	216.4	217.3	217.4	217.5	217.7	217.7	218.6	218.6	219.0
Electric		3822-12104	06/94	113.9	113.9	113.7	113.7	113.6	113.6	113.7	113.8	113.9	113.9	114.5	114.5	114.5
Pressure responsive		3822-125	12/93	104.1	103.6	103.6	103.6	103.6	104.6	104.6	104.6	104.6	104.6	104.6	103.4	103.4
Digital controls, excluding upgrades and additions to existing systems		3822-185	06/94	111.9	111.8	111.8	111.8	111.8	111.8	111.8	111.8	111.8	111.8	111.8	111.8	112.6
All other HVAC and refrigeration controls		3822-198	06/94	98.3	100.0	98.8	98.8	97.9	97.9	97.9	97.9	97.9	97.9	97.9	97.9	98.5
Appliance temperature and related controls, automatic ..		3822-2	12/79	139.0	139.0	138.9	138.9	138.8	138.8	138.6	138.6	138.6	138.6	138.6	140.1	140.1
Temperature responsive appliance controls		3822-211	12/79	144.3	144.4	144.2	144.2	144.0	144.0	143.6	143.6	143.7	143.7	143.6	146.6	146.6
Secondary products and miscellaneous receipts		3822-SM														
Secondary products		3822-S	12/79	189.4	189.5	189.2	189.8	189.4	189.4	189.5	189.5	189.8	189.9	190.0	188.4	188.5
Industrial process control instruments	3823		06/83	156.8	155.2	156.6	156.7	156.7	156.4	156.5	156.5	157.0	157.1	157.2	157.3	158.2
Primary products		3823-P	06/83	162.5	161.5	162.3	162.3	162.3	161.9	162.1	162.1	162.7	162.8	162.9	163.0	164.2
General purpose/receiver-type instruments and related equipment		3823-1	06/83	152.2	150.9	152.8	152.8	152.8	151.6	151.6	151.6	151.6	151.8	151.9	151.8	154.9
Unified architecture type instruments for electronic systems		3823-103	06/83	139.4	139.4	139.4	139.4	139.4	139.4	139.4	139.4	139.4	139.4	139.4	139.4	139.4
Other		3823-10336	06/83	139.9	139.9	139.9	139.9	139.9	139.9	139.9	139.9	139.9	139.9	139.9	139.9	139.9

See footnotes at end of table.

Table 3. Producer price indexes for the net output of selected industries and their products, 2002¹—Continued

Industry and product	Industry code	Product code	Index base	Annual Average	January	February	March	April	May	June	July	August	September	October	November	December
Industrial process control instruments—Continued																
Non-unified architecture type instruments for electronic systems		3823-104	06/88	131.3	130.6	132.4	132.4	132.4	130.7	130.7	130.7	130.7	130.7	130.7	130.7	133.6
Industrial multifunction process computers		3823-105	06/83	187.0	182.9	186.4	186.4	186.4	186.5	186.5	186.5	186.5	187.4	187.9	187.4	193.4
Temperature instruments, excluding receiver type		3823-2	06/83	170.1	169.4	170.0	170.0	170.0	170.1	170.1	169.4	169.4	169.4	170.1	170.1	171.6
Electrical and electronic measuring types		3823-201	06/83	162.7	162.9	163.0	163.0	163.0	163.1	163.1	163.1	162.2	162.2	162.2	162.2	162.2
Controllers		3823-20145	06/83	163.6	164.3	164.3	164.3	164.3	164.3	164.3	164.3	162.5	162.5	162.5	162.5	162.5
Other temperature instruments		3823-20146	06/83	163.0	162.8	163.0	163.0	163.0	163.1	163.1	163.1	163.1	163.1	163.1	163.1	163.1
Primary temperature sensors		3823-3	06/83	137.8	133.8	133.8	133.8	134.3	134.3	134.3	133.9	143.2	143.2	143.2	143.2	143.2
Thermocouples and thermocouple lead wire		3823-358	06/83	142.8	142.4	142.4	142.4	143.3	143.3	143.3	142.7	142.7	142.7	142.7	142.7	142.7
Pressure measuring instruments, including draft type, other than receiver type		3823-4	06/83	172.2	171.6	171.7	171.7	171.5	171.7	171.7	171.7	172.9	172.9	172.9	172.9	173.3
Controllers		3823-461	06/83	176.1	174.0	174.9	174.9	175.4	176.8	176.8	176.8	176.8	176.8	176.8	176.8	176.8
Other		3823-462	06/83	170.3	169.9	169.9	169.9	169.7	169.7	169.7	169.7	171.0	171.0	171.0	171.0	171.4
Flow and liquid level instruments		3823-5	06/83	144.0	144.1	144.0	143.7	143.9	143.6	143.9	143.9	144.0	144.0	143.9	144.2	144.2
Differential pressure types		3823-501	06/83	128.4	128.4	128.4	128.3	128.3	128.4	128.4	128.4	128.4	128.4	128.4	128.7	128.7
Controllers		3823-50166	06/83	166.7	(²)	(²)	161.8	161.8	168.6	168.2	168.2	168.2	168.2	(²)	167.2	167.2
Other		3823-50167	06/83	111.6	111.5	111.5	111.5	111.5	111.5	111.5	111.5	111.5	111.5	111.5	111.8	111.8
Electromagnetic, capacitance, and other electric/electronic types		3823-502	06/83	135.6	135.0	135.2	135.2	135.5	135.5	135.5	135.5	135.8	135.8	135.8	135.8	135.8
Variable area instruments and associated elements		3823-503	06/83	157.4	157.0	157.0	157.0	157.9	154.0	157.5	157.5	157.5	157.5	159.2	159.2	159.2
Float and displacement instruments and associated elements		3823-504	06/83	164.8	166.1	164.1	164.8	164.8	164.8	164.8	164.8	164.8	164.8	164.8	164.8	164.8
Turbine, mass-flow, and other types and associated elements		3823-505	06/83	170.6	171.7	171.7	170.3	170.3	170.3	170.3	170.3	170.3	170.3	170.3	170.3	170.3
Continuous process instruments for on-stream gas and liquid analysis		3823-7	06/83	143.1	141.9	141.9	142.5	142.4	142.3	142.3	142.6	142.6	143.5	145.2	145.2	145.2
Other gas analyzers		3823-778	06/83	118.3	116.5	116.5	116.5	116.5	116.4	116.4	116.9	116.9	119.0	122.6	122.6	122.6
Other liquid analyzers		3823-781	06/83	111.5	111.5	111.5	111.5	111.5	111.5	111.5	111.5	111.5	111.5	111.5	111.5	111.5
Instruments for process variables n.e.c.		3823-8	03/91	131.9	132.1	132.2	132.4	132.4	132.4	132.6	132.6	131.9	131.9	130.7	131.2	131.2
Electrical and electronic measuring types		3823-801	03/91	147.6	148.1	148.2	148.2	148.6	148.6	149.0	149.0	147.5	147.5	144.8	146.0	146.0
Other industrial process instruments and parts for all industrial process instruments		3823-9	06/83	180.4	179.4	180.1	180.0	180.0	180.1	180.8	180.8	180.8	180.8	180.8	180.8	180.8
Other industrial process instruments		3823-994	12/95	117.7	116.8	117.4	117.4	117.4	117.5	117.9	117.9	117.9	117.9	117.9	117.9	117.9
Parts, supplies, accessories, and other equipment n.e.c.		3823-999	06/83	197.6	196.9	197.3	196.8	196.8	196.8	198.0	198.0	198.0	198.0	198.0	198.0	198.0
Secondary products and miscellaneous receipts		3823-SM														
Miscellaneous receipts		3823-M	06/83	140.4	135.2	140.1	141.1	141.1	140.9	140.9	140.9	140.9	140.9	140.9	140.9	140.9
Contract work and other miscellaneous receipts		3823-XY9	06/88	117.8	117.5	117.5	117.8	117.8	117.8	117.8	117.8	117.8	117.8	117.8	117.8	117.8
Resales		3823-Z89	06/83	185.6	178.6	185.2	186.5	186.5	186.4	186.4	186.4	186.4	186.4	(²)	(²)	186.4
Secondary products		3823-S	06/83	129.1	127.7	129.5	129.5	129.5	129.5	129.5	129.5	128.9	128.9	128.9	128.9	128.9
Fluid meters and counting devices																
Primary products	3824		12/85	123.1	122.4	122.4	122.5	122.5	122.5	122.6	122.6	122.6	122.7	124.8	125.2	125.0
Integrating and totalizing meters for gas and liquids		3824-P	12/85	123.9	123.1	123.1	123.2	123.2	123.3	123.3	123.3	123.4	125.6	126.0	125.8	125.8
Gas meters		3824-2	12/85	138.4	137.9	137.8	138.3	138.3	138.3	138.6	138.6	138.6	139.0	137.7	139.1	138.4
Liquid meters		3824-21	12/85	155.0	155.0	155.0	155.0	155.0	155.0	155.0	155.0	155.0	155.0	155.0	155.0	155.0
Counting devices		3824-23	12/85	131.5	130.9	130.8	131.5	131.5	131.8	131.8	131.8	132.4	130.6	132.5	131.5	131.5
Motor vehicle instruments		3824-3	12/85	136.6	136.4	136.4	136.4	136.4	136.4	136.7	136.8	136.8	136.8	136.8	136.8	136.9
Secondary products and miscellaneous receipts		3824-4	12/85	87.3	86.6	86.6	86.6	86.5	86.5	86.5	86.5	86.5	86.5	89.8	89.8	89.8
Secondary products		3824-SM														
Secondary products		3824-S	12/85	123.4	123.2	123.2	123.2	123.0	123.0	123.2	123.4	123.4	123.4	123.7	123.8	123.8
Electrical measuring and integrating instruments																
Primary products	3825		12/83	140.4	140.6	140.6	140.8	139.6	139.7	139.9	140.4	140.5	140.1	140.7	140.8	140.7
Electrical integrating instruments		3825-P	12/83	139.0	139.4	139.4	139.5	138.2	138.2	138.4	139.0	139.1	138.6	139.3	139.3	139.3
Electrical integrating instruments		3825-1	12/83	103.1	103.1	103.1	103.1	103.1	103.1	103.1	103.1	103.1	103.1	103.1	103.1	103.1

See footnotes at end of table.

Table 3. Producer price indexes for the net output of selected industries and their products, 2002¹—Continued

Industry and product	Industry code	Product code	Index base	Annual Average	January	February	March	April	May	June	July	August	September	October	November	December
Electrical measuring and integrating instruments —Continued																
Test equipment for electrical, radio and communication circuits, and motors		3825-2	12/83	141.9	142.3	142.4	142.4	140.9	141.0	141.2	141.9	142.2	141.6	142.4	142.4	142.4
Automatic test and measurement equipment		3825-2C	12/83	99.9	100.5	100.5	100.5	98.4	98.4	98.8	99.7	99.7	99.7	101.1	101.1	101.1
Combination and/or group test sets		3825-2C1	12/00	109.0	108.8	108.8	108.8	108.8	108.8	108.8	109.3	109.3	109.3	109.3	109.3	108.1
Semiconductor component test equipment		3825-2C2	12/83	100.3	101.9	101.9	101.9	97.4	97.5	97.8	99.5	99.5	99.4	102.4	102.3	102.3
Other automatic test and measurement equipment		3825-2C3	12/00	104.3	103.3	103.3	103.3	103.6	103.6	104.6	104.6	104.6	104.8	104.8	104.8	106.5
Communications test equipment		3825-2D	06/89	119.5	122.0	120.3	120.0	120.0	120.0	120.0	120.0	120.7	117.9	117.9	117.9	117.9
Other test equipment for electric circuits and motors, including parts		3825-2E	12/00	100.7	99.5	100.5	100.6	100.6	100.6	100.7	100.8	100.9	101.2	100.9	100.9	100.9
Instruments for measuring electricity		3825-3	12/83	151.7	153.4	153.4	154.1	154.1	154.1	154.1	154.1	148.6	148.6	148.6	148.6	148.6
Secondary products and miscellaneous receipts		3825-SM														
Miscellaneous receipts		3825-M	03/87	151.1	148.7	148.7	150.9	150.9	150.8	150.8	150.8	152.4	152.4	152.4	152.4	152.4
Contract work and other miscellaneous receipts		3825-XY9	03/87	195.3	191.4	191.4	196.1	196.1	196.1	196.1	196.1	196.1	196.1	196.1	196.1	196.1
Resales		3825-Z89	03/87	133.3	131.6	131.6	132.4	132.4	132.3	132.3	132.3	135.0	135.0	135.0	135.0	135.0
Secondary products		3825-S	12/83	139.3	139.2	139.2	139.2	139.2	139.2	139.2	139.2	139.2	139.2	139.4	139.4	139.4
Laboratory analytical instruments	3826		12/85	124.0	123.6	123.6	123.6	123.8	124.1	124.2	124.1	124.1	124.1	123.8	124.6	124.6
Primary products		3826-P	12/85	126.7	126.6	126.5	126.5	126.5	126.8	127.0	126.8	126.9	126.8	126.4	126.9	126.9
Laboratory analytical instruments		3826-3	12/85	126.7	126.6	126.5	126.5	126.5	126.8	127.0	126.8	126.9	126.8	126.4	126.9	126.9
Chromatographic instruments		3826-31	12/85	138.2	138.6	138.6	138.6	138.6	138.6	138.6	138.6	138.6	138.6	136.7	136.7	136.7
Spectrophotometric instruments, incl spectroscopy instruments		3826-32	12/85	141.5	140.4	140.4	140.4	140.4	142.3	142.3	142.3	142.5	142.5	141.4	141.7	141.8
Clinical laboratory instrumentation		3826-34	06/99	116.5	116.3	116.0	116.0	116.0	116.0	116.7	116.7	116.7	116.7	116.7	117.3	117.3
Other analytical instruments, including parts, components, and accessories		3826-35	06/99	103.4	103.3	103.4	103.4	103.4	103.4	103.4	103.2	103.2	103.1	103.1	103.6	103.6
Secondary products and miscellaneous receipts		3826-SM														
Miscellaneous receipts		3826-M	12/85	143.0	141.5	141.5	141.6	143.5	143.5	143.5	143.5	143.5	143.5	143.5	143.5	143.5
Contract work and other miscellaneous receipts		3826-XY9	12/85	185.5	183.5	183.5	183.6	186.2	186.2	186.2	186.2	186.2	186.2	186.2	186.2	186.2
Resales		3826-Z89	09/90	(²)	(²)	(²)	(²)	(²)	(²)	(²)	(²)	(²)	(²)	(²)	(²)	116.0
Optical instruments and lenses	3827		06/91	107.5	107.6	107.7	107.2	107.9	107.9	107.7	107.7	107.7	107.7	107.3	106.9	106.9
Primary products		3827-P	06/91	105.4	105.5	105.6	105.1	105.8	105.8	105.5	105.5	105.6	105.6	105.1	104.6	104.6
Sighting, tracking and fire-control equipment		3827-1	12/85	115.4	114.9	115.0	115.0	116.3	116.3	115.1	115.2	115.4	115.4	115.4	115.4	115.4
Optical instruments and lenses, n.e.c.		3827-5	12/98	99.5	99.8	99.9	99.3	99.8	99.8	99.8	99.8	99.8	99.8	99.2	98.7	98.7
Binoculars and astronomical instruments		3827-51	06/91	107.2	107.2	107.2	107.2	107.2	107.2	107.2	107.2	107.2	107.2	107.2	107.2	107.2
Other optical instruments and lenses (excl. sighting, tracking, and fire-control)		3827-52	12/98	99.3	99.6	99.7	99.0	99.6	99.6	99.6	99.6	99.6	99.6	99.0	98.4	98.4
Secondary products and miscellaneous receipts		3827-SM														
Secondary products		3827-S	06/91	129.5	129.4	129.4	129.4	129.4	129.5	129.5	129.5	129.5	129.5	129.5	129.5	129.5
Measuring and controlling devices, not elsewhere classified	3829		06/85	141.7	141.3	141.6	141.6	141.6	141.7	141.7	141.8	141.8	142.0	142.0	142.0	141.6
Primary products		3829-P	06/85	137.7	137.2	137.6	137.6	137.6	137.7	137.7	137.7	137.8	138.0	138.0	138.0	137.6
Aircraft engine instruments		3829-1	06/85	135.6	132.3	135.9	135.9	135.9	135.9	135.9	134.9	134.5	136.9	136.9	136.9	134.9
Physical properties and kinematic testing equipment		3829-2	06/85	140.5	140.2	140.2	140.2	140.5	140.5	140.5	140.5	140.7	140.7	140.7	140.7	140.7
Nuclear radiation detection and monitoring equipment		3829-4	06/85	135.9	135.6	135.6	135.6	135.6	135.6	135.6	136.3	136.3	136.3	136.3	136.3	136.3
Commercial, geophysical, meteorological and general purpose instruments		3829-5	06/85	144.2	144.1	144.1	144.2	144.2	144.2	144.2	144.3	144.3	144.3	144.3	144.3	143.5
Geophysical and meteorological instruments, including parts and accessories		3829-547	12/91	103.7	103.5	103.5	103.7	103.7	103.7	103.7	103.9	103.9	103.9	103.9	103.9	103.0
General purpose and commercial instruments, including parts and accessories		3829-555	06/85	150.2	150.5	150.5	150.4	150.3	150.3	150.3	150.0	150.0	150.0	150.0	150.0	150.1
Surveying and drafting instruments		3829-6	12/91	111.9	111.9	111.9	111.9	111.9	111.9	111.9	111.9	111.9	111.9	111.9	111.9	111.9
Secondary products and miscellaneous receipts		3829-SM														

See footnotes at end of table.

Table 3. Producer price indexes for the net output of selected industries and their products, 2002¹—Continued

Industry and product	Industry code	Product code	Index base	Annual Average	January	February	March	April	May	June	July	August	September	October	November	December
Measuring and controlling devices, not elsewhere classified—Continued																
Miscellaneous receipts		3829-M	06/85	180.9	181.3	181.3	181.3	181.3	180.7	180.7	180.7	180.7	180.7	180.7	180.7	180.7
Secondary products		3829-S	06/85	136.1	135.8	135.8	135.8	135.8	135.8	135.8	136.3	136.4	136.4	136.4	136.4	136.4
Surgical, medical, and dental instruments and supplies	384		12/84	140.2	139.5	139.7	139.8	140.2	140.1	140.3	140.2	140.3	140.5	140.6	140.5	140.4
Surgical and medical instruments and apparatus	3841		06/82	130.8	130.2	130.5	130.5	131.1	130.8	131.1	131.0	131.2	131.1	131.2	131.1	130.4
Primary products		3841-P	06/82	129.7	128.9	129.3	129.3	130.0	129.7	129.9	129.8	130.0	130.0	130.0	129.8	130.2
Surgical and medical instruments and apparatus, except furniture		3841-1	06/82	124.3	123.6	123.9	123.9	124.5	124.3	124.5	124.4	124.6	124.6	124.6	124.4	124.8
Orthopedic instruments and apparatus, such as bone drills and bone plates		3841-115	06/82	270.1	270.1	270.1	270.1	270.1	270.1	270.1	270.1	270.1	270.1	270.1	270.1	270.1
Surgical instruments, including suture needles, and eye, ear, nose, and throat instruments		3841-116	12/89	126.4	126.3	126.3	126.5	126.3	126.3	126.3	126.3	126.5	126.5	126.3	126.4	126.4
Diagnostic apparatus		3841-12	06/82	138.3	134.6	134.6	134.9	139.5	139.5	139.5	139.5	139.5	139.5	139.5	139.5	139.5
Metabolism and blood pressure diagnostic apparatus		3841-121	06/82	146.8	143.1	143.1	147.1	147.1	147.6	147.6	147.6	147.6	147.6	147.6	147.6	147.6
All other diagnostic apparatus, incl optical diagnostic apparatus		3841-124	06/82	137.4	133.7	133.7	133.7	138.7	138.7	138.7	138.7	138.7	138.7	138.7	138.7	138.7
Blood transfusion and i.v. equipment		3841-182	06/82	137.1	137.1	137.1	137.1	137.1	137.1	137.1	137.1	137.1	137.1	137.1	137.1	137.1
Catheters		3841-186	06/82	121.5	121.4	121.5	121.7	121.5	120.8	121.3	121.4	121.2	121.4	121.4	121.4	122.8
Other surgical and medical instr. and apparatus, incl. veterinary instr. and oxygen tents		3841-189	06/82	111.0	110.1	111.0	111.0	111.3	110.8	111.3	110.7	111.2	111.5	111.5	110.7	111.0
Parts for surgical and medical instruments and apparatus		3841-199	12/95	103.2	102.0	102.2	102.8	103.5	103.5	103.5	103.5	103.5	103.5	103.5	103.5	103.5
Secondary products and miscellaneous receipts		3841-SM														
Miscellaneous receipts		3841-M	01/83	181.9	183.6	183.2	183.0	183.1	183.7	182.7	183.0	183.0	183.8	184.0	185.4	164.3
Resales		3841-Z89	01/83	191.0	193.2	192.7	192.5	192.6	193.3	192.0	192.5	192.5	193.6	193.8	195.6	168.1
Secondary products		3841-S	10/82	114.9	114.3	115.5	114.7	115.5	113.7	115.1	116.1	115.0	114.2	114.9	115.0	114.9
Other secondary products		3841-SSS	10/82	122.3	122.3	122.3	122.3	122.3	122.3	122.3	122.3	122.3	122.3	122.3	122.3	122.3
Orthopedic, prosthetic, and surgical appliances and supplies		3842-SSS	12/95	108.6	107.4	109.9	108.1	109.8	106.2	109.0	110.9	108.8	107.2	108.6	108.8	108.6
Surgical, orthopedic and prosthetic appliances and supplies	3842		06/83	173.3	172.3	172.6	172.7	172.6	172.8	173.0	172.7	173.1	173.8	174.3	174.7	174.9
Primary products		3842-P	06/83	175.2	174.0	174.3	174.3	174.5	174.6	174.7	174.5	175.0	175.8	176.4	176.8	177.1
Surgical, orthopedic, and prosthetic appliances and supplies		3842-1	06/83	172.5	171.4	171.8	171.4	171.5	171.7	171.9	171.6	172.2	173.1	173.8	174.3	174.7
Surgical dressings		3842-1A	06/83	108.7	108.7	108.7	108.7	108.7	108.7	108.7	108.7	108.7	108.7	108.7	108.7	108.7
Surgical, orthopedic and prosthetic appliances and supplies except surgical dressings		3842-1B	06/83	197.7	196.3	196.9	196.3	196.5	196.8	196.9	196.6	197.3	198.5	199.4	200.0	200.5
Disposable supplies		3842-1B1	12/95	101.2	100.9	100.9	100.9	100.9	100.9	100.9	101.0	101.4	100.9	100.9	101.5	102.9
Disposable surgical drapes, including O/B and O/R packs		3842-131	06/83	94.4	93.9	93.9	93.9	93.9	93.9	93.9	94.3	94.3	94.3	94.3	95.7	95.7
Disposable incontinent pads, bed pads, and adult diapers		3842-132	06/83	(²)	(²)	(²)	(²)	(²)	(²)	(²)	(²)	135.9	134.2	134.2	135.2	136.9
Orthotics & prosthetics		3842-1B2	12/95	120.8	119.4	119.9	119.0	119.3	119.4	119.6	119.4	120.1	122.2	123.5	124.3	124.1
Surgical implants		3842-101	06/83	247.6	243.6	242.3	242.3	242.3	242.3	242.5	242.5	245.2	253.3	256.7	259.0	259.0
Artificial limbs (prosthetic)		3842-102	06/83	213.4	208.7	208.7	217.1	217.1	217.1	217.1	216.7	210.4	210.4	210.4	210.4	(²)
Orthopedic appliances (incl. mechanical braces)		3842-104	06/83	314.3	301.7	311.5	303.7	313.8	310.9	315.7	306.6	313.6	312.8	326.2	331.7	323.7
Elastic braces, suspensories, stockings, and other elastic supports		3842-106	06/83	128.1	127.8	127.8	127.8	127.8	127.8	128.3	128.3	128.3	128.3	128.3	128.3	128.3
Splints & trusses		3842-108	06/83	157.0	157.0	157.0	157.0	157.0	157.0	157.0	157.0	157.0	157.0	157.0	157.0	157.0

See footnotes at end of table.

Table 3. Producer price indexes for the net output of selected industries and their products, 2002¹—Continued

Industry and product	Industry code	Product code	Index base	Annual Average	January	February	March	April	May	June	July	August	September	October	November	December
Surgical, orthopedic and prosthetic appliances and supplies—Continued																
Crutches, canes & other walking assistance devices		3842-109	08/83	146.1	146.0	146.0	146.0	146.0	146.0	146.2	146.2	146.2	146.2	146.2	146.2	146.2
Arch supports and other foot appliances		3842-112	06/83	121.8	121.4	121.9	120.8	121.6	122.6	122.2	121.8	121.5	120.9	122.5	122.3	121.9
Other orthopedic & prosthetic appliances		3842-113	12/95	108.1	108.4	111.2	107.5	107.5	108.2	(²)	(²)	107.7	107.7	107.7	107.7	(²)
Miscellaneous healthcare products		3842-1B3	12/95	110.8	110.4	110.8	110.8	110.8	111.0	111.1	110.8	110.8	110.8	110.7	110.7	110.8
Breathing devices, excluding anesthetic apparatus ..		3842-165	07/93	102.5	102.4	102.1	101.8	101.6	102.2	102.5	102.9	102.9	102.9	102.7	102.7	102.7
Wheel chairs		3842-183	06/83	194.5	194.5	194.5	194.5	194.5	194.5	194.5	194.5	194.5	194.5	194.5	194.5	194.5
Therapeutic appliances and supplies, excl. electromedical		3842-186	06/89	110.4	107.8	108.9	111.1	110.1	111.1	110.9	110.9	111.2	111.5	110.8	109.7	111.1
Parts for surgical, orthopedic, prosthetic & therapeutic appliances & supplies		3842-195	12/95	105.7	106.9	106.1	102.3	104.9	105.9	106.4	106.4	105.9	105.9	105.9	105.9	105.9
Other surgical, orthopedic, and prosthetic appliances and supplies		3842-199	06/89	125.8	125.4	126.2	126.2	126.2	126.2	126.2	125.5	125.5	125.5	125.4	125.6	125.6
Personal industrial safety devices		3842-3	06/83	188.8	188.1	187.9	188.7	188.9	189.0	189.0	189.0	188.8	188.8	189.1	189.0	189.0
Respiratory protection equipment, including gas, abrasive and canister masks		3842-311	06/83	202.0	202.2	201.8	201.8	201.8	201.8	201.8	201.8	201.8	201.8	201.8	202.4	202.4
Protective clothing, except shoes		3842-351	06/83	234.0	230.6	230.6	234.5	234.7	234.7	234.7	234.7	234.7	234.7	234.7	234.7	234.7
Other personal safety devices		3842-371	06/83	153.7	153.4	153.4	153.4	154.0	154.1	154.1	154.1	153.6	153.6	153.6	153.6	153.6
Safety hats		3842-37102	10/83	143.9	144.0	144.0	143.7	143.7	144.0	144.0	144.0	144.0	144.0	144.0	144.0	144.0
All other personal safety devices		3842-37103	06/83	154.8	154.4	154.4	154.4	155.2	155.2	155.2	155.2	154.6	154.6	154.6	154.6	154.6
Electronic hearing aids		3842-4	06/83	158.5	154.5	154.5	159.1	159.1	159.1	159.1	159.3	159.3	159.3	159.3	159.3	159.3
Electronic hearing aids		3842-413	06/83	158.5	154.5	154.5	159.1	159.1	159.1	159.1	159.3	159.3	159.3	159.3	159.3	159.3
Secondary products and miscellaneous receipts		3842-SM														
Miscellaneous receipts		3842-M	07/88	169.8	169.8	169.8	169.8	169.8	169.8	169.8	169.8	169.8	169.8	169.8	169.8	169.8
Resales		3842-Z89	07/88	132.6	132.6	132.6	132.6	132.6	132.6	132.6	132.6	132.6	132.6	132.6	132.6	132.6
Secondary products		3842-S	06/83	152.0	151.7	151.6	152.8	151.4	151.8	152.4	151.2	152.2	152.2	152.3	152.3	152.4
Surgical and medical instruments and apparatus		3841-S	06/83	173.4	172.3	172.5	172.5	172.5	173.5	173.5	174.8	173.4	173.4	174.1	(²)	174.8
All other secondary products		3842-SSS	06/83	142.4	142.5	142.2	144.0	142.0	142.0	143.0	140.6	142.7	142.8	142.5	142.5	142.4
Dental equipment and supplies	3843		06/85	191.1	188.9	191.2	190.7	190.9	191.0	190.7	191.2	190.9	191.2	192.1	191.9	192.9
Primary products		3843-P	06/85	178.0	176.0	178.4	177.7	177.9	177.6	178.2	177.5	177.8	178.9	178.5	179.7	179.7
Dental professional equipment and supplies		3843-5	06/97	112.0	110.2	112.3	111.7	111.9	112.0	111.6	112.1	111.5	111.8	112.7	112.5	113.6
Dental professional equip., incl. dental chairs, units, hand pieces, excl. X-ray		3843-511	06/85	161.0	156.5	160.0	160.0	160.4	160.6	160.6	162.2	162.2	162.2	162.2	162.7	162.8
Dental professional supplies		3843-52	06/85	177.1	176.0	178.8	177.3	177.4	177.5	176.5	176.5	174.6	175.5	178.1	177.1	180.1
Dental laboratory equipment and supplies		3843-6	06/85	146.0	146.0	146.0	146.0	146.0	146.0	146.0	146.0	146.0	146.0	146.0	145.7	145.7
Secondary products and miscellaneous receipts		3843-SM														
Miscellaneous receipts		3843-M	06/85	158.4	156.7	157.1	157.1	157.1	157.1	157.5	157.5	160.1	160.1	160.1	160.3	160.3
Resales		3843-Z89	06/85	166.3	164.5	164.9	164.9	164.9	165.0	165.4	165.4	168.1	168.1	168.1	168.3	168.3
Secondary products		3843-S	06/85	439.3	433.5	439.0	439.0	440.0	440.0	440.0	440.0	440.0	440.0	440.0	440.0	440.0
X-ray and other irradiation apparatus	3844		06/90	110.7	109.6	109.8	109.9	111.5	111.5	111.2	111.2	111.1	111.1	111.1	110.1	110.1
Primary products		3844-P	06/85	113.3	111.9	112.3	112.4	114.2	114.2	113.9	113.9	113.9	113.9	113.9	112.5	112.6
Medical and dental diagnostic irradiation equipment		3844-5	06/90	111.9	110.0	110.0	110.0	113.0	113.0	113.0	113.0	112.9	112.9	112.9	110.9	111.0
X-ray tubes, parts, accessories and other irradiation equipment		3844-9	06/90	107.7	107.2	108.1	108.4	108.3	108.3	107.4	107.4	107.4	107.4	107.4	107.4	107.4
All other parts, accessories and equipment		3844-909	06/96	99.4	98.7	100.0	100.4	100.4	100.4	99.0	99.0	99.0	99.0	99.0	99.0	99.0
Secondary products and miscellaneous receipts		3844-SM														
Electromedical equipment	3845		06/85	96.1	96.3	95.9	96.2	96.2	96.2	96.2	96.2	96.0	96.0	95.9	95.9	95.9
Primary products		3845-P	06/85	86.2	86.4	86.0	86.3	86.3	86.3	86.3	86.4	86.1	86.1	86.0	86.0	86.0
Diagnostic electromedical equipment		3845-1	06/85	75.4	75.7	75.5	75.4	75.5	75.5	75.5	75.5	75.5	75.5	75.3	75.3	75.3
Electrocardiograph		3845-101	06/85	77.8	77.7	77.7	77.7	77.8	77.8	77.8	77.8	77.8	77.8	77.8	77.8	77.8
All other diagnostic electromedical equipment		3845-109	06/85	124.0	125.2	124.0	124.0	124.0	124.0	124.0	124.0	124.1	124.1	123.4	123.5	123.5

See footnotes at end of table.

Table 3. Producer price indexes for the net output of selected industries and their products, 2002¹—Continued

Industry and product	Industry code	Product code	Index base	Annual Average	January	February	March	April	May	June	July	August	September	October	November	December
Electromedical equipment—Continued																
Electrotherapeutic equipment		3845-2	06/85	78.9	78.9	78.9	78.9	78.9	78.9	79.0	79.1	79.0	79.0	78.9	78.9	78.9
Defibrillators		3845-202	06/96	76.8	76.9	76.9	76.9	76.9	76.9	76.9	76.9	76.9	76.9	76.4	76.4	76.4
Medical laser equipment		3845-207	06/96	82.1	(²)	(²)	82.1	82.1	82.1	82.1	82.5	82.1	82.1	82.1	82.1	82.1
All other electrotherapeutic equipment		3845-219	06/96	92.3	92.2	92.2	92.2	92.2	92.2	92.4	92.4	92.4	92.4	92.4	92.4	92.4
Patient monitoring equipment		3845-3	06/85	85.1	85.3	85.3	85.3	85.3	85.3	85.9	85.9	84.5	84.5	84.5	84.5	84.5
Intensive/coronary care units, including component modules		3845-301	06/85	90.8	92.1	92.1	92.1	92.1	92.1	92.1	92.1	89.1	89.1	89.1	89.1	89.1
All other patient monitoring equipment		3845-309	06/85	78.5	77.9	77.9	77.9	77.9	77.9	78.8	78.8	78.8	78.8	78.8	78.8	(²)
Surgical systems		3845-4	06/90	98.3	98.9	97.0	98.3	98.3	98.3	98.3	98.3	98.3	98.3	98.3	98.3	98.3
Electrosurgical equipment		3845-402	06/96	104.2	104.2	104.2	104.2	104.2	104.2	104.2	104.2	104.2	104.2	104.2	104.2	104.2
All other surgical support systems		3845-409	06/96	(²)	98.8	95.0	97.5	97.5	(²)	(²)	(²)	(²)	(²)	(²)	(²)	(²)
Parts, accessories, and all other electromedical equipment		3845-5	06/85	121.5	121.5	120.4	122.8	122.5	122.5	121.5	121.5	121.5	121.0	121.0	120.6	120.6
Secondary products and miscellaneous receipts		3845-SM														
Secondary products		3845-S	06/85	137.9	137.9	137.9	137.9	137.9	137.9	137.9	137.9	137.9	137.9	137.9	137.9	137.9
Ophthalmic goods	385		12/83	124.2	123.9	123.9	124.1	124.1	124.1	124.3	124.3	124.3	124.3	124.3	124.3	124.3
Ophthalmic goods	3851		12/83	124.2	123.8	123.9	124.1	124.1	124.1	124.3	124.3	124.3	124.3	124.3	124.3	124.3
Primary products		3851-P	12/83	123.5	123.2	123.3	123.4	123.4	123.4	123.6	123.6	123.6	123.6	123.6	123.6	123.7
Glass ophthalmic focus lenses		3851-2	12/83	118.5	116.7	118.4	118.4	118.8	118.8	118.8	118.8	118.8	118.8	118.8	118.8	118.8
Plastic ophthalmic focus lenses		3851-3	12/83	103.5	103.7	103.7	103.4	103.5	103.5	103.5	103.5	103.5	103.5	103.5	103.5	103.5
Single vision plastic lenses		3851-325	12/83	91.7	91.7	91.7	91.7	91.8	91.8	91.8	91.8	91.8	91.8	91.8	91.8	91.8
Multifocal plastic lenses		3851-327	12/83	106.7	107.0	107.0	106.5	106.6	106.6	106.6	106.6	106.6	106.6	106.6	106.6	106.6
Contact lenses		3851-4	12/83	99.9	99.4	99.4	99.7	99.7	99.7	100.1	100.1	100.1	100.1	100.1	100.1	100.1
Hard contact lenses		3851-412	12/83	108.9	102.6	104.2	104.2	104.2	104.2	112.5	112.5	112.5	112.5	112.5	112.5	112.5
Soft contact lenses		3851-413	12/83	89.3	89.1	89.1	89.4	89.4	89.4	89.4	89.4	89.4	89.4	89.4	89.4	89.4
Other ophthalmic goods		3851-5	12/83	121.5	121.5	121.5	121.5	121.5	121.5	121.5	121.5	121.5	121.5	121.5	121.5	121.6
Secondary products and miscellaneous receipts		3851-SM														
Miscellaneous receipts		3851-M														
Resales		3851-Z89	01/84	135.5	135.3	135.3	135.3	135.3	135.6	135.6	135.6	135.6	135.6	135.6	135.6	135.9
Secondary products		3851-S	12/83	123.1	123.1	123.1	123.1	123.1	123.1	123.1	123.1	123.1	123.1	123.1	123.1	123.1
Photographic equipment and supplies	386		12/83	104.2	107.9	107.7	107.7	103.2	103.2	103.2	103.2	103.2	103.2	102.8	102.8	102.8
Photographic equipment and supplies	3861		12/83	104.3	108.0	107.8	107.7	103.2	103.2	103.2	103.2	103.2	103.2	102.9	102.9	102.9
Primary products		3861-P	12/83	97.7	101.9	101.7	101.6	96.5	96.5	96.5	96.5	96.5	96.5	96.1	96.1	96.1
Still picture equipment		3861-1	12/83	120.4	120.4	120.4	120.4	120.4	120.4	120.4	120.4	120.4	120.4	120.4	120.4	120.4
Motion picture equipment and projection screens		3861-2	12/83	170.1	169.9	169.9	169.9	169.9	169.9	169.9	169.9	169.9	169.9	170.7	170.7	170.7
Photocopying equip. (incl. diffusion and dye transfers, electrostatic, etc.)		3861-3	06/93	60.1	60.4	60.3	60.1	60.1	60.1	60.1	60.1	60.1	60.1	60.1	60.0	(²)
Prepared photographic chemicals, including prepared plate chemicals		3861-5	12/83	79.1	79.1	79.1	79.1	79.0	79.0	79.0	79.0	79.0	79.0	79.1	79.2	79.2
Photographic sensitized materials, silver halide type, excl. x-ray		3861-6	01/00	94.1	103.4	103.1	103.2	91.1	91.1	91.1	91.1	91.1	91.1	91.1	91.1	91.1
Sensitized photographic film, plates, paper, and cloth, other than silver halide		3861-7	12/83	(²)	(²)	(²)	(²)	(²)	(²)	(²)	(²)	(²)	144.7	137.6	137.6	137.6
Secondary products and miscellaneous receipts		3861-SM														
Miscellaneous receipts		3861-M	06/93	119.5	119.5	119.5	119.5	119.5	119.5	119.5	119.5	119.5	119.5	119.5	119.5	119.5
Secondary products		3861-S	12/83	142.1	142.1	142.1	142.1	142.1	142.1	142.1	142.1	142.1	142.1	142.1	142.1	142.1
Watches, clocks and watchcases	387		06/83	123.1	122.1	123.1	123.1	123.1	123.2	123.1	123.1	123.1	123.1	123.2	123.2	123.2
Watches, clocks, watchcases, and parts	3873		06/83	123.2	122.2	123.3	123.2	123.2	123.3	123.3	123.3	123.3	123.3	123.3	123.3	123.3
Primary products		3873-P	06/83	122.0	120.8	122.1	122.1	122.1	122.1	122.1	122.1	122.1	122.1	122.1	122.1	122.1

See footnotes at end of table.

Table 3. Producer price indexes for the net output of selected industries and their products, 2002¹—Continued

Industry and product	Industry code	Product code	Index base	Annual Average	January	February	March	April	May	June	July	August	September	October	November	December
Watches, clocks, watchcases, and parts—Continued																
Watches, watchcases, movements, or modules, and watch parts		3873-2	12/89	109.6	109.7	109.7	109.7	109.7	109.7	109.5	109.5	109.4	109.5	109.6	109.6	109.6
Clocks, timing mechanisms, time switches, clock cases, & parts		3873-3	06/83	136.3	134.6	136.4	136.4	136.4	136.5	136.5	136.5	136.5	136.5	136.5	136.5	136.5
Secondary products and miscellaneous receipts		3873-SM														
Miscellaneous receipts		3873-M	06/83	141.9	141.7	141.8	141.8	141.8	141.8	141.8	142.0	142.0	142.0	142.0	142.0	142.0
Secondary products		3873-S	06/83	117.4	117.4	117.4	117.4	117.4	117.4	117.4	117.4	117.4	117.4	117.4	117.4	117.4
Miscellaneous manufacturing industries	39		12/85	133.3	132.7	133.4	132.9	133.3	133.1	133.3	133.4	133.4	133.5	133.6	133.5	133.8
Jewelry, silverware, and plated ware	391		12/85	129.1	129.0	128.8	128.9	128.6	128.9	129.2	129.1	129.1	129.2	129.4	129.4	129.5
Jewelry, precious metal	3911		12/85	127.2	126.8	127.1	127.2	126.7	126.9	127.3	127.2	127.1	127.3	127.4	127.4	127.5
Primary products		3911-P	12/85	126.8	126.5	126.8	126.9	126.3	126.6	126.9	126.9	126.8	126.9	127.1	127.1	127.1
Jewelry made of solid platinum metals and solid karat gold		3911-1	12/85	129.6	129.4	129.7	129.8	129.0	129.3	129.8	129.7	129.5	129.7	129.7	129.8	129.8
Rings, complete		3911-111	12/85	127.7	127.2	127.2	127.2	127.1	127.4	128.1	128.1	128.1	128.1	128.1	128.1	128.1
Wedding rings		3911-11112	12/85	115.9	115.7	115.7	115.7	115.7	115.7	116.1	116.1	116.1	116.1	116.1	116.1	116.1
Other rings		3911-11114	12/85	124.5	123.8	123.8	123.8	123.7	124.1	124.9	124.9	124.9	124.9	124.9	124.9	124.9
Ring mountings		3911-115	12/85	101.6	101.4	101.4	101.4	101.4	101.4	101.4	101.4	101.4	102.1	102.1	102.1	102.1
Women's and children's jewelry, excl watch attachments and rings		3911-131	12/85	136.7	135.3	135.9	135.7	135.9	136.5	137.3	137.2	137.0	137.4	137.1	137.4	137.4
Other jewelry worn or carried, religious jewelry, cigar cases and lighters, compacts, etc.		3911-198	12/85	128.7	132.2	133.0	134.3	128.2	128.4	127.3	126.9	126.4	126.6	127.1	126.7	127.3
Jewelry made of silver (including platinum metals and karat gold clad to silver)		3911-3	12/91	101.1	100.7	100.7	100.8	100.8	100.9	101.2	101.5	101.4	101.4	101.5	101.3	101.4
Other jewelry, except costume jewelry		3911-4	12/91	96.9	96.6	96.6	96.7	96.6	96.6	96.6	96.5	96.5	96.6	97.7	97.6	97.7
Secondary products and miscellaneous receipts		3911-SM														
Secondary products		3911-S	12/85	137.7	136.6	137.3	137.1	137.3	137.8	138.2	137.7	137.7	137.9	137.8	138.4	138.3
All secondary products excl. Jeweler's materials & lapidary work		3911-SSS	12/85	142.1	142.1	142.5	142.5	142.5	142.5	142.5	141.8	141.8	141.8	141.8	141.8	141.8
Jeweler's materials and lapidary work		3915-S	01/86	130.6	(²)	(²)	(²)	129.3	130.4	131.3	131.1	131.0	131.6	131.3	132.7	132.5
Silverware, plated ware, and stainless steel ware	3914		06/85	150.3	152.9	149.4	149.4	150.1	150.1	150.1	150.1	150.1	150.2	150.4	150.4	150.3
Primary products		3914-P	06/85	156.7	155.9	155.9	155.9	156.8	156.8	156.8	156.8	156.9	157.0	157.2	157.2	157.1
Hollowware, including ecclesiastical ware, novelties, trophies, and other plated		3914-1	06/85	168.0	167.8	167.8	167.8	167.8	167.8	167.7	167.7	167.8	168.1	168.5	168.5	168.2
Flatware and carving sets made wholly of metal		3914-2	06/85	147.7	146.6	146.5	146.5	148.1	148.1	148.1	148.1	148.1	148.2	148.2	148.2	148.2
Secondary products and miscellaneous receipts		3914-SM														
Miscellaneous receipts		3914-M	12/00	99.5	99.4	99.4	99.4	99.5	99.5	99.5	99.5	99.5	99.5	99.5	99.5	99.5
Jewelers' materials and lapidary work	3915		06/85	119.9	118.7	119.0	119.1	119.4	119.9	120.3	120.0	120.2	120.3	120.5	120.9	120.9
Primary products		3915-P	06/85	118.2	117.1	117.3	117.5	117.8	118.2	118.7	118.3	118.4	118.5	118.7	119.1	119.1
Lapidary work and diamond cutting and polishing		3915-2	06/85	90.5	90.5	90.5	90.5	90.5	90.5	90.5	90.5	90.5	90.5	90.5	90.5	90.5
Jewelers' findings and materials made of precious metals		3915-3	12/91	110.8	108.9	109.3	109.7	110.1	110.8	111.6	110.9	111.1	111.3	111.7	112.3	112.3
Jewelers' findings and materials made of base metals		3915-4	12/91	103.6	103.6	103.4	103.7	103.5	103.9	103.7	103.8	103.6	103.2	103.1	103.7	103.8
Secondary products and miscellaneous receipts		3915-SM														
Secondary products		3915-S	06/85	138.0	136.3	137.2	136.7	137.2	138.1	136.3	137.9	138.8	139.4	139.1	139.6	139.7
Jewelry, precious metal		3911-S	06/85	129.3	126.5	128.0	127.2	128.0	129.5	126.5	129.1	130.6	131.4	130.9	131.8	132.0
Musical instruments	393		06/85	173.3	171.1	171.2	171.0	173.1	173.1	173.0	174.2	174.3	174.3	174.5	174.5	174.5
Musical instruments	3931		06/85	173.2	171.1	171.2	171.0	173.1	173.1	173.0	174.2	174.3	174.3	174.5	174.5	174.5
Primary products		3931-P	06/85	172.9	170.3	170.5	170.7	172.6	172.6	172.6	174.0	174.0	174.0	174.3	174.3	174.3

See footnotes at end of table.

Table 3. Producer price indexes for the net output of selected industries and their products, 2002¹—Continued

Industry and product	Industry code	Product code	Index base	Annual Average	January	February	March	April	May	June	July	August	September	October	November	December
Musical instruments—Continued																
Pianos		3931-1	06/85	199.0	197.7	197.7	197.5	199.1	199.1	199.1	199.5	199.5	199.5	199.6	199.6	199.6
Organs, electronic, pipe and reed		3931-2	06/85	164.9	147.8	147.8	147.8	163.0	163.0	163.0	175.2	174.1	174.1	174.1	174.2	174.2
Piano and organ parts		3931-3	06/85	177.6	177.6	177.6	177.6	177.6	177.6	177.6	177.6	177.6	177.6	177.6	177.6	177.6
Other musical instruments		3931-4	06/85	174.1	173.0	173.3	173.7	173.9	173.9	174.0	174.1	174.4	174.4	174.7	174.7	174.7
Accessories and parts sold separately, excl. instrument cases and benches		3931-431	06/85	139.0	138.4	138.4	138.7	138.8	138.8	139.0	139.0	139.5	139.5	139.5	139.5	139.5
All other instr., incl. electrical and nonelectrical woodwinds and brass winds		3931-499	06/99	103.3	102.7	102.9	103.1	103.2	103.2	103.3	103.4	103.5	103.5	103.7	103.7	103.7
Secondary products and miscellaneous receipts		3931-SM														
Miscellaneous receipts		3931-M	06/85	201.4	205.7	205.7	197.1	203.1	203.1	200.3	200.3	200.3	200.3	200.3	200.3	200.3
Secondary products		3931-S	06/85	142.6	142.3	142.3	142.3	142.3	142.3	142.3	142.9	142.9	142.9	142.9	142.9	142.9
Toys and amusement, sporting, and athletic goods	394		12/85	123.0	123.0	123.9	123.0	122.9	123.5	123.1	123.0	122.8	123.1	123.0	122.6	122.6
Dolls and stuffed toys	3942		12/85	121.0	121.0	121.0	121.0	121.0	121.0	121.0	121.0	121.0	121.0	121.0	121.0	121.0
Primary products		3942-P	12/85	122.1	122.1	122.1	122.1	122.1	122.1	122.1	122.1	122.1	122.1	122.1	122.1	122.1
Dolls and stuffed toys		3942-1	12/85	122.1	122.1	122.1	122.1	122.1	122.1	122.1	122.1	122.1	122.1	122.1	122.1	122.1
Stuffed toy animals		3942-121	12/85	(²)	114.2	114.2	114.2	114.2	114.2	114.2	114.2	114.2	(²)	(²)	(²)	(²)
Secondary products and miscellaneous receipts		3942-SM														
Games, toys, and children's vehicles, except dolls and bicycles	3944		06/85	120.7	120.5	120.6	120.7	120.7	120.7	120.7	120.7	120.8	120.8	120.8	120.8	120.7
Primary products		3944-P	06/85	119.7	119.4	119.5	119.6	119.6	119.7	119.7	119.8	119.8	119.8	119.9	119.9	119.8
Baby carriages and children's vehicles, except bicycles		3944-3	06/85	99.6	99.6	99.6	99.6	99.6	99.6	99.6	99.6	99.6	99.6	99.6	99.6	99.6
Toys, excluding games, hobbies, and electronic toys		3944-4	06/85	114.6	113.9	114.2	114.3	114.4	114.5	114.6	114.7	114.7	114.8	114.9	114.9	114.8
Other toys incl. dollcarriages & furniture, infant toys & non-powered trans. to		3944-427	06/99	101.1	100.5	100.7	100.9	100.9	101.0	101.1	101.2	101.2	101.3	101.5	101.5	101.3
Pre-school toys, n.e.c., excluding infant toys		3944-433	06/85	123.1	122.4	122.4	122.8	122.8	123.3	123.3	123.3	123.3	123.3	123.3	123.3	123.3
Hobbies, models: craft kits, sets, & individual units; scientific equip., kits or sets		3944-5	06/85	137.5	137.4	137.4	137.4	137.4	137.6	137.6	137.6	137.6	137.6	137.5	137.5	137.5
Operating models (cars, boats, railroads, etc.) incl. plastic static model		3944-513	06/99	109.7	109.6	109.6	109.6	109.6	109.7	109.7	109.7	109.7	109.7	109.7	109.7	109.7
Nonelectronic games		3944-6	06/99	99.9	99.9	99.9	99.9	99.9	99.9	99.9	99.9	99.9	99.9	99.9	99.9	99.9
Secondary products and miscellaneous receipts		3944-SM														
Miscellaneous receipts		3944-M	11/85	122.8	122.8	122.8	122.8	122.8	122.8	122.8	122.8	122.8	122.8	122.8	122.8	122.8
Secondary products		3944-S	06/85	125.9	126.7	126.7	126.7	126.7	125.4	125.5	125.5	125.5	125.5	125.5	125.5	125.5
Sporting and athletic goods, n.e.c.	3949		12/85	126.5	126.5	127.8	126.5	126.4	127.2	126.6	126.4	126.1	126.5	126.4	125.8	125.9
Primary products		3949-P	12/85	127.6	127.3	128.9	127.4	127.3	128.2	127.8	127.5	127.4	127.8	127.7	127.0	127.0
Fishing tackle and equipment		3949-1	12/85	146.7	145.2	146.2	146.7	146.5	146.7	146.7	146.7	146.8	146.8	147.0	147.7	147.7
Golf equipment		3949-2	12/85	132.0	131.1	135.0	130.8	130.1	133.1	132.0	131.3	131.9	133.0	133.0	131.2	131.2
Golf clubs		3949-242	12/85	123.2	126.6	126.6	123.1	122.8	122.8	122.3	122.3	123.4	123.4	123.4	120.8	120.7
Other golf equipment, such as golf balls, bags, carts, tees, shafts, etc.		3949-299	12/85	210.2	202.5	214.1	206.8	205.2	214.1	211.8	209.5	209.7	213.0	213.1	211.3	211.6
Playground equipment		3949-3	06/92	124.3	122.5	125.0	124.8	124.8	124.8	124.8	124.0	124.0	124.0	124.3	124.3	124.3
Gymnasium and exercise equipment		3949-6	06/92	102.0	101.9	102.3	102.2	102.3	102.3	101.9	101.8	102.2	102.6	102.2	101.3	101.3
Other sporting and athletic goods		3949-9	12/85	125.1	125.8	125.8	125.5	125.6	125.6	125.6	125.7	124.4	124.4	124.3	124.4	124.4
Secondary products and miscellaneous receipts		3949-SM														
Miscellaneous receipts		3949-M	12/85	117.1	119.1	118.6	118.6	118.7	118.7	116.7	116.7	115.6	115.6	115.6	115.6	115.6
Secondary products		3949-S	12/85	119.0	118.2	119.3	118.1	118.1	118.1	118.1	118.2	119.9	119.9	119.9	119.9	119.9
Pens, pencils, and other office and artists' materials	395		12/85	132.8	132.9	132.5	132.1	132.8	132.8	132.6	132.6	133.0	133.1	133.2	132.8	132.8
Pens, mechanical pencils, and parts	3951		12/85	155.4	156.2	155.0	154.1	156.3	156.0	155.2	154.9	155.2	155.7	156.0	155.4	155.6
Primary products		3951-P	12/85	156.8	157.7	156.3	155.1	157.8	157.4	156.4	156.0	156.5	157.0	157.4	156.7	156.9

See footnotes at end of table.

Table 3. Producer price indexes for the net output of selected industries and their products, 2002¹—Continued

Industry and product	Industry code	Product code	Index base	Annual Average	January	February	March	April	May	June	July	August	September	October	November	December
Pens, mechanical pencils, and parts—Continued																
Ballpoint pens, complete, including roller pens		3951-2	12/85	149.7	151.5	149.0	147.1	151.6	151.0	149.1	148.4	149.1	149.9	150.5	149.3	149.7
Refillable		3951-212	12/85	174.2	172.5	172.5	172.5	176.2	176.2	174.3	174.3	174.3	174.3	174.3	174.3	174.3
Markers, fine point and broadtipped		3951-8	06/93	122.2	122.2	122.2	122.2	122.2	122.2	122.2	122.2	122.2	122.2	122.2	122.2	122.2
Other pens, mechanical pencils, desk sets, pen and pencil parts, and refill cartridges		3951-9	06/93	128.4	127.7	127.8	127.8	127.8	127.8	128.5	128.5	128.5	129.1	129.1	129.1	129.1
Parts for pens, mechanical pencils, including pen holders, refill cartridges		3951-933	12/85	166.4	164.7	165.1	165.1	165.1	165.1	167.5	167.5	167.5	167.5	167.5	167.5	167.5
Other pens and desk sets		3951-999	06/93	148.0	146.9	146.9	146.9	146.9	146.9	146.9	146.9	146.9	150.0	150.0	(²)	(²)
Secondary products and miscellaneous receipts		3951-SM														
Secondary products		3951-S	12/85	145.2	145.2	145.2	145.2	145.2	145.2	145.2	145.2	145.2	145.2	145.2	145.2	145.2
Lead pencils and art goods	3952		12/85	141.4	141.0	141.0	141.0	141.0	141.3	141.3	142.0	142.0	142.0	142.0	140.9	141.0
Primary products		3952-P	12/85	145.5	145.1	145.1	145.2	145.2	145.3	145.3	146.4	146.4	146.4	146.4	144.7	144.8
Nonmechanical pencils, crayons, and chalk		3952-1	12/85	136.7	137.1	137.2	137.2	137.2	137.2	137.2	137.2	137.2	137.2	137.2	134.3	134.3
Nonmechanical wood-cased pencils, all types & graphite & colored sticks		3952-12	12/01	99.4	100.0	100.1	100.1	100.1	100.1	100.1	100.1	100.1	100.1	100.1	95.9	95.9
Artists' equipment		3952-2	12/85	153.7	152.3	152.3	152.3	152.5	152.6	152.7	155.0	155.0	155.0	155.0	155.0	155.2
Artists' equip. incl. child's school art equip. airbrushes, drawing tables, etc.		3952-23	12/01	102.6	100.6	100.6	100.6	100.6	100.8	100.9	104.5	104.5	104.5	104.5	104.5	104.5
Other art materials, incl. modeling clay, other modeling materials, chalk, etc.		3952-24	12/01	100.8	100.6	100.6	100.6	100.8	100.8	100.8	100.8	100.8	100.8	100.8	100.8	101.1
Secondary products and miscellaneous receipts		3952-SM														
Miscellaneous receipts		3952-M	12/88	119.5	119.4	119.4	119.4	119.4	119.4	119.4	119.4	119.4	119.4	119.4	119.4	119.9
Marking devices	3953		12/85	134.9	133.8	133.8	134.3	134.3	134.5	134.6	134.6	135.9	135.8	135.8	135.8	135.7
Primary products		3953-P	12/85	136.4	135.1	135.1	135.7	135.7	135.9	136.1	136.1	136.1	137.5	137.5	137.5	137.4
Rubber and vinyl stamps		3953-1	12/85	139.9	139.2	139.2	139.2	139.2	140.0	140.0	140.0	140.5	140.4	140.4	140.4	140.4
Hand stamps and dies		3953-113	12/85	134.4	134.0	134.0	134.0	134.0	134.2	134.2	134.2	134.8	134.8	134.8	134.8	134.8
Permanently inked stamps, excluding printing dies		3953-115	12/85	138.9	137.2	137.2	137.2	137.2	139.8	139.8	139.8	139.8	139.8	139.8	139.8	139.8
Mechanical hand stamps, self inkers including daters, time and numbering stamps		3953-2	12/85	155.4	155.0	155.0	155.0	155.0	155.2	155.8	155.8	155.8	155.7	155.7	155.7	155.3
Other marking devices; stencils, stamp pads and branding irons		3953-5	12/85	120.4	118.7	118.7	120.3	120.3	120.3	120.3	120.3	121.2	121.2	121.2	121.2	120.9
Secondary products and miscellaneous receipts		3953-SM														
Miscellaneous receipts		3953-M	12/85	130.6	130.6	130.6	130.6	130.6	130.6	130.6	130.6	130.6	130.6	130.6	130.6	130.6
Secondary products		3953-S	12/85	119.3	119.3	119.3	119.3	119.3	119.3	119.3	119.3	119.3	119.3	119.3	119.3	119.3
Carbon paper and inked ribbons	3955		12/85	116.3	116.9	116.9	116.2	116.2	116.2	116.2	116.2	116.2	116.2	116.2	116.2	116.2
Primary products		3955-P	12/85	117.3	117.9	117.9	117.1	117.1	117.1	117.1	117.2	117.2	117.2	117.2	117.2	117.2
Inked ribbons		3955-1	12/85	96.9	97.5	97.5	96.8	96.8	96.8	96.8	96.9	96.9	96.9	96.9	96.9	96.9
Typewriter ribbons, fabric and film		3955-113	06/92	90.5	90.5	90.5	90.5	90.5	90.5	90.5	90.5	90.5	90.5	90.5	90.5	90.5
Computer ribbons		3955-117	12/85	98.8	99.5	99.5	98.7	98.7	98.7	98.7	98.7	98.7	98.7	98.7	98.7	98.7
Other inked ribbons		3955-119	12/85	118.3	117.8	117.8	117.8	117.8	117.8	117.8	118.8	118.8	118.8	118.8	118.8	118.8
Secondary products and miscellaneous receipts		3955-SM														
Costume jewelry, costume novelties, buttons, and miscellaneous notions	396		12/85	126.2	125.9	126.0	125.9	126.1	126.4	126.4	126.4	126.4	126.4	126.4	126.3	126.3
Costume jewelry and costume novelties (except precious metals)	3961		06/85	129.7	129.6	129.6	129.4	129.4	129.8	129.8	129.8	129.8	129.9	129.8	129.8	129.8
Primary products		3961-P	06/85	127.5	127.4	127.4	127.1	127.2	127.6	127.6	127.6	127.6	127.6	127.6	127.6	127.6
Base metal costume jewelry and costume novelties, whether electroplated or not		3961-1	06/85	128.9	128.7	128.7	128.4	128.4	129.1	129.1	129.1	129.1	129.1	129.1	129.1	129.0
Compacts, vanity cases, and other costume jewelry and costume novelties		3961-2	06/85	118.8	118.8	118.8	118.8	118.8	118.8	118.8	118.8	118.8	118.8	118.8	118.8	118.8

See footnotes at end of table.

Table 3. Producer price indexes for the net output of selected industries and their products, 2002¹—Continued

Industry and product	Industry code	Product code	Index base	Annual Average	January	February	March	April	May	June	July	August	September	October	November	December
Costume jewelry and costume novelties (except precious metals)—Continued																
Secondary products and miscellaneous receipts		3961-SM														
Secondary products		3961-S	06/85	142.3	141.7	141.9	141.8	142.0	142.5	142.6	142.6	141.7	142.7	142.6	142.8	143.1
Fasteners, buttons, needles, and pins	3965		12/85	127.1	126.5	126.6	126.7	127.2	127.3	127.3	127.3	127.2	127.2	127.2	127.1	127.1
Primary products		3965-P	12/85	127.9	127.3	127.4	127.6	128.0	128.1	128.1	128.1	128.1	128.1	128.1	127.9	127.9
Buttons and parts, except for precious or semiprecious metals and stones		3965-1	12/85	131.3	131.4	131.4	131.4	131.2	131.2	131.2	131.2	131.2	131.3	131.3	131.3	131.3
Zippers and slide fasteners		3965-4	12/85	130.4	129.6	129.6	129.6	130.7	130.7	130.7	130.7	130.7	130.7	130.7	130.7	130.7
Needles, pins, fasteners, and similar notions		3965-6	12/85	122.9	122.0	122.3	122.6	123.0	123.3	123.3	123.3	123.1	123.1	123.1	122.6	122.6
Secondary products and miscellaneous receipts		3965-SM														
Miscellaneous receipts		3965-M	12/90	110.2	110.2	110.2	110.2	110.2	110.2	110.2	110.2	110.2	110.2	110.2	110.2	110.2
Resales		3965-Z89	12/90	110.2	110.2	110.2	110.2	110.2	110.2	110.2	110.2	110.2	110.2	110.2	110.2	110.2
Secondary products		3965-S	12/85	119.2	119.2	119.2	119.2	119.2	119.2	119.2	119.2	119.2	119.2	119.2	119.2	119.2
Miscellaneous manufacturing industries	399		12/85	140.1	138.7	139.9	139.4	140.3	139.4	139.9	140.2	140.4	140.4	140.5	140.7	141.3
Brooms and brushes	3991		12/85	140.6	139.0	139.5	139.9	140.3	140.6	140.9	141.0	141.1	141.1	141.1	141.2	141.3
Primary products		3991-P	12/85	144.2	142.5	143.2	143.4	144.0	144.3	144.6	144.7	144.8	144.8	144.7	144.9	144.9
Brooms		3991-1	12/85	150.3	147.3	147.4	148.3	150.1	151.1	151.1	151.3	151.3	151.3	151.3	151.3	151.3
Paint and varnish brushes and rollers		3991-2	12/85	136.0	136.0	136.0	136.0	136.0	136.0	136.0	136.0	136.0	136.0	136.0	136.0	136.0
Whitewash, paint, varnish, paperhanging, marking, and stenciling brushes		3991-211	12/85	137.6	137.6	137.6	137.6	137.6	137.6	137.6	137.6	137.6	137.6	137.6	137.6	137.6
Paint rollers, roller frames, replacement rollers, and paint pads		3991-212	12/85	133.3	133.3	133.3	133.3	133.3	133.3	133.3	133.3	133.3	133.3	133.3	133.3	133.3
Other brushes		3991-3	12/85	147.5	145.6	146.9	146.9	147.1	147.1	147.7	147.8	148.0	148.0	147.9	148.3	148.3
Personal brushes		3991-311	12/85	146.1	143.1	146.1	146.1	146.3	146.3	146.3	146.3	146.3	146.3	146.3	146.9	146.9
Other brushes, including household, industrial and artists'		3991-336	12/00	101.6	100.8	100.9	100.9	101.0	101.0	101.8	101.9	102.1	102.1	102.0	102.1	102.1
Secondary products and miscellaneous receipts		3991-SM														
Miscellaneous receipts		3991-M	12/92	110.7	109.6	109.6	110.7	109.6	110.7	110.7	111.0	111.0	111.0	111.0	111.1	111.9
Secondary products		3991-S	12/85	134.4	133.3	133.3	135.3	134.4	134.7	134.6	134.6	134.6	134.6	134.6	134.6	134.6
Signs and advertising displays	3993		12/85	146.1	144.7	145.2	145.4	146.1	146.5	146.5	146.5	146.4	146.4	146.4	146.8	146.9
Primary products		3993-P	12/85	143.8	142.2	142.9	143.0	143.8	144.3	144.3	144.2	144.1	144.1	144.2	144.2	144.4
Electric signs		3993-1	12/85	141.3	140.9	141.4	141.4	141.9	141.4	141.4	141.4	141.1	141.1	141.1	141.1	141.2
Luminous tubing signs		3993-101	12/85	119.0	118.1	119.1	119.1	119.1	119.1	119.1	119.0	119.0	119.0	119.0	119.2	119.3
Fluorescent signs		3993-102	12/85	156.8	156.0	156.8	156.8	156.8	156.8	156.9	156.9	156.9	157.0	157.0	157.0	157.0
Incandescent bulb electric signs and other electric signs		3993-105	06/99	101.7	101.8	101.8	101.8	102.6	101.8	101.8	101.8	101.4	101.4	101.4	101.4	101.4
Non-electric signs		3993-2	12/85	150.2	146.6	147.9	148.2	149.7	151.1	151.1	151.1	151.1	151.1	151.2	151.3	151.6
Metal signs and displays		3993-211	06/99	113.8	106.3	108.3	108.5	112.4	116.2	116.2	116.0	116.0	116.0	116.2	116.6	117.4
Other non-electric signs		3993-213	06/99	107.8	107.8	107.8	107.8	107.8	107.8	107.8	107.8	107.8	107.8	107.8	107.8	107.8
Wood signs and displays		3993-215	06/99	105.3	100.1	104.1	106.0	105.9	105.9	105.9	105.9	106.0	106.0	106.0	106.0	106.0
Advertising specialties		3993-3	12/85	133.1	133.1	133.1	133.1	133.1	133.1	133.1	133.1	133.1	133.1	133.1	133.1	133.1
Secondary products and miscellaneous receipts		3993-SM														
Miscellaneous receipts		3993-M	12/85	163.2	164.3	163.0	163.0	163.1	163.1	163.1	163.1	163.1	163.1	163.1	163.1	163.1
Secondary products		3993-S	12/85	162.3	159.9	159.9	159.9	159.9	159.9	159.9	159.9	159.9	161.4	161.4	173.1	173.1
Burial caskets	3995		12/84	179.8	178.3	179.3	179.3	179.3	179.3	179.3	179.4	179.4	179.4	179.4	179.4	185.5
Primary products		3995-P	12/84	178.9	177.4	178.4	178.4	178.4	178.4	178.4	178.5	178.5	178.5	178.5	178.5	184.9
Metal caskets and coffins, completely lined and trimmed, adult sizes only		3995-1	12/84	178.8	178.1	178.2	178.2	178.2	178.2	178.2	178.4	178.4	178.4	178.4	178.4	184.4
Steel caskets and coffins (excluding stainless steel)		3995-113	12/84	177.4	176.5	176.7	176.6	176.7	176.7	176.7	176.9	176.9	176.8	176.8	176.8	184.7

See footnotes at end of table.

Table 3. Producer price indexes for the net output of selected industries and their products, 2002¹—Continued

Industry and product	Industry code	Product code	Index base	Annual Average	January	February	March	April	May	June	July	August	September	October	November	December
Burial caskets—Continued																
Other metal caskets and coffins (stainless steel, bronze, copper, etc.)		3995-115	12/84	186.5	186.4	186.4	186.4	186.4	186.4	186.4	186.4	186.4	186.4	186.4	186.4	187.6
Wood caskets and coffins, completely lined and trimmed, adult sizes only		3995-2	12/84	197.3	193.6	196.9	197.0	197.0	197.0	197.0	197.0	197.0	197.0	197.0	197.0	204.5
Hardwood		3995-252	12/84	197.2	193.2	196.7	196.8	196.8	196.8	196.8	196.8	196.8	196.8	196.8	196.8	204.9
Other caskets and coffins and metal vaults		3995-3	12/84	152.9	151.3	152.4	152.4	152.4	152.4	152.4	152.4	152.4	152.4	152.4	152.4	159.4
Hard surface floor coverings																
Primary products	3996	3996-P	12/85	134.7	132.9	132.9	132.9	132.9	132.9	132.9	136.0	136.7	136.7	136.7	136.7	136.7
Hard surface floor coverings		3996-1	12/85	137.3	135.5	135.5	135.5	135.5	135.5	135.5	138.6	139.3	139.3	139.3	139.3	139.3
Manufacturing industries, n.e.c.																
Primary products	3999	3999-P	12/85	130.0	128.9	130.9	129.5	131.0	128.3	129.7	129.8	130.0	130.1	130.3	130.5	131.1
Chemical fire extinguishing equipment and parts		3999-1	12/85	133.2	132.0	134.4	132.8	134.5	131.4	133.0	133.0	133.2	133.3	133.6	133.5	134.2
Coin operated amusement machines		3999-2	12/85	168.5	165.6	165.7	165.7	166.2	166.2	166.2	168.0	171.7	171.6	171.6	171.6	171.9
Candles		3999-4	12/85	135.3	131.7	(²)	(²)	144.5	127.1	135.8	133.1	132.6	134.2	134.2	138.0	138.0
Feathers, plumes, and artificial trees and flowers		3999-8	12/85	137.2	137.2	137.2	137.2	137.2	137.2	137.2	137.2	137.2	137.2	137.1	137.1	137.1
Miscellaneous fabricated products, n.e.c.		3999-9	12/85	141.8	141.8	141.8	141.8	141.8	141.8	141.8	141.8	141.8	141.8	141.8	141.8	141.8
Secondary products and miscellaneous receipts		3999-SM		133.2	132.5	132.7	132.7	132.7	132.9	132.8	133.6	133.6	133.8	133.8	133.5	133.5
Secondary products		3999-S	12/85	120.3	119.7	119.7	119.7	119.7	119.7	119.7	121.2	121.0	120.9	120.9	120.9	120.9
Services industries																
Railroad transportation																
Railroads	40		12/96	106.6	106.2	106.3	106.3	106.3	106.5	106.6	106.8	106.6	106.7	106.8	107.1	107.1
Railroads, line-haul operating																
Primary products and services	401		12/96	106.6	106.2	106.3	106.3	106.3	106.5	106.6	106.8	106.6	106.7	106.8	107.1	107.1
Freight transportation (Non-TOFC/TOFC)	4011		12/84	118.9	118.5	118.6	118.6	118.6	118.8	118.9	119.1	118.9	119.0	119.2	119.5	119.5
Non-trailer on flatcar shipments (Non-TOFC)		4011-P	12/84	105.9	105.6	105.6	105.7	105.6	105.7	105.8	106.0	105.8	105.9	106.0	106.3	106.4
Farm products		4011-X	12/96	106.3	106.0	106.1	106.1	106.0	106.1	106.3	106.4	106.1	106.3	106.4	106.8	106.8
Metallic ores		4011-A01	12/84	125.5	125.0	125.0	125.0	124.6	125.0	125.0	126.1	126.1	126.8	126.8	127.5	127.5
Coal		4011-A02	12/84	107.0	107.6	107.6	107.6	107.6	107.6	108.9	108.9	108.1	108.1	104.0	104.3	104.4
Non-metallic minerals		4011-A03	12/84	110.1	110.4	110.4	110.2	109.8	109.9	109.9	109.9	109.9	110.1	110.1	110.1	110.1
Food products		4011-A04	12/84	124.3	123.2	123.5	124.0	124.0	124.1	124.3	124.9	124.4	124.3	125.0	125.1	124.5
Lumber and wood products		4011-A05	12/84	102.7	103.3	103.2	103.1	103.1	103.1	103.3	103.3	103.1	103.1	102.7	100.3	100.2
Pulp, paper, and allied products		4011-A06	12/84	120.5	118.9	118.9	119.7	122.0	122.0	122.0	122.0	122.0	119.5	119.5	119.6	119.6
Chemicals and allied products		4011-A07	12/84	122.4	122.2	122.2	122.2	122.3	122.3	122.3	122.7	122.3	122.3	122.4	122.4	122.9
Petroleum and coal products		4011-A08	12/84	126.2	125.4	125.4	125.6	125.6	125.6	125.8	125.9	125.6	125.6	126.3	128.9	129.1
Stone, clay, glass, and concrete products		4011-A09	12/84	127.5	126.2	127.1	127.0	127.0	127.0	127.6	127.6	127.3	127.3	128.0	128.6	128.9
Primary metal products		4011-B01	12/84	124.3	128.8	128.8	128.8	120.8	120.8	121.3	122.1	121.5	124.1	124.4	124.7	124.9
Transportation equipment		4011-B02	12/84	132.5	130.8	130.8	130.8	131.6	132.3	132.8	132.8	132.2	133.3	133.8	134.4	134.7
All other shipments		4011-B03	12/84	130.5	129.6	129.6	129.9	130.6	130.6	130.9	130.9	130.6	130.6	130.9	131.1	131.2
Trailer on flatcar shipments(TOFC)		4011-B04	12/96	111.3	108.2	108.9	109.2	109.2	111.6	111.8	112.4	112.6	112.6	112.8	113.2	113.2
Passenger transportation		4011-2	12/96	103.8	103.5	103.5	103.5	103.7	103.6	103.6	104.1	104.1	104.1	104.1	104.1	104.1
First class		4011-3	12/96	124.6	121.9	121.9	121.9	123.5	125.8	125.8	125.8	125.8	125.8	125.8	125.8	125.8
Coach		4011-301	12/96	113.9	111.9	111.9	111.9	112.5	114.8	114.8	114.8	114.8	114.8	114.8	114.8	114.8
Coach, discount		4011-303	12/96	126.4	123.0	123.0	123.0	124.6	127.8	127.8	127.8	127.8	127.8	127.8	127.8	127.8
		4011-305	12/96	130.4	127.8	127.8	127.8	130.2	131.4	131.4	131.4	131.4	131.4	131.4	131.4	131.4
Motor freight transportation and warehousing																
Trucking and courier services, except air	42		06/93	124.5	123.2	123.4	123.5	123.7	124.1	124.3	124.3	125.0	125.1	125.5	125.9	125.9
Local trucking without storage																
	421		06/93	124.9	123.6	123.8	123.8	124.1	124.4	124.7	124.7	125.4	125.5	125.9	126.3	126.3
	4212		06/93	115.0	114.3	114.7	114.7	114.7	114.6	114.8	114.9	115.2	115.2	115.4	115.8	116.2

See footnotes at end of table.

Table 3. Producer price indexes for the net output of selected industries and their products, 2002¹—Continued

Industry and product	Industry code	Product code	Index base	Annual Average	January	February	March	April	May	June	July	August	September	October	November	December
Local trucking without storage—Continued																
Primary services		4212-P	06/93	115.1	114.4	114.7	114.8	114.7	114.7	114.8	114.9	115.2	115.3	115.5	115.9	116.3
General freight trucking		4212-1	06/93	106.9	106.3	106.5	106.4	106.6	106.4	106.0	106.5	107.0	106.7	107.8	108.3	108.5
Waste collection		4212-2	06/93	130.7	129.3	129.7	129.9	130.0	129.9	130.8	131.0	131.4	131.3	131.4	131.4	132.5
Dump trucking		4212-3	06/93	120.4	120.9	120.8	120.7	120.0	120.0	120.0	119.7	119.7	120.4	120.4	121.1	121.1
Other local trucking without storage		4212-4	06/93	103.9	102.8	103.7	103.8	103.8	104.0	103.9	103.9	104.1	104.1	103.8	104.4	104.4
Other receipts		4212-SM	06/93	113.7	113.7	113.7	113.5	113.5	113.6	113.6	113.7	113.9	113.9	113.9	113.9	113.9
Trucking, except local																
Primary services	4213		06/92	127.9	126.5	126.3	126.3	126.9	127.4	127.8	127.6	128.6	128.8	129.3	129.8	129.6
Household goods moving		4213-P	06/92	128.3	126.9	126.7	126.8	127.3	127.9	128.3	128.0	129.1	129.3	129.7	130.2	130.0
General freight trucking		4213-2	06/92	138.5	135.4	135.6	135.6	136.7	138.1	138.7	138.0	138.8	139.6	140.2	142.7	142.4
Less than truckload		4213-3	06/92	132.6	131.1	130.8	130.8	131.4	132.1	132.4	132.1	133.6	133.7	134.1	134.5	134.1
Truckload		4213-311	06/92	160.8	156.8	156.1	156.3	156.7	159.5	160.5	158.9	164.3	164.1	165.0	166.2	164.8
Other trucking, except local		4213-312	06/92	109.5	108.9	108.8	108.7	109.3	109.3	109.5	109.5	109.8	109.9	110.2	110.4	110.3
Other receipts		4213-6	06/01	99.4	98.8	98.7	98.8	99.1	99.1	99.3	99.4	99.5	99.7	100.1	100.1	100.3
Other receipts		4213-SM	06/92	119.6	120.1	119.7	119.5	118.4	117.6	117.7	118.4	120.5	120.8	120.8	120.6	121.4
Local trucking with storage																
Primary services	4214		06/93	117.5	116.5	116.5	116.5	116.6	117.7	117.9	117.8	117.8	117.8	119.5	117.7	117.7
Household goods moving		4214-P	06/93	117.9	117.0	117.0	117.0	118.2	118.2	118.3	118.1	118.1	118.1	119.9	118.1	118.1
Other local trucking with storage		4214-2	06/01	101.3	100.0	99.9	99.9	99.9	101.8	101.8	101.7	101.7	101.7	104.3	101.3	101.3
Other receipts		4214-3	06/01	102.5	102.3	102.3	102.3	102.4	102.4	102.4	102.4	102.4	102.4	102.8	102.8	102.8
Other receipts		4214-SM	06/93	111.1	105.8	105.8	105.8	105.8	107.8	115.0	115.0	115.0	115.0	113.3	113.3	113.3
Courier services, except by air																
Primary services	4215		12/92	138.5	136.0	138.6	138.1	138.1	138.1	138.2	138.6	138.9	138.9	139.4	139.7	139.9
Local courier services		4215-P	12/92	139.3	136.8	139.4	139.0	138.9	138.9	138.9	139.3	139.6	139.6	140.2	140.4	140.6
Hub and spoke, intercity courier services		4215-1	12/92	128.4	128.5	128.4	127.7	127.8	128.1	128.2	128.7	128.7	128.7	128.7	128.7	128.7
Other receipts		4215-2	12/92	142.9	140.0	143.1	142.6	142.5	142.5	142.5	143.3	143.3	143.2	143.9	144.2	144.4
Other receipts		4215-SM	12/92	156.2	145.7	145.7	145.7	145.7	145.7	163.6	163.6	163.6	163.6	163.6	163.6	163.6
Public warehousing and storage																
Primary services	422		06/93	115.8	114.7	114.4	115.3	115.6	115.5	115.5	115.4	116.5	116.5	116.5	116.5	116.8
Farm product warehousing and storage																
Primary services	4221		12/92	115.6	115.5	115.4	115.6	115.6	115.6	115.5	115.5	115.5	115.8	115.9	115.9	115.9
Warehousing and storage of cotton, wool, and mohair		4221-P	12/92	116.0	115.8	115.8	116.0	116.0	116.0	115.9	115.9	115.9	116.2	116.2	116.2	116.2
Warehousing and storage of other farm products		4221-3	12/92	109.5	109.2	109.2	109.2	109.2	109.2	109.2	109.2	109.2	110.2	110.3	110.3	110.3
Other receipts		4221-4	06/00	107.3	107.2	107.2	107.4	107.4	107.4	107.3	107.4	107.4	107.3	107.3	107.3	107.3
Other receipts		4221-SM	12/92	109.1	111.9	108.8	108.8	108.8	108.8	108.8	108.8	108.8	108.8	108.8	108.8	108.8
Refrigerated warehousing and storage																
Primary services	4222		12/91	109.8	109.7	109.8	109.9	109.8	109.9	109.9	109.9	109.9	109.9	109.4	109.6	109.6
Commodities in cold storage		4222-P	12/91	109.4	109.5	109.5	109.5	109.4	109.5	109.5	109.5	109.5	109.5	109.5	109.2	109.2
Fruits, including frozen juices		4222-2	12/91	109.8	109.9	109.9	110.0	109.9	109.9	109.9	109.9	109.9	109.9	109.5	109.7	109.7
Vegetables, including potatoes		4222-201	12/98	114.1	114.6	114.6	114.7	114.7	114.7	114.7	114.7	114.7	114.7	112.2	112.5	112.6
Meat, poultry, and fish		4222-202	12/98	102.7	102.0	102.0	102.0	103.0	103.0	103.0	103.0	103.0	103.0	102.9	103.0	103.0
Prepared foods		4222-203	12/98	104.4	104.4	104.4	104.4	104.4	104.4	104.4	104.4	104.4	104.4	104.4	104.4	104.4
Other commodities in cold storage		4222-206	12/91	108.1	107.8	107.8	107.9	108.2	108.2	108.2	108.2	108.2	108.2	108.3	108.3	108.3
Storage related services		4222-209	12/98	100.0	101.4	101.4	101.4	99.4	99.4	99.4	99.4	99.4	99.4	99.4	99.9	99.9
Other receipts		4222-3	12/91	106.3	106.3	106.3	106.3	106.3	106.4	106.3	106.3	106.3	106.3	106.3	106.3	106.3
Other receipts		4222-SM	12/91	115.1	115.1	115.3	116.4	116.4	116.7	116.7	116.7	116.7	116.7	115.4	115.4	115.4
General warehousing and storage																
Primary services	4225		06/93	119.2	117.7	117.3	118.5	118.9	118.8	118.8	118.7	120.1	120.1	120.2	120.2	120.6
General warehousing and storage of goods		4225-P	06/93	119.4	117.9	117.5	118.7	119.0	119.0	119.0	119.0	120.4	120.5	120.5	120.5	120.9
Self-storage		4225-1	06/93	107.5	106.3	106.3	106.8	106.8	106.8	106.8	106.8	108.8	108.8	108.8	108.7	108.7
Other receipts		4225-2	06/93	146.0	143.8	142.3	145.2	146.7	146.4	146.5	146.2	146.3	146.3	146.8	147.0	148.3
Other receipts		4225-SM	06/93	115.2	115.1	115.1	115.1	115.1	115.1	115.1	115.1	115.1	115.1	115.3	115.3	115.3
United States Postal Service																
	43		06/89	150.2	145.4	145.4	145.4	145.4	145.4	145.4	155.0	155.0	155.0	155.0	155.0	155.0

See footnotes at end of table.

Table 3. Producer price indexes for the net output of selected industries and their products, 2002¹—Continued

Industry and product	Industry code	Product code	Index base	Annual Average	January	February	March	April	May	June	July	August	September	October	November	December
United States Postal Service	4311		06/89	150.2	145.4	145.4	145.4	145.4	145.4	145.4	155.0	155.0	155.0	155.0	155.0	155.0
Primary services		4311-P	06/89	150.2	145.4	145.4	145.4	145.4	145.4	145.4	155.0	155.0	155.0	155.0	155.0	155.0
First class mail		4311-1	06/89	142.6	138.4	138.4	138.4	138.4	138.4	138.4	146.8	146.8	146.8	146.8	146.8	146.8
Letter mail		4311-111	06/89	139.5	136.0	136.0	136.0	136.0	136.0	136.0	143.0	143.0	143.0	143.0	143.0	143.0
Post cards		4311-112	06/89	149.1	143.1	143.1	143.1	143.1	143.1	143.1	155.1	155.1	155.1	155.1	155.1	155.1
Priority mail		4311-113	06/89	163.7	155.0	155.0	155.0	155.0	155.0	155.0	172.3	172.3	172.3	172.3	172.3	172.3
Periodicals (second class mail)		4311-2	06/89	190.0	177.5	177.5	177.5	177.5	177.5	177.5	202.5	202.5	202.5	202.5	202.5	202.5
In county mail		4311-211	06/89	141.1	140.1	140.1	140.1	140.1	140.1	140.1	142.1	142.1	142.1	142.1	142.1	142.1
Regular rate mail		4311-212	06/89	194.0	182.1	182.1	182.1	182.1	182.1	182.1	206.0	206.0	206.0	206.0	206.0	206.0
Nonprofit rate mail		4311-213	06/89	188.7	169.4	169.4	169.4	169.4	169.4	169.4	208.0	208.0	208.0	208.0	208.0	208.0
Classroom rate mail		4311-214	06/89	136.1	127.6	127.6	127.6	127.6	127.6	127.6	144.6	144.6	144.6	144.6	144.6	144.6
Periodical mailing fees		4311-299	06/89	84.8	83.1	83.1	83.1	83.1	83.1	83.1	86.5	86.5	86.5	86.5	86.5	86.5
Standard class A (third class mail)		4311-3	06/89	164.3	158.8	158.8	158.8	158.8	158.8	158.8	169.7	169.7	169.7	169.7	169.7	169.7
Regular bulk mail		4311-312	06/89	163.3	157.9	157.9	157.9	157.9	157.9	157.9	168.8	168.8	168.8	168.8	168.8	168.8
Nonprofit bulk mail		4311-313	06/89	170.1	165.8	165.8	165.8	165.8	165.8	165.8	174.4	174.4	174.4	174.4	174.4	174.4
Standard class A mailing fees		4311-399	06/89	229.2	208.3	208.3	208.3	208.3	208.3	208.3	250.0	250.0	250.0	250.0	250.0	250.0
Standard class B (fourth class mail)		4311-4	06/89	160.8	157.8	157.8	157.8	157.8	157.8	157.8	163.9	163.9	163.9	163.9	163.9	163.9
Parcel post		4311-411	06/89	175.9	171.6	171.6	171.6	171.6	171.6	171.6	180.3	180.3	180.3	180.3	180.3	180.3
Bound printed matter		4311-412	06/89	134.0	132.3	132.3	132.3	132.3	132.3	132.3	135.7	135.7	135.7	135.7	135.7	135.7
Special rate mail		4311-413	06/89	138.6	137.6	137.6	137.6	137.6	137.6	137.6	139.6	139.6	139.6	139.6	139.6	139.6
Library rate mail		4311-414	06/89	188.0	184.9	184.9	184.9	184.9	184.9	184.9	191.1	191.1	191.1	191.1	191.1	191.1
International mail		4311-5	06/89	116.9	116.9	116.9	116.9	116.9	116.9	116.9	116.9	116.9	116.9	116.9	116.9	116.9
International air mail		4311-511	06/89	106.4	106.4	106.4	106.4	106.4	106.4	106.4	106.4	106.4	106.4	106.4	106.4	106.4
International surface mail		4311-512	06/89	185.4	185.4	185.4	185.4	185.4	185.4	185.4	185.4	185.4	185.4	185.4	185.4	185.4
Terminal dues and transit fees		4311-513	06/89	100.0	100.0	100.0	100.0	100.0	100.0	100.0	100.0	100.0	100.0	100.0	100.0	100.0
Special services and fees		4311-6	06/89	170.0	162.3	162.3	162.3	162.3	162.3	162.3	177.7	177.7	177.7	177.7	177.7	177.7
Special services		4311-611	06/89	174.9	169.9	169.9	169.9	169.9	169.9	169.9	179.9	179.9	179.9	179.9	179.9	179.9
Domestic mail fees		4311-612	06/89	150.1	139.8	139.8	139.8	139.8	139.8	139.8	160.4	160.4	160.4	160.4	160.4	160.4
Other services and fees		4311-613	06/89	167.6	153.6	153.6	153.6	153.6	153.6	153.6	181.6	181.6	181.6	181.6	181.6	181.6
Express mail		4311-912	06/89	149.2	142.4	142.4	142.4	142.4	142.4	142.4	156.1	156.1	156.1	156.1	156.1	156.1
Mailgram service		4311-913	06/89	75.0	75.0	75.0	75.0	75.0	75.0	75.0	75.0	75.0	75.0	75.0	75.0	75.0
Water transportation	44		12/92	134.6	129.3	128.9	128.7	127.9	131.7	134.0	135.4	135.3	139.0	141.0	141.3	142.2
 Deep sea foreign transportation of freight	441		12/96	160.1	147.2	146.9	146.2	144.4	152.2	159.7	162.6	162.5	171.3	174.8	175.7	177.2
Deep sea foreign transportation of freight	4412		06/88	185.8	170.9	170.6	169.7	167.6	176.7	185.4	188.8	188.7	198.9	202.9	204.0	205.8
Primary services		4412-P	06/88	189.5	174.0	173.7	172.9	170.7	180.1	189.0	192.5	192.4	203.0	207.1	208.2	210.0
Inbound services		4412-1	06/88	247.4	217.1	216.7	215.1	211.6	232.7	247.3	252.7	252.1	272.5	280.2	282.6	288.5
Outbound services		4412-2	06/88	136.3	136.1	135.8	135.5	133.8	133.4	133.8	136.8	137.3	137.5	138.9	138.7	138.4
 Deep sea domestic transportation of freight	442		12/96	112.0	108.0	108.2	108.2	108.3	113.5	113.4	113.4	113.4	113.7	113.9	114.6	115.3
Deep sea domestic transportation of freight	4424		06/88	139.5	134.5	134.7	134.7	134.8	141.4	141.2	141.2	141.2	141.6	141.9	142.8	143.6
Primary services		4424-P	06/88	140.5	134.7	134.8	134.8	134.9	143.2	142.9	142.9	142.9	142.9	143.0	144.3	144.5
Other receipts		4424-SM	06/88	126.2	124.0	124.3	124.3	124.3	125.9	125.9	125.9	125.9	127.4	128.1	128.1	130.2
Freight transportation, Great Lakes-St Lawrence Seaway	443		12/96	101.5	102.2	102.2	102.2	101.8	101.8	101.1	101.1	101.1	101.1	101.1	101.1	101.1
Freight transportation on the Great Lakes/St. Lawrence Seaway	4432		12/91	106.6	107.4	107.4	107.4	107.0	107.0	106.2	106.2	106.2	106.2	106.2	106.2	106.2
Primary services		4432-P	12/91	106.6	107.4	107.4	107.4	106.9	107.0	106.2	106.2	106.2	106.2	106.2	106.2	106.2
Freight transportation on the Great Lakes/St. Lawrence Seaway		4432-3	12/98	99.2	99.9	99.9	99.9	99.5	99.5	98.8	98.8	98.8	98.8	98.8	98.8	98.8

See footnotes at end of table.

Table 3. Producer price indexes for the net output of selected industries and their products, 2002¹—Continued

Industry and product	Industry code	Product code	Index base	Annual Average	January	February	March	April	May	June	July	August	September	October	November	December
Water transportation of freight, n.e.c.	444		12/96	113.0	113.4	111.3	110.9	109.8	111.5	109.2	111.5	110.9	113.5	117.6	117.3	119.0
Water transportation of freight, n.e.c.	4449		12/90	120.6	121.1	118.8	118.3	117.1	119.0	116.6	119.0	118.4	121.2	125.5	125.1	127.1
Primary services	4449-P		12/90	119.9	120.5	117.9	117.5	116.2	118.1	115.6	118.2	117.4	120.4	125.0	124.6	126.9
Mississippi River transportation	4449-1		12/90	121.0	121.1	118.1	117.5	115.8	118.5	115.5	118.6	118.6	122.4	128.3	127.8	129.6
Coal	4449-141		12/90	100.6	98.2	98.5	98.3	97.3	96.8	96.8	101.0	103.8	103.8	104.6	104.1	103.4
Refined petroleum products	4449-151		12/90	129.6	126.7	126.2	126.4	128.3	129.2	129.9	131.4	132.1	133.3	130.6	130.7	130.0
Other Mississippi River transportation	4449-171		12/90	134.3	137.7	130.8	129.7	125.9	132.1	124.9	128.2	125.2	133.3	146.9	146.1	151.0
Atlantic inland, Pacific inland, and other water transportation of freight, n.e.c.	4449-9		06/98	111.2	113.5	112.8	112.8	112.8	112.1	111.4	111.4	108.8	108.8	108.8	108.8	112.4
Other receipts	4449-SM		12/90	123.9	122.0	124.0	123.0	124.5	124.5	124.5	124.5	124.5	124.5	124.5	124.5	121.1
Marine cargo handling	4491		12/91	110.9	111.4	111.3	111.3	111.2	111.2	110.6	110.5	110.6	110.6	110.7	110.6	110.6
Primary services	4491-P		12/91	111.4	112.0	111.9	111.9	111.8	111.8	111.2	111.0	111.1	111.1	111.2	111.1	111.1
Stevedoring services	4491-3		12/98	102.5	103.0	103.0	103.0	102.9	102.9	102.0	102.2	102.2	102.2	102.3	102.1	102.1
Containers	4491-301		12/98	103.1	104.8	104.8	104.8	104.5	104.5	101.9	102.1	102.1	102.2	101.9	101.5	101.5
Other stevedoring services	4491-307		12/98	102.1	102.0	101.9	101.9	102.0	102.0	102.0	102.1	102.1	102.1	102.4	102.3	102.3
Wharfage	4491-4		12/98	111.6	113.3	112.6	112.6	112.5	112.5	112.6	110.4	110.5	110.6	110.7	110.7	110.7
Other marine cargo handling services	4491-7		12/98	106.0	105.7	105.7	105.7	105.7	105.7	105.7	106.3	106.3	106.3	106.5	106.5	106.5
Other receipts	4491-SM		12/91	112.2	109.0	109.0	110.1	110.5	110.5	110.5	114.4	114.4	114.4	114.4	114.4	115.0
Tugging and towing services	4492		12/92	127.4	126.8	126.8	127.4	127.4	127.2	127.1	127.1	127.1	127.1	128.5	128.4	128.2
Primary services	4492-P		12/92	128.8	128.1	128.1	128.7	128.7	128.6	128.4	128.4	128.4	128.5	129.9	129.8	129.6
Vessel docking and undocking services	4492-3		12/92	125.8	125.1	125.1	125.7	125.7	125.7	125.6	125.7	125.7	125.7	126.7	126.7	126.6
Other tugging and towing services	4492-4		12/92	133.9	133.4	133.4	134.1	134.0	133.7	133.2	133.2	133.2	133.2	135.6	135.4	134.9
Other receipts	4492-SM		12/92	121.0	120.8	120.8	121.3	121.3	120.9	120.7	120.7	120.7	120.7	121.6	121.4	121.3
Transportation by air	45		12/92	157.8	157.1	157.1	156.8	156.3	156.2	156.8	157.9	158.0	158.6	160.1	159.4	159.8
Air transportation, scheduled and air courier services ..	451		12/89	193.3	192.9	192.7	192.2	191.4	191.2	191.9	193.2	193.3	194.1	196.1	195.2	195.6
Air transportation, scheduled	4512		12/89	200.4	200.3	200.3	199.6	198.5	198.2	198.5	200.1	200.2	201.2	203.5	202.3	202.8
Primary services	4512-P		12/89	206.3	206.2	206.2	205.4	204.1	203.8	204.1	206.0	206.1	207.2	209.5	208.3	209.0
Scheduled air cargo transportation	4512-1		12/87	117.8	113.1	113.6	115.5	115.5	115.6	117.3	118.3	120.1	120.8	121.7	120.1	121.4
Property	4512-111		12/87	121.8	116.7	117.4	119.3	119.3	119.5	120.7	122.2	124.3	125.2	126.2	124.5	126.1
Mail	4512-112		12/87	107.5	104.2	103.8	106.3	106.0	105.7	109.4	108.6	109.5	109.5	109.5	108.7	108.7
Scheduled air passenger transportation	4512-2		12/89	214.7	215.4	215.3	214.0	212.6	212.2	212.3	214.2	214.0	215.2	217.7	216.6	217.2
Domestic	4512-211		12/89	220.5	221.0	221.8	220.7	218.8	218.3	217.9	217.8	218.3	220.1	224.4	222.8	224.0
First class, including business	4512-21106		12/99	120.9	122.6	122.6	122.6	121.2	119.9	120.1	120.1	119.7	121.0	121.0	119.6	120.2
Coach	4512-21107		12/99	122.9	122.9	123.4	122.6	121.6	121.6	121.3	121.2	121.7	122.6	125.7	124.9	125.6
International	4512-212		12/89	182.3	183.2	181.2	179.5	179.5	179.4	180.5	186.8	185.0	184.6	182.9	182.8	182.1
Air courier services	4513		12/89	136.3	134.7	133.8	134.1	134.5	135.0	137.4	137.4	137.1	137.5	137.7	138.6	138.4
Primary services	4513-P		12/87	139.1	137.4	136.4	136.8	137.1	137.7	140.1	140.1	139.9	140.2	140.4	141.4	141.2
Domestic air courier services	4513-2		12/98	124.0	122.2	121.8	122.1	122.3	122.9	124.9	124.9	124.7	125.0	125.2	126.0	125.9
International air courier services	4513-3		12/98	112.5	112.1	109.9	110.3	110.7	111.0	113.5	113.5	113.1	113.5	113.5	114.4	113.9
Air transportation, nonscheduled	452		12/96	114.7	113.2	114.0	114.2	114.0	114.1	114.9	114.7	115.1	115.4	115.2	115.2	116.2
Air transportation, nonscheduled	4522		06/92	122.4	120.8	121.6	121.9	121.7	121.8	122.6	122.4	122.8	123.2	122.9	123.0	124.0
Primary services	4522-P		06/92	122.6	121.5	121.9	122.0	122.0	122.1	123.1	122.9	123.1	123.1	123.1	123.2	123.3
Passenger and freight charter, including air taxi	4522-5		12/00	103.1	102.1	102.5	102.6	102.5	102.6	103.5	103.3	103.5	103.5	103.5	103.5	103.5
Air ambulance	4522-6		06/92	136.1	136.1	136.3	136.8	136.8	136.8	136.8	136.4	136.5	136.5	136.5	137.2	138.2
Air sightseeing and other services	4522-7		12/00	109.5	108.5	108.5	108.5	108.5	108.5	110.2	110.1	110.1	110.1	110.3	110.4	110.4
Other receipts	4522-SM		06/92	120.6	117.2	119.7	120.4	119.7	119.7	119.7	119.5	120.9	122.6	121.0	121.1	125.4

See footnotes at end of table.

Table 3. Producer price indexes for the net output of selected industries and their products, 2002¹—Continued

Industry and product	Industry code	Product code	Index base	Annual Average	January	February	March	April	May	June	July	August	September	October	November	December
Airports, flying fields, and airport terminal services	458		12/96	121.4	117.2	118.4	119.0	120.4	120.4	121.4	123.4	123.6	122.7	124.2	123.2	123.3
Airports, flying fields, and airport terminal services	4581		06/92	129.9	125.4	126.6	127.3	128.8	128.8	129.9	132.0	132.2	131.3	132.8	131.8	131.9
Primary services	4581-P		06/92	129.1	125.0	125.8	126.6	128.2	127.2	128.7	131.0	131.3	130.5	131.8	131.4	131.0
Services provided by airports	4581-1		06/92	135.7	130.6	131.3	132.6	135.6	133.2	135.6	139.0	139.2	137.5	139.8	137.3	136.6
Lease space for concessions	4581-11111		06/92	151.2	139.7	141.7	145.4	154.7	147.3	154.1	159.2	159.6	157.4	157.9	150.3	147.5
Services rendered to air passenger and cargo carriers	4581-11112		06/92	137.6	135.3	135.5	135.7	135.7	135.7	135.9	138.4	138.5	136.8	141.1	141.1	141.3
Other airport services	4581-11113		06/92	94.6	93.1	93.1	93.3	93.3	93.7	96.4	96.4	95.6	95.6	95.6	95.6	95.6
Aircraft services	4581-2		06/92	119.9	117.2	118.0	118.1	118.2	118.8	119.3	120.2	120.6	120.9	121.0	123.0	123.2
Fuels and lubricants	4581-211		06/92	121.2	119.7	118.0	118.7	119.3	119.4	120.2	120.5	120.9	122.9	124.2	124.3	125.7
Aircraft maintenance and repair	4581-212		06/92	121.8	118.7	120.1	120.1	120.1	121.2	121.9	123.4	123.3	123.3	123.3	123.0	123.0
Ramp service, aircraft parking, tiedown and storage	4581-213		06/92	117.9	116.2	116.3	116.3	116.4	116.4	116.4	116.8	119.2	119.2	119.1	121.1	121.2
Other aircraft services	4581-214		06/92	121.6	117.9	119.7	119.7	119.7	119.9	119.9	119.9	119.9	119.9	119.9	131.7	131.7
Other receipts	4581-SM		06/92	145.7	136.7	142.3	142.2	142.2	150.2	148.4	148.4	148.4	146.6	150.1	144.4	148.4
Pipelines, except natural gas	46		12/86	111.9	111.1	111.3	111.6	111.5	111.5	111.5	112.3	112.5	112.5	112.7	112.3	111.8
Crude petroleum pipelines	4612		06/86	112.3	111.7	112.0	112.0	112.1	112.1	112.1	112.6	112.7	112.7	112.7	112.2	112.2
Primary services	4612-P		06/86	110.9	110.3	110.6	110.6	110.6	110.6	110.6	111.1	111.1	111.2	111.2	111.2	111.2
Crude petroleum pipelines	4612-3		06/86	107.6	107.0	107.3	107.3	107.4	107.4	107.4	107.8	107.8	107.9	107.9	107.9	107.9
Trans-Alaskan pipelines	4612-311		06/86	100.4	100.7	100.4	100.4	100.4	100.4	100.4	100.4	100.4	100.4	100.4	100.4	100.4
Non-Trans-Alaskan pipelines	4612-321		06/86	122.7	121.5	122.2	122.2	122.3	122.3	123.1	123.1	123.2	123.2	123.2	123.2	123.2
Other receipts	4612-SM		06/86	128.9	128.8	128.8	128.8	128.8	128.8	128.8	131.0	131.0	131.0	131.0	124.9	124.9
Refined petroleum pipelines	4613		06/86	111.0	109.7	109.7	110.6	110.3	110.3	110.3	111.4	112.0	112.0	112.4	112.4	110.9
Primary services	4613-P		06/86	111.2	109.8	109.8	110.8	110.4	110.4	110.4	111.6	112.2	112.2	112.7	112.7	111.0
Refined petroleum pipelines	4613-1		06/86	112.8	111.4	111.4	112.4	112.0	112.0	113.2	113.8	113.8	113.8	114.3	114.3	112.6
Refined petroleum pipelines	4613-111		06/86	112.8	111.4	111.4	112.4	112.0	112.0	113.2	113.8	113.8	113.8	114.3	114.3	112.6
Other receipts	4613-SM		02/94	107.4	107.0	107.0	107.0	107.0	107.0	107.0	107.8	107.8	107.8	107.8	107.8	107.8
Travel agencies	4724		12/89	114.0	115.9	113.3	115.8	114.8	115.0	114.1	114.6	114.4	111.9	112.8	113.0	112.8
Primary services	4724-P		12/89	114.7	116.5	114.0	116.5	115.5	115.7	114.8	115.3	115.0	112.4	113.5	113.6	113.4
Airline arrangements	4724-1		12/89	100.4	101.7	101.4	102.3	100.4	102.2	101.2	101.5	101.9	98.6	97.9	97.9	97.9
Domestic flights	4724-111		12/89	113.7	112.7	112.4	113.5	113.8	116.0	114.6	114.9	116.5	112.4	112.5	112.5	112.5
Business domestic airline bookings	4724-11101		06/02	(²)	(²)	(²)	(²)	(²)	(²)	100.0	99.7	99.7	97.8	97.9	97.9	97.9
Leisure domestic airline bookings	4724-11102		06/02	(²)	(²)	(²)	(²)	(²)	(²)	100.0	100.5	103.0	98.2	98.3	98.3	98.3
International flights	4724-112		12/89	61.4	70.2	70.3	70.3	60.3	60.3	61.1	61.4	58.9	57.8	55.5	55.5	55.5
Business international airline bookings	4724-11201		06/02	(²)	(²)	(²)	(²)	(²)	(²)	100.0	101.2	89.0	84.7	84.9	84.9	84.9
Leisure international airline bookings	4724-11202		06/02	(²)	(²)	(²)	(²)	(²)	(²)	100.0	100.0	101.9	102.0	95.3	95.3	95.3
Other travel arrangements, except airline	4724-2		12/89	159.1	164.3	153.7	161.7	164.0	158.7	158.1	159.0	157.9	155.4	158.6	159.0	158.5
Hotel and car rental bookings	4724-211		12/89	169.8	163.2	164.2	164.6	168.9	169.3	170.4	170.4	168.8	168.7	176.8	176.8	175.9
Cruise and tour bookings	4724-222		06/02	(²)	(²)	(²)	(²)	(²)	(²)	100.0	101.1	100.6	96.7	96.3	96.9	96.9
Other travel arrangements and service fees	4724-233		06/02	(²)	(²)	(²)	(²)	(²)	(²)	100.0	101.0	101.0	101.0	101.0	100.9	100.9
Other receipts	4724-SM		06/02	(²)	(²)	(²)	(²)	(²)	(²)	100.0	100.0	100.3	100.3	100.3	100.3	100.3
Arrangement of transportation of freight and cargo	473		12/96	97.5	97.0	97.0	97.0	97.0	97.1	97.8	97.5	97.3	97.9	97.9	98.1	98.2
Freight transportation arrangement	4731		12/94	99.5	99.0	98.9	98.9	99.0	99.1	99.8	99.4	99.3	99.9	99.9	100.1	100.2
Primary services	4731-P		12/94	99.3	98.8	98.8	98.8	98.9	99.0	99.7	99.3	99.1	99.7	99.7	99.9	100.0
Freight forwarding	4731-1		12/94	97.8	96.7	96.7	96.7	96.8	97.0	98.6	97.7	97.4	98.8	98.7	99.2	99.4
Arrangement of freight and cargo n.e.c.	4731-2		12/94	100.8	100.8	100.8	100.8	100.9	100.9	100.9	100.9	100.9	100.9	100.9	100.9	100.9
Other receipts	4731-SM		06/01	102.0	101.1	101.1	101.1	101.1	101.1	101.1	102.1	102.1	102.1	103.8	103.8	103.8
Communications	48		06/01	97.4	97.0	96.8	96.8	97.2	97.7	97.9	97.3	97.7	97.9	97.5	97.9	97.4
Telephone communications	481		06/99	89.9	90.9	90.5	90.3	89.9	90.3	90.2	89.9	90.3	90.2	88.1	89.0	88.6

See footnotes at end of table.

Table 3. Producer price indexes for the net output of selected industries and their products, 2002¹—Continued

Industry and product	Industry code	Product code	Index base	Annual Average	January	February	March	April	May	June	July	August	September	October	November	December
Wireless telecommunications	4812		06/99	91.6	89.7	89.5	89.3	89.6	90.2	92.2	92.9	92.5	92.7	93.7	93.3	93.5
Primary services		4812-P	06/99	91.6	89.7	89.5	89.3	89.6	90.2	92.2	92.9	92.5	92.7	93.7	93.3	93.5
Cellular and other wireless voice grade services		4812-1	06/99	90.6	89.1	88.6	88.3	88.5	89.1	91.4	91.9	91.5	91.7	92.7	92.4	92.6
Paging services		4812-2	06/99	102.7	96.8	100.8	101.4	102.4	102.7	101.9	105.1	104.6	104.1	104.4	104.2	104.2
Telephone communications, except radiotelephone	4813		06/95	87.3	88.4	88.0	87.9	87.5	87.8	87.7	87.4	87.8	87.7	85.5	86.4	86.0
Primary products		4813-P	06/95	87.3	88.4	88.0	87.9	87.5	87.8	87.7	87.4	87.8	87.7	85.5	86.4	86.0
Local service, except private lines		4813-1	06/95	103.7	103.4	103.4	103.4	103.4	103.4	103.5	104.0	104.0	104.0	103.9	104.0	104.0
Residence local service		4813-111	06/95	105.7	105.2	105.2	105.3	105.4	105.3	105.5	106.1	106.1	106.2	106.2	106.2	106.2
Business local service		4813-112	06/95	101.1	101.0	101.0	101.0	101.0	101.0	101.1	101.1	101.2	101.1	101.1	101.1	101.1
Coin local service		4813-113	06/95	104.2	104.3	104.3	104.3	104.3	104.3	104.3	104.3	104.3	103.9	103.9	103.9	103.9
Other local service		4813-114	06/95	107.8	103.1	103.1	103.1	103.1	103.1	103.1	112.3	112.3	112.6	112.6	112.6	112.6
Directory assistance		4813-11401	06/95	112.3	104.8	104.8	104.8	104.8	104.8	104.8	119.5	119.5	119.9	119.9	119.9	119.9
Other local service, except directory assistance		4813-11409	06/95	100.0	100.0	100.0	100.0	100.0	100.0	100.0	100.0	100.0	100.0	100.0	100.0	100.0
Public switched toll service		4813-2	06/95	73.4	75.7	75.0	74.6	73.8	74.5	74.2	73.3	74.1	73.8	69.7	71.4	70.7
Residence switched toll service		4813-21	06/95	83.0	86.7	85.2	84.5	83.9	83.5	83.3	83.1	84.1	83.0	77.1	80.9	80.9
Intrastate residence switched toll service		4813-211	06/95	95.8	95.4	95.8	95.6	95.3	95.3	95.1	94.7	96.9	96.9	96.8	96.4	95.7
Interstate residence switched toll service		4813-212	06/95	80.1	89.1	85.4	84.8	82.9	82.1	81.3	80.9	81.5	78.8	63.6	74.9	75.4
International residence switched toll service		4813-213	06/95	41.0	43.9	42.4	40.2	41.2	40.6	41.6	42.1	42.3	41.4	39.4	38.3	38.5
Business switched toll service		4813-22	06/95	61.9	62.7	62.8	62.8	61.9	63.7	63.3	61.5	62.0	62.8	60.7	60.2	58.6
Business switched access toll service		4813-221	06/95	72.4	72.7	73.3	73.6	73.4	73.7	74.3	72.1	72.4	72.8	71.1	69.8	69.1
Outbound business switched access toll service		4813-2211	06/95	70.6	72.6	72.3	73.3	72.7	72.4	72.9	70.5	69.3	69.7	68.3	67.7	66.0
Intrastate business switched access toll service, outbound		4813-22111	06/95	92.0	93.3	93.3	93.1	92.8	91.7	92.1	91.9	91.8	91.8	91.4	91.0	90.5
Interstate business switched access toll service, outbound		4813-22112	06/95	51.2	56.2	55.1	57.4	54.5	49.7	52.9	49.4	48.7	49.0	48.9	48.2	44.4
International business switched access toll service, outbound		4813-22113	06/95	50.4	48.9	49.3	50.9	53.9	64.2	60.1	53.4	48.4	50.2	43.0	42.2	40.9
Inbound business switched access toll service		4813-2212	06/95	75.3	72.7	75.1	74.1	74.7	76.1	76.7	74.8	77.6	78.0	75.9	73.6	74.4
Intrastate business switched access toll service, inbound		4813-22121	06/95	62.5	60.8	62.6	63.2	60.7	63.3	62.5	63.2	64.7	64.9	62.6	61.0	60.2
Interstate business switched access toll service, inbound		4813-22122	06/95	64.6	60.8	64.7	61.9	65.2	66.2	67.7	63.5	68.2	67.6	64.0	61.5	63.9
International business switched access toll service, inbound		4813-22123	06/95	43.3	37.4	37.9	39.8	36.4	41.0	41.0	39.4	42.1	55.1	58.4	45.7	45.3
Business special access switched toll service, except private lines		4813-222	06/95	44.5	46.0	45.3	44.9	42.8	46.7	45.0	43.9	44.8	45.9	43.3	43.9	41.2
Outbound business special access switched toll service		4813-2221	06/95	38.0	36.9	39.1	38.9	36.8	39.4	38.7	38.1	38.4	40.0	36.8	37.9	35.4
Intrastate business special access switched toll service, outbound		4813-22211	06/95	48.5	47.2	48.3	52.2	53.8	50.0	49.0	49.7	43.7	52.1	45.8	47.7	43.1
Interstate business special access switched toll service, outbound		4813-22212	06/95	28.0	25.7	29.4	28.3	25.0	30.2	29.5	27.7	29.4	30.4	27.0	28.6	24.3
International business special access switched toll service, outbound		4813-22213	06/95	34.5	34.9	36.1	35.5	33.1	34.8	34.2	34.5	35.0	35.8	33.0	33.3	33.5
Inbound business special access switched toll service		4813-2222	06/95	55.9	62.8	56.2	55.3	53.5	59.9	56.2	54.2	56.2	56.3	54.8	54.5	51.6
Intrastate business special access switched toll service, inbound		4813-22221	06/95	50.1	62.8	45.7	48.1	45.4	57.0	51.9	48.5	51.2	50.5	47.2	46.3	46.6
Interstate business special access switched toll service, inbound		4813-22222	06/95	49.0	58.4	50.6	48.4	45.6	54.5	48.9	46.1	49.1	49.6	47.6	47.3	41.6
International business special access switched toll service, inbound		4813-22223	06/95	75.3	78.6	76.0	77.2	75.6	74.4	74.6	74.2	75.6	75.2	73.5	74.5	74.0
Other toll service		4813-29	06/95	98.8	102.4	100.5	99.2	99.2	99.9	100.1	99.5	99.6	99.5	95.9	96.4	93.9
Private line service		4813-3	06/95	100.9	100.6	100.6	100.6	100.7	100.8	100.9	100.9	100.9	100.9	101.3	101.3	101.3
Intrastate private line service		4813-31	06/95	102.6	101.7	101.9	101.9	102.2	102.3	102.5	102.7	102.7	102.7	103.7	103.7	103.7

See footnotes at end of table.

Table 3. Producer price indexes for the net output of selected industries and their products, 2002¹—Continued

Industry and product	Industry code	Product code	Index base	Annual Average	January	February	March	April	May	June	July	August	September	October	November	December
Telephone communications, except radiotelephone —Continued																
LEC intrastate private line service		4813-311	06/95	103.0	101.9	102.1	102.1	102.4	102.6	102.9	103.1	103.1	103.1	104.2	104.2	104.2
Other telephone services		4813-9	06/95	101.7	101.7	101.7	101.7	101.7	101.6	101.6	101.6	101.6	101.6	101.9	101.8	102.0
Directory advertising		4813-91	06/95	102.1	102.0	102.0	102.0	102.0	102.0	102.0	102.0	102.0	102.0	102.3	102.2	102.4
Other telephone services		4813-99	06/95	100.0	100.0	100.0	100.0	100.0	100.0	100.0	100.0	100.0	100.0	100.0	100.0	100.0
Radio and television broadcasting stations	483		06/01	97.1	92.7	92.6	93.8	97.4	98.9	97.9	95.1	96.2	98.0	102.3	101.1	99.0
Radio broadcasting	4832		06/88	171.9	164.3	167.2	168.7	171.1	173.9	173.5	172.8	174.3	172.0	175.5	176.8	172.9
Primary services		4832-P	06/88	171.7	164.1	167.1	168.5	170.9	173.7	173.3	172.6	174.1	171.8	175.3	176.6	172.7
Local station time sales		4832-1	06/88	175.2	168.8	170.9	172.6	174.0	176.7	176.2	175.6	177.3	175.1	179.0	180.4	176.1
Local advertising		4832-102	12/95	131.3	126.1	127.7	129.1	130.2	132.3	132.2	131.1	132.7	131.3	134.5	135.8	132.4
National and regional advertising		4832-104	12/95	120.5	117.0	118.7	119.1	120.2	122.0	120.8	122.0	122.2	120.0	122.2	122.2	119.7
Network time sales		4832-3	12/95	151.5	132.3	142.5	142.5	154.3	158.3	158.8	157.4	157.4	153.6	153.6	153.6	153.6
Other radio services (including sale of programming)		4832-4	06/88	(²)	131.4	(²)	(²)	(²)	(²)	131.4	(²)	(²)	131.4	131.4	131.4	131.4
Television broadcasting stations	4833		06/01	96.7	92.3	91.5	92.8	97.3	98.8	97.5	93.7	95.0	98.0	103.2	101.3	99.2
Primary services		4833-P	06/01	96.8	92.2	91.5	92.7	97.5	98.9	97.5	94.1	95.3	98.0	102.8	101.0	99.1
Local television station services		4833-1	06/01	99.5	93.5	92.0	94.7	98.6	101.5	99.1	94.2	96.8	102.1	110.3	107.5	103.9
Television station advertising sales		4833-101	06/01	99.9	91.4	89.3	93.1	98.7	102.7	99.3	92.4	96.0	103.6	115.1	111.5	106.3
Network television affiliate services		4833-102	06/01	96.9	96.9	96.9	96.9	96.9	96.9	96.9	96.9	97.0	97.0	97.0	96.3	96.3
Network television and national syndication services		4833-2	06/01	94.3	91.2	91.2	90.9	96.7	96.6	96.7	94.3	94.0	94.3	95.9	94.9	94.8
Other receipts		4833-SM	06/01	81.9	83.3	83.3	83.3	83.3	83.3	83.3	81.5	81.5	79.9	79.9	79.9	79.9
Cable and other pay television services	484		12/96	122.9	120.7	121.2	121.4	122.6	122.7	122.9	122.0	122.5	123.1	125.5	125.2	125.3
Cable and other pay television services	4841		06/93	129.0	126.7	127.2	127.4	128.6	128.7	129.0	128.0	128.6	129.1	131.7	131.4	131.5
Primary services		4841-P	06/93	127.8	125.3	125.8	126.1	127.3	127.4	127.7	126.7	127.4	128.0	130.5	130.5	130.6
Cable and satellite subscriber services		4841-1	06/93	126.7	124.9	125.4	125.7	126.0	126.1	126.4	126.0	126.6	128.0	128.4	128.4	128.3
Cable advertising services		4841-2	06/93	148.0	138.8	140.1	140.1	149.4	149.7	150.0	136.3	142.6	143.2	164.8	159.6	160.8
Local cable system advertising services		4841-201	06/93	133.7	126.6	129.4	129.6	133.2	134.8	134.6	134.5	135.3	135.3	134.7	134.8	141.6
Cable network advertising services		4841-202	06/93	153.6	143.6	144.3	144.2	155.9	155.6	156.1	136.9	145.5	146.3	176.9	169.6	168.4
Cable network affiliate services		4841-3	06/93	128.2	127.4	127.5	127.5	127.5	127.5	127.5	128.0	128.1	128.1	128.1	130.7	130.7
Other receipts		4841-SM	06/00	104.7	105.1	105.2	105.2	105.2	105.2	105.2	105.2	104.0	104.0	104.0	104.0	104.0
Electric power and natural gas utilities	4981		12/90	118.5	117.2	115.5	115.2	116.1	116.1	119.6	120.0	120.0	120.9	118.9	120.8	121.5
Primary products		4981-P	12/90	118.5	117.2	115.3	115.0	116.2	116.1	119.5	119.7	119.8	120.8	119.1	121.3	122.0
Electric power		4981-1	12/90	117.2	114.8	114.1	114.0	114.0	115.2	121.0	121.7	121.7	122.0	117.0	115.4	115.4
Sales to ultimate consumers		4981-1A	12/90	117.2	114.8	114.1	114.0	114.0	115.2	121.0	121.7	121.7	122.0	117.0	115.4	115.4
Residential		4981-11	12/90	115.4	113.1	112.6	112.7	112.8	113.9	119.0	119.5	119.3	119.6	115.6	113.4	113.2
New England		4981-111	12/90	109.1	111.1	111.4	110.4	110.6	109.7	109.5	107.3	107.6	107.6	107.7	107.9	107.9
Investor owned utilities		4981-11131	12/90	109.4	111.6	112.0	110.9	111.1	110.1	109.8	107.4	107.8	107.8	107.9	108.1	108.1
Non-investor owned utilities		4981-11141	12/90	104.3	104.4	103.5	103.9	104.2	104.3	105.0	104.2	104.3	104.3	104.8	104.3	104.3
Middle Atlantic		4981-112	12/90	112.2	112.8	111.4	111.4	111.8	112.9	113.8	113.8	112.5	112.5	109.8	111.5	112.0
Investor owned utilities		4981-11231	12/90	112.3	112.9	111.4	111.4	111.8	113.0	113.9	113.9	112.6	112.6	109.9	111.5	112.0
Non-investor owned utilities		4981-11241	12/90	106.8	109.4	109.1	108.3	108.7	105.6	103.4	104.4	106.1	106.4	104.3	106.6	109.7
East North Central		4981-113	12/90	109.4	107.9	107.8	107.9	108.0	107.5	110.4	112.4	112.4	112.3	108.9	108.4	108.5
Investor owned utilities		4981-11331	12/90	109.1	107.7	107.6	107.7	107.8	107.2	110.1	112.2	112.2	112.1	108.7	108.1	108.2
Non-investor owned utilities		4981-11341	12/90	112.8	111.1	110.8	110.7	113.0	115.7	114.9	114.8	114.6	112.7	112.1	112.8	
West North Central		4981-114	12/90	108.2	102.1	102.1	102.1	101.4	100.6	121.5	122.7	123.0	122.1	100.5	99.9	100.7
Investor owned utilities		4981-11431	12/90	107.3	101.3	101.2	101.3	100.3	99.2	121.9	122.4	122.7	121.6	98.1	98.2	99.0
Non-investor owned utilities		4981-11441	12/90	112.6	105.8	105.8	106.0	106.6	107.1	119.5	124.3	124.3	124.4	111.8	107.9	108.2
South Atlantic		4981-115	12/90	112.1	109.2	109.2	109.2	109.2	108.8	116.8	117.7	117.7	117.7	112.4	109.1	108.1
Investor owned utilities		4981-11531	12/90	112.3	109.1	109.1	109.2	109.2	108.8	117.6	118.5	118.4	118.4	112.7	109.1	108.0
Non-investor owned utilities		4981-11541	12/90	109.8	109.8	109.8	109.1	109.3	109.1	109.6	110.5	110.6	110.6	110.2	109.6	109.2

See footnotes at end of table.

Table 3. Producer price indexes for the net output of selected industries and their products, 2002¹—Continued

Industry and product	Industry code	Product code	Index base	Annual Average	January	February	March	April	May	June	July	August	September	October	November	December
Electric power and natural gas utilities—Continued																
East South Central		4981-116	12/90	114.7	112.1	112.0	112.2	112.1	115.2	117.0	117.0	117.3	117.1	115.9	114.8	113.9
Investor owned utilities		4981-11631	12/90	113.9	109.9	109.8	110.1	110.0	114.6	117.3	117.2	117.8	117.5	115.6	114.0	112.6
Non-investor owned utilities		4981-11641	12/90	116.3	116.3	116.3	116.3	116.3	116.3	116.3	116.3	116.3	116.3	116.3	116.3	116.3
West South Central		4981-117	12/90	121.0	115.5	113.3	113.8	113.6	117.8	127.0	127.5	127.5	129.6	127.4	119.6	119.9
Investor owned utilities		4981-11731	12/90	122.2	116.7	114.7	114.8	114.2	118.1	128.4	128.5	128.6	131.5	129.4	120.7	121.2
Non-investor owned utilities		4981-11741	12/90	111.6	106.0	102.4	106.3	108.7	114.6	116.4	119.5	115.7	115.5	112.8	110.9	110.6
Mountain		4981-118	12/90	111.7	106.8	106.5	106.1	106.9	115.8	116.1	116.1	116.2	116.4	115.8	108.4	108.5
Investor owned utilities		4981-11831	12/90	111.2	109.5	109.3	108.8	109.8	112.1	112.4	112.6	112.6	112.9	112.5	110.8	110.8
Non-investor owned utilities		4981-11841	12/90	114.4	95.5	94.9	94.8	95.1	132.5	132.5	132.0	132.1	131.9	134.1	98.4	98.8
Pacific		4981-119	12/90	129.4	129.8	129.7	130.0	130.4	129.8	129.7	129.4	129.2	129.3	128.8	128.6	128.6
Investor owned utilities		4981-11931	12/90	125.4	125.9	125.7	126.1	126.6	125.9	125.6	125.2	125.1	125.1	124.7	124.5	124.4
Non-investor owned utilities		4981-11941	12/90	142.8	142.9	142.9	142.9	142.8	142.8	143.2	143.0	143.0	143.0	142.3	142.3	142.3
Commercial		4981-12	12/90	120.4	118.3	117.1	116.8	116.8	117.6	125.0	125.8	125.8	126.0	119.6	117.8	117.9
New England		4981-121	12/90	113.7	109.3	109.3	108.4	108.8	107.4	119.4	116.8	117.0	116.8	117.0	117.2	117.4
Investor owned utilities		4981-12131	12/90	114.2	109.5	109.5	108.6	109.0	114.2	120.2	117.4	117.6	117.5	117.6	118.0	118.2
Non-investor owned utilities		4981-12141	12/90	102.4	102.4	102.2	102.2	102.0	102.1	102.9	102.9	102.6	102.8	103.5	101.4	101.4
Middle Atlantic		4981-122	12/90	113.2	115.7	113.5	112.5	112.6	112.7	115.3	115.2	114.5	114.5	111.5	110.2	110.1
Investor owned utilities		4981-12231	12/90	113.4	115.9	113.7	112.7	112.7	112.9	115.5	115.4	114.7	114.7	111.6	110.4	110.3
Non-investor owned utilities		4981-12241	12/90	89.9	90.6	90.2	90.1	90.2	89.7	89.4	89.6	89.8	89.8	89.5	89.9	89.9
East North Central		4981-123	12/90	114.3	112.1	112.0	112.2	112.3	112.4	114.2	119.2	119.2	119.1	113.7	112.9	112.9
Investor owned utilities		4981-12331	12/90	114.6	112.3	112.2	112.4	112.5	114.2	119.6	119.6	119.5	119.5	114.0	113.2	113.2
Non-investor owned utilities		4981-12341	12/90	110.4	108.8	108.6	108.5	109.7	110.6	114.1	113.3	112.8	112.4	108.8	108.4	108.6
West North Central		4981-124	12/90	101.3	94.0	93.7	93.5	92.9	94.0	115.7	117.3	117.6	116.5	93.6	93.1	93.2
Investor owned utilities		4981-12431	12/90	101.1	93.0	92.6	92.4	91.7	93.1	118.0	119.1	119.5	118.2	92.0	91.8	91.9
Non-investor owned utilities		4981-12441	12/90	101.9	97.9	97.8	97.5	97.6	97.4	107.4	110.7	110.7	110.7	99.5	97.9	98.0
South Atlantic		4981-125	12/90	105.2	104.8	104.8	104.7	104.7	103.0	107.1	107.2	107.2	107.3	106.2	102.7	102.6
Investor owned utilities		4981-12531	12/90	105.6	104.9	104.9	104.9	105.0	103.0	107.8	107.9	107.9	108.0	106.9	102.9	102.9
Non-investor owned utilities		4981-12541	12/90	102.2	103.6	103.5	103.0	102.3	102.2	102.4	102.1	102.3	102.3	100.8	101.0	100.5
East South Central		4981-126	12/90	106.4	105.7	105.7	105.7	105.7	106.3	107.4	107.3	107.5	107.5	106.3	106.0	106.0
Investor owned utilities		4981-12631	12/90	105.7	104.7	104.7	104.8	104.7	105.5	107.1	106.9	107.1	107.2	105.6	105.2	105.1
Non-investor owned utilities		4981-12641	12/90	108.4	108.4	108.4	108.4	108.4	108.4	108.4	108.4	108.4	108.4	108.4	108.4	108.4
West South Central		4981-127	12/90	122.9	124.5	118.2	117.6	117.2	119.1	125.4	125.9	127.5	129.9	124.5	122.4	123.2
Investor owned utilities		4981-12731	12/90	125.6	127.7	120.8	120.0	119.2	121.1	128.4	128.4	130.4	133.2	127.2	125.2	126.0
Non-investor owned utilities		4981-12741	12/90	104.8	103.7	100.0	101.3	103.0	105.4	105.4	108.7	107.9	107.5	106.5	103.4	104.3
Mountain		4981-128	12/90	103.9	101.0	100.9	100.2	100.9	104.6	106.4	106.8	107.0	107.0	107.4	102.5	102.5
Investor owned utilities		4981-12831	12/90	101.8	100.5	100.5	99.7	100.4	100.7	102.8	103.3	103.4	103.5	103.5	101.7	101.7
Non-investor owned utilities		4981-12841	12/90	115.3	103.3	102.9	102.8	103.0	125.9	125.9	125.8	126.4	126.3	128.6	106.7	106.3
Pacific		4981-129	12/90	165.6	155.1	154.9	155.1	155.1	160.0	182.0	181.9	181.8	181.8	159.9	159.6	159.6
Investor owned utilities		4981-12931	12/90	178.6	165.6	165.3	165.6	165.7	172.2	199.9	199.7	199.6	199.6	170.1	170.1	170.1
Non-investor owned utilities		4981-12941	12/90	119.4	116.6	116.6	116.6	116.4	116.4	121.7	121.7	121.7	121.7	121.7	120.6	120.6
Industrial		4981-13	12/90	117.7	114.6	113.9	114.1	113.9	115.9	120.7	121.8	122.0	122.6	117.7	117.3	117.4
New England		4981-131	12/90	102.3	102.0	102.6	102.1	102.5	101.0	105.5	101.6	101.9	101.7	102.3	102.3	102.3
Investor owned utilities		4981-13131	12/90	101.9	101.5	102.2	101.7	102.1	100.6	105.5	100.9	101.3	101.3	101.7	101.7	101.7
Non-investor owned utilities		4981-13141	12/90	104.1	104.1	103.9	103.9	103.6	102.8	104.5	104.5	104.1	103.2	104.8	104.7	104.7
Middle Atlantic		4981-132	12/90	109.5	111.3	109.5	108.9	109.0	109.0	109.7	109.6	110.1	111.1	108.6	108.7	108.8
Investor owned utilities		4981-13231	12/90	109.8	111.6	110.4	109.7	109.8	109.9	110.6	110.5	110.6	110.6	108.3	107.9	108.0
East North Central		4981-133	12/90	118.3	115.4	115.3	115.7	115.8	115.8	117.3	123.5	123.8	123.6	118.7	117.1	117.2
Investor owned utilities		4981-13331	12/90	118.8	116.0	115.9	116.3	116.1	116.3	117.8	124.4	124.6	124.4	119.2	117.6	117.6
Non-investor owned utilities		4981-13341	12/90	106.6	104.8	103.9	104.5	108.1	105.2	108.3	107.0	108.3	108.0	108.1	106.8	107.9
West North Central		4981-134	12/90	103.6	100.3	99.3	99.7	97.0	99.3	112.2	114.4	115.4	111.2	97.2	98.8	98.6
Investor owned utilities		4981-13431	12/90	104.2	101.1	99.8	100.3	97.1	99.9	113.6	115.5	116.7	111.6	96.4	99.1	98.7
Non-investor owned utilities		4981-13441	12/90	100.9	96.5	96.5	96.8	96.7	90.3	105.4	109.3	109.2	109.2	100.2	97.0	97.6
South Atlantic		4981-135	12/90	106.9	104.8	104.8	104.8	104.9	104.4	109.6	109.3	109.3	109.4	107.2	107.1	107.1
Investor owned utilities		4981-13531	12/90	107.7	105.3	105.3	105.3	105.3	104.8	110.7	110.4	110.4	110.4	108.0	108.0	108.0
Non-investor owned utilities		4981-13541	12/90	100.2	99.9	100.3	100.2	100.7	100.5	101.0	100.7	100.6	100.6	99.7	99.5	98.9

See footnotes at end of table.

Table 3. Producer price indexes for the net output of selected industries and their products, 2002¹—Continued

Industry and product	Industry code	Product code	Index base	Annual Average	January	February	March	April	May	June	July	August	September	October	November	December
Electric power and natural gas utilities—Continued																
East South Central	4981-136	12/90	104.7	104.8	104.8	104.9	104.3	104.4	104.9	104.9	104.9	104.9	105.0	104.5	104.5	104.3
Investor owned utilities	4981-13631	12/90	100.2	100.5	100.5	100.7	99.4	99.7	100.6	100.6	100.7	100.7	100.9	99.9	99.9	99.4
Non-investor owned utilities	4981-13641	12/90	108.2	108.2	108.2	108.2	108.2	108.2	108.2	108.2	108.2	108.2	108.2	108.2	108.2	108.2
West South Central	4981-137	12/90	135.9	129.5	127.2	129.5	142.1	128.6	132.1	142.4	141.6	140.7	146.6	137.7	137.2	138.4
Investor owned utilities	4981-13731	12/90	138.4	131.0	129.0	131.4	130.6	134.3	145.3	144.6	143.5	150.1	140.5	140.2	141.0	141.0
Non-investor owned utilities	4981-13741	12/90	112.5	115.5	110.7	107.9	110.7	112.0	115.6	113.9	114.5	112.7	112.3	109.4	109.4	114.5
Mountain	4981-138	12/90	101.1	100.5	98.8	97.8	98.4	101.1	101.4	102.2	102.3	104.0	104.2	101.4	101.4	101.7
Investor owned utilities	4981-13831	12/90	100.3	100.6	99.0	97.9	98.5	98.8	99.2	100.3	100.3	102.5	102.5	102.0	102.0	101.9
Non-investor owned utilities	4981-13841	12/90	107.1	100.5	97.6	97.3	98.5	116.5	116.4	114.5	115.1	114.3	115.7	98.1	100.5	100.5
Pacific	4981-139	12/90	146.8	136.1	136.0	136.2	136.3	147.9	156.5	156.4	156.7	156.7	156.7	147.6	147.6	147.5
Investor owned utilities	4981-13931	12/90	168.6	152.5	152.4	152.7	152.8	170.5	183.3	183.1	183.4	183.4	183.4	169.5	169.5	169.5
Non-investor owned utilities	4981-13941	12/90	104.0	103.7	103.6	103.6	103.6	103.6	104.1	104.2	104.5	104.5	104.5	104.5	104.5	104.1
Other ultimate consumers	4981-14	12/90	109.9	108.9	107.7	106.9	107.1	107.9	112.2	113.2	113.2	113.2	113.6	110.0	108.8	109.0
New England	4981-141	12/90	115.2	115.5	115.5	115.0	119.3	118.1	115.6	112.9	114.0	114.0	114.1	114.1	114.1	114.2
Investor owned utilities	4981-14131	12/90	115.4	115.9	115.9	115.3	120.3	119.0	116.0	112.7	114.0	114.0	114.1	114.0	114.0	114.2
Non-investor owned utilities	4981-14141	12/90	113.8	113.7	113.8	113.8	113.8	113.8	113.6	113.8	113.8	113.8	113.5	113.8	114.4	114.2
Middle Atlantic	4981-142	12/90	93.7	96.1	95.9	93.3	93.3	93.3	93.3	93.3	93.2	93.2	93.2	93.2	93.2	93.2
Investor owned utilities	4981-14231	12/90	102.3	107.2	107.2	101.4	101.4	101.4	101.4	101.4	101.4	101.1	101.1	101.1	101.1	101.1
Non-investor owned utilities	4981-14241	12/90	84.8	85.1	84.8	84.8	84.8	84.8	84.8	84.8	84.8	84.8	84.8	84.8	84.8	84.8
East North Central	4981-143	12/90	122.1	120.6	120.5	120.5	120.5	120.6	121.1	125.9	125.9	125.9	125.9	121.2	121.1	121.1
Investor owned utilities	4981-14331	12/90	122.3	120.8	120.8	120.7	120.8	120.8	121.2	126.2	126.2	126.2	126.2	121.4	121.3	121.3
Non-investor owned utilities	4981-14341	12/90	115.8	114.2	114.3	113.8	115.1	115.7	117.8	117.3	116.9	117.6	117.6	115.7	115.4	115.7
West North Central	4981-144	12/90	109.1	106.1	106.0	106.0	105.7	106.5	114.2	114.9	115.1	114.9	115.2	114.8	106.4	106.7
Investor owned utilities	4981-14431	12/90	109.3	106.7	106.6	106.5	106.1	106.9	115.1	114.9	115.2	114.8	114.8	106.4	106.2	106.7
Non-investor owned utilities	4981-14441	12/90	108.8	105.1	105.1	105.2	105.1	106.0	112.8	115.1	115.1	115.1	115.1	108.0	106.6	106.6
South Atlantic	4981-145	12/90	105.4	103.9	103.0	103.0	103.0	102.7	109.3	109.3	109.2	109.3	109.3	107.7	102.1	102.1
Investor owned utilities	4981-14531	12/90	106.0	103.4	103.4	103.4	103.4	103.2	110.5	110.5	110.5	110.5	110.5	108.7	102.6	102.6
Non-investor owned utilities	4981-14541	12/90	98.5	108.5	99.1	99.0	98.1	97.5	97.8	96.7	96.9	96.9	96.9	97.5	97.3	96.9
East South Central	4981-146	12/90	100.9	97.8	97.7	97.8	99.4	104.3	104.4	104.3	104.6	104.7	100.1	100.2	99.4	99.4
Investor owned utilities	4981-14631	12/90	103.8	99.2	99.1	99.2	101.5	102.3	109.1	108.9	109.3	109.4	102.7	102.7	101.6	101.6
Non-investor owned utilities	4981-14641	12/90	94.0	94.0	94.0	94.0	94.0	94.0	94.0	94.0	94.0	94.0	94.0	94.0	94.0	94.0
West South Central	4981-147	12/90	103.6	103.0	97.8	96.7	96.4	99.1	106.7	108.0	110.1	108.0	110.1	104.2	105.8	106.7
Investor owned utilities	4981-14731	12/90	103.3	102.9	97.2	96.2	95.8	98.5	106.5	108.2	107.9	110.4	104.0	105.8	106.8	106.8
Non-investor owned utilities	4981-14741	12/90	104.3	103.1	101.8	100.9	101.2	103.6	107.4	106.8	107.6	105.3	105.2	104.4	104.9	104.9
Mountain	4981-148	12/90	129.6	125.8	125.9	124.7	126.4	129.6	130.9	132.2	132.4	132.4	134.5	134.5	130.4	130.4
Investor owned utilities	4981-14831	12/90	127.4	125.2	125.2	123.7	126.0	126.0	127.7	129.5	129.8	129.7	129.7	129.7	128.0	128.0
Non-investor owned utilities	4981-14841	12/90	135.5	126.7	127.1	127.1	127.1	139.4	139.4	139.4	139.4	139.4	139.4	147.6	136.5	136.5
Pacific	4981-149	12/90	130.6	125.5	125.1	125.2	125.5	127.7	139.8	139.9	140.0	140.0	127.3	125.9	125.8	125.8
Investor owned utilities	4981-14931	12/90	152.6	141.7	141.2	141.3	142.3	147.2	172.1	172.0	172.1	172.1	172.1	143.1	143.1	143.1
Non-investor owned utilities	4981-14941	12/90	113.4	112.7	112.5	112.6	112.3	112.4	114.6	114.7	114.8	114.8	114.8	114.8	112.3	112.1
Natural gas	4981-2	12/90	129.7	130.3	125.9	125.2	128.8	126.3	125.4	124.7	124.9	127.3	131.7	141.6	143.8	143.8
Sales to ultimate consumers	4981-2A	12/90	130.3	130.8	125.9	125.1	129.2	126.7	125.6	124.9	124.9	127.7	132.8	143.5	146.1	146.1
Residential	4981-21	12/90	131.9	131.2	127.8	127.2	130.3	128.5	128.5	128.8	130.4	131.4	135.3	140.8	142.9	142.9
New England	4981-211	12/90	123.7	133.3	131.1	123.7	124.3	111.8	116.1	115.3	113.5	113.8	115.5	140.4	145.5	145.5
Investor owned utilities	4981-21131	12/90	123.6	133.3	131.1	123.6	124.2	111.6	115.9	115.1	113.3	113.6	115.3	140.5	145.7	145.7
Middle Atlantic	4981-212	12/90	133.6	132.1	131.1	130.6	131.7	128.1	128.9	129.6	132.1	132.0	140.3	143.5	143.5	143.5
Investor owned utilities	4981-21231	12/90	133.4	131.9	130.9	130.4	131.5	127.9	128.7	129.4	131.9	131.8	140.0	143.3	143.3	143.3
East North Central	4981-213	12/90	130.3	123.8	125.2	125.1	129.8	124.1	125.8	124.8	131.0	132.0	136.2	142.7	143.3	143.3
Investor owned utilities	4981-21331	12/90	129.4	129.4	124.2	124.1	128.9	123.1	124.9	123.8	130.2	131.1	135.5	142.1	142.7	142.7
West North Central	4981-214	12/90	144.3	147.6	138.9	138.2	147.7	145.1	145.4	146.3	139.8	140.5	143.3	145.8	152.5	152.5
Investor owned utilities	4981-21431	12/90	145.3	149.4	140.6	139.7	148.9	145.9	146.3	147.3	140.8	141.5	144.1	145.5	153.2	153.2
Non-investor owned utilities	4981-21441	12/90	130.5	125.8	117.1	116.6	131.8	133.8	132.6	131.9	126.6	127.5	132.1	145.9	141.6	141.6
South Atlantic	4981-215	12/90	142.4	144.2	135.5	137.6	133.1	138.5	139.2	143.1	143.4	143.6	144.1	149.3	157.3	157.3
Investor owned utilities	4981-21531	12/90	143.9	145.6	136.3	138.6	133.6	139.7	140.5	144.7	145.1	145.3	145.7	151.3	159.9	159.9
Non-investor owned utilities	4981-21541	12/90	127.1	129.4	126.9	126.6	126.7	125.6	125.4	126.1	125.6	126.0	126.8	128.8	130.9	130.9

See footnotes at end of table.

Table 3. Producer price indexes for the net output of selected industries and their products, 2002¹—Continued

Industry and product	Industry code	Product code	Index base	Annual Average	January	February	March	April	May	June	July	August	September	October	November	December
Electric power and natural gas utilities—Continued																
East South Central		4981-216	12/90	150.8	153.1	151.5	149.5	150.8	147.0	147.7	146.4	148.9	148.1	150.4	156.2	159.8
Investor owned utilities		4981-21631	12/90	145.6	149.3	145.3	141.6	143.4	140.5	140.7	139.3	143.7	145.4	147.6	154.7	155.7
Non-investor owned utilities		4981-21641	12/90	163.7	162.6	167.2	169.7	169.3	163.5	165.5	164.3	162.0	154.5	157.0	159.4	169.9
West South Central		4981-217	12/90	99.3	104.0	105.0	103.6	101.7	97.3	96.0	93.7	90.1	92.8	92.4	107.2	107.6
Investor owned utilities		4981-21731	12/90	95.8	101.4	102.7	102.0	98.6	93.5	92.2	89.4	86.4	89.1	89.1	102.6	102.8
Non-investor owned utilities		4981-21741	12/90	133.3	128.4	126.4	117.3	132.4	134.9	133.8	136.8	127.3	129.1	125.4	152.7	155.6
Mountain		4981-218	12/90	134.8	148.3	144.1	143.1	131.9	132.1	134.2	133.4	132.6	133.6	128.6	127.3	129.0
Investor owned utilities		4981-21831	12/90	135.2	149.3	144.7	144.0	132.0	132.4	134.7	133.8	133.0	133.7	129.0	127.5	128.8
Non-investor owned utilities		4981-21841	12/90	128.6	133.8	134.3	129.3	129.4	127.0	127.0	126.9	126.9	131.9	122.4	123.7	130.9
Pacific		4981-219	12/90	135.5	128.9	112.1	112.4	129.8	143.9	134.2	137.4	138.7	142.6	150.8	147.2	147.6
Investor owned utilities		4981-21931	12/90	135.5	129.0	111.9	112.2	130.0	144.0	134.1	137.4	138.7	142.7	151.0	147.2	147.6
Commercial		4981-22	12/90	135.0	135.6	132.5	131.3	133.8	130.7	130.0	129.5	129.4	131.5	136.2	148.4	151.0
New England		4981-221	12/90	127.1	127.3	134.0	125.4	126.0	116.8	121.6	120.8	118.4	118.7	120.9	144.8	150.6
Investor owned utilities		4981-22131	12/90	127.0	127.2	134.0	125.3	125.9	116.5	121.4	120.6	118.2	118.4	120.7	145.0	150.9
Middle Atlantic		4981-222	12/90	134.5	129.0	129.0	131.5	128.6	129.9	131.3	130.8	126.4	130.8	139.8	154.6	153.1
Investor owned utilities		4981-22231	12/90	134.4	128.0	128.9	131.5	128.6	129.8	131.2	130.7	126.3	130.7	139.8	154.5	153.0
East North Central		4981-223	12/90	133.7	127.1	128.6	128.1	133.4	129.4	128.9	127.8	133.0	134.6	139.5	146.8	147.3
Investor owned utilities		4981-22331	12/90	132.8	126.0	127.5	127.0	132.5	128.3	127.8	126.6	132.7	138.7	146.2	146.7	147.6
West North Central		4981-224	12/90	129.6	129.2	119.0	119.4	131.4	128.4	126.9	128.8	122.7	126.5	131.4	143.6	147.4
Investor owned utilities		4981-22431	12/90	129.8	129.4	118.9	119.2	132.0	128.6	127.0	129.2	122.8	127.0	131.6	143.5	148.0
Non-investor owned utilities		4981-22441	12/90	126.5	126.6	119.8	121.1	123.6	124.9	125.4	124.4	120.9	120.0	128.3	144.2	139.2
South Atlantic		4981-225	12/90	144.9	144.7	139.4	134.6	138.0	140.2	140.7	143.5	144.7	146.2	145.1	155.7	166.0
Investor owned utilities		4981-22531	12/90	147.4	147.2	141.4	136.3	140.1	142.3	143.1	146.0	147.5	149.0	147.4	158.9	169.9
Non-investor owned utilities		4981-22541	12/90	115.7	115.7	116.3	115.2	114.2	114.9	113.3	113.7	112.7	113.9	118.1	119.0	121.9
East South Central		4981-226	12/90	153.3	155.3	154.1	150.4	152.4	150.5	149.9	149.2	151.2	149.9	153.0	159.7	163.9
Investor owned utilities		4981-22631	12/90	147.7	151.8	147.5	140.9	143.5	141.6	141.7	140.4	146.7	148.0	150.6	159.7	160.3
Non-investor owned utilities		4981-22641	12/90	164.6	162.4	167.5	169.7	170.4	168.6	166.4	167.1	160.2	153.8	157.9	159.8	171.2
West South Central		4981-227	12/90	96.3	98.9	99.7	99.9	99.3	94.2	93.9	90.7	86.7	90.5	90.1	105.4	105.9
Investor owned utilities		4981-22731	12/90	92.8	95.9	97.0	98.1	96.1	90.4	90.3	86.5	83.1	87.0	86.9	100.9	101.1
Non-investor owned utilities		4981-22741	12/90	140.0	135.2	131.1	121.0	138.7	141.9	140.5	144.1	133.0	135.1	130.8	162.8	166.2
Mountain		4981-228	12/90	144.4	163.0	156.6	155.3	144.6	144.6	144.2	143.5	140.6	140.9	135.9	130.8	132.7
Investor owned utilities		4981-22831	12/90	146.7	166.3	159.2	158.5	146.8	147.2	146.8	146.0	142.8	143.0	138.0	132.1	133.5
Non-investor owned utilities		4981-22841	12/90	118.7	126.5	127.2	119.4	119.5	115.7	115.7	115.6	115.6	117.8	112.0	116.3	123.3
Pacific		4981-229	12/90	150.5	166.0	148.6	146.1	154.0	144.1	136.5	135.1	139.8	139.8	151.6	169.4	174.7
Investor owned utilities		4981-22931	12/90	151.2	167.0	149.3	146.8	155.1	144.7	136.9	135.8	140.5	140.5	152.5	170.3	175.5
Industrial		4981-23	12/90	136.5	139.0	133.6	131.9	135.3	132.9	131.1	130.0	128.6	132.7	137.5	151.5	154.0
New England		4981-231	12/90	102.6	103.4	97.4	94.7	100.5	97.5	101.1	97.4	95.7	98.6	101.7	119.2	124.3
Investor owned utilities		4981-23131	12/90	102.6	103.1	97.0	94.3	100.1	97.2	100.8	97.6	95.8	98.8	101.9	119.5	124.6
Middle Atlantic		4981-232	12/90	140.9	133.8	134.8	136.3	133.0	137.2	140.7	139.5	135.0	138.1	146.3	158.6	157.6
Investor owned utilities		4981-23231	12/90	141.3	134.1	135.1	136.6	133.3	137.5	141.0	139.9	135.3	138.5	146.7	159.0	158.0
East North Central		4981-233	12/90	130.8	124.5	123.9	120.6	128.7	125.8	128.1	126.9	128.4	131.7	138.1	145.8	146.7
Investor owned utilities		4981-23331	12/90	130.2	123.9	123.2	119.9	128.1	125.1	127.6	126.3	127.8	131.2	137.6	145.5	146.4
West North Central		4981-234	12/90	124.3	122.0	112.3	109.7	121.6	120.0	117.4	125.5	120.6	122.9	128.8	145.3	146.1
Investor owned utilities		4981-23431	12/90	123.7	121.1	111.5	108.7	120.8	119.2	116.5	125.1	120.3	122.6	128.4	144.7	145.5
Non-investor owned utilities		4981-23441	12/90	137.8	142.7	129.2	130.1	137.3	137.9	135.1	132.6	126.2	129.2	137.0	158.9	157.8
South Atlantic		4981-235	12/90	135.5	132.3	125.1	122.8	130.8	135.4	135.3	134.8	135.2	138.6	137.0	145.3	153.6
Investor owned utilities		4981-23531	12/90	139.0	135.8	126.9	124.4	133.4	138.0	138.8	138.0	139.3	143.2	140.5	149.9	159.2
Non-investor owned utilities		4981-23541	12/90	115.1	111.6	113.7	112.1	115.0	119.3	114.6	115.4	111.0	112.3	116.3	118.5	121.4
East South Central		4981-236	12/90	145.2	145.1	139.9	137.3	142.7	147.5	146.8	144.6	142.8	140.7	146.3	152.7	156.2
Investor owned utilities		4981-23631	12/90	128.2	126.0	117.6	115.0	123.1	130.6	130.6	127.1	125.7	125.7	132.8	141.2	142.3
Non-investor owned utilities		4981-23641	12/90	179.9	183.6	184.5	181.9	182.3	181.9	179.7	180.1	177.5	171.2	174.2	176.6	185.0
West South Central		4981-237	12/90	133.6	148.3	152.9	152.9	137.3	128.9	123.6	121.5	116.7	117.4	117.0	145.0	141.8
Investor owned utilities		4981-23731	12/90	133.6	148.4	153.1	153.2	137.4	128.9	123.5	121.3	116.6	117.3	116.9	144.9	141.5
Mountain		4981-238	12/90	184.9	204.5	198.0	197.6	184.7	185.3	185.0	184.6	184.4	184.5	182.3	163.4	164.3
Investor owned utilities		4981-23831	12/90	185.5	205.1	198.6	198.3	185.4	186.0	185.7	185.3	185.1	185.1	182.8	163.8	164.4

See footnotes at end of table.

Table 3. Producer price indexes for the net output of selected industries and their products, 2002¹—Continued

Industry and product	Industry code	Product code	Index base	Annual Average	January	February	March	April	May	June	July	August	September	October	November	December
Electric power and natural gas utilities—Continued																
Non-investor owned utilities		4981-23841	12/90	104.5	117.8	119.7	95.4	97.0	89.2	89.2	87.5	87.2	99.2	105.9	120.2	146.3
Pacific		4981-239	12/90	148.8	160.2	135.5	132.7	151.4	143.0	131.5	128.9	128.9	144.2	156.9	181.3	191.3
Investor owned utilities		4981-23931	09/97	172.7	186.0	157.3	153.9	175.6	165.9	152.5	149.5	149.6	167.4	182.2	210.4	222.1
Electric utilities		4981-24	12/90	103.9	102.9	89.8	92.1	105.8	101.4	98.0	93.8	93.3	99.8	110.7	127.4	132.3
East North Central		4981-243	12/90	183.8	190.1	178.0	168.8	196.2	165.8	177.8	168.9	162.1	171.2	180.7	231.9	213.6
Investor owned utilities		4981-24331	12/90	184.0	190.4	178.3	169.1	196.4	166.1	178.0	169.1	162.3	171.4	181.0	232.2	213.9
West North Central		4981-244	12/90	144.2	130.4	108.6	119.8	147.0	147.3	145.7	142.7	133.2	143.1	155.1	178.7	178.5
Investor owned utilities		4981-24431	12/90	161.3	145.3	120.8	133.2	166.8	163.9	162.5	159.6	148.8	160.2	173.7	200.0	200.7
Non-investor owned utilities		4981-24441	12/90	118.1	107.6	89.8	99.1	117.5	121.7	120.0	116.8	109.2	116.9	126.9	146.4	144.9
Other ultimate consumers		4981-25	12/90	120.2	129.7	120.5	113.8	119.0	114.4	111.0	110.7	114.3	118.2	122.1	132.2	135.9
New England		4981-251	12/90	100.2	112.0	109.2	101.7	101.7	92.5	94.7	94.6	87.2	86.3	93.4	111.6	117.7
Middle Atlantic		4981-252	12/90	145.4	141.9	141.3	141.0	142.1	142.2	143.3	143.5	143.8	143.9	153.0	154.3	154.1
Investor owned utilities		4981-25231	12/90	145.4	141.9	141.3	141.0	142.1	142.2	143.3	143.5	143.8	143.9	153.0	154.3	154.1
East North Central		4981-253	12/90	139.2	128.5	132.5	131.3	132.6	128.1	129.1	129.0	149.7	150.0	151.6	153.7	154.4
Investor owned utilities		4981-25331	12/90	139.1	128.3	132.3	131.2	132.4	127.9	128.9	128.8	149.7	150.0	151.7	153.8	154.5
West North Central		4981-254	12/90	141.5	150.0	139.1	133.5	141.5	141.5	143.3	148.6	140.9	139.9	141.4	133.7	144.6
Investor owned utilities		4981-25431	12/90	142.1	152.7	141.5	135.0	142.3	142.1	144.4	150.4	142.7	140.9	141.8	129.2	142.9
Non-investor owned utilities		4981-25441	12/90	135.3	130.2	121.0	121.9	133.8	135.6	134.2	134.8	127.3	131.6	136.7	162.7	154.3
South Atlantic		4981-255	12/90	140.1	140.3	140.4	128.7	137.4	137.5	137.4	137.5	139.8	145.0	140.6	144.0	152.2
Non-investor owned utilities		4981-25541	12/90	137.4	135.6	135.7	135.3	134.8	135.3	134.8	135.3	134.6	140.9	142.2	141.8	142.7
East South Central		4981-256	12/90	156.0	153.5	153.0	154.9	158.8	154.0	150.9	149.8	152.0	157.7	157.7	171.7	171.7
Investor owned utilities		4981-25631	12/90	153.1	156.2	151.2	148.5	152.7	146.2	146.7	143.8	149.6	153.5	156.3	165.8	166.6
Non-investor owned utilities		4981-25641	12/90	165.1	143.4	158.2	175.7	178.4	179.9	164.6	174.4	149.4	146.1	161.6	162.1	187.9
West South Central		4981-257	12/90	104.6	98.2	100.4	104.2	108.4	104.9	98.2	104.5	96.8	102.9	98.4	120.8	117.8
Investor owned utilities		4981-25731	12/90	103.3	96.7	99.1	103.0	107.2	103.5	96.9	103.1	95.4	101.6	96.9	119.6	116.6
Non-investor owned utilities		4981-25741	12/90	226.5	234.1	220.8	212.7	218.3	236.7	222.9	230.1	227.1	228.0	232.7	225.9	228.4
Mountain		4981-258	12/90	137.0	146.5	147.1	144.9	138.0	137.9	138.1	137.5	137.4	137.0	127.7	126.0	125.2
Investor owned utilities		4981-25831	12/90	134.5	146.8	146.8	146.8	133.3	133.3	133.3	133.3	133.3	133.3	125.9	124.1	124.1
Non-investor owned utilities		4981-25841	12/90	138.7	145.0	146.3	141.6	142.5	142.3	141.5	141.3	140.4	128.8	127.1	125.4	125.4
Pacific		4981-259	12/90	85.4	106.4	85.6	79.8	85.9	76.8	69.0	68.1	71.8	76.5	88.5	107.2	109.5
Investor owned utilities		4981-25931	12/90	85.4	106.5	85.6	79.8	85.9	76.7	68.9	68.1	71.8	76.5	88.5	107.2	109.5
Delivered to ultimate consumers for the account of others (transportation only)		4981-26	12/90	105.5	106.3	106.6	106.6	106.3	103.8	104.1	104.2	104.7	104.6	104.5	107.5	106.8
Commercial consumer		4981-261	12/90	190.4	190.4	190.4	190.4	190.4	190.4	190.4	190.4	190.4	190.4	190.4	190.4	190.4
Investor owned utilities		4981-26111	12/90	194.4	194.4	194.4	194.4	194.4	194.4	194.4	194.4	194.4	194.4	194.4	194.4	194.4
Industrial consumer		4981-262	12/90	99.1	100.1	100.5	100.5	100.1	96.7	97.2	97.3	98.0	97.9	101.7	100.8	
Investor owned utilities		4981-26211	12/90	99.5	100.6	101.0	101.0	100.6	97.1	97.6	97.7	98.4	98.3	102.3	101.3	
Non-investor owned utilities		4981-26212	12/90	77.8	77.8	77.3	77.3	77.8	77.8	77.8	77.9	77.9	77.9	77.9	77.9	
Electric utilities		4981-263	12/90	229.1	229.2	229.2	229.2	229.5	229.5	229.5	229.5	229.5	229.5	228.4	228.4	228.4
Investor owned utilities		4981-26311	12/90	229.1	229.2	229.2	229.2	229.5	229.5	229.5	229.5	229.5	229.5	228.4	228.4	228.4
Other consumers		4981-264	12/90	70.3	65.2	65.2	66.2	65.5	80.6	80.2	70.3	70.7	70.7	70.5	69.1	69.9
Investor owned utilities		4981-26411	12/90	70.3	65.2	65.2	66.2	65.5	80.6	80.1	70.3	70.6	70.6	70.5	69.1	69.9
Utility products and services, other than distribution and transportation		4981-3	12/90	135.9	136.2	135.0	135.1	135.1	136.1	136.1	136.1	136.1	136.1	136.1	136.1	136.1
Secondary products and miscellaneous receipts		4981-SM														
Miscellaneous receipts		4981-M	12/90	127.2	125.9	126.7	126.8	126.7	126.8	127.0	126.9	127.9	127.8	127.8	128.0	128.1
Scrap and waste materials	5093		12/86	129.3	112.6	115.6	118.8	124.2	129.3	135.8	139.5	137.7	136.2	134.5	134.0	133.6
Primary products		5093-P	12/86	130.5	113.7	116.7	120.0	125.4	130.5	137.1	140.9	139.0	137.5	135.8	135.2	134.9
Metal scrap		5093-A	12/86	141.0	123.9	128.6	133.8	139.9	144.8	147.3	148.9	146.7	146.4	144.5	143.6	143.3
Ferrous scrap		5093-1	12/86	130.3	105.9	112.4	116.8	125.5	135.7	138.3	140.6	141.9	141.2	139.3	133.7	131.9
Carbon steel scrap		5093-11	12/86	135.0	110.0	116.3	120.5	129.4	140.9	144.3	145.9	147.1	144.8	138.0	135.5	
Heavy melting scrap		5093-111	12/86	123.8	101.5	107.2	110.6	118.8	130.0	133.7	134.1	134.9	132.7	132.3	126.3	123.0
South		5093-11115	12/86	136.7	113.3	118.8	123.9	128.8	141.6	147.5	148.6	148.1	146.4	147.0	140.0	136.2
West		5093-11116	12/86	117.3	99.4	104.5	112.5	125.0	127.5	128.1	126.5	122.4	115.6	116.5	115.4	113.8

See footnotes at end of table.

Table 3. Producer price indexes for the net output of selected industries and their products, 2002¹—Continued

Industry and product	Industry code	Product code	Index base	Annual Average	January	February	March	April	May	June	July	August	September	October	November	December
Scrap and waste materials—Continued																
Pennsylvania, Middle Atlantic, New England		5093-11117	06/96	63.7	56.9	62.7	64.3	62.3	64.7	63.0	61.5	63.2	66.5	66.4	64.4	68.6
North Central		5093-11118	06/96	70.9	55.6	58.3	59.0	67.0	75.4	78.4	79.2	80.5	78.0	77.2	72.9	68.9
Bundles		5093-112	12/86	137.6	108.9	114.9	119.4	129.8	142.5	145.3	148.5	155.0	154.5	150.7	140.9	141.0
South		5093-11215	12/86	140.2	148.7	148.7	153.3	182.7	185.8	180.3	185.8	192.8	190.2	184.9	177.9	180.0
North Central		5093-11218	06/96	73.5	57.2	60.0	62.8	69.0	75.9	77.8	79.9	83.7	84.2	82.4	75.2	74.5
Shredded scrap		5093-113	12/86	96.0	80.9	86.5	89.1	95.4	101.6	101.9	102.6	101.4	101.3	99.3	96.3	95.6
South		5093-11315	12/86	106.4	91.4	98.7	101.2	108.4	109.1	110.9	116.8	(¹)	(¹)	109.1	102.8	(¹)
North Central		5093-11318	06/96	66.2	53.3	57.3	58.7	66.3	73.6	72.1	70.2	69.6	70.0	69.8	66.6	66.6
Cut plate and structural scrap		5093-114	12/86	137.5	117.9	124.3	126.7	133.5	141.7	142.8	144.0	145.7	146.0	144.7	140.8	142.4
South		5093-11415	12/86	132.4	111.2	116.8	119.7	126.1	140.1	140.1	142.1	145.3	144.7	138.2	130.2	134.6
West		5093-11416	06/96	72.6	63.7	68.0	70.7	71.1	70.3	75.4	75.6	73.2	73.6	76.0	75.2	78.8
North Central		5093-11418	06/96	80.5	69.8	73.6	74.3	79.1	82.2	82.3	82.7	83.8	84.3	85.3	84.7	83.7
Other carbon steel scrap		5093-115	12/86	189.7	148.5	155.6	164.9	176.7	196.3	207.3	210.5	213.3	213.3	207.7	197.5	184.6
North Central		5093-11518	06/96	73.6	57.7	61.5	63.6	71.0	78.5	79.4	80.5	82.4	82.2	80.5	74.7	71.0
Stainless and alloy steel scrap		5093-12	12/86	116.8	91.4	101.2	108.5	117.5	120.1	117.8	126.0	122.0	121.9	122.5	124.6	127.6
West		5093-12116	03/90	76.6	66.5	70.0	73.5	77.0	80.4	79.6	79.0	77.8	78.5	78.5	78.5	80.2
Pennsylvania, Middle Atlantic, New England		5093-12117	06/96	81.3	62.9	66.4	71.5	79.2	84.1	84.0	88.8	86.2	85.3	88.0	87.8	91.1
Cast iron scrap		5093-13	12/86	100.1	90.5	93.0	93.5	98.1	103.8	103.4	103.4	106.3	106.3	105.2	99.7	99.2
North Central		5093-13118	06/96	59.2	51.7	54.8	54.4	57.8	61.3	61.3	61.7	62.8	63.8	63.0	59.2	59.2
Nonferrous scrap		5093-2	12/86	152.5	143.8	146.4	152.5	155.5	154.6	156.9	157.7	151.5	151.8	149.9	154.2	155.6
Aluminum scrap		5093-21	12/86	134.2	126.3	128.5	133.3	138.1	138.5	138.5	132.2	133.3	133.3	132.9	135.3	135.8
Aluminum scrap - new		5093-211	12/86	136.4	125.2	127.0	135.0	140.2	141.6	140.5	142.1	133.6	137.3	136.0	139.5	138.4
Solids and clippings		5093-21111	12/86	130.7	120.6	122.1	130.7	135.7	135.8	134.0	135.5	126.8	131.3	129.9	133.9	132.5
Borings and turnings		5093-21112	06/96	88.2	78.6	80.9	82.5	85.7	91.3	93.6	94.8	91.3	89.8	89.5	89.5	90.4
Aluminum scrap - old		5093-212	12/86	127.6	123.1	125.6	127.1	131.4	130.8	130.9	130.1	126.4	124.9	125.4	126.7	128.6
Used cans		5093-21211	12/86	133.8	129.9	131.2	132.8	136.4	135.7	135.7	136.6	133.1	131.7	133.3	134.2	135.1
Other old scrap		5093-21212	12/86	115.2	110.0	114.2	115.5	120.5	120.2	120.4	117.5	113.5	111.9	110.8	112.7	115.8
Copper and brass scrap		5093-22	12/86	116.7	112.3	113.3	115.6	116.9	119.3	118.8	120.1	115.4	114.6	113.7	118.7	121.5
No. 1 heavy wire		5093-221	12/86	97.7	94.2	97.1	98.7	99.5	98.9	102.0	102.9	97.5	93.4	92.0	96.5	99.7
No. 2 wire, mixed		5093-222	12/86	122.9	116.5	120.0	122.2	124.9	125.6	127.4	128.2	118.4	119.2	119.7	124.6	127.8
Yellow brass		5093-223	12/86	123.8	117.8	114.5	120.6	122.5	126.8	122.2	125.6	124.8	126.3	125.5	128.5	130.2
Other copper and brass scrap		5093-224	12/86	(¹)	118.0	(¹)	121.1	(¹)	(¹)	121.1	(¹)	(¹)	(¹)	(¹)	(¹)	(¹)
Other nonferrous scrap		5093-26	12/86	168.4	200.1	218.1	207.8	158.7	141.4	157.2	157.2	(¹)	153.8	153.6	158.0	158.0
Recovered paper		5093-B	12/86	96.2	77.3	77.1	75.9	80.5	87.4	104.9	114.6	113.5	107.1	105.9	105.7	104.4
Corrugated		5093-51	12/86	79.9	53.8	53.2	51.4	61.1	80.1	115.0	126.8	113.4	86.0	78.2	73.5	67.0
Northeast		5093-511	12/86	40.1	22.4	19.9	20.1	27.6	38.6	64.7	70.5	59.0	43.4	43.4	39.7	32.5
North Central		5093-512	12/86	141.3	83.6	83.6	83.6	104.5	131.1	196.0	243.6	211.3	162.4	145.5	134.8	115.5
South		5093-513	12/86	119.6	74.6	73.5	67.7	80.7	111.2	173.0	213.5	188.4	130.2	115.1	110.0	97.1
West		5093-514	12/86	55.5	42.4	42.4	42.8	(¹)	62.0	78.3	(¹)	65.7	58.1	54.4	50.2	48.9
News		5093-52	12/86	91.8	66.2	64.0	65.5	70.0	76.9	91.0	109.2	111.3	111.6	113.0	115.8	107.1
Northeast		5093-521	12/86	96.3	64.9	63.1	64.2	68.1	85.3	100.2	122.5	110.5	116.8	123.8	126.4	109.4
North central		5093-522	12/86	56.7	37.2	34.9	34.9	39.8	45.0	56.7	68.5	72.9	72.9	75.6	69.1	
South		5093-523	12/86	161.6	105.6	107.5	107.7	111.0	121.1	156.9	197.2	210.4	205.3	205.3	212.2	198.6
West		5093-524	12/86	138.1	111.4	107.8	112.6	116.9	122.2	135.0	157.8	158.3	158.3	160.4	162.4	153.9
Mixed papers		5093-53	12/86	379.1	162.7	167.5	168.0	209.0	310.4	455.4	597.2	550.0	515.5	504.3	464.4	444.3
Northeast		5093-531	12/86	1048.3	302.7	342.9	346.2	560.7	788.5	1437.0	1784.4	1715.1	1452.4	1352.0	1320.9	1176.6
North central		5093-532	12/86	160.4	95.8	95.8	95.8	112.7	113.5	153.9	253.2	219.7	219.4	219.4	173.3	172.7
South		5093-533	12/86	503.0	150.0	150.8	150.8	150.8	524.8	677.8	772.9	703.9	693.0	693.0	690.4	678.1
West		5093-534	12/86	361.2	281.5	281.5	281.5	322.8	359.0	384.8	395.1	408.0	428.7	441.6	454.5	
High grades: pulp substitutes and deinking		5093-54	12/86	97.8	89.6	89.5	87.4	88.8	89.8	94.6	99.0	102.6	105.6	107.1	109.0	111.2
Northeast		5093-541	12/86	47.0	40.4	40.2	40.8	41.9	42.6	44.3	48.2	50.7	51.0	52.1	53.8	57.4
North central		5093-542	12/86	123.1	115.8	115.7	111.7	113.1	120.0	113.1	120.0	123.3	132.6	132.7	135.0	135.5
South		5093-543	12/86	104.8	95.3	94.8	88.2	89.9	93.4	100.9	106.6	108.1	115.6	121.1	121.4	121.9
West		5093-544	12/86	170.2	160.2	161.6	161.6	162.4	168.0	169.9	168.6	170.5	176.2	181.9	181.9	179.2
Waste paper exports		5093-55	12/86	119.4	81.0	82.1	82.8	91.5	101.9	142.7	159.7	156.8	138.1	134.4	132.2	129.4

See footnotes at end of table.

Table 3. Producer price indexes for the net output of selected industries and their products, 2002¹—Continued

Industry and product	Industry code	Product code	Index base	Annual Average	January	February	March	April	May	June	July	August	September	October	November	December
Scrap and waste materials—Continued																
Waste materials other than metal and paper		5093-C	12/86	113.4	111.6	109.5	109.8	109.9	108.5	111.7	113.1	112.7	117.3	116.2	118.9	121.2
Waste rags and textile waste		5093-6	12/86	102.1	103.6	103.6	103.6	103.6	101.9	101.9	101.9	100.7	100.7	100.7	101.9	101.9
Wiping cloths		5093-7	12/86	87.8	88.0	87.8	87.8	87.8	87.8	87.8	87.8	87.8	87.8	87.8	87.8	87.8
Other waste materials, incl. glass, plastic, oil		5093-8	12/86	147.5	139.3	132.6	133.5	134.0	131.9	142.6	147.2	147.4	162.6	159.1	166.3	173.9
Plastics		5093-821	06/96	89.3	87.8	84.7	84.3	78.6	83.1	88.4	88.4	88.4	90.6	96.6	96.6	103.9
Glass		5093-831	06/96	(²)	142.7	142.7	142.7	142.7	142.7	142.7	142.7	138.9	(²)	(²)	(²)	(²)
Other receipts		5093-SM	12/86	127.1	117.8	119.3	120.9	124.8	126.9	128.6	129.8	129.8	132.9	132.9	129.7	131.5
Food stores	54		12/99	113.4	114.5	113.4	112.3	113.7	110.5	112.7	111.6	113.1	114.9	113.3	115.6	114.6
Grocery stores	541		12/99	113.6	115.0	113.8	112.6	114.1	110.5	112.7	111.8	113.3	115.2	113.5	116.0	114.9
Grocery stores	5411		12/99	113.6	115.0	113.8	112.6	114.1	110.5	112.7	111.8	113.3	115.2	113.5	116.0	114.9
Primary services		5411-P	12/99	113.7	115.1	113.8	112.7	114.2	110.6	112.7	111.8	113.4	115.3	113.6	116.1	115.0
Supermarkets		5411-3	12/99	115.0	117.2	116.1	115.6	115.4	111.8	113.7	112.9	113.7	116.5	114.6	116.1	115.9
Meat department		5411-301	12/99	99.4	95.2	92.2	94.1	97.5	101.7	102.2	106.2	97.7	98.3	98.4	100.8	108.1
Produce department		5411-302	12/99	133.6	145.4	139.5	137.7	143.8	125.1	135.9	130.3	130.1	134.8	121.5	136.4	122.4
Bakery department		5411-303	12/99	138.7	138.4	138.8	137.7	136.8	136.8	136.8	136.3	139.3	138.3	141.4	141.1	142.7
Dairy department		5411-304	12/99	96.7	97.8	97.5	92.7	96.6	97.1	98.3	98.4	96.0	93.1	94.9	99.7	98.2
Frozen foods department		5411-306	12/99	128.3	134.3	139.5	142.3	139.5	126.0	128.4	126.8	127.4	126.3	122.9	113.3	113.3
Edible grocery department		5411-307	12/99	118.8	116.9	117.7	116.7	114.2	115.9	113.7	117.4	117.4	122.6	125.4	123.1	125.1
Nonedible grocery department		5411-308	12/99	104.3	113.7	111.3	110.6	102.8	92.8	96.9	96.0	100.8	106.2	105.2	106.0	109.1
Health and beauty care department		5411-309	12/99	107.9	109.9	108.8	109.2	107.7	106.3	106.8	105.5	105.0	107.5	109.2	109.9	109.0
General merchandise department		5411-311	12/99	112.8	119.7	118.8	117.6	107.7	109.1	109.8	109.8	115.5	115.7	113.2	115.7	100.7
Convenience food stores		5411-4	12/99	103.5	98.1	95.4	89.1	104.4	100.6	105.1	103.2	110.6	105.6	105.9	116.2	107.6
Convenience food (only) stores		5411-401	12/99	120.3	118.1	116.9	117.4	121.3	121.3	121.3	121.3	121.3	121.3	121.3	121.3	121.3
Convenience food/gasoline stores		5411-402	12/99	88.4	80.3	76.2	63.8	89.3	82.0	90.7	87.1	101.1	91.6	92.0	111.6	95.4
Meat and fish (seafood) markets	542		12/99	103.5	106.8	104.2	98.5	101.6	107.3	118.5	99.6	105.8	101.8	98.7	98.5	100.6
Meat and fish (seafood) markets	5421		12/99	103.5	106.8	104.2	98.5	101.6	107.3	118.5	99.6	105.8	101.8	98.7	98.5	100.6
Primary services		5421-P	12/99	103.5	106.8	104.2	98.5	101.6	107.3	118.5	99.6	105.8	101.8	98.7	98.5	100.6
Fruit and vegetable markets	543		12/99	110.5	106.8	111.2	112.9	106.7	113.7	111.0	105.9	109.5	120.6	115.7	107.7	104.6
Fruit and vegetable markets	5431		12/99	110.5	106.8	111.2	112.9	106.7	113.7	111.0	105.9	109.5	120.6	115.7	107.6	104.6
Primary services		5431-P	12/99	110.2	106.5	110.9	112.5	106.4	113.4	110.7	105.6	109.2	120.3	115.3	107.4	104.3
Candy, nut, and confectionery stores	544		12/99	110.2	109.2	109.2	109.5	108.9	109.3	109.3	111.0	111.0	111.1	110.8	111.3	111.4
Candy, nut, and confectionery stores	5441		12/99	110.2	109.2	109.2	109.5	108.9	109.3	109.3	111.0	111.0	111.1	110.8	111.3	111.4
Primary services		5441-P	12/99	110.1	109.1	109.1	109.3	108.8	109.1	109.1	110.9	110.9	111.0	110.7	111.2	111.3
Retail bakeries	546		12/99	107.6	104.6	105.2	106.8	106.9	106.9	107.4	107.6	107.7	107.9	107.7	110.9	110.9
Retail bakeries	5461		12/99	107.6	104.6	105.2	106.8	106.9	106.9	107.4	107.6	107.7	107.9	107.7	110.9	110.9
Primary services		5461-P	12/99	107.6	104.7	105.3	106.8	106.9	106.9	107.4	107.6	107.8	107.9	107.8	111.0	111.0
Miscellaneous food stores	549		12/99	130.6	128.8	129.7	129.3	129.2	125.9	125.9	133.0	131.6	133.5	133.5	134.0	132.7
Miscellaneous food stores	5499		12/99	130.6	128.8	129.7	129.3	129.2	125.9	125.9	133.0	131.6	133.5	133.5	134.0	132.7
Primary services		5499-P	12/99	130.6	128.8	129.7	129.3	129.2	125.9	125.9	133.0	131.6	133.5	133.5	134.0	132.7
Automotive dealers and gasoline service stations	55		12/01	92.7	95.9	99.5	91.8	90.3	99.1	98.2	98.8	93.3	84.3	84.3	91.2	86.1

See footnotes at end of table.

Table 3. Producer price indexes for the net output of selected industries and their products, 2002¹—Continued

Industry and product	Industry code	Product code	Index base	Annual Average	January	February	March	April	May	June	July	August	September	October	November	December
New car dealers	551		12/99	108.7	105.8	108.8	109.0	109.2	109.6	109.4	109.5	108.9	108.8	108.9	109.2	107.7
New car dealers	5511		12/99	108.7	105.8	108.8	109.0	109.2	109.6	109.4	109.5	108.9	108.8	108.9	109.2	107.7
Primary services		5511-P	12/99	109.3	106.3	109.4	109.6	109.8	110.2	110.0	110.1	109.5	109.3	109.4	109.7	108.2
Vehicle sales		5511-1	12/99	100.2	100.2	100.8	101.2	101.1	102.3	101.2	101.3	99.8	99.4	99.3	99.6	95.8
New vehicle sales		5511-101	12/99	100.7	99.8	100.2	100.7	101.0	102.8	101.9	102.3	100.2	100.2	100.1	101.0	97.6
Service labor and parts		5511-2	12/99	115.4	110.4	115.1	115.3	115.6	115.5	115.8	115.9	116.0	115.9	116.2	116.5	116.5
Other receipts		5511-SM	12/99	103.7	100.6	102.3	102.5	102.8	103.4	104.6	104.0	103.8	104.7	105.9	107.1	102.1
Auto and home supply stores	553		12/01	100.9	99.5	99.7	99.5	101.2	100.7	101.6	101.8	101.4	100.9	100.7	102.0	102.3
Auto and home supply stores	5531		12/01	100.9	99.5	99.7	99.5	101.2	100.7	101.6	101.8	101.4	100.8	100.6	102.0	102.3
Primary services		5531-P	12/01	100.9	99.5	99.6	99.4	101.1	100.6	101.6	101.8	101.3	100.8	100.6	102.0	102.3
Gasoline service stations	554		06/01	66.8	85.4	92.5	63.5	57.3	88.0	84.1	86.3	68.0	36.3	35.5	59.8	44.7
Gasoline service stations	5541		06/01	67.0	85.5	92.5	63.8	57.7	88.1	84.2	86.4	68.3	36.8	36.0	60.1	45.1
Primary services		5541-P	06/01	66.0	84.7	91.8	62.8	56.6	87.3	83.4	85.6	67.3	35.5	34.7	59.1	43.9
Gasoline service stations with convenience stores		5541-1	06/01	56.9	75.0	78.1	41.8	52.3	54.2	58.5	52.4	49.8	48.6	61.1	54.9	
Other gasoline stations		5541-2	06/01	70.8	89.8	98.9	73.7	58.8	104.4	96.3	100.6	75.0	28.1	27.5	58.0	38.1
Other receipts		5541-SM	06/01	122.0	120.8	120.8	120.8	120.8	122.6	122.6	122.6	122.6	122.6	122.6	122.6	122.6
Boat dealers	555		06/01	107.9	100.8	102.4	108.0	107.6	107.2	109.5	110.8	111.0	107.7	108.0	110.4	111.3
Boat dealers	5551		06/01	107.9	100.8	102.4	107.9	107.6	107.2	109.5	110.8	111.0	107.7	108.0	110.4	111.3
Primary services		5551-P	06/01	107.9	100.7	102.3	108.0	107.6	107.3	109.6	110.9	111.1	107.7	108.1	110.5	111.4
Other receipts		5551-SM	06/01	99.6	99.0	99.0	99.0	99.0	100.0	100.0	100.0	100.0	99.8	99.8	99.8	99.8
Recreational vehicle dealers	556		06/01	112.2	105.4	105.4	110.6	108.7	114.9	124.2	116.5	112.9	111.6	120.9	109.1	106.6
Recreational vehicle dealers	5561		06/01	112.2	105.4	105.4	110.6	108.7	114.9	124.2	116.5	112.9	111.6	120.9	109.1	106.6
Primary services		5561-P	06/01	112.3	105.4	105.4	110.6	108.8	114.9	124.2	116.6	113.0	111.7	121.0	109.2	106.7
Miscellaneous retail	59		06/00	103.8	105.0	104.5	103.7	103.0	103.2	102.4	103.1	103.1	102.7	104.3	105.1	105.0
Drug stores and proprietary stores	591		06/00	112.4	108.2	107.2	109.7	111.3	112.4	112.9	114.4	114.6	114.5	114.8	114.3	115.3
Drug stores and proprietary stores	5912		06/00	112.4	108.2	107.2	109.7	111.3	112.4	112.9	114.4	114.6	114.5	114.8	114.3	115.3
Primary services		5912-P	06/00	112.4	108.2	107.2	109.7	111.3	112.4	112.9	114.4	114.6	114.5	114.8	114.3	115.3
Prescription drugs		5912-1	06/00	120.8	112.6	112.0	115.2	118.3	121.6	122.8	124.6	124.9	124.3	124.6	123.9	125.0
Over-the-counter drugs and all other goods		5912-4	06/00	105.9	104.8	103.4	105.3	105.8	105.2	105.1	106.4	106.6	106.8	107.2	106.7	107.8
Over-the-counter drugs		5912-41	06/00	99.3	102.2	101.4	101.4	99.9	99.0	99.0	99.0	99.0	99.0	99.0	96.2	96.2
All other goods		5912-42	06/00	108.5	105.7	104.2	106.9	108.1	107.5	107.5	109.2	109.6	109.8	110.3	110.8	112.3
Liquor stores	592		06/00	103.5	102.6	103.0	103.1	103.7	103.4	103.4	103.1	103.7	104.0	103.6	104.4	104.0
Liquor stores	5921		06/00	103.5	102.6	103.0	103.1	103.7	103.4	103.4	103.1	103.7	104.0	103.6	104.4	104.0
Primary services		5921-P	06/00	103.5	102.6	103.0	103.1	103.7	103.4	103.4	103.1	103.7	104.0	103.5	104.3	104.0
Other receipts		5921-SM	06/00	(¹)	(¹)	(¹)	(¹)	109.1	106.9	109.1	(¹)	109.1	106.9	109.1	109.1	104.5
Miscellaneous shopping goods stores	594		06/00	101.5	102.4	102.3	100.3	101.5	102.9	103.4	103.3	103.1	100.4	99.5	99.5	99.8
Sporting goods stores	5941		06/00	107.2	107.0	107.4	107.3	107.0	109.9	109.5	109.6	109.9	105.5	104.4	104.3	104.9
Primary services		5941-P	06/00	107.4	107.2	107.6	107.5	107.3	110.1	109.7	109.8	110.1	105.7	104.6	104.5	105.1
Book stores	5942		06/00	106.9	106.5	106.5	106.7	105.0	105.1	105.1	107.2	106.2	108.3	108.3	108.3	109.0

See footnotes at end of table.

Table 3. Producer price indexes for the net output of selected industries and their products, 2002¹—Continued

Industry and product	Industry code	Product code	Index base	Annual Average	January	February	March	April	May	June	July	August	September	October	November	December
Book stores—Continued																
Primary services		5942-P	06/00	106.9	106.5	106.5	106.7	105.0	105.1	105.1	107.2	106.2	108.3	108.3	108.3	109.0
Stationery stores	5943		06/00	114.8	110.8	112.8	113.0	113.3	114.8	115.6	115.6	116.6	117.3	116.3	116.7	115.1
Primary services		5943-P	06/00	115.1	111.1	113.1	113.3	113.5	115.1	115.8	115.9	116.9	117.5	116.6	117.0	115.4
Jewelry stores	5944		06/00	107.1	106.0	105.0	104.0	105.9	109.9	111.9	111.7	111.4	105.8	104.9	104.6	104.6
Primary services		5944-P	06/00	107.2	106.1	105.1	104.1	106.0	110.0	112.0	111.8	111.5	105.9	105.0	104.6	104.7
Hobby, toy, and game shops	5945		06/00	87.8	96.1	96.1	85.7	91.5	90.8	90.6	88.3	87.9	82.8	80.9	81.0	81.8
Primary services		5945-P	06/00	87.8	96.0	96.1	85.6	91.4	90.8	90.6	88.2	87.9	82.8	80.8	81.0	81.8
Camera and photographic supply stores	5946		06/00	88.2	86.4	86.9	86.1	86.5	86.1	89.6	89.3	87.6	89.7	89.0	90.7	90.2
Primary services		5946-P	06/00	86.2	84.0	84.6	83.5	84.1	83.5	87.9	87.5	85.5	88.1	87.2	89.3	89.5
Other receipts		5946-SM	06/00	97.1	97.4	97.4	97.4	97.4	97.4	97.4	97.4	97.4	97.4	97.4	97.4	93.8
Gift, novelty, and souvenir shops	5947		06/00	101.0	101.3	101.3	101.2	101.2	101.3	101.2	101.2	101.3	101.2	100.3	100.3	100.2
Primary services		5947-P	06/00	101.0	101.3	101.3	101.2	101.2	101.3	101.2	101.2	101.3	101.2	100.3	100.3	100.2
Luggage and leather goods stores	5948		06/00	93.6	99.9	104.1	91.4	91.5	90.4	90.9	90.2	93.1	93.3	93.3	93.3	92.5
Primary services		5948-P	06/00	93.6	99.9	104.1	91.4	91.4	90.4	90.8	90.2	93.1	93.3	93.2	93.2	92.4
Sewing, needlework, and piece goods	5949		06/00	91.0	89.7	89.3	91.4	91.5	91.5	91.5	91.3	91.2	91.2	91.2	91.2	91.3
Primary services		5949-P	06/00	91.0	89.6	89.2	91.3	91.4	91.4	91.4	91.2	91.2	91.2	91.2	91.2	91.2
Nonstore retailers	596		06/00	95.6	103.0	101.8	97.5	93.3	93.3	89.4	90.9	90.5	92.0	97.4	99.8	98.8
Catalog and mail-order houses	5961		06/00	93.5	101.8	100.5	95.7	91.0	91.1	86.6	88.6	87.6	89.3	95.4	98.1	96.8
Primary services		5961-P	06/00	93.5	101.8	100.5	95.7	91.0	91.1	86.6	88.6	87.6	89.3	95.4	98.1	96.8
Automatic merchandising machine operators	5962		06/00	101.5	100.7	100.7	100.6	100.7	100.9	101.3	99.2	102.8	102.7	102.7	102.7	103.1
Primary services		5962-P	06/00	101.5	100.7	100.7	100.6	100.7	100.9	101.3	99.2	102.8	102.7	102.7	102.7	103.1
Fuel dealers	598		06/00	113.8	119.7	119.2	109.3	118.6	113.7	118.0	115.9	114.4	107.6	104.3	112.9	112.2
Retail stores, not elsewhere classified	599		06/00	101.7	96.2	96.7	102.7	102.2	101.7	102.6	103.2	104.0	103.9	103.5	102.0	102.1
Florists	5992		06/00	110.5	106.9	109.0	108.0	108.9	108.8	111.0	112.3	112.3	112.0	112.2	112.1	112.2
Primary services		5992-P	06/00	110.5	106.9	109.0	108.0	108.9	108.8	111.0	112.3	112.3	112.0	112.2	112.1	112.2
Optical goods stores	5995		06/00	101.5	96.4	97.0	100.4	103.5	101.1	100.3	102.6	102.6	103.4	103.6	103.3	103.3
Primary services		5995-P	06/00	101.4	96.1	96.8	100.3	103.5	101.1	100.2	102.6	102.6	103.4	103.7	103.3	103.3
Other receipts		5995-SM	06/00	103.2	103.2	103.2	103.2	103.2	103.2	103.2	103.2	103.2	103.2	103.2	103.2	103.2
Miscellaneous retail stores, n.e.c.	5999		06/00	98.7	92.7	92.8	100.9	99.1	99.0	100.1	100.1	101.3	101.0	100.3	98.3	98.4
Primary services		5999-P	06/00	98.4	92.7	92.9	100.5	98.7	98.6	99.8	99.7	100.9	100.6	99.9	97.9	98.0
Security brokers, dealers, and investment bank companies	621		06/00	81.8	83.2	83.9	83.8	82.2	81.0	80.4	80.9	81.5	81.2	80.5	81.6	81.1
Security brokers, dealers, and investment banking companies	6211		06/00	81.8	83.2	83.9	83.8	82.2	81.0	80.4	80.9	81.5	81.2	80.5	81.6	81.1
Primary services		6211-P	06/00	81.5	82.8	83.6	83.5	81.9	80.7	80.1	80.6	81.1	80.8	80.2	81.3	80.8
Brokerage services		6211-1	06/00	90.5	88.8	92.8	90.8	87.4	87.7	88.7	89.4	89.1	91.6	93.1	95.6	91.2
Brokerage services, exchange-listed equities		6211-101	06/00	94.7	93.1	99.7	97.1	91.7	92.1	94.5	96.1	95.7	90.9	94.9	98.9	91.6
Brokerage services, all other securities		6211-102	06/00	84.4	82.6	82.7	81.4	81.1	81.2	80.1	79.8	79.5	92.7	90.6	90.7	90.8

See footnotes at end of table.

Table 3. Producer price indexes for the net output of selected industries and their products, 2002¹—Continued

Industry and product	Industry code	Product code	Index base	Annual Average	January	February	March	April	May	June	July	August	September	October	November	December
Security brokers, dealers, and investment banking companies—Continued																
Dealer transactions		6211-2	06/00	73.9	71.0	75.7	75.3	74.8	73.4	72.9	75.9	75.1	74.0	72.9	72.9	73.0
Dealer transactions, market making in over-the-counter equities		6211-201	06/00	26.7	34.2	32.8	31.6	30.8	26.8	25.7	26.4	24.5	22.8	22.5	21.2	21.5
Dealer transactions, debt securities and all other trading		6211-202	06/00	101.8	92.7	101.1	101.1	100.9	100.9	100.9	105.1	105.0	104.3	102.7	103.5	103.5
Investment banking services		6211-3	06/00	100.1	101.1	101.0	101.0	100.6	99.3	99.3	99.7	99.6	99.6	99.7	100.0	100.0
Other securities related services including margin lending and mutual fund sales		6211-4	06/00	73.3	79.3	76.2	77.1	75.2	73.4	71.7	70.5	72.6	71.3	69.6	71.1	71.8
Investment advice	6282		06/02	(¹)	(¹)	(¹)	(¹)	(¹)	(¹)	100.0	95.0	95.2	94.9	88.6	88.7	88.2
Primary services		6282-P	06/02	(¹)	(¹)	(¹)	(¹)	(¹)	(¹)	100.0	94.8	94.8	94.9	88.8	88.7	88.6
Portfolio and mutual fund management		6282-1	06/02	(¹)	(¹)	(¹)	(¹)	(¹)	(¹)	100.0	93.7	93.7	93.9	86.9	86.7	86.6
Mutual fund management		6282-101	06/02	(¹)	(¹)	(¹)	(¹)	(¹)	(¹)	100.0	95.0	94.9	95.2	88.3	88.0	87.8
Portfolio management		6282-102	06/02	(¹)	(¹)	(¹)	(¹)	(¹)	(¹)	100.0	92.9	93.0	93.1	86.1	86.0	86.0
Financial planning and other advisory services		6282-2	06/02	(¹)	(¹)	(¹)	(¹)	(¹)	(¹)	100.0	102.5	102.2	102.1	102.0	102.0	102.0
Other receipts		6282-SM	06/02	(¹)	(¹)	(¹)	(¹)	(¹)	(¹)	100.0	96.1	98.0	94.9	87.1	88.8	85.5
Miscellaneous receipts		6282-M	06/02	(¹)	(¹)	(¹)	(¹)	(¹)	(¹)	100.0	(¹)	(¹)	(¹)	(¹)	(¹)	85.5
Life insurance carriers	631		12/98	101.6	100.7	101.0	101.3	101.4	101.3	101.3	101.7	101.8	101.8	102.2	102.3	102.4
Life insurance carriers	6311		12/98	101.6	100.7	101.0	101.3	101.4	101.3	101.3	101.7	101.8	101.8	102.2	102.3	102.4
Primary services		6311-P	12/98	101.6	100.7	101.0	101.3	101.4	101.3	101.3	101.7	101.8	101.8	102.2	102.3	102.4
Life insurance policies		6311-1	12/98	99.6	98.8	99.1	99.2	99.3	99.3	99.3	99.9	99.9	99.9	100.1	100.3	100.3
Individual life insurance policies		6311-101	12/98	102.5	102.1	102.2	102.3	102.4	102.4	102.5	102.6	102.7	102.7	102.7	103.0	103.0
Term life insurance policies		6311-10101	12/98	101.0	100.6	100.6	100.5	100.9	100.9	100.9	101.1	101.1	101.1	100.9	101.9	102.0
Whole life insurance policies		6311-10102	12/98	105.5	105.0	105.2	105.3	105.3	105.3	105.4	105.5	105.6	105.7	105.8	105.8	105.8
Universal life insurance policies		6311-10103	12/98	101.7	101.4	101.4	101.6	101.7	101.8	101.7	101.7	101.7	101.7	101.7	101.8	101.7
Other individual life insurance policies		6311-10104	12/98	103.4	102.9	102.9	103.0	103.0	103.0	103.0	103.0	104.0	104.0	104.0	104.1	104.5
Group life insurance policies		6311-102	12/98	96.4	94.1	95.3	95.3	95.2	95.2	95.2	97.4	97.4	97.4	98.2	98.2	98.2
Annuities		6311-2	12/98	109.6	108.1	108.6	110.1	110.1	109.4	109.1	109.4	109.5	109.3	111.1	110.3	110.7
Variable deferred annuities		6311-201	12/98	113.5	111.5	112.3	112.4	112.9	112.9	114.5	114.5	114.5	114.5	114.4	114.4	114.4
Fixed-rate deferred annuities		6311-202	12/98	111.5	111.0	111.3	115.5	114.6	112.4	110.1	109.2	109.5	108.8	112.5	111.2	112.1
Immediate annuities		6311-203	12/98	103.9	102.0	102.2	102.3	102.8	103.0	103.5	104.5	104.3	104.6	106.4	105.3	105.8
Property and casualty insurance	633		12/98	108.7	106.4	106.8	107.3	107.7	107.9	108.4	108.8	109.2	109.6	110.2	110.8	111.4
Property and casualty insurance	6331		06/98	108.8	106.5	106.8	107.3	107.7	108.0	108.4	108.9	109.2	109.7	110.3	110.9	111.5
Primary services		6331-P	06/98	108.8	106.5	106.8	107.3	107.7	108.0	108.4	108.9	109.2	109.7	110.3	110.9	111.5
Private passenger auto insurance		6331-1	06/98	111.1	107.5	108.2	109.0	109.7	110.2	110.8	111.3	111.9	112.4	113.2	114.1	115.3
Private passenger auto insurance, California		6331-101	06/98	110.6	106.7	107.3	107.9	108.2	108.5	110.1	110.5	111.5	111.8	113.4	114.3	116.6
Private passenger auto insurance, New York		6331-102	06/98	109.5	105.3	106.6	106.9	107.5	107.9	108.2	109.4	110.9	111.6	115.2	116.3	
Private passenger auto insurance, Texas		6331-103	06/98	105.1	100.9	101.6	102.5	103.3	105.3	105.9	106.1	106.3	106.5	107.1	107.5	108.2
Private passenger auto insurance, Florida		6331-104	06/98	122.5	115.8	116.7	118.7	119.6	121.0	121.2	122.6	122.9	125.1	126.0	129.9	130.3
Private passenger auto insurance, Pennsylvania		6331-105	06/98	111.2	109.6	109.5	110.0	110.9	111.2	111.3	111.4	111.5	111.7	111.6	111.7	114.1
Private passenger auto insurance, Illinois		6331-106	06/98	111.7	107.9	108.2	109.1	109.8	110.1	110.8	111.4	111.4	113.7	114.5	115.6	116.2
Private passenger auto insurance, Ohio		6331-107	06/98	108.9	106.0	106.4	106.3	108.0	108.5	108.8	109.7	109.7	109.9	110.8	111.5	111.7
Private passenger auto insurance, Michigan		6331-108	06/98	120.9	111.5	115.6	116.3	117.7	118.5	119.8	121.5	123.7	123.7	126.7	126.8	128.9
Private passenger auto insurance, New Jersey		6331-109	06/98	99.8	98.0	98.0	98.4	99.1	99.6	100.2	100.3	100.4	100.6	100.7	101.1	100.9
Private passenger auto insurance, North Carolina		6331-111	06/98	109.2	106.1	106.5	106.6	107.2	108.9	109.3	109.4	110.2	110.2	111.7	111.8	112.3
Private passenger auto insurance, all other areas		6331-112	06/98	111.5	108.6	109.1	110.0	110.6	110.7	111.4	111.7	112.2	112.6	113.0	113.4	114.7
Homeowner's insurance		6331-2	06/98	118.4	114.5	114.8	115.5	116.0	117.1	118.4	118.9	119.9	122.0	123.6	124.0	124.0
Homeowner's insurance, California		6331-201	06/98	111.0	108.9	109.0	109.1	109.0	109.0	108.9	108.9	108.9	109.3	115.8	117.3	117.4
Homeowner's insurance, New York		6331-202	06/98	108.0	107.1	107.0	107.1	107.0	107.0	107.3	107.4	107.5	107.8	107.8	110.7	112.0
Homeowner's insurance, Texas		6331-203	06/98	128.1	123.6	123.6	123.7	125.0	125.0	125.0	125.0	125.8	131.3	136.2	136.2	136.1

See footnotes at end of table.

Table 3. Producer price indexes for the net output of selected industries and their products, 2002¹—Continued

Industry and product	Industry code	Product code	Index base	Annual Average	January	February	March	April	May	June	July	August	September	October	November	December
Property and casualty insurance—Continued																
Homeowner's insurance, Florida		6331-204	06/98	115.0	109.8	109.8	115.6	115.6	115.6	115.6	115.6	115.6	116.5	116.5	116.5	117.3
Homeowner's insurance, Pennsylvania		6331-205	06/98	118.0	114.7	115.5	115.5	115.5	116.5	117.5	118.0	118.9	119.8	121.4	121.4	121.3
Homeowner's insurance, all other areas		6331-206	06/98	120.0	115.7	116.0	116.4	117.2	117.2	118.9	120.8	121.5	122.0	123.5	125.4	125.9
Commercial auto insurance		6331-3	06/98	108.5	106.9	106.9	107.5	108.0	107.8	107.9	108.0	108.3	109.7	110.4	110.5	110.5
Non-auto liability insurance		6331-4	06/98	104.4	103.4	103.5	103.7	104.0	104.0	104.4	104.7	104.8	104.9	105.0	105.5	105.6
Product liability insurance		6331-401	06/98	102.1	100.7	101.4	100.3	100.4	100.7	100.7	100.8	102.7	103.2	103.3	104.6	106.0
Medical malpractice insurance		6331-402	06/98	108.6	107.2	107.4	107.4	107.4	107.4	107.8	109.6	109.7	109.7	110.1	110.1	110.1
Other non-auto liability insurance		6331-403	06/98	103.6	102.7	102.7	103.1	103.4	103.4	103.9	103.8	103.8	103.9	104.0	104.5	104.5
Commercial multiple peril insurance		6331-5	06/98	104.3	103.3	103.3	103.5	103.5	103.5	104.3	104.3	104.7	105.3	105.3	105.6	105.5
Worker's compensation insurance		6331-6	06/98	103.7	102.9	102.9	103.1	103.2	103.2	103.5	104.0	104.2	104.3	104.2	104.2	104.2
Inland marine insurance		6331-7	06/98	104.2	103.9	104.0	104.1	104.2	104.2	104.1	104.2	104.2	104.4	104.4	104.4	104.4
Surety and financial guaranty insurance		6331-8	06/98	97.3	97.3	97.3	97.3	97.3	97.3	97.3	97.4	97.4	97.4	97.4	97.4	97.4
Fidelity insurance		6331-9	06/98	95.4	95.4	95.4	95.4	95.4	95.4	95.4	95.4	95.4	95.3	95.3	95.3	95.3
Other property and casualty insurance		6331-A	06/98	107.5	107.3	107.6	107.6	107.5	107.5	107.3	107.6	107.7	107.7	107.2	107.3	107.8
Operators and lessors of nonresidential buildings																
Primary services	6512	6512-P	12/95	114.4	112.5	113.4	114.7	114.2	114.0	115.4	115.3	115.1	115.2	113.3	114.8	114.8
Operators and lessors of shopping centers and retail stores		6512-1	12/95	107.6	106.4	109.3	110.0	111.5	106.5	106.8	107.1	106.6	107.0	106.8	107.1	105.9
Shopping centers over 400,000 square feet		6512-101	12/95	112.2	109.8	120.9	123.1	127.9	107.7	109.0	110.0	108.0	109.5	108.2	109.2	102.9
Enclosed shopping centers over 400,000 square feet		6512-10101	12/95	111.4	109.4	121.1	123.1	128.6	105.9	107.5	108.6	106.9	108.5	107.8	108.9	100.2
Open shopping centers over 400,000 square feet		6512-10102	12/95	119.0	113.3	118.8	123.2	122.1	122.1	122.1	122.1	117.4	(²)	111.7	(²)	(²)
Shopping centers under 400,000 square feet		6512-102	12/95	105.6	104.7	104.9	105.4	105.8	105.7	105.7	105.7	105.7	105.7	105.7	105.7	106.4
Enclosed shopping centers under 400,000 square feet		6512-10201	12/95	88.4	87.0	87.0	87.0	87.0	89.2	89.2	89.2	89.2	89.2	89.2	89.2	89.2
Open shopping centers under 400,000 square feet		6512-10202	12/95	107.5	106.7	106.9	107.5	107.8	107.5	107.5	107.5	107.5	107.5	107.5	107.6	108.3
Other retail property		6512-103	12/95	110.3	109.9	110.3	108.8	109.0	109.7	109.8	109.8	110.1	110.6	111.9	112.0	111.3
Operators and lessors of professional and office buildings		6512-2	12/95	120.3	117.4	117.8	120.1	118.4	119.7	122.7	122.3	122.0	122.2	118.1	121.1	121.6
Operators and lessors of manufacturing and industrial buildings		6512-3	12/95	111.2	109.1	110.3	111.6	111.7	110.7	110.7	110.8	111.1	111.1	112.6	112.5	112.6
Operators and lessors of auditoriums and theaters		6512-4	12/95	97.6	97.4	99.4	99.4	98.5	98.5	96.8	(²)	(²)	96.8	96.8	96.7	96.8
Operators and lessors of piers and docks		6512-5	12/95	113.5	113.5	113.5	113.5	113.5	113.5	113.5	113.5	113.5	(²)	113.5	113.5	113.5
Operators and lessors of other nonresidential property		6512-6	12/95	108.0	108.3	108.3	108.3	108.3	107.7	108.3	107.7	107.7	107.7	107.7	107.7	(²)
Other receipts		6512-SM	12/95	127.0	125.9	125.4	125.4	125.6	127.7	127.7	127.7	127.7	127.7	127.7	(²)	(²)
Real estate agents and managers																
Real estate agents and managers	653		12/96	113.9	112.3	112.8	113.0	113.4	113.7	114.6	114.8	114.7	114.2	114.3	114.3	114.5
Real estate agents and managers																
Primary services	6531	6531-P	12/95	113.3	111.7	112.3	112.4	112.8	113.2	114.0	114.3	114.1	113.6	113.7	113.8	113.9
Real estate brokerage		6531-1	12/95	113.4	111.7	112.3	112.5	112.9	113.3	114.2	114.5	114.3	113.8	113.9	113.9	114.0
Real estate brokerage, residential sales		6531-11	12/95	120.1	118.0	118.2	118.4	118.8	119.5	120.1	120.6	120.8	121.2	121.3	122.1	122.1
Real estate brokerage, sales of residential units		6531-111	12/95	121.5	118.9	119.0	119.4	119.8	120.6	121.5	122.1	122.3	122.9	123.1	124.0	124.1
Residential sales, northeast region		6531-1111	12/95	120.8	118.7	118.9	119.3	119.6	120.4	120.5	121.0	121.3	121.8	122.1	123.1	123.1
Residential sales, midwest region		6531-1112	12/95	119.4	116.3	117.1	117.6	117.5	119.3	119.6	120.2	120.6	121.1	120.8	121.1	121.4
Residential sales, Chicago-Gary-Kenosha CMSA		6531-11121	12/95	121.9	122.2	121.4	121.5	121.5	121.8	121.8	121.8	121.8	121.8	122.1	122.3	122.5
Residential sales, other midwest region areas		6531-11123	12/95	107.0	107.0	107.0	107.0	107.0	107.0	107.0	107.0	107.0	107.0	107.0	107.1	107.1
Residential sales, south region		6531-1113	12/95	123.8	124.1	123.2	123.3	123.3	123.7	123.7	123.7	123.7	123.7	124.0	124.3	124.5
Residential sales, Washington-Baltimore CMSA		6531-11131	12/95	118.3	116.8	116.8	117.0	117.3	117.5	117.6	118.1	118.9	119.2	121.4	121.1	121.1
Residential sales, other south region areas		6531-11135	12/95	139.5	130.0	130.6	134.0	134.8	137.5	137.5	144.9	144.9	144.9	144.9	144.9	144.9
Residential sales, west region		6531-1114	12/95	117.6	116.5	116.5	116.5	116.7	116.8	116.9	116.9	117.0	117.8	118.2	120.6	120.3
Residential sales, Los Angeles-Riverside-Orange County CMSA		6531-11142	12/95	123.8	120.4	120.8	121.4	122.5	123.4	123.2	124.3	124.9	125.4	125.9	126.5	126.8
			12/95	128.5	125.5	125.9	126.8	126.8	127.9	128.6	128.7	129.2	129.8	130.1	130.7	131.8

See footnotes at end of table.

Table 3. Producer price indexes for the net output of selected industries and their products, 2002¹—Continued

Industry and product	Industry code	Product code	Index base	Annual Average	January	February	March	April	May	June	July	August	September	October	November	December
Real estate agents and managers—Continued																
Residential sales, San Francisco-Oakland-San Jose CMSA		6531-11143	12/95	163.2	160.1	161.5	161.7	162.0	162.1	161.8	161.8	161.8	164.5	165.0	167.9	167.9
Residential sales, other west region areas		6531-11144	12/95	119.0	115.9	116.2	116.8	118.1	118.9	118.7	119.4	120.0	120.4	120.8	121.2	121.4
Real estate brokerage, sales of residential land		6531-112	12/95	142.6	123.0	123.4	123.5	124.9	127.3	153.8	155.2	155.2	156.2	156.0	156.1	156.3
Real estate brokerage, commercial sales		6531-13	12/95	113.5	113.1	113.1	113.2	113.2	113.4	113.4	113.4	113.4	113.5	113.9	113.9	113.9
Commercial sales, office property		6531-131	12/95	114.1	114.1	114.1	114.1	114.1	114.1	114.1	114.1	114.1	114.1	114.1	114.1	114.1
Commercial sales, retail property		6531-132	12/95	113.4	111.1	111.1	111.1	111.1	111.1	111.1	111.1	111.1	111.1	120.4	120.4	120.4
Commercial sales, industrial property		6531-133	12/95	111.9	111.3	111.3	111.4	111.4	112.2	112.2	112.2	112.2	112.2	112.3	112.3	112.3
Commercial sales, farms and land		6531-135	12/95	105.8	105.8	105.8	105.8	105.8	105.8	105.8	105.8	105.8	105.8	105.8	105.8	105.8
Real estate brokerage, commercial leasing		6531-14	12/95	111.6	111.8	111.8	111.8	112.0	112.0	112.0	112.1	112.1	111.2	110.8	110.8	110.8
Commercial leasing, office property		6531-141	12/95	110.8	110.8	110.8	110.8	111.5	111.5	111.6	111.7	111.7	110.5	109.8	109.8	109.8
Commercial leasing, industrial property		6531-143	12/95	119.1	118.7	120.7	120.7	118.7	118.7	118.7	118.7	118.4	118.4	118.4	118.4	118.4
Property management		6531-2	12/95	107.3	105.8	107.0	107.0	107.7	107.7	109.0	109.1	108.4	106.9	106.8	106.0	106.2
Residential property management		6531-21	12/95	106.2	105.0	105.4	105.6	106.9	106.9	108.7	108.8	107.9	105.5	105.5	104.1	104.2
Residential property management, apartment buildings		6531-211	12/95	106.3	106.4	107.1	107.4	107.4	107.4	107.3	107.5	107.6	104.7	104.4	104.0	104.1
Residential property management, other property		6531-212	12/95	106.1	103.6	103.6	103.6	106.3	106.3	110.2	110.2	108.3	106.5	106.6	104.3	104.3
Nonresidential property management		6531-22	12/95	110.1	107.9	111.2	110.9	109.8	109.9	109.9	109.9	109.8	110.3	110.3	110.6	111.3
Nonresidential property management, office property		6531-221	12/95	112.3	108.9	113.4	113.6	111.9	111.9	112.0	112.0	111.8	112.7	112.7	113.1	114.2
Nonresidential property management, retail property		6531-222	12/95	107.6	107.0	109.7	107.4	107.5	107.5	112.0	107.5	107.5	107.5	107.5	107.5	107.5
Nonresidential property management, industrial property		6531-223	12/95	105.4	105.3	105.3	105.3	105.3	105.3	105.3	105.3	105.3	105.3	105.3	105.3	105.5
Nonresidential property management, other property		6531-224	12/95	102.9	102.9	102.9	102.9	102.9	102.9	102.9	102.9	102.9	102.9	102.9	102.9	102.9
Real estate appraising		6531-3	12/95	106.8	106.6	106.7	106.7	106.7	106.7	106.7	106.7	107.0	107.0	107.0	107.0	107.0
Residential real estate appraising		6531-301	12/95	106.6	106.6	106.6	106.6	106.6	106.6	106.6	106.6	106.6	106.6	106.6	106.6	106.6
Commercial real estate appraising		6531-302	12/95	107.4	106.9	106.9	106.9	106.9	106.9	106.9	106.9	108.0	108.0	108.0	108.0	108.1
Hotels and motels	701		12/96	121.3	118.3	119.1	120.7	122.3	120.7	121.0	122.7	122.7	122.5	122.8	121.6	120.7
Hotels and motels	7011		06/93	134.5	131.2	132.0	133.8	135.7	133.9	134.2	136.1	136.1	135.9	136.2	134.8	133.8
Primary services		7011-P	06/93	134.5	131.1	132.1	133.9	136.0	133.8	134.1	136.2	136.1	135.8	136.2	134.9	133.7
Guestroom rental		7011-1	06/93	139.4	133.9	135.9	138.5	141.4	138.4	139.6	141.9	142.4	141.5	141.5	139.9	138.1
Limited service hotels and motels		7011-101	06/93	133.6	129.7	131.1	133.1	133.4	132.6	133.3	133.4	133.9	136.1	137.0	134.3	135.0
Full service hotels and motels		7011-102	06/93	134.8	129.2	129.6	131.6	133.0	132.4	135.8	142.0	143.2	137.6	136.0	134.6	133.0
Luxury and resort hotels, excluding casino hotels		7011-103	06/93	149.0	141.7	148.5	153.9	162.7	150.9	148.8	146.3	145.0	147.5	148.6	149.8	144.0
Casino hotels		7011-105	06/01	100.4	91.7	93.8	94.5	106.3	99.9	99.1	104.9	106.7	103.7	105.6	102.9	95.2
Food and beverages		7011-2	06/93	138.4	138.0	137.7	137.8	137.5	137.7	138.6	138.5	138.9	138.9	139.0	139.0	139.2
Food and nonalcoholic beverages		7011-201	06/93	138.0	138.1	137.3	137.4	137.0	137.2	138.0	137.7	138.2	138.4	138.7	138.8	139.0
Alcoholic beverages		7011-202	06/93	138.7	137.3	137.8	138.0	138.1	138.3	139.4	139.6	139.6	139.5	139.1	139.0	138.9
Other guest services		7011-4	06/93	128.0	127.5	127.4	129.3	128.6	126.7	125.9	126.6	126.1	126.0	129.4	131.5	130.4
Casino gaming receipts		7011-5	06/01	101.1	101.6	100.3	101.2	104.2	102.5	97.7	103.6	99.6	102.2	103.2	98.6	98.3
Other receipts		7011-SM	06/93	137.7	136.3	134.9	135.6	135.2	138.2	138.9	138.2	139.2	140.2	139.2	137.9	138.5
Advertising agencies	7311		06/95	118.9	116.7	116.9	116.8	118.3	118.3	119.7	119.9	119.7	120.1	120.0	120.3	120.1
Primary services		7311-P	06/95	120.0	117.8	118.0	117.9	119.4	120.8	121.1	121.1	120.8	121.2	121.2	121.5	121.3
Ad creation, billed separately		7311-1	06/95	122.6	119.7	119.5	119.3	121.5	121.5	123.9	124.7	124.2	124.1	123.9	124.5	124.1
Media placement, incl. ad creation not billed separately		7311-2	06/95	116.2	114.9	115.7	115.7	116.2	116.2	116.2	115.7	115.7	117.0	117.1	117.1	117.1
Newspapers		7311-201	06/95	150.3	145.1	145.1	145.6	145.6	145.6	146.4	146.4	146.4	158.9	159.9	159.9	159.9
Periodicals		7311-202	06/95	124.7	126.1	124.6	124.6	124.6	124.6	124.6	124.6	124.6	124.6	124.6	124.6	124.6
Television		7311-203	06/95	108.2	106.7	108.2	108.2	108.9	108.9	108.9	108.1	108.1	108.1	108.1	108.1	108.1
Other receipts		7311-SM	06/95	95.7	95.7	95.7	95.7	95.7	95.7	95.7	95.7	95.7	95.7	95.7	95.7	95.7
Services to dwellings and other public buildings	734		06/01	100.6	100.5	100.6	100.5	100.5	100.5	100.4	100.8	100.7	100.5	100.4	100.6	100.8

See footnotes at end of table.

Table 3. Producer price indexes for the net output of selected industries and their products, 2002¹—Continued

Industry and product	Industry code	Product code	Index base	Annual Average	January	February	March	April	May	June	July	August	September	October	November	December
Building cleaning and maintenance services, n.e.c.	7349		12/94	117.8	117.7	117.8	117.7	117.7	117.7	117.6	118.0	117.9	117.6	117.5	117.8	118.0
Primary services		7349-P	12/94	118.1	118.1	118.1	118.0	118.1	118.1	117.9	118.4	118.2	118.0	117.9	118.2	118.3
Janitorial/custodial services		7349-1	12/94	118.2	118.3	118.3	118.2	118.3	118.3	118.1	118.4	118.2	117.9	117.7	118.1	118.3
Other building cleaning and maintenance services		7349-2	12/94	117.9	117.3	117.3	117.3	117.3	117.3	117.3	118.4	118.3	118.3	118.7	118.7	118.7
Other receipts		7349-SM	12/94	110.5	110.5	110.5	110.5	110.5	110.5	110.5	110.5	110.5	110.5	110.5	110.5	110.5
Personnel supply services	736		12/96	108.9	107.7	107.7	107.5	108.4	108.6	108.8	109.3	109.0	109.7	109.8	110.0	110.0
Employment agencies	7361		06/94	115.7	116.6	116.5	116.0	115.8	116.1	116.4	116.1	114.0	114.8	114.3	116.2	116.1
Primary services		7361-P	06/94	114.6	115.5	115.4	114.9	114.7	115.0	115.4	114.9	112.8	113.6	113.1	115.0	115.0
Contingency payment recruiting		7361-4	12/01	97.9	99.1	99.1	98.3	98.3	98.2	98.9	98.3	96.2	97.2	95.4	97.9	97.7
Information technology		7361-411	12/01	99.9	100.0	100.8	99.5	99.8	101.8	101.6	100.6	96.5	97.4	96.4	101.9	102.6
Engineering, manufacturing, and technical		7361-412	06/94	113.0	111.1	109.0	106.9	112.1	110.6	116.7	118.4	118.4	118.4	103.0	115.4	116.1
Accounting and financial		7361-413	06/94	103.4	109.3	110.9	108.4	103.2	101.8	101.3	101.0	100.0	100.1	101.4	101.4	102.1
Sales and marketing		7361-415	06/94	105.6	108.2	108.2	108.2	108.2	108.1	108.1	108.1	101.2	101.2	102.5	102.5	102.5
Operations, administration, and human resources		7361-416	12/01	98.5	98.5	98.5	98.5	98.5	98.5	98.3	98.4	98.4	98.4	98.8	98.7	98.7
Other occupations		7361-417	06/94	104.2	105.3	105.3	105.3	105.3	105.3	105.3	102.4	100.7	104.4	104.4	104.4	102.2
Retained executive recruiting		7361-5	12/01	100.4	100.5	100.1	100.3	99.7	101.0	100.5	100.3	99.6	100.2	101.0	100.5	100.6
Internet recruiting services		7361-6	12/01	109.9	110.4	110.0	110.0	110.0	110.0	110.0	100.3	107.3	107.3	109.8	111.8	111.8
Other receipts		7361-SM	06/94	125.9	125.4	125.4	125.4	125.4	125.0	125.0	126.8	126.7	126.7	126.6	126.5	126.5
Help supply services	7363		06/94	114.7	113.2	113.2	113.1	114.1	114.3	114.5	115.1	115.0	115.8	116.0	116.0	115.9
Primary services		7363-P	06/94	114.1	112.6	112.6	112.4	113.4	113.7	113.9	114.5	114.4	115.2	115.4	115.4	115.3
Temporary help supply services		7363-1	06/94	112.2	111.2	111.4	111.5	111.6	111.9	111.9	112.3	112.2	112.7	113.3	113.4	113.3
Office and clerical occupations		7363-101	06/94	115.7	115.1	115.1	115.2	115.3	115.5	115.6	115.8	115.8	116.0	116.2	116.2	116.1
Light and heavy industrial occupations		7363-102	06/94	115.6	114.1	114.6	114.4	114.5	115.1	114.9	115.7	115.3	115.9	117.5	117.7	117.6
Technical and professional occupations		7363-103	06/94	73.0	71.4	71.6	72.2	72.6	72.8	73.0	73.0	73.4	74.1	73.9	73.8	73.8
Medical personnel occupations		7363-104	06/94	122.7	121.7	121.7	121.7	121.7	121.7	121.7	122.9	122.9	122.9	122.9	125.6	124.8
Other temporary help supply services		7363-105	06/94	112.2	111.8	112.3	112.3	112.3	112.3	112.1	112.2	112.2	112.2	112.3	112.4	112.4
Employee leasing services		7363-2	06/94	125.1	122.1	121.3	120.3	124.4	124.4	125.4	126.6	128.4	128.4	127.2	126.9	126.9
Other receipts		7363-SM	06/94	176.6	176.2	176.0	176.0	176.0	176.0	176.0	176.9	176.9	176.9	176.9	176.9	178.1
Prepackaged software	7372		12/97	98.0	98.4	97.8	97.8	96.8	97.3	96.8	97.0	98.5	98.5	98.4	98.8	100.0
Primary services		7372-P	12/97	99.2	99.2	98.6	98.6	97.6	98.3	98.2	98.3	100.1	100.0	100.0	100.5	100.7
Applications software		7372-2	12/97	102.8	103.9	103.8	103.2	102.0	102.2	102.0	102.1	103.2	103.0	103.1	102.3	102.8
Applications software sold separately (non-suite)		7372-201	12/97	102.2	103.9	103.6	102.9	101.1	101.4	101.1	101.3	102.7	102.5	102.7	101.5	102.2
Applications software sold as a suite		7372-202	12/97	104.6	104.5	104.5	104.5	104.5	104.5	104.5	104.5	104.6	104.6	104.6	104.6	104.6
Computer games and other prepackaged software		7372-3	12/97	55.0	54.9	55.0	55.0	51.6	55.0	55.0	55.5	55.5	55.5	55.5	55.5	
Maintenance, documentation, training, and other software services		7372-4	12/97	137.5	136.8	136.7	136.7	137.3	137.1	136.8	136.5	138.4	138.4	138.3	138.3	138.3
Other receipts		7372-SM	12/97	80.6	82.5	82.0	82.0	81.6	81.0	78.5	78.8	78.7	79.4	78.9	78.9	84.6
Data processing services	7374		12/00	102.8	102.9	102.2	102.2	103.0	103.1	102.9	103.4	103.0	102.6	103.3	102.7	102.9
Primary services		7374-P	12/00	103.1	103.2	102.5	102.4	103.3	103.4	103.2	103.8	103.4	102.9	103.6	103.0	103.2
Transaction processing services		7374-1	12/00	103.8	104.2	102.7	102.9	104.0	104.2	103.8	104.9	104.0	103.3	104.7	103.5	103.8
Timesharing data processing services		7374-2	12/00	103.4	103.3	103.3	103.3	103.3	103.3	103.4	103.4	103.4	103.4	103.4	103.4	103.4
Data entry services		7374-3	12/00	101.3	101.1	101.1	101.1	101.2	101.2	101.3	101.3	101.3	101.3	101.5	101.5	101.6
Other data processing services		7374-4	12/00	102.7	102.3	103.0	101.8	103.0	102.9	102.9	102.9	103.3	102.7	102.4	102.4	103.0
Other receipts		7374-SM	12/00	100.2	100.2	100.2	100.2	100.2	100.2	100.2	100.2	100.2	100.2	100.2	100.2	100.2
Automotive rental and leasing, without drivers	751		06/01	103.9	101.3	103.3	104.3	103.3	102.9	104.9	106.2	106.2	103.6	103.3	103.2	104.4
Truck rental and leasing	7513		06/91	107.2	105.2	105.5	106.4	106.0	106.0	107.4	108.6	109.8	108.2	108.2	108.0	106.7
Primary services		7513-P	06/91	104.9	102.4	102.9	103.9	103.5	103.4	105.2	106.7	108.1	106.1	106.0	105.8	104.2
Truck and utility trailer rental		7513-1	06/91	97.3	91.5	92.9	95.5	94.7	94.4	98.3	101.1	104.1	99.7	99.9	99.6	95.9
Truck, truck tractor and truck trailer leasing		7513-2	06/91	108.5	108.5	108.5	108.5	108.4	108.5	108.5	108.5	108.5	108.5	108.5	108.5	108.7

See footnotes at end of table.

Table 3. Producer price indexes for the net output of selected industries and their products, 2002¹—Continued

Industry and product	Industry code	Product code	Index base	Annual Average	January	February	March	April	May	June	July	August	September	October	November	December
Truck rental and leasing—Continued																
Truck leasing		7513-211	06/91	114.8	114.7	114.7	114.7	114.7	114.7	114.7	114.8	114.7	114.8	114.8	114.8	114.8
Truck tractor leasing		7513-212	06/91	106.1	106.1	106.1	106.1	106.1	106.1	106.1	106.1	106.1	106.1	106.2	106.1	106.3
Truck trailer leasing		7513-213	06/91	98.4	98.4	98.4	98.4	98.4	98.4	98.3	98.4	98.4	98.4	98.4	98.4	99.2
Recreational vehicle rental		7513-3	12/98	108.7	122.3	112.9	105.4	104.6	106.4	105.7	112.5	112.5	111.7	105.0	102.7	102.7
Other receipts		7513-SM	06/91	115.3	115.0	115.0	115.0	115.0	115.0	115.0	115.2	115.3	115.7	115.7	115.7	115.7
Passenger car rental																
Primary services	7514		12/91	141.8	137.7	141.9	143.3	141.4	140.6	143.8	145.7	144.7	140.2	139.5	139.3	143.2
Car rental, standard		7514-P	12/91	142.5	138.2	142.6	144.2	142.2	141.3	144.8	146.7	145.7	141.0	139.7	139.5	143.6
Business travel		7514-2	12/91	141.2	137.7	143.5	144.7	141.6	140.4	143.1	145.6	144.1	138.6	137.2	136.8	141.7
Leisure travel		7514-211	12/98	106.0	105.2	105.5	105.6	105.5	105.8	106.0	107.4	107.0	106.5	106.0	105.9	106.1
Car rental, replacement		7514-221	12/98	119.8	114.9	124.0	125.9	121.0	118.7	122.9	125.4	123.5	115.1	113.3	112.7	120.4
Other receipts		7514-3	12/91	157.2	150.4	150.4	153.2	154.9	155.1	161.1	161.7	159.6	159.6	158.6	159.2	160.7
		7514-SM	12/91	131.1	129.6	129.6	128.5	128.5	128.5	128.5	128.5	128.5	128.3	138.1	138.1	138.1
Health services																
Offices and clinics of doctors of medicine	80		12/94	119.4	118.0	118.1	118.3	118.4	118.6	118.6	119.6	119.8	120.0	120.6	121.0	121.4
Offices of physicians	801		12/96	110.3	110.4	110.3	110.3	110.3	110.3	110.3	110.3	110.4	110.4	110.4	110.4	110.4
Primary services	8011	8011-P	12/93	119.1	119.1	119.0	119.0	119.0	119.0	119.0	119.1	119.1	119.1	119.1	119.1	119.1
One and two physician practices and single specialty group practices		8011-4	12/93	117.2	117.2	117.1	117.1	117.1	117.1	117.1	117.2	117.3	117.2	117.2	117.2	117.2
General/family practice		8011-411	12/93	123.9	124.2	123.9	123.9	123.9	123.8	123.8	123.8	123.8	123.8	123.8	123.8	124.0
Internal medicine		8011-412	12/99	103.0	102.9	103.0	103.0	103.0	103.0	103.0	103.0	103.0	103.0	103.0	103.0	102.9
General surgery and other surgical specialties		8011-413	12/99	101.2	101.1	101.1	101.1	101.1	101.1	101.1	101.2	101.2	101.2	101.2	101.2	101.2
Pediatrics		8011-414	12/93	146.1	146.0	146.0	146.0	145.7	145.7	145.7	145.8	146.6	146.6	146.3	146.3	146.3
Obstetrics/gynecology		8011-415	12/93	129.8	129.8	129.8	129.8	129.8	129.8	129.8	129.8	129.8	129.8	129.8	129.8	129.8
Other specialty		8011-419	12/99	103.3	103.5	103.0	103.0	103.2	103.2	103.2	103.4	103.4	103.3	103.3	103.3	103.2
Multispecialty group practice		8011-5	12/93	126.1	126.3	126.1	126.1	126.1	126.1	126.1	126.2	126.2	126.2	126.1	126.2	126.2
Skilled and intermediate care facilities																
Primary services	8053	8053-P	12/94	144.6	143.5	143.4	143.5	144.0	144.0	144.1	144.6	144.6	144.7	145.8	145.8	146.0
Public payors		8053-1	12/94	146.1	145.4	145.1	145.2	145.8	145.8	145.9	147.3	147.4	147.8	146.0	146.1	146.1
Private payors		8053-3	12/94	144.1	142.3	142.5	142.7	142.9	143.1	143.0	145.1	145.0	145.1	145.7	145.9	146.3
Other receipts		8053-SM	12/94	118.4	118.2	118.5	118.5	118.5	118.5	118.5	118.4	118.4	118.4	118.4	118.4	118.4
Hospitals																
General medical and surgical hospitals	8062		12/92	127.5	125.1	125.4	125.7	125.8	126.2	126.1	127.6	128.1	128.5	129.8	130.4	131.2
Primary services		8062-P	12/92	127.9	125.5	125.7	126.1	126.2	126.6	126.5	127.9	128.4	128.9	130.3	130.8	131.6
Medicare patients		8062-2	12/92	128.6	126.0	126.3	126.7	126.9	127.2	127.1	128.6	129.2	129.7	131.3	131.9	132.8
Medicaid patients		8062-4	12/92	116.1	114.6	113.9	114.6	114.5	114.5	114.9	116.6	116.6	116.7	118.2	118.7	119.3
All other patients		8062-6	12/92	121.0	118.6	118.7	118.6	119.7	121.0	121.0	121.9	121.9	122.0	122.3	122.6	123.3
Diseases and disorders of the nervous system		8062-601	12/92	136.1	132.8	133.7	134.1	134.1	134.3	134.0	135.4	136.6	137.4	139.4	140.2	141.5
Diseases and disorders of the eye		8062-602	12/92	119.7	120.2	120.2	120.1	120.4	121.7	116.9	117.7	117.7	118.1	120.7	121.5	121.4
Diseases and disorders of the ear, nose, mouth, and throat		8062-603	12/92	148.5	140.8	142.7	142.7	148.0	148.0	148.0	150.5	150.5	150.5	152.0	152.0	155.6
Diseases and disorders of the respiratory system		8062-604	12/92	129.4	124.6	124.6	127.1	128.3	127.9	127.9	125.1	125.5	130.7	137.3	137.3	137.0
Diseases and disorders of the circulatory system		8062-605	12/92	138.4	135.4	135.7	135.7	135.7	135.6	136.2	138.3	140.8	140.6	141.2	141.2	144.2
Diseases and disorders of the digestive system		8062-606	12/92	129.0	129.0	128.3	128.6	128.0	128.3	128.3	130.4	135.4	135.3	136.9	139.5	139.2
Diseases and disorders of the hepatobiliary system and pancreas		8062-607	12/92	139.5	134.1	137.1	137.2	137.0	138.6	138.0	138.8	139.1	140.0	142.9	143.9	147.6
Diseases and disorders of the musculoskeletal system and connective tissue		8062-608	12/92	149.9	144.7	145.9	146.5	147.2	146.4	146.7	148.7	148.5	153.4	157.2	156.6	156.6
			12/92	133.8	133.1	132.5	133.1	133.6	133.8	131.9	133.8	132.7	133.8	135.4	135.2	136.2

See footnotes at end of table.

Table 3. Producer price indexes for the net output of selected industries and their products, 2002¹—Continued

Industry and product	Industry code	Product code	Index base	Annual Average	January	February	March	April	May	June	July	August	September	October	November	December
General medical and surgical hospitals—Continued																
Diseases and disorders of the skin, subcutaneous tissue and breast		8062-609	12/92	136.4	133.3	136.9	134.9	135.1	134.9	134.6	135.0	137.4	136.0	138.8	139.1	141.0
Endocrine, nutritional, and metabolic diseases and disorders		8062-611	12/92	135.1	134.2	135.2	135.1	134.8	134.1	134.9	135.2	134.9	136.7	135.2	135.1	135.1
Diseases and disorders of the kidney and urinary tract		8062-612	12/92	156.5	155.8	156.0	155.1	155.5	155.0	155.5	156.5	156.0	157.1	158.1	158.6	158.7
Diseases and disorders of the male reproductive system		8062-613	12/92	136.0	138.3	138.3	137.8	133.7	131.7	133.9	134.0	134.0	133.9	138.9	138.9	138.6
Diseases and disorders of the female reproductive system		8062-614	12/92	132.1	129.6	129.4	129.2	129.1	129.8	129.7	131.2	131.3	133.4	137.7	137.7	137.7
Pregnancy, childbirth, and the puerperium		8062-615	12/92	139.7	137.1	137.3	137.7	137.4	137.3	138.0	138.3	138.8	140.2	142.4	142.3	149.8
Newborns and other neonates with conditions originating in the perinatal period		8062-616	12/92	143.3	132.1	141.2	142.5	142.3	142.3	142.3	143.3	142.8	144.6	149.1	148.7	148.0
Diseases and disorders of the blood and blood forming organs and immun. diseases		8062-617	12/92	161.6	152.9	153.1	156.3	161.3	160.8	160.8	162.8	163.4	165.8	167.5	167.5	167.5
Myeloproliferative diseases and disorders, and poorly differentiated neoplasms		8062-618	12/92	139.8	136.1	136.1	136.2	136.5	136.5	136.5	142.7	143.8	143.2	143.6	142.2	143.6
Infectious and parasitic diseases (systemic or unspecified sites)		8062-619	12/92	123.8	119.5	119.5	119.5	121.5	121.1	123.8	127.0	126.7	126.7	126.7	126.7	126.7
Mental diseases and disorders		8062-621	12/92	140.4	135.4	135.4	141.4	141.4	141.4	141.4	141.4	141.4	141.4	141.4	141.4	141.4
Alcohol/drug use and alcohol/drug induced organic mental disorders		8062-622	12/92	156.7	156.7	156.7	156.7	156.7	153.7	153.7	158.0	157.6	157.6	157.6	157.6	158.1
Injuries, poisonings, and toxic effects of drugs		8062-623	12/92	135.8	130.0	136.4	136.4	136.4	134.5	134.5	135.4	136.0	136.4	137.0	138.4	138.4
Burns		8062-624	12/92	119.1	114.4	114.4	114.4	114.4	114.4	114.4	123.2	124.0	124.0	124.0	124.0	124.0
Factors influencing health status and other contacts with health services		8062-625	12/92	127.9	124.2	124.1	124.8	124.5	124.6	128.1	127.1	126.9	126.8	128.1	138.0	137.7
Multiple significant trauma		8062-626	12/00	110.1	106.8	107.5	110.7	110.7	110.7	110.7	111.0	110.5	110.9	110.4	110.7	110.7
Human immunodeficiency virus infections		8062-627	12/00	105.3	104.2	104.4	104.9	105.1	105.1	105.1	105.3	104.9	105.0	104.9	106.4	108.0
Other receipts		8062-SM	12/92	119.1	118.3	118.3	118.3	118.3	118.9	118.9	119.7	119.7	119.7	119.7	119.7	119.7
Psychiatric hospitals	8063		12/92	113.1	111.9	111.9	112.1	112.0	112.5	112.4	113.9	113.7	113.8	114.3	114.5	114.9
Primary services		8063-P	12/92	113.1	111.9	111.9	112.0	112.0	112.5	112.4	113.9	113.7	113.8	114.3	114.5	114.9
Specialty hospitals, except psychiatric	8069		12/92	134.3	130.0	132.0	131.9	131.8	132.0	132.1	135.5	135.3	135.5	135.9	139.8	139.7
Primary services		8069-P	12/92	135.5	130.4	132.8	132.7	132.6	132.8	133.0	136.9	136.7	137.0	137.4	142.0	141.9
Rehabilitation hospitals		8069-2	12/92	124.2	122.4	122.7	122.9	123.0	123.2	123.4	124.7	124.7	124.7	126.1	126.1	126.1
Children's hospitals		8069-4	12/92	130.5	125.4	130.8	130.5	130.2	130.4	130.6	130.7	130.6	130.0	130.8	132.9	132.8
Other specialty hospitals, except psychiatric		8069-6	12/92	140.0	132.9	132.9	133.1	133.1	133.3	133.3	143.2	142.8	144.2	143.4	153.8	153.8
Medical laboratories	8071		06/94	113.9	113.4	113.5	113.5	113.6	114.0	114.0	114.0	114.0	114.2	114.3	114.3	114.3
Primary services		8071-P	06/94	114.3	113.8	113.9	113.9	114.0	114.4	114.4	114.4	114.4	114.6	114.7	114.7	114.7
Independent clinical lab services		8071-2	06/94	116.3	115.8	115.8	115.8	115.8	116.3	116.3	116.3	116.3	116.6	116.7	116.7	116.7
Diagnostic imaging services		8071-4	06/94	99.1	98.3	98.6	99.0	99.3	99.3	99.3	99.3	99.3	99.3	99.3	99.2	99.2
Home health care services	808		12/96	116.6	116.0	116.0	116.0	116.8	116.7	116.8	117.3	117.8	117.8	116.2	116.0	116.1
Home health care services	8082		12/96	116.6	116.0	116.0	116.0	116.8	116.7	116.8	117.3	117.8	117.8	116.2	116.0	116.1
Primary services		8082-P	12/96	113.6	112.9	112.9	112.9	113.8	113.8	113.8	114.3	114.9	114.9	113.1	112.9	113.0
Medicare payors		8082-1	12/96	118.2	119.2	119.2	119.2	119.2	119.2	119.3	119.3	119.5	119.5	114.9	114.8	114.8
Non-Medicare payors		8082-2	12/96	110.6	108.8	108.9	108.9	110.4	110.2	110.2	111.1	111.9	111.9	111.8	111.6	111.7
Other receipts		8082-SM	12/96	174.5	174.1	174.1	174.1	174.1	174.1	174.1	174.7	174.7	174.7	174.7	174.7	174.7
Legal services	81		12/96	121.7	120.4	120.7	120.8	120.9	121.0	121.5	121.4	122.5	122.5	122.9	123.0	123.0
Legal services	811		12/96	121.7	120.4	120.7	120.8	120.9	121.0	121.5	121.4	122.5	122.5	122.9	123.0	123.0

See footnotes at end of table.

Table 3. Producer price indexes for the net output of selected industries and their products, 2002¹—Continued

Industry and product	Industry code	Product code	Index base	Annual Average	January	February	March	April	May	June	July	August	September	October	November	December
Legal services	8111		12/96	121.7	120.4	120.7	120.8	120.9	121.0	121.5	121.4	122.5	122.5	122.9	123.0	123.0
Primary services		8111-P	12/96	121.3	120.0	120.3	120.4	120.5	120.6	121.1	121.0	122.1	122.2	122.6	122.6	122.6
Corporate		8111-1	12/96	128.9	127.2	127.9	127.9	127.9	127.9	127.9	127.8	129.8	130.0	130.9	130.6	130.7
Real estate		8111-2	12/96	120.6	119.3	119.4	119.4	119.8	119.8	120.0	120.1	121.7	121.7	121.8	121.9	121.9
Civil negligence		8111-3	12/96	113.3	112.9	113.3	113.3	113.6	113.5	113.5	113.4	113.4	113.4	113.4	113.3	113.3
Defendant		8111-301	12/96	123.9	122.9	123.9	123.9	124.3	124.3	124.1	123.9	123.9	124.0	124.0	124.0	124.0
Plaintiff		8111-302	12/96	101.2	101.3	101.3	101.3	101.3	101.3	101.3	101.3	101.3	101.3	101.2	101.0	101.0
Banking and commercial		8111-4	12/96	136.9	136.1	137.0	137.0	137.0	137.2	137.2	136.7	136.8	136.8	137.1	137.1	137.1
Insurance		8111-5	12/96	115.3	113.8	113.8	115.9	115.9	115.9	115.4	115.4	115.4	115.4	115.4	115.4	115.4
Wills, estate planning, and probate		8111-6	12/96	130.5	130.2	130.2	130.2	130.4	130.5	130.5	130.6	130.6	130.6	130.6	130.7	130.7
Other legal services		8111-7	12/96	119.4	117.5	117.5	117.4	117.5	117.6	119.0	119.0	120.7	120.9	121.5	121.8	121.8
Engineering, architectural, and surveying services	871		12/96	121.1	119.9	120.4	120.4	120.7	120.6	121.1	120.8	120.8	122.3	122.4	122.1	122.1
Engineering design, analysis, and consulting services	8711		12/96	121.4	120.1	120.6	120.6	120.9	120.8	121.3	121.0	121.0	122.8	122.9	122.6	122.5
Primary services		8711-P	12/96	121.4	120.3	120.9	120.8	121.3	121.1	121.7	121.3	121.3	122.2	122.3	122.0	121.8
Building-related engineering		8711-1	12/96	118.3	117.1	117.4	117.4	118.4	118.4	118.4	118.4	118.4	119.0	119.0	119.0	119.0
Nonbuilding-related engineering		8711-2	12/96	123.0	121.8	122.7	122.5	122.7	122.4	123.4	122.8	122.8	123.8	124.0	123.5	123.2
Other receipts		8711-SM	12/96	121.0	118.5	118.7	118.9	118.9	118.9	119.0	119.0	119.0	125.2	125.0	125.0	125.3
Architectural design, analysis, and consulting services	8712		12/96	119.5	119.1	119.1	119.3	119.6	119.6	119.6	119.6	119.7	119.9	119.7	119.6	119.7
Primary services		8712-P	12/96	119.5	118.9	119.0	119.2	119.6	119.6	119.6	119.6	119.7	120.0	119.7	119.6	119.7
Residential dwelling architecture		8712-1	12/96	132.2	132.3	132.0	132.0	132.0	132.0	132.0	132.0	132.5	132.3	132.3	132.3	132.3
Commercial building architecture		8712-2	12/96	120.4	119.9	119.9	120.4	120.6	120.6	120.6	120.6	120.7	120.7	120.3	120.3	120.6
Public and institutional facility architecture		8712-3	12/96	115.8	115.0	115.3	115.4	116.3	116.4	115.7	115.7	115.7	116.2	115.9	115.7	115.7
Other architectural services		8712-4	12/96	111.5	110.4	110.4	110.4	110.7	110.7	111.6	111.6	111.6	112.9	112.8	112.8	112.5
Accounting, auditing, and bookkeeping services	872		12/96	115.3	113.6	113.6	114.6	114.7	114.7	115.6	115.6	116.0	116.2	116.3	116.3	116.3
Accounting, auditing and bookkeeping	8721		06/95	120.1	118.3	118.3	119.3	119.5	119.5	120.4	120.3	120.8	121.0	121.1	121.1	121.1
Primary services		8721-P	06/95	120.1	118.5	118.5	119.6	119.8	119.9	120.4	120.3	120.5	120.7	120.8	120.8	120.8
Single service transactions		8721-1	06/95	122.2	120.3	120.5	121.2	121.7	121.7	122.7	122.6	122.8	123.1	123.3	123.3	123.3
Bookkeeping		8721-101	06/95	120.6	117.0	118.5	121.2	121.2	121.4	121.4	121.1	121.1	121.1	121.3	121.3	121.3
Compilation and review		8721-102	06/95	123.4	123.6	123.6	123.2	123.1	123.1	123.1	123.1	123.5	123.5	123.5	123.5	123.5
Auditing		8721-103	06/95	124.9	122.7	122.7	122.7	123.9	123.9	125.7	125.6	125.6	126.2	126.6	126.6	126.6
Tax preparation and planning		8721-104	06/95	119.5	117.4	117.6	118.9	118.9	118.9	119.9	119.9	120.2	120.6	120.6	120.6	120.6
Multiple services transactions		8721-2	06/95	118.1	117.0	116.7	118.3	118.2	118.2	118.3	118.2	118.4	118.5	118.6	118.6	118.6
Other receipts		8721-SM	06/95	119.1	116.0	116.0	116.0	116.0	116.0	119.5	119.5	122.1	122.1	122.1	122.1	122.1
Special indexes																
Pharmaceutical preparations, by OTC, RX, VET	283D															
Pharmaceutical preparations, non-prescription		283D-OTC	06/01	99.5	100.1	100.0	99.3	99.4	99.5	99.5	99.6	99.6	99.4	99.4	99.4	99.2
Pharmaceutical preparations, prescription		283D-RX	06/01	102.7	100.8	100.9	101.6	101.8	101.8	102.5	102.7	102.9	103.4	104.4	104.6	104.6
Pharmaceutical preparations, veterinary		283D-VET	06/01	100.5	101.5	101.5	100.9	100.1	100.1	100.1	100.1	100.1	100.2	100.2	100.2	100.2
Premiums for property and casualty insurance	9331		06/98	108.2	105.8	106.2	106.7	107.1	107.3	107.8	108.3	108.7	109.1	109.8	110.4	111.0
Primary services		9331-P	06/98	108.2	105.8	106.2	106.7	107.1	107.3	107.8	108.3	108.7	109.1	109.8	110.4	111.0
Premiums for private passenger auto insurance		9331-1	06/98	109.5	105.9	106.6	107.3	108.0	108.5	109.1	109.6	110.2	110.7	111.5	112.4	113.6
Premiums for private passenger auto insurance, California		9331-101	06/98	108.3	104.7	105.2	105.7	105.9	106.2	107.8	108.2	109.3	109.5	111.1	111.9	114.1
Premiums for private passenger auto insurance, New York		9331-102	06/98	109.0	104.9	106.1	106.4	107.1	107.4	107.4	107.7	108.9	110.5	111.1	114.7	115.8
Premiums for private passenger auto insurance, Texas		9331-103	06/98	101.6	97.6	98.2	99.0	99.8	101.8	102.3	102.5	102.7	102.9	103.5	103.9	104.6

See footnotes at end of table.

Table 3. Producer price indexes for the net output of selected industries and their products, 2002¹—Continued

Industry and product	Industry code	Product code	Index base	Annual Average	January	February	March	April	May	June	July	August	September	October	November	December
Premiums for property and casualty insurance —Continued																
Premiums for private passenger auto insurance, Florida		9331-104	06/98	117.9	111.3	112.2	114.1	114.9	116.3	116.6	118.0	118.3	120.4	121.3	125.2	125.6
Premiums for private passenger auto insurance, Pennsylvania		9331-105	06/98	111.9	110.2	110.1	110.6	111.6	111.9	112.0	112.1	112.2	112.4	112.3	112.4	114.8
Premiums for private passenger auto insurance, Illinois		9331-106	06/98	106.8	103.3	103.6	104.4	105.0	105.4	105.9	106.9	107.4	108.6	109.3	110.4	111.0
Premiums for private passenger auto insurance, Ohio		9331-107	06/98	109.6	106.6	106.9	106.8	108.6	109.1	109.4	110.4	110.4	110.6	111.6	112.2	112.4
Premiums for private passenger auto insurance, Michigan		9331-108	06/98	120.3	111.0	115.1	115.7	117.1	117.8	119.2	120.9	123.1	123.1	126.1	126.2	128.2
Premiums for private passenger auto insurance, New Jersey		9331-109	06/98	99.2	97.4	97.4	97.8	98.5	99.0	99.7	99.7	100.0	100.1	100.3	100.6	100.5
Premiums for private passenger auto insurance, North Carolina		9331-111	06/98	109.1	106.1	106.4	106.5	107.1	108.9	109.2	109.3	110.2	110.2	111.7	111.7	112.3
Premiums for private passenger auto insurance, all other areas		9331-112	06/98	110.0	107.2	107.7	108.5	109.1	109.2	109.9	110.2	110.7	111.0	111.5	111.8	113.2
Premiums for homeowner's insurance		9331-2	06/98	119.5	115.3	115.6	116.3	116.9	117.0	118.2	119.5	120.1	121.2	123.4	125.1	125.6
Premiums for homeowner's insurance, California		9331-201	06/98	112.5	110.2	110.3	110.5	110.5	110.5	110.4	110.4	110.4	111.0	117.7	119.2	119.3
Premiums for homeowner's insurance, New York		9331-202	06/98	108.8	107.7	107.6	107.7	107.7	107.7	108.0	108.2	108.2	108.7	108.7	111.7	113.4
Premiums for homeowner's insurance, Texas		9331-203	06/98	130.6	125.9	125.9	126.0	127.3	127.3	127.3	128.2	134.2	139.2	139.2	139.2	139.2
Premiums for homeowner's insurance, Florida		9331-204	06/98	116.6	110.4	110.6	116.9	117.1	117.1	117.1	117.1	117.5	118.7	118.7	118.7	119.6
Premiums for homeowner's insurance, Pennsylvania		9331-205	06/98	117.5	113.8	114.6	114.7	114.7	115.9	116.8	117.3	118.6	119.7	121.3	121.3	121.3
Premiums for homeowner's insurance, all other areas		9331-206	06/98	120.9	116.3	116.6	117.0	117.8	117.8	119.7	121.8	122.5	123.1	124.7	126.7	127.2
Premiums for commercial auto insurance		9331-3	06/98	107.4	105.7	105.7	106.3	106.7	106.6	106.7	106.8	107.1	108.4	109.3	109.4	109.4
Premiums for non-auto liability insurance		9331-4	06/98	104.4	103.2	103.3	103.6	103.9	103.9	104.3	104.6	104.8	104.9	105.0	105.4	105.5
Premiums for product liability insurance		9331-401	06/98	102.1	100.4	101.3	100.5	100.5	100.8	100.8	100.9	102.9	103.3	103.4	104.7	106.1
Premiums for medical malpractice insurance		9331-402	06/98	108.8	107.4	107.6	107.6	107.6	107.6	107.9	109.7	109.8	109.8	110.2	110.2	110.2
Premiums for other non-auto liability insurance		9331-403	06/98	103.5	102.4	102.5	103.0	103.3	103.3	103.7	103.7	103.7	103.8	103.9	104.4	104.4
Premiums for commercial multiple peril insurance		9331-5	06/98	105.5	104.4	104.4	104.6	104.6	104.7	105.4	105.5	105.6	106.0	106.5	106.9	106.9
Premiums for worker's compensation insurance		9331-6	06/98	103.1	102.1	102.2	102.3	102.5	102.5	102.8	103.5	103.6	103.8	104.0	104.0	104.1
Premiums for inland marine insurance		9331-7	06/98	104.4	104.1	104.2	104.3	104.3	104.3	104.3	104.4	104.5	104.6	104.6	104.6	104.6
Premiums for surety and financial guaranty insurance		9331-8	06/98	97.2	97.2	97.2	97.2	97.2	97.2	97.2	97.2	97.3	97.3	97.3	97.3	97.3
Premiums for fidelity insurance		9331-9	06/98	95.2	95.2	95.2	95.2	95.2	95.2	95.2	95.2	95.2	95.3	95.3	95.3	95.3
Premiums for other property and casualty insurance		9331-A	06/98	107.3	106.6	106.9	107.0	107.0	107.0	107.2	107.4	107.6	107.6	107.7	107.7	108.4

¹ Monthly data and annual averages have been revised to reflect the availability of late reports and corrections by respondents. Industry and product class indexes may include products not shown separately.

² Not available.

³ The special index for 9331, in which prices reflect premiums only, contrasts with the index shown elsewhere in this table for SIC 6331, where prices reflect premiums plus the amount of investment income earned on the invested portion of the premium. n.e.c. = Not elsewhere classified.

mfp = Made from purchased materials.

Note: The annual average calculation method uses unrounded monthly indexes and unpublished monthly data. Therefore, the annual averages may not agree with those computed by averaging the monthly indexes as shown here.

Note: NAICS 2002 replaces the SIC classification system beginning with the release of PPI data for January 2004. See <http://www.bls.gov/ppi/ppinaics.htm> for details.

Table 4. Producer price indexes for commodity groups, subgroups, product classes, and individual items, 2002¹
(1982=100 unless otherwise indicated)

Code	Commodity	Other index base	Ann. Avg.	Jan.	Feb.	Mar.	Apr.	May	June	July	Aug.	Sep.	Oct.	Nov.	Dec.
	All commodities		131.1	128.5	128.4	129.8	130.8	130.8	130.9	131.2	131.5	132.3	133.2	133.1	132.9
	Industrial commodities		132.4	129.4	129.1	130.5	132.4	132.3	132.4	132.6	132.8	133.7	134.8	134.7	134.4
	Farm products, processed foods and feeds		123.9	123.9	125.1	125.9	122.0	122.5	122.6	123.5	124.0	124.2	124.1	124.1	124.8
01	Farm products		99.0	99.9	101.8	104.4	94.3	96.6	96.2	97.9	99.7	99.8	99.1	99.1	99.1
011	Fruits & melons, fresh/dry vegs. & nuts		116.1	128.6	134.4	149.6	104.0	114.5	113.4	113.5	112.1	106.7	111.3	105.4	99.3
0111	Fresh fruits and melons		91.5	108.5	94.4	91.3	85.6	103.2	90.6	85.9	92.1	91.3	94.7	83.5	76.5
01	Citrus fruits		131.6	117.1	110.9	106.6	111.6	137.6	145.0	144.1	158.3	167.9	171.6	122.1	86.6
0101	Grapefruits		188.2	181.1	178.5	172.6	181.6	198.0	197.5	219.8	222.1	171.0	206.2	170.4	160.1
0104	Lemons		236.4	181.1	147.4	151.6	169.6	244.6	277.2	310.1	302.4	304.2	287.1	259.7	201.3
0105	Valencia oranges		(2)	(2)	64.1	63.5	61.3	64.2	67.6	65.2	73.5	81.4	84.7	(2)	(2)
0106	Navel oranges		(2)	95.2	91.9	85.2	91.4	126.3	(2)	(2)	(2)	(2)	(2)	111.6	73.1
0108	Tangerines	Dec/91	(2)	106.7	92.4	87.2	123.3	(2)	(2)	(2)	(2)	(2)	105.5	104.8	98.4
0109	Tangelos	Dec/91	(2)	166.6	147.1	(2)	(2)	(2)	(2)	(2)	(2)	(2)	(2)	203.0	181.0
02	Other fruits and berries		81.7	105.4	88.3	85.1	76.4	93.3	78.2	71.7	78.2	74.6	77.8	75.9	75.4
0201	Plums and fresh prunes	Dec/91	(2)	(2)	(2)	(2)	(2)	(2)	243.6	139.3	108.0	108.0	(2)	(2)	(2)
0202	Nectarines	Dec/91	(2)	(2)	(2)	(2)	(2)	(2)	48.0	24.0	38.4	40.8	(2)	(2)	(2)
0203	Cherries	Dec/91	(2)	(2)	(2)	(2)	(2)	(2)	155.3	82.8	(2)	(2)	(2)	(2)	(2)
0204	Apricots	Dec/91	(2)	(2)	(2)	(2)	(2)	(2)	120.5	116.5	(2)	(2)	(2)	(2)	(2)
0205	Avocados	Dec/91	(2)	120.8	119.8	135.4	120.9	(2)	141.2	137.4	140.4	123.8	(2)	(2)	(2)
0206	Kiwifruit	Dec/91	(2)	74.3	74.3	99.1	(2)	(2)	(2)	(2)	(2)	(2)	(2)	(2)	(2)
0207	Pineapples	Dec/91	113.3	111.1	111.1	111.1	111.1	(2)	110.4	113.6	113.6	113.6	116.1	119.4	116.9
0208	Granny Smith apples	Dec/91	83.9	77.3	80.8	80.8	74.3	74.3	74.3	74.3	(2)	129.9	93.6	86.7	81.7
0209	Rome apples	Dec/91	(2)	90.3	87.7	87.4	84.7	84.7	86.7	(2)	(2)	(2)	122.2	119.6	114.4
0211	Golden delicious apples	Dec/91	108.2	103.0	107.6	102.8	102.4	106.9	106.9	106.9	(2)	123.5	112.3	106.9	105.8
0215	Red delicious apples		125.1	125.3	125.3	117.2	117.2	113.2	113.2	111.0	117.9	141.5	148.3	135.7	135.0
0216	McIntosh apples		129.6	119.3	121.3	125.3	130.7	130.7	119.4	(2)	(2)	128.6	140.0	148.7	148.5
0218	Table grapes		(2)	(2)	(2)	(2)	(2)	(2)	62.6	76.8	72.9	62.7	60.3	60.5	(2)
0219	Peaches		(2)	(2)	(2)	(2)	(2)	294.8	98.3	82.6	88.9	81.6	(2)	(2)	(2)
0221	Pears		85.6	83.7	81.6	84.6	83.2	83.2	80.1	(2)	94.3	102.3	104.6	83.3	82.4
0222	Strawberries		119.0	305.8	167.1	148.5	83.7	86.3	88.1	60.3	116.0	77.0	93.7	(2)	(2)
0224	Raspberries	Dec/91	(2)	(2)	(2)	(2)	(2)	38.0	25.3	25.9	25.3	25.3	27.1	(2)	(2)
0225	Blackberries	Dec/91	(2)	(2)	(2)	(2)	(2)	(2)	(2)	40.0	40.9	44.6	(2)	(2)	(2)
0226	Cranberries	Dec/91	(2)	(2)	(2)	(2)	(2)	(2)	(2)	(2)	(2)	(2)	29.1	31.2	(2)
0227	Blueberries	Dec/91	(2)	(2)	(2)	(2)	(2)	(2)	18.1	15.3	16.6	19.6	(2)	(2)	(2)
03	Melons	Dec/91	(2)	(2)	(2)	(2)	(2)	(2)	74.7	80.5	58.7	60.1	66.2	55.3	(2)
0301	Cantaloupes		(2)	(2)	(2)	(2)	(2)	(2)	95.7	103.9	111.6	115.6	118.5	101.5	(2)
0302	Honeydews	Dec/91	(2)	(2)	(2)	(2)	(2)	(2)	97.2	105.9	(2)	(2)	123.7	93.0	(2)
0303	Watermelons	Dec/91	(2)	(2)	(2)	(2)	(2)	(2)	109.1	116.4	48.6	48.6	(2)	(2)	(2)
0113	Fresh and dry vegetables		136.5	144.7	176.7	216.8	116.1	118.1	131.9	138.4	127.0	115.2	119.9	119.7	113.8
01	Dry vegetables		106.9	113.6	124.3	125.1	119.7	117.7	115.9	113.3	99.3	96.7	86.8	84.4	85.6
0101	Dry pea beans		87.8	113.0	112.2	111.5	96.8	93.4	88.9	86.0	77.2	75.1	67.8	66.4	65.6
0102	Dry pinto beans	Dec/91	253.6	256.9	300.2	304.3	297.3	294.1	291.6	282.6	235.2	220.6	189.5	183.2	187.6
0103	Dry great northern beans	Dec/91	185.5	171.9	173.2	171.7	171.3	171.3	171.3	183.4	199.2	221.7	206.7	192.5	192.5
0104	Dry pink beans	Dec/91	230.9	235.1	244.1	244.0	247.5	245.7	244.0	244.0	233.4	(2)	204.8	201.4	201.6
0105	Dry peas	Dec/91	132.1	123.6	124.8	124.5	128.9	127.9	127.7	126.4	122.9	137.4	143.2	146.5	151.6
0106	Dry lentils	Dec/91	88.9	82.8	79.7	78.1	84.4	81.3	84.4	83.6	82.8	89.8	104.7	106.3	108.6
02	Fresh vegetables, except potatoes		137.7	146.1	188.7	242.5	101.7	107.2	123.2	127.1	125.4	116.7	126.9	127.4	119.0
0211	Cabbage		162.9	122.5	151.2	137.0	159.9	246.0	233.7	194.7	124.5	129.6	129.0	121.8	204.8
0212	Carrots		144.9	170.5	170.5	135.0	135.0	135.9	139.3	139.3	146.8	141.5	140.7	142.0	142.0

See footnotes at the end of the table.

Table 4. Producer price indexes for commodity groups, subgroups, product classes, and individual items, 2002¹--Continued
(1982=100 unless otherwise indicated)

Code	Commodity	Other index base	Ann. Avg.	Jan.	Feb.	Mar.	Apr.	May	June	July	Aug.	Sep.	Oct.	Nov.	Dec.
0113	Fresh and dry vegetables (Cont'd)														
0213	Celery		159.6	125.0	222.4	274.1	270.8	147.7	117.0	120.5	107.0	133.3	107.1	187.8	102.9
0214	Sweet corn		94.3	106.3	96.6	111.2	46.5	100.0	91.3	146.1	112.6	(2)	73.0	79.1	63.5
0215	Lettuce		196.4	160.2	428.4	780.2	102.2	78.8	76.9	102.5	149.0	114.9	181.0	105.0	78.0
0216	Dry onions		93.5	82.9	75.8	54.6	75.4	127.3	126.9	108.4	126.3	85.4	84.7	82.6	91.3
0217	Tomatoes		135.6	207.7	108.9	129.5	122.6	89.6	115.9	133.1	102.7	87.2	144.7	185.3	199.6
0218	Snap beans		200.1	263.9	232.5	122.9	107.3	111.8	285.2	297.5	172.2	187.9	152.1	241.5	225.9
0221	Asparagus	Dec/91	(2)	(2)	(2)	(2)	(2)	125.4	137.9	(2)	(2)	(2)	(2)	(2)	(2)
0222	Broccoli	Dec/91	134.6	119.2	339.8	140.5	75.6	73.2	142.7	96.2	95.6	191.5	100.7	165.7	74.2
0223	Cauliflower	Dec/91	45.5	67.9	54.0	91.7	26.0	26.2	63.4	51.2	28.9	33.1	30.8	44.3	28.7
0224	Spinach	Dec/91	213.5	238.6	503.5	171.3	139.4	156.0	148.8	170.2	169.9	285.4	188.3	232.0	158.8
0225	Greens	Dec/91	125.4	132.0	108.6	114.1	121.6	114.3	120.0	118.4	113.2	137.0	143.7	131.9	149.9
0226	Endive	Dec/91	(2)	373.7	292.9	373.7	252.5	(2)	(2)	(2)	(2)	(2)	(2)	(2)	(2)
0228	Green peppers	Dec/91	(2)	(2)	75.5	227.4	160.3	229.9	(2)	219.0	236.6	(2)	(2)	159.8	194.4
0229	Eggplant	Dec/91	189.2	258.2	270.8	205.4	227.2	270.8	111.1	109.0	(2)	(2)	217.9	263.7	129.1
0231	Squash	Dec/91	129.4	259.5	117.0	139.1	111.5	83.3	106.6	107.3	139.6	182.2	160.1	71.2	74.9
0232	Beets	Dec/91	(2)	122.4	119.8	119.8	118.5	(2)	(2)	(2)	(2)	(2)	(2)	(2)	(2)
0233	Radishes	Dec/91	221.5	343.0	221.9	242.1	121.1	201.8	(2)	242.1	211.8	211.8	206.8	221.9	201.8
0234	Cucumbers	Dec/91	(2)	(2)	(2)	(2)	(2)	(2)	(2)	199.2	289.7	217.3	191.7	(2)	(2)
03	Sweet potatoes		189.1	192.9	179.2	192.4	174.3	204.0	194.4	187.6	187.6	178.0	190.6	190.9	197.1
04	Irish potatoes for consumer use		173.2	180.1	179.0	181.8	218.6	203.6	222.0	244.2	177.3	135.0	114.9	111.7	110.2
0401	Long white potatoes	Dec/91	(2)	(2)	(2)	(2)	308.9	173.8	144.2	164.3	211.2	(2)	(2)	(2)	(2)
0402	Round white potatoes	Dec/91	168.5	183.5	183.5	183.5	223.6	211.0	145.1	(2)	179.3	147.2	141.9	127.4	130.5
0403	Russet potatoes	Dec/91	175.5	194.4	193.0	196.1	202.1	204.4	254.6	279.7	169.2	122.8	96.5	98.4	95.1
0404	Round red potatoes	Dec/91	156.0	141.9	138.9	154.4	176.3	206.0	171.9	163.1	171.7	148.3	136.0	133.5	130.0
05	Irish potatoes for processing	Dec/91	65.4	72.6	72.6	72.6	68.7	60.2	65.2	85.9	(2)	54.7	55.7	55.7	58.3
0119	Tree nuts		(2)	431.8	435.7	435.7	(2)	(2)	(2)	(2)	(2)	(2)	473.9	497.0	513.6
0101	Pecans		(2)	249.2	249.2	249.2	(2)	(2)	(2)	(2)	(2)	(2)	258.2	519.4	541.5
0102	Almonds	Dec/91	(2)	99.3	99.3	99.3	(2)	(2)	(2)	(2)	(2)	(2)	109.5	102.6	110.9
0103	Pilberts	Dec/91	(2)	105.1	122.1	122.1	(2)	(2)	(2)	(2)	(2)	(2)	120.9	125.3	125.3
0104	Walnuts	Dec/91	(2)	122.8	125.2	125.2	(2)	(2)	(2)	(2)	(2)	(2)	(2)	123.4	116.1
0106	Pistachios	Dec/91	(2)	92.1	(2)	(2)	(2)	(2)	(2)	(2)	(2)	(2)	(2)	102.6	102.6
012	Grains		91.5	82.2	80.9	81.2	79.3	82.8	81.5	90.0	104.6	114.1	105.8	98.8	96.3
0121	Wheat		97.9	86.7	84.6	83.3	82.2	82.5	85.6	95.2	106.1	126.3	124.6	111.1	106.3
0101	Hard red winter wheat		97.0	83.6	81.6	80.2	79.8	79.8	85.3	94.4	107.7	128.6	127.5	109.2	105.9
0102	Hard red spring wheat		103.1	91.7	91.1	90.6	89.6	90.8	90.0	99.8	105.4	129.0	125.6	120.0	113.3
0103	Soft white wheat		93.0	86.4	85.4	84.0	79.0	82.1	83.1	89.0	98.6	112.1	111.2	106.9	98.5
0104	Soft red winter wheat		98.1	85.3	82.9	81.1	81.3	79.6	82.5	95.8	110.5	130.5	129.0	111.4	107.2
0105	Hard amber durum wheat	Dec/84	(2)	(2)	108.1	(2)	(2)	102.9	(2)	(2)	116.8	(2)	(2)	(2)	(2)
0122	Other grains		91.3	82.0	81.0	81.8	79.8	84.6	81.6	90.3	107.2	113.4	102.2	97.1	95.2
01	Barley		106.3	95.7	96.1	95.7	95.4	94.7	94.6	95.6	105.7	108.5	127.2	131.9	134.6
02	Corn		89.4	80.2	79.2	80.0	78.1	83.1	80.1	88.8	105.7	111.9	99.5	93.9	91.8
05	Sorghum	Dec/91	95.5	86.4	83.6	85.4	81.8	84.8	81.1	92.3	110.9	118.4	108.3	107.9	105.5
0123	Louisiana rough rice	Dec/91	55.1	57.5	57.0	57.0	53.1	53.5	53.5	53.5	53.5	54.6	55.8	55.8	55.8
0101	Long grain rice	Dec/91	49.7	53.0	52.4	52.4	48.4	48.4	48.4	48.4	48.4	49.0	49.0	49.0	49.0
0102	Medium grain rice	Dec/91	68.9	68.8	68.8	68.8	65.1	66.6	66.6	66.6	66.6	68.8	73.3	73.3	73.3
013	Slaughter livestock		89.1	89.7	96.4	98.4	90.1	90.3	86.6	86.4	84.9	83.1	85.8	87.2	90.6
0131	Slaughter cattle		100.8	98.9	108.4	111.6	104.3	101.3	96.6	94.1	95.2	96.5	97.0	101.2	104.6
01	Slaughter steers and heifers		101.2	98.6	107.8	111.5	102.5	100.2	95.9	93.9	95.3	97.5	98.5	104.8	108.4
02	Slaughter cows and bulls		91.1	91.1	101.2	104.6	101.9	97.8	92.3	88.7	88.1	84.5	84.4	77.8	80.7

See footnotes at the end of the table.

Table 4. Producer price indexes for commodity groups, subgroups, product classes, and individual items, 2002¹--Continued
(1982=100 unless otherwise indicated)

Code	Commodity	Other index base	Ann. Avg.	Jan.	Feb.	Mar.	Apr.	May	June	July	Aug.	Sep.	Oct.	Nov.	Dec.
0131	Slaughter cattle (Cont'd)														
03	Slaughter vealers		58.7	73.4	83.3	59.6	89.0	69.9	63.5	48.3	51.4	53.7	34.9	41.0	36.2
0132	Slaughter hogs		55.4	63.1	62.3	61.0	50.1	58.8	57.4	63.0	54.5	44.5	53.0	46.8	50.2
01	Slaughter barrows and gilts		55.5	63.2	62.3	60.5	49.5	58.9	58.0	63.7	54.7	45.1	53.2	46.8	50.3
02	Slaughter sows		52.3	61.3	62.7	70.2	61.0	56.1	45.1	47.8	49.7	32.5	48.0	46.2	47.0
0133	Slaughter lambs		124.1	105.7	112.8	114.4	107.6	104.1	121.5	129.9	126.8	133.2	134.0	147.0	152.5
014	Slaughter poultry		119.9	124.7	119.9	118.8	112.7	120.8	128.8	125.7	121.1	123.1	112.3	115.0	116.3
0141	Slaughter chickens		124.1	131.1	126.1	124.7	117.7	125.6	134.8	130.2	124.1	127.2	114.5	115.6	118.0
02	Slaughter broiler/fryers		125.9	132.9	127.9	126.5	119.3	127.3	136.7	132.0	125.8	128.9	116.1	117.2	119.7
0142	Slaughter turkeys		104.3	100.4	96.0	95.9	93.6	103.0	105.9	109.3	110.5	108.2	104.4	114.0	110.7
0143	Slaughter ducks	Dec/91	136.4	136.3	136.3	136.3	136.3	136.3	136.3	136.3	136.3	136.3	136.7	136.7	136.7
015	Plant and animal fibers		62.5	54.9	56.6	55.2	54.3	52.2	58.2	67.2	67.0	64.7	66.1	74.7	78.6
0151	Raw cotton		61.5	54.4	55.9	54.4	53.4	51.1	57.2	66.2	66.0	63.7	65.1	73.6	77.5
0152	Wool		78.9	52.0	65.3	67.3	74.5	80.5	83.9	82.5	82.5	82.5	86.6	94.7	94.9
016	Fluid milk		90.8	100.2	98.0	94.9	94.2	91.2	87.4	83.6	85.1	86.7	90.5	88.9	88.9
0161	Milk eligible for fluid use		91.2	100.6	98.3	95.3	94.6	91.6	87.8	84.1	85.6	87.1	90.8	89.3	89.3
0162	Milk, manufacturing grade		89.2	101.8	98.5	92.8	92.8	91.1	84.5	78.0	80.4	84.5	91.9	87.0	87.0
017	Chicken eggs		95.8	100.0	85.0	102.4	81.2	77.2	102.7	89.8	100.8	89.0	87.9	120.5	112.7
0171	Chicken eggs														
07	Eggs for fresh use	Dec/91	82.9	89.4	74.5	92.6	71.2	66.2	85.5	76.8	86.4	77.9	74.1	103.4	97.1
0701	Eggs, jumbo	Dec/84	95.8	95.7	81.1	101.0	78.3	74.6	100.3	95.7	114.3	99.8	92.6	112.3	104.4
0702	Eggs, extra large	Dec/84	97.0	101.8	86.2	108.3	81.6	76.2	100.1	90.9	105.8	93.9	88.5	118.9	111.6
0703	Eggs, large		101.8	109.3	91.3	116.9	86.1	79.7	105.0	93.7	108.0	95.1	90.2	125.9	120.2
0704	Eggs, medium	Dec/84	85.4	99.4	78.9	83.7	80.7	75.7	87.3	78.6	73.0	76.5	75.6	114.7	100.2
0705	Eggs, small	Dec/84	67.6	66.6	66.6	67.2	67.2	65.8	65.8	65.8	65.2	64.2	64.2	76.5	76.5
08	Breaker stock and checks and undergrades	Dec/91	75.4	70.9	64.4	69.8	61.5	62.6	90.3	73.2	81.6	68.0	74.7	97.5	89.9
0801	Breaker stock	Dec/91	77.3	73.0	66.9	72.1	64.1	65.2	91.9	75.4	83.2	70.0	76.4	98.7	91.3
0802	Checks and undergrades	Dec/91	61.0	54.9	45.5	52.0	40.7	42.2	79.4	57.0	71.4	53.7	63.2	90.9	81.2
018	Hay, hayseeds and oilseeds		115.0	103.0	102.3	104.6	108.4	110.1	113.4	124.7	126.7	125.4	118.9	121.7	121.1
0181	Alfalfa hay		187.9	186.3	183.5	182.3	195.5	199.2	188.2	188.2	186.3	188.2	186.3	186.3	184.5
0183	Oilseeds		98.8	85.5	85.3	88.0	90.1	91.5	96.9	109.6	112.1	110.4	103.3	106.5	106.2
0111	Peanuts		(2)	128.0	(2)	(2)	(2)	99.3	(2)	(2)	100.1	(2)	(2)	(2)	(2)
0121	Cottonseed		(2)	119.1	129.2	(2)	(2)	(2)	(2)	(2)	(2)	120.3	126.7	126.7	127.9
0131	Soybeans		87.7	74.5	73.8	76.7	78.3	81.4	86.2	97.8	100.4	99.5	92.6	95.9	95.4
0151	Flaxseed	Dec/91	105.2	84.6	95.5	95.5	95.9	100.9	106.9	108.1	105.9	111.5	115.7	121.4	120.4
0161	Sunflower	Dec/91	110.6	91.2	95.6	97.5	101.3	100.4	112.8	130.9	124.3	125.2	114.7	114.7	118.5
019	Other farm products		(2)	168.8	164.4	144.2	(2)	(2)	(2)	163.1	158.2	159.1	162.6	171.8	173.6
0192	Leaf tobacco		(2)	113.2	110.2	96.7	(2)	(2)	(2)	109.3	106.1	106.7	109.0	115.2	116.4

See footnotes at the end of the table.

Table 4. Producer price indexes for commodity groups, subgroups, product classes, and individual items, 2002¹--Continued
(1982=100 unless otherwise indicated)

Code	Commodity	Other index base	Ann. Avg.	Jan.	Feb.	Mar.	Apr.	May	June	July	Aug.	Sep.	Oct.	Nov.	Dec.
02	Processed foods and feeds		136.2	135.7	136.5	136.4	135.8	135.3	135.6	136.2	136.0	136.3	136.4	136.5	137.5
021	Cereal and bakery products		164.5	163.2	163.4	163.3	162.8	162.8	163.1	164.0	164.6	166.1	166.9	166.4	166.9
0211	Bakery products		189.9	188.8	189.3	189.1	189.6	189.3	189.4	189.4	189.6	190.2	190.9	190.9	192.1
01	White pan bread		210.5	209.4	209.3	209.3	209.9	209.6	210.1	210.4	210.0	210.4	212.0	212.1	213.2
04	Other bread		197.0	196.1	195.6	196.6	197.4	196.5	196.8	196.4	196.1	196.7	197.2	196.6	201.7
0401	White hearth bread		211.1	208.9	208.9	208.9	209.6	210.6	210.7	210.4	211.7	211.7	211.9	212.0	219.2
0402	Dark wheat bread		189.1	188.1	189.0	188.9	189.0	189.2	189.8	188.8	188.0	188.4	189.2	189.8	191.4
0404	Other variety bread, including rye		190.2	191.4	188.0	191.9	194.1	189.0	189.0	189.5	189.6	189.6	189.8	186.7	194.1
05	Bread type rolls/stuffing/croutons/crumb		185.8	185.0	186.4	184.4	185.7	184.6	184.2	184.2	185.0	186.2	187.7	187.3	188.4
0501	Hamburger and weiner rolls		187.3	188.8	189.7	185.1	186.9	184.7	183.9	184.1	185.0	187.8	189.8	189.8	191.8
0508	Other bread rolls and stuffing	Jun/99	106.6	105.1	106.1	106.3	106.7	106.7	106.7	106.6	106.9	106.9	107.5	107.0	107.2
07	Sweet yeast goods		174.2	168.5	171.5	171.5	171.5	173.8	173.8	173.8	174.5	176.8	176.8	178.5	179.8
08	Soft cakes		201.0	200.3	200.4	200.7	200.7	200.7	200.7	200.7	200.9	201.6	201.7	201.9	201.9
09	Pies		207.4	205.1	206.9	207.2	207.2	207.2	207.2	207.2	207.2	207.2	207.2	207.5	211.3
11	Pastries		169.7	169.0	164.4	171.4	171.4	171.4	171.4	169.6	169.6	169.6	169.6	169.6	169.6
12	Cake type doughnuts		182.0	179.1	181.2	181.2	181.0	181.8	181.9	182.2	182.9	182.9	182.9	184.2	183.8
21	Cookies, crackers, and related products		181.6	181.1	181.3	181.3	181.4	181.3	181.4	181.5	181.7	181.9	182.0	182.1	182.1
2103	Cookies, ice cream cones, and toaster pa	Jun/83	162.1	161.9	161.8	161.8	161.9	161.7	161.8	162.0	162.3	162.3	162.4	162.7	162.7
2104	Crackers, cracker sandwiches and pretzel	Jun/83	198.2	197.3	198.0	197.9	198.0	198.2	198.3	198.1	198.3	198.7	198.7	198.7	198.7
0212	Flour and flour base mixes and doughs		122.5	119.8	119.8	120.5	118.3	119.1	119.5	122.2	123.7	126.5	128.1	126.7	125.2
03	Flour		116.2	112.3	112.3	113.3	109.1	110.9	111.5	115.3	118.3	123.8	126.0	122.2	119.4
04	Flour base mixes and doughs		130.2	128.7	128.7	129.2	128.8	128.7	128.9	130.5	130.5	130.8	131.7	132.8	132.5
0213	Milled rice		80.3	83.9	82.7	78.7	77.7	75.9	76.0	75.9	76.9	83.6	83.3	83.0	85.4
01	Head rice		82.4	85.0	84.3	80.3	80.0	78.7	78.8	78.9	78.9	86.5	85.1	84.8	87.8
0101	Medium grain milled rice		83.8	85.9	85.2	80.4	80.2	79.2	79.5	79.7	79.7	89.4	87.7	87.2	91.3
0102	Long grain milled rice		70.9	75.2	73.8	72.5	71.8	69.5	69.2	69.1	69.1	70.2	70.0	70.1	69.9
02	Other milled rice and byproducts	Jun/84	57.1	63.2	61.1	57.7	54.8	51.9	51.9	51.0	54.8	57.7	60.5	60.5	60.5
0214	Other cereals		157.5	156.4	156.6	156.6	156.3	156.3	157.1	157.7	158.0	158.4	159.1	158.3	159.2
02	Pasta products	Jun/85	121.7	122.2	122.3	122.3	121.4	121.4	121.4	121.4	121.4	121.5	121.5	121.5	121.5
0201	Macaroni, spaghetti, vermicelli, & other m	Jun/85	122.8	123.5	123.5	123.5	122.6	122.6	122.6	122.6	122.6	122.7	122.7	122.7	122.7
0202	Noodle products	Jun/85	120.4	120.3	120.3	120.5	120.4	120.4	120.4	120.4	120.4	120.4	120.4	120.5	120.5
09	Other cereals except pasta products	Jun/85	153.2	152.0	152.2	152.2	151.9	151.9	152.8	153.5	153.9	154.2	155.0	154.1	155.2
0903	Breakfast cereals, instant hot and cooke	Dec/00	103.6	103.8	103.8	103.8	103.8	103.8	103.8	103.8	103.8	103.8	103.2	103.2	103.2
0904	Breakfast cereals, ready to serve	Dec/83	173.7	173.8	173.8	173.8	173.8	173.8	173.8	173.8	173.8	173.8	173.8	172.1	173.8
0907	Manufactured starch	Jun/85	129.4	125.9	125.9	125.4	125.2	125.2	131.0	130.9	132.1	132.6	133.6	132.4	132.3
0908	Other grain mill products, except wheat	Jun/98	106.9	103.7	104.6	104.9	104.0	104.0	103.8	106.4	107.2	108.2	111.0	112.0	112.5
022	Meats, poultry, and fish		119.1	119.8	123.1	122.5	120.0	119.1	119.1	119.8	117.7	116.9	116.8	116.8	118.3
0221	Meats		113.4	113.2	116.9	118.3	115.2	112.9	113.5	114.2	112.0	110.1	109.9	110.3	114.0
01	Beef/veal products, fresh or frozen		114.7	111.9	119.6	120.8	117.5	114.5	115.7	114.4	111.5	112.3	109.6	111.1	117.7
0103	Beef carcass, fresh or frozen	Jun/01	89.0	88.4	93.0	94.7	92.7	89.7	90.0	89.3	86.3	84.7	83.1	85.0	91.0
0124	Boneless beef, fresh/frozen, inc. ground	Jun/01	94.6	98.8	102.5	100.6	100.7	95.6	96.3	95.7	87.6	92.0	85.7	86.7	92.9
0125	Boxed beef/subprimal/fabricated cuts, ho	Dec/95	116.2	108.9	120.2	121.8	116.6	115.3	117.2	115.6	114.7	115.3	113.2	114.5	121.3
0128	Other beef product, fresh or frozen, inc	Jun/01	84.8	95.5	82.2	86.0	89.1	81.9	79.1	79.4	80.6	83.2	88.5	88.5	83.2
0129	Veal, fresh or frozen, not canned or sau	Dec/88	102.2	99.3	101.0	102.5	102.8	102.6	103.2	101.8	105.2	102.9	102.6	101.7	101.1
03	Lamb/mutton, fresh or frozen		155.1	142.0	143.0	151.9	149.4	148.3	153.9	163.1	162.0	159.8	158.4	163.5	166.3
04	Pork products, fresh, frozen or processed		109.0	112.7	112.9	115.1	109.7	107.7	108.8	112.4	108.8	102.0	106.4	105.4	106.2
0444	Pork, fresh/frozen, unproc., all cuts, e	Jun/01	83.1	86.7	86.4	89.3	83.9	82.8	84.9	88.3	82.8	75.3	79.6	78.1	78.7
0447	Pork, processed or cured, not canned or	Jun/01	95.4	97.4	98.2	98.3	95.7	93.2	92.2	94.3	95.3	93.1	95.3	95.7	96.4
05	Other meats, fresh, frozen, or canned		115.8	116.8	116.2	117.0	117.0	115.9	114.5	115.8	116.8	115.0	114.6	114.4	115.0
0503	Fresh/processed sausage, deli & cooked m	Jun/01	96.7	97.1	96.4	97.5	98.2	96.9	95.3	96.8	98.0	96.7	96.3	95.4	95.3
0579	Canned meats, exc. dog, cat, and baby fo	Dec/88	121.8	122.8	122.8	122.8	123.0	121.9	122.1	121.6	121.3	120.7	121.2	121.0	120.8

See footnotes at the end of the table.

Table 4. Producer price indexes for commodity groups, subgroups, product classes, and individual items, 2002¹--Continued
(1982=100 unless otherwise indicated)

Code	Commodity	Other index base	Ann. Avg.	Jan.	Feb.	Mar.	Apr.	May	June	July	Aug.	Sep.	Oct.	Nov.	Dec.
0221	Meats (Cont'd)														
0586	Portion control & other meat-type produc	Dec/01	94.3	96.0	95.5	95.6	94.6	94.2	93.5	94.2	94.8	92.9	92.3	93.2	94.8
0222	Processed poultry		111.3	115.5	114.4	112.4	110.5	112.1	112.1	111.7	109.9	111.1	108.7	108.6	109.0
03	Young chickens (broilers/fryers/roasters)		109.7	115.8	114.5	111.2	108.6	111.2	111.4	109.8	108.4	109.9	105.4	104.7	105.5
06	Turkeys (toms/hens), inc. whole/parts/grou		95.3	96.8	95.8	96.1	94.8	94.9	95.3	96.1	96.0	95.6	93.8	93.8	94.1
08	Canned, cooked, smoked or prepared poultry		125.6	127.7	127.0	126.0	125.1	125.7	125.0	126.5	122.7	124.2	125.4	126.4	126.0
09	Chicken hens and other poultry/small game	Dec/90	82.4	82.2	82.2	82.3	81.7	81.7	81.7	81.7	81.7	81.7	81.7	84.5	83.9
0909	Chicken hens; breeder or egg producing t	Dec/97	(2)	71.1	71.1	71.1	(2)	(2)	(2)	(2)	(2)	(2)	(2)	(2)	(2)
0911	Other poultry/small game (duck, goose, r	Dec/90	91.8	94.6	94.6	94.6	91.6	91.6	91.6	91.6	91.6	91.6	91.6	88.5	87.9
0223	Unprocessed and packaged fish		191.2	184.2	203.8	185.2	187.6	192.6	184.3	191.3	189.1	192.0	204.6	199.7	180.1
01	Unprocessed finfish		201.5	153.8	238.6	139.2	186.2	194.1	177.9	215.9	211.7	226.5	287.4	243.1	143.4
0101	Haddock		216.6	177.4	223.6	218.7	259.3	278.9	173.4	164.0	185.0	201.4	225.7	258.9	233.1
0102	Halibut		(2)	(2)	(2)	(2)	(2)	(2)	(2)	194.1	201.2	(2)	(2)	(2)	(2)
0103	Salmon		(2)	(2)	(2)	(2)	(2)	(2)	82.1	88.2	96.5	102.4	(2)	(2)	(2)
0131	Flounder	Dec/91	95.5	94.7	80.2	64.2	91.1	116.2	60.6	105.7	96.4	61.8	156.3	118.4	99.9
0132	Cod	Dec/91	94.5	87.8	126.5	66.5	67.8	98.8	64.3	100.6	103.2	97.7	134.7	116.3	69.8
0133	Pollock	Dec/91	104.4	64.6	127.3	70.8	116.9	102.2	108.9	120.4	104.1	129.8	151.4	122.3	33.8
0199	Other finfish	Dec/91	220.4	193.8	328.4	196.3	231.1	204.5	245.2	198.2	190.5	236.2	202.4	205.7	213.0
02	Fresh packaged fish and seafood		219.8	226.6	224.4	228.6	225.9	221.0	214.8	217.1	215.9	221.0	217.3	211.9	213.0
03	Frozen packaged fish and seafood		159.8	157.5	159.0	158.4	158.9	158.8	158.8	158.4	158.6	160.6	162.6	162.8	162.8
0311	Frozen packaged fish, excluding shellfis	Dec/82	152.3	151.3	149.6	150.6	150.8	151.3	151.0	151.9	151.7	153.1	156.1	154.6	155.2
0313	Frozen packaged shellfish and other seaf	Dec/82	150.5	147.5	151.2	149.6	150.2	149.6	149.8	148.6	149.1	151.3	152.4	153.8	153.3
04	Canned and cured seafood		99.6	99.8	99.1	98.9	100.6	100.2	100.0	99.8	99.8	99.3	99.3	99.5	99.1
05	Unprocessed shellfish	Dec/91	164.4	176.8	198.3	196.6	156.0	182.9	155.7	154.7	146.3	137.3	141.7	166.7	160.3
0501	Shrimp	Dec/91	107.5	121.9	120.2	121.3	117.0	101.7	104.8	102.3	93.3	97.7	102.8	108.2	98.8
0502	Crabs	Dec/91	151.6	148.9	268.0	253.1	119.1	238.2	141.4	134.0	119.1	74.4	89.3	119.1	(2)
0503	Lobsters	Dec/91	(2)	(2)	(2)	(2)	(2)	(2)	(2)	(2)	(2)	(2)	(2)	132.9	(2)
0504	Clams	Dec/91	187.9	188.7	169.8	188.7	188.7	188.7	174.5	198.1	188.7	207.5	183.9	188.7	188.7
0599	Other shellfish	Dec/91	238.3	278.3	231.7	233.1	231.7	231.6	233.1	234.2	238.2	238.4	237.7	236.4	235.5
023	Dairy products		136.2	140.0	139.1	138.1	137.7	136.5	135.7	134.1	134.3	133.8	135.6	134.1	135.1
0231	Fluid milk products		147.1	150.4	149.8	149.6	148.4	147.3	147.1	145.9	145.2	144.7	144.0	146.5	145.8
03	Packaged fluid milk and related products	Dec/82	150.0	152.3	151.8	152.0	150.9	150.8	150.5	149.0	148.7	148.3	147.5	149.3	148.9
0301	Fluid whole milk		143.6	144.1	143.4	145.6	144.8	144.5	143.7	143.1	142.8	142.8	141.7	143.6	143.2
0302	Lowfat milk (1/2-2*)	Dec/82	159.5	161.9	161.9	160.8	159.8	159.7	159.6	158.5	158.2	157.4	157.1	159.6	159.0
0303	Skim milk	Dec/82	167.2	169.7	167.6	167.2	166.6	166.6	167.9	166.9	166.2	166.5	166.3	167.9	166.9
0304	Cream: light, heavy, sour, half & half,	Dec/82	142.2	149.3	149.7	148.0	145.3	145.2	144.6	139.0	138.8	138.3	135.8	136.2	136.9
04	Cottage cheese	Dec/82	184.8	185.9	186.1	183.4	185.6	185.5	183.7	184.2	184.2	184.6	184.4	184.9	184.9
05	Other milk products	Dec/82	145.1	146.0	146.0	145.7	145.5	145.2	145.0	144.7	144.6	144.6	144.5	144.9	145.0
06	Bulk fluid milk and cream	Dec/91	97.7	105.4	103.6	102.8	100.7	96.4	96.5	95.9	93.5	92.6	92.0	97.3	95.5
0232	Butter		82.5	99.6	89.4	92.0	89.2	80.2	79.7	77.0	75.7	71.4	77.7	76.0	82.6
0233	Natural, processed, and imitation cheese		119.4	123.3	122.9	120.5	121.0	120.3	119.0	116.3	117.8	117.4	121.5	115.7	117.6
02	Natural cheese, except cottage cheese		111.5	116.1	115.7	112.8	113.5	112.6	111.1	107.8	109.7	109.1	114.1	106.8	109.3
03	Processed cheese and related products		136.0	137.2	136.8	136.1	136.1	136.0	135.5	135.1	135.2	135.3	136.4	136.0	135.9
0234	Ice cream and frozen desserts		163.9	164.1	164.2	164.4	164.4	164.1	164.0	163.7	163.5	163.4	163.4	163.5	164.2
0235	Dry, condensed, and evaporated milk product		136.8	139.0	138.4	137.5	137.1	136.5	135.5	135.9	135.4	135.6	136.8	136.7	137.1
02	Dry milk product, including feed grade	Dec/83	115.9	118.3	117.6	116.5	116.2	115.0	114.1	115.0	114.4	114.6	116.0	116.2	116.9
03	Liquid milk products	Dec/83	175.1	175.9	175.6	175.5	174.5	175.6	174.2	174.9	174.5	174.7	176.1	175.2	175.0
0301	Consumer-type canned milk products	Dec/83	201.0	200.2	200.2	200.3	199.6	200.5	200.5	202.3	201.2	201.4	202.6	201.7	202.1
0303	Bulk liquid milk products, including fee	Dec/83	(2)	(2)	(2)	(2)	(2)	(2)	(2)	121.9	122.4	122.6	124.3	123.3	122.5

See footnotes at the end of the table.

Table 4. Producer price indexes for commodity groups, subgroups, product classes, and individual items, 2002¹--Continued
(1982=100 unless otherwise indicated)

Code	Commodity	Other index base	Ann. Avg.	Jan.	Feb.	Mar.	Apr.	May	June	July	Aug.	Sep.	Oct.	Nov.	Dec.
0235	Dry, condensed, and evaporated milk products														
05	Ice cream mixes and related products	Jun/02	(2)	(2)	(2)	(2)	(2)	(2)	100.0	98.7	98.3	98.3	98.1	98.1	98.3
024	Processed fruits and vegetables		132.6	132.4	132.3	132.1	132.5	132.5	131.7	131.9	132.5	133.0	133.2	133.2	133.5
0241	Canned fruits and juices		141.7	143.7	143.1	143.3	143.3	143.7	139.8	139.5	139.5	141.4	140.3	141.1	141.2
01	Canned fruits		137.2	136.1	136.3	135.9	136.0	136.0	135.7	135.7	141.0	138.1	139.6	139.9	
02	Canned fruit juices		146.1	149.9	148.9	149.3	149.3	150.0	144.0	143.6	143.6	143.6	143.5	143.9	143.9
0242	Frozen fruits, juices and ades		118.1	118.0	115.1	114.9	114.8	115.3	118.4	116.4	118.0	120.6	121.0	122.3	122.7
02	Frozen fruits, melons, and berries		129.0	122.2	123.2	122.2	122.2	124.4	135.7	127.7	133.3	133.5	134.7	134.5	134.5
03	Frozen juices and ades		114.2	116.4	112.1	112.3	112.1	112.0	112.4	112.4	112.7	116.0	116.0	118.0	118.5
0301	Frozen orange juice		104.9	103.0	102.9	103.1	102.9	102.8	103.2	103.2	103.5	107.4	107.4	109.7	110.2
0311	Other frozen fruit and berry juice, conc		153.5	189.8	150.1	150.2	150.2	150.1	150.2	150.2	150.2	150.2	150.4	150.4	150.5
0313	Frozen fruit ades, drinks and cocktails	Jun/97	127.2	126.9	126.9	126.9	126.9	126.9	126.9	126.9	126.9	127.7	127.7	127.7	127.7
04	Citrus pulp and other citrus by products	Jun/97	69.5	62.1	63.6	65.0	63.9	67.0	69.2	71.5	71.5	71.6	86.0	75.2	67.4
0243	Dried and dehydrated fruits		119.8	119.2	118.9	118.9	118.9	119.0	118.7	120.6	119.7	119.8	120.7	120.7	122.1
0244	Canned vegetables and juices		128.6	128.3	128.2	128.0	128.2	128.3	128.0	127.7	129.4	128.7	129.5	129.1	129.1
0102	Canned vegetables, excl. hominy and mush	Dec/87	130.6	132.2	132.2	131.6	131.7	131.7	131.1	130.2	129.5	129.2	129.4	129.4	129.5
0127	Catsup and other tomato sauces	Dec/87	120.9	119.4	119.4	119.4	119.7	119.7	119.7	119.7	123.1	123.0	123.2	122.5	122.5
0139	Canned vegetable juices	Dec/87	109.8	110.3	110.3	110.3	110.3	110.3	110.8	110.8	110.8	101.3	110.8	110.8	110.8
0245	Frozen vegetables		131.1	130.0	131.1	130.1	131.2	130.7	129.7	131.4	131.3	131.5	132.2	131.9	132.6
02	Frozen potatoes	Dec/90	112.2	110.8	111.7	111.3	111.5	111.9	111.3	112.1	112.3	113.0	113.0	113.2	114.5
0201	Frozen French fried potatoes		138.8	137.0	138.1	137.9	137.9	138.6	137.5	138.6	138.9	139.7	139.6	140.0	141.5
0209	Other frozen potato products		134.7	133.1	134.2	132.7	133.8	133.4	134.5	134.3	135.2	135.8	136.1	136.2	137.6
05	Frozen vegetables, except potatoes	Dec/90	111.1	110.6	111.6	110.2	112.1	110.6	109.4	111.8	111.1	110.8	112.2	111.3	111.1
0521	Frozen vegetable combinations	Dec/90	104.9	104.8	105.0	104.5	106.0	104.4	103.6	105.3	105.5	104.4	104.9	104.9	105.0
0541	Frozen vegetables, exc. potatoes & veget	Jun/97	106.8	106.3	107.5	105.9	107.8	106.4	105.2	107.6	106.7	106.6	108.2	107.0	106.8
0246	Dried and dehydrated vegetables		186.3	180.8	184.1	186.6	188.3	186.0	189.3	189.8	190.3	187.5	185.9	183.5	183.5
0247	Dehydrated soups	Jun/91	108.3	108.2	108.2	108.2	108.2	108.2	108.2	108.2	107.6	108.4	109.0	109.0	109.0
025	Sugar and confectionery		142.2	139.7	140.4	141.0	141.2	140.9	141.9	143.0	142.8	143.3	143.6	143.3	144.8
0252	Raw cane sugar and byproducts		110.9	112.7	110.4	107.0	106.6	104.6	106.0	110.1	110.3	114.6	115.1	117.4	116.2
0101	Raw cane sugar		110.9	112.0	109.9	106.6	106.1	103.9	105.8	109.9	110.3	115.1	115.8	118.5	117.2
0102	Cane sugar byproducts	Jun/89	98.7	106.9	103.3	99.9	99.9	99.9	96.3	99.9	98.2	97.1	95.4	93.7	93.7
0253	Refined sugar		117.7	114.4	115.5	117.3	118.4	116.7	117.6	117.9	117.9	118.9	119.1	119.0	120.1
03	Granulated sugar	Jun/82	118.5	115.1	116.0	118.1	119.6	117.1	118.1	118.6	118.6	119.8	120.2	120.2	121.2
0301	Consumer units and individual services	Jun/82	124.5	121.8	122.6	126.1	127.5	120.8	124.3	125.7	126.2	125.6	126.6	123.4	123.2
0302	Commercial units and bulk	Jun/82	116.0	112.2	113.2	114.7	116.2	115.4	115.4	115.5	115.4	117.3	117.5	118.7	120.2
04	Confectioners' powdered sugar	Jun/82	122.2	122.4	121.8	119.8	120.0	121.9	122.9	121.2	123.3	120.1	125.1	122.7	125.2
06	Liquid sugar or sugar syrup	Jun/82	115.1	109.7	113.4	115.6	113.2	116.7	117.2	115.8	114.2	116.0	115.6	115.9	117.6
0254	Confectionery materials		117.4	111.0	113.5	113.6	113.8	113.4	115.0	117.9	117.8	123.3	124.1	122.0	123.9
0104	Chocolate coatings	Jun/83	113.1	107.2	106.9	107.6	107.9	109.1	109.4	112.7	114.2	119.2	122.6	118.6	121.9
0105	Other chocolate and cocoa products	Jun/83	152.8	140.6	142.5	143.9	144.1	148.4	149.8	157.7	156.5	161.7	162.0	160.1	166.0
0107	Corn sweeteners	Jun/85	121.9	116.5	120.1	119.7	119.8	117.4	119.6	121.2	121.0	127.4	127.9	125.9	126.5
0255	Confectionery end products		175.6	174.5	174.8	175.4	175.4	175.9	176.8	177.1	176.7	174.5	174.7	174.8	176.6
02	Chewing gum		146.5	146.5	146.5	146.1	146.2	146.7	147.1	147.6	146.9	146.6	146.1	146.1	146.1
03	Candy and nuts	Jun/83	158.0	156.9	157.2	157.9	157.9	158.3	159.2	159.4	159.2	156.9	157.1	157.2	159.1

See footnotes at the end of the table.

Table 4. Producer price indexes for commodity groups, subgroups, product classes, and individual items, 2002¹--Continued
(1982=100 unless otherwise indicated)

Code	Commodity	Other index base	Ann. Avg.	Jan.	Feb.	Mar.	Apr.	May	June	July	Aug.	Sep.	Oct.	Nov.	Dec.
0255	Confectionery end products (Cont'd)														
0301	Chocolate and chocolate-type confectione	Jun/83	153.7	153.5	153.5	153.7	153.7	153.8	153.8	153.8	153.7	153.4	153.6	153.6	154.9
0302	Nonchocolate confectionery products	Jun/83	152.6	152.1	152.3	152.3	152.4	152.3	152.0	152.6	152.4	152.6	152.4	152.4	155.0
0304	Processed nuts and seeds	Jun/91	114.7	111.0	112.0	114.5	114.4	116.2	120.3	120.5	119.7	110.8	111.5	111.7	113.5
0305	Other confectionary products	Jun/91	133.9	133.9	133.9	133.9	133.9	133.9	133.9	133.9	133.9	133.9	133.9	133.9	133.9
04	Sweetening syrups and molasses	Dec/85	(2)	(2)	(2)	(2)	(2)	(2)	127.4	127.4	127.4	127.4	127.4	127.4	127.4
026	Beverages and beverage materials		147.9	147.2	147.9	147.4	147.8	147.5	147.9	147.7	147.8	148.1	147.8	149.0	148.7
0261	Alcoholic beverages		147.0	146.6	146.5	146.4	146.5	146.7	147.0	146.9	146.7	147.0	147.2	148.2	148.3
01	Malt beverages		144.0	143.7	143.7	143.7	143.7	143.6	143.9	143.8	143.6	143.8	143.7	145.4	145.5
0101	Bottled beer		130.5	132.3	129.4	129.7	130.8	130.6	130.6	130.1	129.6	130.2	129.6	131.3	131.9
0103	Canned beer		149.3	148.3	150.3	150.1	148.2	148.2	148.9	149.1	149.0	148.9	149.1	150.8	150.7
0105	Barrels and kegs	Jun/82	163.9	156.2	156.2	156.2	166.6	166.6	166.5	166.5	166.5	166.5	166.6	166.5	166.5
0107	Other malt beverages	Jun/82	159.6	158.7	158.8	158.8	158.8	158.8	158.8	158.8	158.8	158.8	158.8	163.5	163.5
02	Distilled spirits exc brandy (bulk & bott)		159.9	160.6	159.6	159.5	159.5	159.5	159.5	159.6	160.1	160.5	160.6	160.1	160.1
0215	Bottled liquor, except brandy	Jun/83	175.0	175.8	174.5	174.4	174.5	174.4	174.4	174.6	175.2	175.7	175.8	175.2	175.2
04	Wines, brandy and brandy spirits	Dec/83	147.0	146.0	145.8	145.5	145.9	147.4	147.4	147.3	146.7	147.5	148.6	148.2	148.1
0431	Grape table wines	Dec/83	141.7	140.9	140.5	141.3	141.8	142.6	142.6	142.4	141.7	141.5	141.5	142.1	142.0
0434	Dessert wines		134.3	134.3	134.3	134.2	134.2	134.2	134.2	134.2	134.2	134.2	134.2	134.2	134.4
0435	Effervescent wines	Dec/83	141.4	134.0	134.0	134.2	134.2	134.2	134.2	134.2	134.2	154.1	156.2	156.5	156.5
0438	Non-grape, fortified, & speciality wine	Dec/98	111.7	111.6	111.6	111.6	111.6	111.7	111.7	111.7	111.7	111.7	111.7	111.7	111.7
0262	Soft drinks		151.3	150.3	152.1	151.1	151.7	150.8	151.0	150.7	151.1	151.5	150.9	152.2	151.9
06	Noncarbonated soft drinks		146.2	143.8	147.6	146.4	146.7	146.0	146.3	145.7	145.7	146.2	146.6	147.2	146.3
07	Bottled carbonated soft drinks	Dec/96	118.1	116.4	117.0	117.1	118.1	118.2	118.1	117.6	118.2	119.0	119.0	119.4	118.8
0704	Bottled carbonated soft drinks, ex. plas	Dec/00	111.3	108.7	110.5	109.4	110.8	110.9	110.7	110.9	113.3	112.7	113.1	112.7	112.1
0705	Bottled carbonated soft drinks in plasti	Dec/96	116.1	114.6	115.0	115.3	116.2	116.3	116.2	115.6	115.9	116.9	116.8	117.4	116.7
08	Canned carbonated soft drinks	Dec/96	109.2	110.0	110.9	109.6	109.8	108.3	108.8	108.8	109.2	108.9	107.6	109.2	109.7
09	Soft drink flavoring syrup sold bulk	Dec/96	128.7	126.4	128.4	128.5	128.5	128.3	127.4	127.7	127.8	129.8	130.2	131.3	129.7
0263	Packaged beverage materials		123.6	123.0	122.6	122.4	122.7	122.4	125.0	125.1	124.3	123.8	123.0	125.2	124.0
01	Coffee (whole bean, ground, & instant)		121.5	121.9	121.6	121.3	121.6	121.3	121.3	121.4	121.6	121.5	121.4	121.5	121.7
0103	Soluble (instant) coffee		130.5	130.7	129.3	130.4	131.0	130.5	130.5	130.5	130.5	130.7	130.6	130.6	130.6
0104	Ground roasted and whole bean coffee	Jun/88	103.2	103.6	103.4	103.0	103.2	103.0	103.0	103.1	103.2	103.1	103.0	103.1	103.3
03	Tea		134.1	126.3	126.3	126.3	126.3	126.3	145.3	145.4	138.9	135.9	130.2	145.8	135.8
0264	Other beverage materials		156.0	155.3	155.1	155.1	156.1	156.1	156.3	156.3	156.3	156.2	156.2	156.3	156.3
0101	Malt and malt byproducts		94.0	93.6	93.6	93.6	93.7	93.7	94.4	94.4	94.4	94.3	94.3	94.0	94.0
0109	Liquid beverage bases, not used for soft	Dec/85	147.0	149.3	146.5	146.5	146.5	146.5	146.5	146.5	146.5	146.1	146.1	148.3	148.3
0111	Liquid beverage bases, used for soft dri	Dec/85	172.6	171.6	171.6	171.6	173.0	173.0	173.0	173.0	173.0	173.0	173.0	173.0	173.0
027	Fats and oils		118.4	107.4	104.8	105.5	106.8	108.5	113.2	115.7	123.1	126.0	128.4	136.8	144.1
0271	Animal fats and oils		93.1	86.0	82.6	86.5	86.2	80.6	82.5	99.5	98.7	98.4	103.1	103.3	110.2
0272	Crude corn, cottonseed, and soybean oils		87.6	75.1	70.1	71.2	72.3	73.8	82.4	84.2	97.2	101.3	100.4	110.3	113.4
0102	Crude soybean oil	Dec/87	95.4	81.8	76.2	77.4	78.7	80.4	90.0	91.9	106.4	110.2	109.3	120.2	122.9
0275	Refined corn, cottonseed, & soybean oils	Jun/85	57.2	48.2	47.4	47.6	48.0	49.1	50.6	52.3	57.4	57.5	62.3	74.7	91.3
0101	Cottonseed oil, refined	Jun/85	60.3	50.8	50.0	50.2	50.6	51.8	53.4	55.1	60.6	60.6	65.7	78.8	96.3
0277	Other vegetable oils and by-products	Dec/98	102.6	92.5	93.7	91.9	94.0	94.0	97.9	99.6	107.7	112.2	115.0	115.3	117.6
01	All other vegetable oils, non-deodorized	Dec/98	89.0	77.6	80.4	80.9	84.1	82.8	86.4	87.0	90.2	91.5	94.1	103.9	108.7
02	All other deodorized oils and by-products	Dec/98	136.0	127.9	125.6	119.2	119.3	122.0	126.7	130.5	149.3	160.5	163.8	144.8	141.9
0278	Shortening and cooking oil		140.8	133.1	131.2	131.9	133.3	135.8	138.7	140.5	143.4	146.4	148.1	152.1	154.6

See footnotes at the end of the table.

Table 4. Producer price indexes for commodity groups, subgroups, product classes, and individual items, 2002¹--Continued
(1982=100 unless otherwise indicated)

Code	Commodity	Other index base	Ann. Avg.	Jan.	Feb.	Mar.	Apr.	May	June	July	Aug.	Sep.	Oct.	Nov.	Dec.
0278	Shortening and cooking oil (Cont'd)														
0102	Shortening, 100% vegetable	Dec/89	113.3	109.1	108.5	108.7	109.0	111.4	112.6	112.5	114.1	114.9	117.2	119.5	122.7
0109	Margarine		183.1	173.4	173.2	172.1	173.7	178.4	178.9	183.1	188.0	191.3	191.9	194.0	199.3
0111	Salad and cooking oils		119.6	111.0	107.1	109.4	109.8	112.4	119.1	119.9	125.5	127.5	126.1	134.5	133.1
0113	All other fully refined oils		108.9	106.8	107.0	107.0	107.0	107.0	107.5	108.3	110.4	110.6	110.7	112.0	113.0
028	Miscellaneous processed foods		162.0	161.1	161.0	161.6	161.8	161.7	162.3	162.2	161.8	162.4	162.7	162.5	163.1
0281	Jams, jellies, and preserves		136.7	135.8	136.5	136.7	136.6	136.6	136.6	136.6	136.6	136.6	137.3	137.0	137.3
0282	Pickles and pickle products		179.5	178.9	178.9	179.1	178.7	179.1	179.1	179.1	180.2	180.2	180.2	180.2	180.2
0283	Processed eggs		86.1	86.7	86.6	86.6	86.8	86.5	85.2	85.2	85.2	84.8	86.1	86.7	86.7
0284	Canned specialties		173.3	173.5	173.5	173.3	173.0	172.7	172.9	173.6	173.6	173.1	173.5	173.6	173.6
0101	Canned baby foods	Dec/82	227.4	227.6	227.6	227.3	227.3	227.3	227.3	227.3	227.3	227.3	227.3	227.3	227.3
0102	Canned dry beans	Dec/82	123.3	123.6	123.6	123.3	122.8	122.8	122.7	123.5	123.5	122.8	123.4	123.5	123.5
0103	Canned specialty foods	Dec/82	128.7	128.7	128.7	128.8	128.7	128.0	128.6	128.9	128.8	128.9	128.9	128.9	128.9
0104	Canned soups	Dec/82	225.7	225.9	225.9	225.4	225.1	225.1	225.1	226.1	226.1	225.4	225.9	226.1	226.1
0285	Frozen specialties		146.8	147.0	146.9	147.1	147.0	147.0	146.7	146.5	146.5	146.2	146.1	147.2	147.0
0109	Frozen pies and other baked goods	Dec/82	171.7	171.4	171.5	172.5	172.5	172.1	172.3	171.4	171.6	171.1	171.1	171.8	171.5
0111	Frozen dinners, meat pies, ethnic foods	Dec/82	138.1	138.1	138.1	137.9	137.8	137.9	138.1	138.0	138.0	138.2	138.0	138.8	138.7
0113	Other frozen specialties	Dec/82	148.3	150.0	149.2	150.0	150.0	150.0	147.5	147.4	147.5	145.6	145.6	148.1	148.1
0286	Meat sauces		149.4	149.2	149.2	149.2	148.9	148.6	149.8	150.0	149.7	149.7	149.6	149.7	149.7
0289	Other miscellaneous processed foods		170.3	168.6	168.5	169.4	169.9	169.9	170.9	170.7	170.1	171.3	171.7	171.0	172.0
0102	Mayonnaise, salad dressings, and sandwich	Dec/86	150.1	148.5	148.5	148.8	148.6	148.4	149.5	149.8	150.7	151.0	151.4	152.7	153.7
0144	Macaroni & noodle prods., packaged w/oth	Jun/98	106.6	106.4	106.4	106.4	106.4	106.4	106.4	106.4	106.9	107.0	106.8	106.7	106.7
0148	Dry mix preparations	Jun/91	115.4	112.9	112.9	115.8	115.8	115.8	115.9	115.9	115.9	116.1	116.1	116.1	116.1
0149	Perishable prepared foods, not frozen	Jun/91	121.7	120.2	120.5	122.3	124.9	121.6	121.4	121.3	121.4	121.5	121.8	122.1	121.8
0151	Flavoring extracts, emulsions & other li	Dec/85	132.8	130.3	129.1	131.9	131.9	132.1	132.1	133.3	133.3	135.1	135.1	135.1	133.9
0154	Other flavoring agents, except chocolate	Dec/00	102.4	102.6	102.5	102.5	102.4	102.4	102.3	102.3	102.1	102.4	102.4	102.4	102.3
0156	Spices	Jun/91	145.9	144.8	144.8	145.8	146.0	146.2	146.0	145.7	146.9	146.4	146.2	146.5	145.6
0158	Peanut butter	Jun/91	91.6	86.3	86.1	86.1	86.1	86.1	101.8	101.8	80.0	101.8	101.8	80.0	101.8
0161	Manufactured ice	Dec/85	138.0	132.7	133.6	133.6	133.6	133.9	140.8	140.8	140.8	141.2	141.6	141.6	141.6
0162	Dairy product substitutes	Jun/92	123.8	123.9	124.1	124.0	124.1	124.1	123.5	123.5	123.5	123.5	123.7	123.7	123.7
0172	Chips (potato, corn, etc.)	Dec/85	141.8	140.9	140.9	140.9	140.9	142.2	142.3	142.0	142.3	142.1	142.6	142.6	142.6
0174	Cider and vinegar	Dec/85	108.5	107.9	107.9	107.9	107.9	107.9	107.9	107.9	107.8	107.9	110.3	110.3	110.3
0175	Other food preparations	Dec/85	141.8	140.0	138.4	138.6	139.1	140.4	142.3	140.5	142.4	143.7	144.0	145.5	146.2
029	Prepared animal feeds		105.7	102.8	101.7	103.1	103.3	102.3	104.1	107.4	109.1	110.7	108.5	107.4	107.5
0292	Corn, cottonseed, & soybean cake & meal		81.6	77.9	75.7	77.7	77.2	78.3	80.9	88.4	90.4	90.8	82.9	79.7	79.0
0101	Cottonseed cake and meal		104.8	102.8	101.2	102.9	99.5	95.7	104.1	105.4	109.0	107.5	109.2	109.9	110.0
0111	Soybean meal		79.2	75.0	72.9	75.2	75.0	76.5	78.9	86.7	88.7	89.4	80.3	76.5	75.8
0113	Corn gluten meal	Jun/85	143.0	152.4	145.0	141.7	135.3	129.2	133.3	139.5	142.6	138.5	147.2	157.4	153.5
0293	Formula feeds		110.0	105.4	104.7	105.6	106.3	104.9	108.1	110.7	112.7	115.8	115.6	114.7	115.0
0102	Poultry feeds: egg-type, broiler and tur	Dec/86	107.3	100.5	99.9	100.3	102.1	101.0	106.9	109.6	111.5	115.0	114.6	113.0	113.2
0104	Dairy cattle feeds, complete	Dec/86	118.5	115.4	113.1	114.5	115.1	113.2	112.2	115.8	119.4	124.0	125.6	126.7	126.6
0106	Dairy cattle feeds, supplements and conc	Dec/86	122.4	121.8	121.6	121.8	119.5	118.7	119.1	122.4	123.8	127.1	125.2	123.4	123.8
0108	Swine feeds, complete	Dec/86	141.3	140.6	140.3	141.8	140.1	138.4	138.5	140.2	141.6	144.4	143.5	142.7	143.1
0112	Swine feeds, supplements and concentrate	Dec/86	113.1	107.5	108.3	111.1	110.7	111.1	112.2	115.6	116.6	117.7	115.3	114.5	116.4
0114	Beef cattle feeds, complete	Dec/86	156.5	155.6	156.1	157.1	155.7	148.1	148.7	152.5	155.5	158.3	162.0	163.0	165.0
0116	Beef cattle feeds, supplements and conce	Dec/86	128.5	127.6	126.5	126.9	127.0	125.8	125.6	127.2	128.8	130.6	131.6	132.0	132.3

See footnotes at the end of the table.

Table 4. Producer price indexes for commodity groups, subgroups, product classes, and individual items, 2002¹--Continued
(1982=100 unless otherwise indicated)

Code	Commodity	Other index base	Ann. Avg.	Jan.	Feb.	Mar.	Apr.	May	June	July	Aug.	Sep.	Oct.	Nov.	Dec.
0293	Formula feeds (Cont'd)														
0118	Other poultry and livestock feeds	Dec/86	124.0	123.5	122.0	124.2	124.0	121.4	121.6	123.1	124.3	126.8	126.0	125.3	125.6
0294	Miscellaneous feedstuffs		135.9	135.3	134.4	136.3	136.2	134.2	133.9	135.5	136.9	137.6	136.6	136.5	136.8
02	Pet food		156.9	157.0	156.9	157.0	157.2	157.1	156.8	156.8	156.7	156.7	156.8	156.8	156.7
0202	Dog and cat food	Dec/85	135.4	135.3	135.3	135.4	135.5	135.5	135.6	135.6	135.4	135.4	135.3	135.4	135.4
0203	Other pet and specialty feeds	Dec/85	121.3	123.2	123.1	122.8	123.1	122.3	119.5	119.3	119.8	120.0	121.6	121.5	119.9
03	Other than pet food		95.9	94.5	92.4	96.8	96.4	91.6	91.2	95.3	98.7	100.3	97.9	97.5	98.6
0301	Meat meal and meat and bone meal		82.5	78.2	78.8	91.0	88.9	80.1	80.2	82.7	84.1	85.8	81.8	79.7	79.1
0313	Sugar beet pulp, all forms	Jun/82	97.6	96.5	96.5	94.9	94.9	94.9	94.9	94.9	94.9	94.9	104.5	104.5	104.5
0317	Other corn wet process by-products	Jun/85	64.1	68.2	66.8	67.0	64.6	63.1	61.9	61.8	62.7	62.5	63.0	62.9	64.7
0323	Soybean byproducts, incl. soy flour, gri	Jun/95	107.8	105.5	104.5	104.9	104.6	104.8	104.6	110.3	110.5	111.1	110.6	111.1	111.8
0325	Other animal feeds, incl. fish scrap & f	Dec/97	71.6	69.0	66.2	68.6	70.0	66.3	66.2	70.8	76.6	78.9	75.3	75.4	76.2
0333	Miscellaneous by-products of meat packin	Jun/01	109.8	113.1	99.6	102.5	109.2	102.4	106.1	114.0	112.9	112.3	112.0	113.8	119.7
	Industrial commodities		132.4	129.4	129.1	130.5	132.4	132.3	132.4	132.6	132.8	133.7	134.8	134.7	134.4
03	Textile products and apparel		119.9	120.3	119.9	120.0	119.8	119.8	119.9	119.9	119.8	119.8	119.7	119.8	120.0
031	Synthetic fibers		106.2	107.0	106.0	105.9	105.4	105.2	105.4	106.1	106.4	106.6	106.3	107.0	106.6
0315	Unprocessed filament yarns		110.0	110.9	109.8	109.7	109.2	109.0	109.2	109.9	110.2	110.5	110.2	110.9	110.5
02	Non-cellulosic		101.7	102.6	101.5	101.4	100.9	100.7	100.8	101.6	101.9	102.2	101.9	102.7	102.2
0231	Fibrous glass yarn		106.3	109.3	107.6	108.2	105.5	103.7	103.7	104.5	107.1	108.7	103.2	107.5	107.3
0235	Nylon and other polyamide fibers	Jun/98	92.2	96.2	92.7	91.1	90.4	90.9	91.0	92.2	92.1	91.9	92.2	92.6	92.6
0236	Polyolefin, yarn, staple, tow, and waste	Jun/98	100.0	99.7	99.5	99.5	99.5	99.5	99.5	100.5	100.5	100.5	100.5	100.5	100.5
0237	Polyester yarn, staple, tow, and waste	Jun/98	95.1	94.4	94.5	95.7	95.1	95.1	95.2	95.1	95.1	95.1	95.3	95.3	95.1
0238	Other noncellulosic manmade, ex. glass,	Jun/98	90.1	85.8	85.8	85.8	85.8	85.8	(2)	92.5	92.5	92.5	96.5	96.5	96.5
0239	Producer textured noncellulosic manmade	Jun/98	100.0	(2)	100.3	99.7	100.5	100.4	100.8	99.9	99.7	99.9	100.0	100.1	98.7
032	Processed yarns and threads		102.6	102.5	102.2	102.1	102.1	102.6	103.5	103.6	102.6	102.4	102.5	102.5	102.6
0326	Yarns		99.0	98.8	98.6	98.5	98.4	99.0	99.9	100.1	99.0	98.8	98.9	98.8	99.1
01	Cotton		84.9	85.1	84.6	84.6	85.2	86.6	87.4	86.9	83.9	83.7	83.6	83.6	83.8
0111	Carded cotton yarns	Dec/00	92.2	92.4	91.8	91.8	92.6	94.3	95.3	94.7	90.7	90.6	90.8	90.7	90.9
0121	Combed cotton yarns	Dec/00	88.9	89.1	88.9	88.9	88.7	89.3	89.6	89.6	89.6	89.6	88.1	88.1	87.7
02	Wool		104.2	96.5	100.1	101.0	101.0	103.9	103.9	105.4	105.4	104.2	104.2	109.1	115.7
03	Synthetic		108.1	107.5	106.9	107.0	107.0	107.4	108.3	108.7	108.8	108.6	109.5	109.0	109.0
04	Other throwing and winding mill products	Dec/88	103.1	103.7	103.7	103.2	102.5	102.0	103.0	103.6	103.6	103.3	102.9	102.9	102.9
0401	Rewound plied and novelty yarn, produced	Dec/88	108.1	108.1	108.1	108.1	108.1	108.1	108.1	108.1	108.1	108.1	108.1	108.1	108.1
0402	Thrown filament yarns, except textured	Dec/88	112.5	115.0	115.0	115.0	111.7	111.7	111.7	111.7	111.7	111.7	111.7	111.7	112.1
0403	Textured bulked or crimped filament yarn	Dec/96	84.6	84.7	84.6	84.1	84.1	83.5	84.7	85.4	85.4	85.1	84.6	84.6	84.4
05	Commission throwing/texturing filament yar	Dec/88	106.1	106.0	106.0	106.0	106.0	106.0	106.2	106.2	106.2	106.2	106.2	106.2	106.0
0327	Threads		162.4	162.5	162.5	162.5	162.5	162.5	162.5	162.5	162.5	162.5	162.5	162.5	161.7
05	Thread for any use, grey or finished	Dec/00	99.1	99.1	99.1	99.1	99.1	99.1	99.1	99.1	99.1	99.1	99.1	99.1	98.7
033	Gray fabrics		112.6	112.8	112.5	113.3	113.1	112.5	112.9	112.1	112.6	112.5	111.9	111.9	112.7
0337	Broadwovens		110.3	110.7	110.2	111.3	111.0	110.2	110.8	109.8	110.4	110.3	109.5	109.5	110.4
01	Cotton		107.7	110.7	109.9	110.1	108.1	107.3	108.0	106.9	107.0	106.9	105.9	105.7	106.2
02	Wool	Jun/85	98.6	98.3	98.3	98.3	98.3	99.0	98.3	98.3	98.3	98.3	98.9	98.9	99.4
03	Synthetic		107.6	106.7	106.4	108.0	108.5	107.7	108.2	107.3	108.1	108.0	107.2	107.3	108.4
0338	Knits		122.6	122.7	122.6	122.6	122.5	122.5	122.5	122.5	122.5	122.5	122.4	122.6	123.6

See footnotes at the end of the table.

Table 4. Producer price indexes for commodity groups, subgroups, product classes, and individual items, 2002¹--Continued
(1982=100 unless otherwise indicated)

Code	Commodity	Other index base	Ann. Avg.	Jan.	Feb.	Mar.	Apr.	May	June	July	Aug.	Sep.	Oct.	Nov.	Dec.
0338	Knits (Cont'd)														
03	Circular knits, except hosiery		116.1	116.2	116.1	116.1	116.0	116.0	116.0	116.0	116.0	116.0	115.9	116.1	117.1
0339	Other fabrics	Jun/84	106.6	106.7	106.7	106.5	106.8	106.8	106.7	106.3	106.3	106.4	106.8	106.8	106.8
034	Finished fabrics		120.9	120.6	120.4	121.3	121.2	121.1	120.5	120.7	120.5	120.9	121.3	121.2	121.4
0342	Broadwovens		118.4	119.4	119.3	119.2	118.9	118.7	117.6	118.0	117.3	117.8	118.6	118.2	117.9
01	Cotton		112.6	112.0	112.1	112.6	112.6	112.7	112.6	112.5	111.8	112.4	113.6	113.5	113.0
02	Wool		120.3	122.4	124.6	123.2	120.9	119.3	118.9	118.8	118.3	120.0	120.6	120.1	117.2
0206	Finished broadwoven wool fabrics and fel	Dec/01	98.0	99.7	101.5	100.4	98.5	97.1	96.9	96.7	96.4	97.8	98.2	97.8	95.4
03	Synthetic		123.9	125.6	125.1	124.9	124.7	124.5	122.7	123.4	122.7	123.0	123.5	123.1	123.3
0343	Knits		97.2	98.8	97.8	96.6	96.9	96.9	96.1	96.2	96.3	97.5	97.1	97.2	98.8
02	Finished circular knit fabrics	Dec/94	82.0	84.5	83.0	81.2	81.7	81.7	80.4	80.5	80.6	82.4	81.8	81.9	84.3
09	Finished warp knit fabrics	Jun/95	98.2	98.1	98.1	98.1	98.1	98.1	98.1	98.4	98.3	98.3	98.3	98.3	98.3
0344	Narrow fabrics		130.2	130.3	130.3	130.3	130.3	130.3	130.3	130.3	130.3	130.3	130.3	130.3	129.1
0345	Nonwovens and felt goods		131.3	132.1	132.0	131.9	131.7	131.7	131.7	132.2	132.2	132.0	129.3	129.3	129.3
0321	Nonwoven fabrics		130.5	131.4	131.3	131.2	130.9	130.9	130.9	131.6	131.6	131.3	128.2	128.2	128.2
0333	Pressed, punched, or needled felts, exce	Dec/01	98.9	99.0	99.0	99.0	99.0	99.0	99.1	98.9	98.8	98.8	98.7	98.7	98.7
0346	Coated fabrics, not rubberized	Jun/85	140.4	140.9	140.7	140.7	140.5	140.7	140.5	140.3	140.3	140.3	140.1	140.1	140.1
0102	Vinyl coated or laminated fabric	Jun/85	133.4	134.4	134.1	134.1	133.7	133.7	133.2	133.2	133.1	133.1	132.8	132.8	132.8
0103	Polyurethane and other coated or laminat	Jun/85	146.9	147.0	146.9	146.9	146.9	147.2	147.2	146.9	146.9	146.9	146.7	146.7	146.7
0347	Embroideries and lace goods	Jun/85	151.4	142.8	142.8	151.9	151.9	151.9	151.9	151.9	152.0	152.0	155.8	155.8	155.8
01	Embroideries	Jun/85	151.4	142.7	142.7	151.9	151.9	151.9	151.9	151.9	152.0	152.0	155.9	155.9	155.9
0105	Schiffli machine embroideries	Jun/85	143.8	143.8	143.8	143.8	143.8	143.8	143.8	143.8	143.8	143.8	143.8	143.8	143.8
0106	Other embroideries and needlework on fab	Dec/85	149.8	140.7	140.7	150.4	150.4	150.4	150.4	150.4	150.5	150.5	154.6	154.6	154.6
02	Lace goods	Dec/85	(2)	138.6	138.6	(2)	(2)	(2)	(2)	(2)	(2)	(2)	(2)	(2)	(2)
038	Apparel & other fabricated textile prods		126.2	126.9	126.5	126.1	126.0	126.1	126.2	126.2	126.1	125.9	125.9	126.0	126.2
0381	Apparel		125.5	126.2	125.7	125.3	125.0	125.3	125.5	125.3	125.2	125.4	125.5	125.5	125.8
01	Women's		122.7	123.4	122.6	122.2	122.2	122.4	122.1	122.2	122.3	123.0	123.0	122.9	123.9
0122	Skirts, including uniforms		112.5	109.1	109.1	109.1	109.1	116.8	116.7	113.3	113.3	113.3	113.3	113.3	113.1
0143	All other outerwear, n.e.c.	Jun/83	136.8	135.9	136.7	136.8	136.8	136.8	136.8	136.8	136.8	136.8	136.8	137.3	137.3
0144	Sweaters, jackets, and jerseys	Dec/84	107.1	121.5	105.7	105.4	105.9	105.9	105.9	105.9	105.9	106.6	105.3	105.3	105.3
0145	Dresses	Dec/84	112.8	112.9	113.0	112.9	112.6	112.6	112.6	112.5	113.1	113.0	113.0	113.0	113.0
0146	Suits	Dec/84	71.1	71.0	71.0	71.1	71.1	71.1	71.1	71.1	71.1	71.1	71.1	71.1	(2)
0151	Slacks, jeans, and dungarees	Dec/84	100.6	100.5	100.5	100.6	100.6	100.6	100.6	100.6	100.6	100.6	100.6	100.6	100.6
0152	Blouses, waists & shirts exc. knit sport		162.5	161.6	161.6	162.8	162.8	162.8	162.8	162.8	162.8	162.5	162.5	162.5	162.5
0153	Knit outerwear sportshirts, incl. sweats		149.8	151.2	149.1	150.2	150.2	150.0	149.6	149.6	150.2	149.4	149.6	149.6	149.4
0162	Separate tailored suit-type jackets, inc		118.5	119.7	119.7	118.9	118.9	118.4	118.3	118.0	118.0	118.0	118.0	118.0	118.0
0163	Tailored coats, ex. fur, all leather & r		(2)	86.3	86.3	86.3	(2)	86.3	86.3	86.3	86.3	87.4	(2)	(2)	(2)
0169	Finished seamless and simulated seamed h	Jun/84	125.4	125.1	126.6	124.2	124.2	124.2	124.2	124.5	124.5	124.5	124.2	124.2	134.8
0171	Unfinished seamless and simulated seamed	Jun/84	(2)	120.5	120.5	(2)	(2)	(2)	(2)	(2)	(2)	(2)	(2)	(2)	(2)
0174	Brassieres		137.0	137.1	137.1	137.1	137.1	137.1	137.1	137.1	137.1	137.1	137.1	136.6	136.6
0175	Girdles, corsets, combinations and acces		(2)	167.9	167.3	167.3	167.3	167.3	167.3	167.3	167.3	169.4	(2)	(2)	(2)
0176	Panties		145.0	145.3	145.3	145.3	145.3	145.3	145.3	144.6	144.6	144.6	144.6	144.6	144.6
0178	Nightwear		111.8	111.8	111.8	111.8	111.8	111.8	111.8	111.8	111.8	111.8	111.8	111.8	111.8
0179	Ladies' robes, dressing gowns and housec		125.0	124.9	124.9	124.9	124.9	124.9	124.9	124.9	124.9	124.9	125.6	125.6	125.6
0182	Bathing suits		137.8	141.2	141.2	129.9	129.9	123.1	112.7	125.6	125.6	156.2	156.2	156.2	156.2
02	Men's and boys'		129.0	130.9	130.4	129.6	128.7	129.1	129.4	128.9	128.4	128.4	128.4	128.4	128.3
0215	Men's & boys' dress, sport, & uniform tr		128.8	132.6	135.0	135.0	126.8	126.8	126.8	127.0	127.0	127.0	127.0	127.0	127.0

See footnotes at the end of the table.

Table 4. Producer price indexes for commodity groups, subgroups, product classes, and individual items, 2002¹--Continued
(1982=100 unless otherwise indicated)

Code	Commodity	Other index base	Ann. Avg.	Jan.	Feb.	Mar.	Apr.	May	June	July	Aug.	Sep.	Oct.	Nov.	Dec.
0381	Apparel (Cont'd)														
0216	Men's and boys' jeans and jean cut casua	Dec/92	107.1	108.7	108.7	108.7	108.7	108.7	108.7	108.7	107.1	105.4	103.9	103.9	103.9
0221	Men's and boys' work clothing		128.7	130.0	130.0	127.7	128.5	129.2	129.2	129.3	128.1	128.1	128.1	128.1	128.1
0228	Men's and boys' work shirts	Jun/83	125.6	125.6	125.6	125.6	125.6	125.6	125.6	125.6	125.6	125.6	125.6	125.6	125.6
0231	Men's and boys' suits, including uniform	Jun/02	(2)	(2)	(2)	(2)	(2)	(2)	100.0	97.2	97.3	97.3	100.5	100.5	100.3
0257	Men's and boys' tailored sportcoats and	Jun/02	(2)	(2)	(2)	(2)	(2)	(2)	100.0	98.9	98.9	98.9	99.8	99.7	99.8
0267	Men's and boys' leather coats and jacket	Dec/85	140.5	140.1	140.1	141.1	141.1	141.1	141.1	141.1	141.1	141.1	139.3	139.3	139.3
0268	Men's and boys' overcoats and topcoats	Jun/02	(2)	(2)	(2)	(2)	(2)	(2)	(2)	(2)	(2)	100.0	100.0	100.0	100.0
0272	Men's finished hosiery		142.9	138.8	138.9	138.1	139.4	138.9	138.9	138.9	138.9	138.9	151.5	151.5	162.3
0274	Men's and boys' knit undershirts		126.4	127.4	127.4	127.4	127.4	127.4	127.4	127.4	125.5	125.5	124.3	124.3	124.3
0275	Men's and boys' knit shorts and briefs		101.9	101.9	101.9	101.9	101.9	101.9	101.9	101.9	101.9	101.9	101.9	101.9	101.9
0282	Men's and boy's neckwear		148.0	147.2	147.2	147.2	147.2	147.2	147.7	148.8	148.8	148.8	148.8	148.8	148.8
0283	Sweaters, jackets, swimwear, and athleti	Dec/97	101.1	101.0	101.1	101.1	101.0	101.3	101.8	101.2	101.2	101.3	100.8	100.9	100.9
0286	Men's and boys' dress and woven sport sh	Dec/96	102.2	103.6	103.6	103.6	103.8	103.8	103.8	100.7	100.7	100.8	100.8	100.8	100.8
0298	Men's/boys' knit sportshirts incl. sweat	Jun/83	100.8	103.5	102.7	100.1	100.9	100.8	101.7	101.0	101.0	100.8	100.0	100.2	97.2
03	Girls', children's and infants'		118.4	116.8	116.8	116.9	117.6	117.6	118.8	119.5	119.4	119.4	119.4	119.3	119.3
0349	Dresses/blouses/shirts, ex. knit sport &	Dec/84	127.3	126.7	126.7	126.8	126.8	126.8	127.8	127.7	127.7	127.7	127.5	127.5	127.5
0354	Sweaters, jackets, and jerseys	Dec/84	153.0	148.1	148.2	147.3	145.9	145.9	158.3	158.3	157.3	157.3	156.6	156.6	156.6
0363	Infants' and children's anklet hosiery	Jun/84	104.6	105.0	105.0	105.0	105.0	105.0	105.0	104.0	104.0	103.9	103.9	103.9	103.9
0365	Other infants' and children's finished h	Jun/84	105.4	104.8	104.8	105.5	105.5	105.5	105.5	105.5	105.5	105.5	105.5	105.5	105.9
0368	Underwear	Jun/82	146.1	146.1	146.1	146.1	146.1	146.1	146.1	146.1	146.1	146.1	146.1	146.1	146.1
0369	Nightwear	Jun/82	(2)	112.7	112.7	112.7	112.7	112.7	(2)	(2)	(2)	(2)	(2)	(2)	(2)
04	Miscellaneous apparel and accessories	Dec/83	136.3	136.5	136.1	136.1	136.3	136.3	136.3	136.3	136.2	136.5	136.4	136.2	136.4
0407	Fur products	Dec/83	148.1	148.0	148.0	148.2	148.2	148.2	148.2	148.2	148.2	148.2	148.2	148.2	148.2
0413	Milling, hats, and caps	Dec/90	128.5	128.3	128.4	128.5	128.5	128.5	128.5	128.5	128.5	128.5	128.5	128.5	128.5
0419	Fabric workgloves and mittens	Jun/85	127.3	126.9	126.5	126.5	127.0	127.0	127.0	127.0	128.1	128.1	127.7	127.7	128.7
0422	Raincoats and other waterproof outer gar	Jun/02	(2)	(2)	(2)	(2)	(2)	(2)	100.0	100.0	100.0	101.2	101.4	100.6	100.6
0427	Other leather and sheep lined clothing	Dec/99	109.6	110.3	110.3	110.3	110.3	110.4	110.4	110.4	109.6	107.6	107.6	107.6	107.9
0429	Knit products, n.e.c.	Dec/85	101.5	97.6	96.8	99.0	104.9	104.8	104.6	104.5	104.7	104.8	98.9	98.4	98.9
0441	Apparel and accessories, n.e.c.	Dec/85	127.5	129.2	127.5	127.5	127.5	127.5	127.5	127.7	127.2	127.2	127.2	127.2	127.2
05	Contract work on apparel	Jun/87	116.7	115.9	115.8	116.0	116.0	116.0	116.9	116.9	117.5	117.5	117.4	117.4	117.2
0382	Textile housefurnishings		122.3	122.3	122.6	122.6	122.3	122.2	122.3	122.3	122.2	122.2	122.3	122.3	122.2
01	Bed clothes		109.5	109.5	109.5	109.5	109.5	109.5	109.5	109.7	109.4	109.4	109.7	109.7	109.7
03	Other textile housefurnishings	Jun/83	132.3	132.3	132.8	132.9	132.2	132.1	132.1	132.2	132.2	132.2	132.1	132.0	131.9
0303	Cotton towels and washcloths		123.0	124.8	124.8	124.8	122.5	122.5	122.5	122.7	122.6	122.6	122.2	122.2	122.2
0307	Draperies		168.8	168.5	168.5	168.9	168.9	168.9	168.9	168.9	168.9	168.9	168.9	168.9	168.9
0308	Curtains, except lace	Jun/84	135.2	129.4	135.4	135.9	135.9	135.9	135.9	135.9	135.9	135.9	135.9	135.9	134.3
0309	Curtains and draperies, knit	Jun/98	101.2	103.1	103.1	103.1	103.1	100.3	100.3	100.3	100.3	100.3	100.3	100.3	100.3
0311	Other textile housefurnishings	Jun/83	128.4	128.4	128.4	128.4	128.4	128.4	128.4	128.4	128.4	128.4	128.4	128.4	128.4
0383	Fabricated products, n.e.c.		132.8	134.1	133.4	133.2	133.5	133.5	133.4	133.8	133.0	131.4	131.2	131.3	131.4
02	Camping equipment		145.4	145.2	145.2	145.2	145.5	145.5	145.5	145.5	145.5	145.5	145.5	145.5	145.5
03	Industrial and other fabricated products		132.5	133.8	133.1	132.9	133.2	133.2	133.0	133.5	132.7	131.0	130.8	131.0	131.1
0305	Men's/boys' suit, coat findings & hat,	Dec/83	124.9	124.6	124.6	124.6	124.6	124.6	124.6	124.6	124.6	125.6	125.6	125.6	125.6
0308	Automotive trimmings	Dec/83	120.7	122.0	122.0	122.0	122.0	122.0	122.0	122.0	118.9	118.9	118.9	118.9	118.9
0324	Soft fiber cordage and twine, except cot	Jun/85	124.1	137.6	126.4	123.3	125.2	128.0	124.0	126.5	122.0	118.6	118.4	118.3	120.2
0325	Cotton cordage and twine	Jun/85	98.5	104.6	104.6	95.9	98.9	98.9	97.9	97.9	96.6	96.6	96.6	96.6	96.6
0341	Textile bags	Dec/85	133.3	134.6	134.6	134.6	134.6	134.1	134.1	134.1	133.0	131.6	131.6	131.6	131.6
0343	Tents, other than camping tents	Dec/85	255.2	267.7	252.0	252.0	254.6	254.6	254.6	254.6	254.6	254.6	254.6	254.6	254.6
0344	Awnings	Dec/85	204.5	207.5	201.7	201.7	204.0	206.0	206.0	206.0	206.0	203.4	203.4	203.4	204.3
0351	All other industrial and fabricated prod	Dec/85	112.9	113.0	113.3	113.0	113.3	113.3	113.3	113.0	112.8	112.7	112.3	112.7	112.7
039	Miscellaneous textile products/services	Jun/85	115.8	116.1	116.4	116.4	116.3	115.8	115.8	115.9	115.7	115.6	115.3	115.3	115.2
0391	Textile materials n.e.c. & proc. textile wa	Jun/85	112.0	113.0	113.6	113.5	113.3	112.2	112.0	112.2	111.4	111.2	110.3	110.5	110.7
01	Textile fibers, yarns, and fabrics, n.e.c.	Jun/85	113.3	114.7	112.6	112.7	115.5	113.3	113.2	113.2	113.0	113.0	112.6	112.6	112.8

See footnotes at the end of the table.

Table 4. Producer price indexes for commodity groups, subgroups, product classes, and individual items, 2002¹--Continued
(1982=100 unless otherwise indicated)

Code	Commodity	Other index base	Ann. Avg.	Jan.	Feb.	Mar.	Apr.	May	June	July	Aug.	Sep.	Oct.	Nov.	Dec.
0391	Textile materials n.e.c. & proc. textile waste														
0104	Padding and upholstery filling	Dec/85	116.9	116.9	116.9	116.9	116.9	116.9	116.9	116.9	116.9	116.9	116.9	116.9	116.9
0106	Jute goods and scouring and combing mill	Dec/01	108.0	103.2	106.4	108.4	108.1	107.8	106.3	107.5	106.9	106.0	112.3	109.6	112.9
0111	Cotton linters	Dec/91	109.8	128.8	103.6	103.6	135.0	110.2	110.2	109.2	107.8	107.8	99.3	101.3	101.3
02	Textile waste	Dec/85	114.3	115.2	116.8	116.7	115.3	114.6	114.4	114.5	113.5	113.3	112.1	112.4	112.6
0201	Processed textile waste	Dec/85	149.6	150.4	154.7	154.4	150.8	150.8	150.1	150.6	149.0	148.5	145.3	144.8	145.4
0202	Waste rags and textile waste	Dec/86	102.1	103.6	103.6	103.6	103.6	101.9	101.9	101.9	100.7	100.7	100.7	101.9	101.9
0203	Used wiping cloths	Dec/86	87.8	88.0	87.8	87.8	87.8	87.8	87.8	87.8	87.8	87.8	87.8	87.8	87.8
0392	Contract work on textile products	Jun/87	116.0	116.0	116.0	116.0	115.9	115.9	116.1	116.1	116.1	116.0	116.0	116.0	115.9
0101	Commission finishing of broadwoven fabri	Jun/87	124.4	124.5	124.5	124.5	124.4	124.4	124.4	124.4	124.4	124.4	124.4	124.4	124.2
0102	Commission embroidering, tucking, pleati	Jun/91	108.6	107.0	107.0	107.4	107.4	106.6	106.6	106.6	111.0	111.0	111.0	111.0	111.0
0104	Comm. knit/knit & fin. of circular & war	Dec/94	98.3	98.1	98.1	98.1	98.0	98.0	98.8	98.8	98.5	98.2	98.2	98.2	98.2
0393	Other finishing of textiles	Dec/01	100.1	99.5	99.6	100.1	100.1	100.0	99.5	99.8	100.6	100.7	100.6	100.7	99.8
04	Hides, skins, leather, and related products		157.6	152.4	152.5	154.3	154.4	156.5	158.0	158.5	160.4	161.0	160.9	160.9	161.0
041	Hides and skins, incl. cattle		176.9	155.4	155.4	165.8	165.7	176.4	179.9	179.8	184.8	191.7	192.7	187.9	187.0
042	Leather		202.5	195.5	194.7	196.4	197.0	198.7	202.7	204.4	208.9	207.7	206.4	209.0	209.2
0427	Finished and unfinished leather	Dec/97	111.0	107.2	106.8	107.7	108.0	108.9	111.1	112.0	114.5	113.9	113.1	114.5	114.7
0101	Finished cattlehide and kipside leather		188.1	186.4	181.5	181.0	181.7	183.8	184.6	187.0	193.7	194.8	193.5	194.4	194.8
0103	Unfinished leather	Dec/97	129.0	116.5	122.0	126.4	126.4	126.4	134.2	134.2	129.7	129.7	129.7	134.2	134.2
0105	Other leathers, finished and unfinished	Dec/97	111.4	108.5	108.9	108.9	110.6	113.9	113.9	114.3	114.3	114.3	109.4	109.9	109.4
0109	Contract tanning and finishing	Dec/97	116.5	116.3	116.3	116.4	116.6	116.6	116.6	116.6	116.6	116.6	116.6	116.6	116.1
043	Footwear		146.0	146.0	146.0	145.8	145.7	145.9	146.0	146.1	145.9	145.9	146.1	146.1	146.5
0431	Men's footwear, excluding athletic		158.8	158.6	158.7	158.7	158.4	158.7	158.9	158.9	158.9	158.9	158.9	158.9	159.6
0501	Men's footwear, except slippers	Dec/93	110.8	110.7	110.7	110.7	110.5	110.7	110.9	110.9	110.9	110.9	110.9	110.9	(2)
0505	Men's slippers	Dec/93	108.9	108.9	108.9	108.9	108.9	108.9	108.9	108.9	108.9	108.9	108.9	108.9	(2)
0432	Women's footwear, excluding athletic		133.5	133.8	133.8	133.4	133.4	133.4	133.5	133.5	133.0	133.0	133.6	133.6	133.6
0501	Women's footwear, except slippers	Dec/93	104.3	104.6	104.6	104.2	104.2	104.2	104.3	104.3	103.9	103.9	104.4	104.4	(2)
0505	Women's slippers	Dec/93	105.6	105.6	105.6	105.6	105.6	105.6	105.7	105.7	105.7	105.7	105.7	105.7	105.7
0433	Children's footwear, except athletic		154.1	153.9	153.9	153.9	153.9	153.9	153.9	154.3	154.3	154.3	154.3	154.3	(2)
0101	Children's footwear, except slippers	Dec/93	113.9	113.5	113.5	113.5	113.5	113.5	113.5	114.2	114.2	114.2	114.2	(2)	(2)
0436	Infants', babies' ftwear. (size 1-8)		160.2	159.5	159.5	159.5	159.5	159.5	159.5	160.9	160.9	160.9	160.9	160.9	160.9
044	Other leather and related products		147.8	146.9	147.6	147.7	147.7	147.8	147.4	148.0	147.9	147.9	148.0	148.1	148.3
0441	Luggage and small leather goods		138.5	137.0	138.4	138.6	138.6	138.7	137.9	138.7	138.6	138.6	138.6	138.6	139.1
0112	Hand luggage	Dec/84	114.7	114.2	114.2	114.8	114.8	115.1	114.7	114.7	114.7	114.7	114.7	114.7	114.7
0113	Luggage other than hand luggage	Dec/84	148.0	146.0	148.1	148.2	148.2	148.2	148.2	148.2	148.2	148.2	148.2	148.2	148.2
0128	Women's & children's handbags & purses	Jun/82	126.5	123.3	126.7	126.7	126.7	126.7	123.9	127.1	127.0	127.0	127.0	127.0	128.7
0132	Other personal leather goods	Jun/82	147.9	147.4	148.0	148.0	148.0	148.0	148.0	148.0	148.0	148.0	148.0	148.0	148.0
0442	Gloves		152.4	152.3	152.3	152.3	152.3	152.3	152.3	152.4	152.4	152.5	152.5	152.5	153.0
0103	All leather dress & semidress gloves and	Jun/85	132.8	132.7	132.7	132.7	132.7	132.7	132.7	132.9	132.9	132.9	132.9	132.9	132.9
0104	All leather work gloves and mittens	Jun/85	150.9	150.2	150.8	150.4	150.4	150.4	150.7	150.4	150.4	150.5	150.4	150.4	155.8
0443	Industrial leather		184.8	184.8	184.8	184.8	184.8	184.8	184.8	184.8	184.8	184.8	184.8	184.8	184.8

See footnotes at the end of the table.

Table 4. Producer price indexes for commodity groups, subgroups, product classes, and individual items, 2002¹--Continued
(1982=100 unless otherwise indicated)

Code	Commodity	Other index base	Ann. Avg.	Jan.	Feb.	Mar.	Apr.	May	June	July	Aug.	Sep.	Oct.	Nov.	Dec.
0444	Footwear cut stock		165.9	165.6	165.6	165.6	165.6	165.6	166.1	166.1	166.1	166.1	166.1	166.1	166.1
0445	Leather/leather-like goods, n.e.c.	Jun/85	145.9	145.4	145.6	145.7	145.7	145.7	145.7	146.1	146.0	146.0	146.3	146.4	146.4
0101	Leather/leather-like goods, other than b	Jun/85	145.8	144.8	145.2	145.3	145.3	145.3	145.3	146.2	146.0	146.0	146.5	146.7	146.7
0111	Leather belts	Jun/85	145.2	145.2	145.2	145.2	145.2	145.2	145.2	145.2	145.2	145.2	145.2	145.2	145.2
05	Fuels and related products and power		93.2	84.0	82.5	87.4	93.7	93.4	92.9	93.5	94.5	97.5	99.7	99.5	99.4
051	Coal		99.8	101.4	100.5	101.5	101.6	101.6	99.7	99.4	98.1	97.6	98.6	99.2	98.0
0511	Anthracite		107.6	107.6	107.6	107.6	107.5	107.4	107.3	107.4	107.5	107.6	107.7	107.7	107.8
01	Prepared anthracite shipped		106.5	106.5	106.5	106.5	106.4	106.3	106.2	106.3	106.3	106.5	106.6	106.7	106.8
0512	Bituminous coal and Lignite		99.7	101.4	100.4	101.4	101.5	101.5	99.6	99.3	98.0	97.5	98.5	99.1	97.9
08	Unprepared bituminous coal and Lignite		87.2	88.4	87.2	87.0	87.4	87.1	87.4	86.4	87.2	87.1	86.9	87.2	86.6
09	Prepared bituminous and Lignite	Dec/01	103.8	105.6	104.6	105.9	106.0	106.1	103.6	103.4	101.7	101.1	102.4	103.1	101.7
0901	Mechanically cleaned bituminous coal and	Dec/01	101.2	102.5	102.1	101.6	100.9	101.0	100.8	101.5	101.2	100.3	100.8	100.8	100.7
0902	Bituminous coal and Lignite, other prepa	Dec/01	103.9	105.7	104.8	106.1	106.2	106.3	103.7	103.5	101.7	101.1	102.5	103.2	101.8
052	Coke oven products		88.3	88.3	88.4	88.4	88.4	88.4	88.4	88.4	88.3	88.3	87.9	88.4	88.4
0522	Coke														
053	Gas fuels		116.3	91.7	77.3	93.7	122.2	117.4	111.0	107.2	111.1	118.8	131.2	154.7	159.5
0531	Natural gas		122.5	99.3	78.9	95.9	131.3	125.5	117.7	112.6	114.9	120.9	134.6	167.5	171.1
0532	Liquefied petroleum gas		104.5	75.0	75.7	91.1	102.5	100.3	97.2	97.5	107.1	120.9	129.8	123.9	133.3
0104	Propane		114.7	79.7	81.2	96.6	107.8	104.5	107.7	106.9	119.0	135.8	140.8	143.1	153.8
0105	Butane and isobutane		74.4	54.1	56.9	65.6	74.5	69.8	66.1	67.8	76.2	87.7	89.4	88.6	95.6
0107	Gas mixtures and other natural gas liqui	Jun/84	105.5	76.2	75.2	92.6	104.3	104.2	99.4	99.3	107.5	120.0	133.3	122.3	131.3
054	Electric power		136.8	134.1	133.2	133.1	133.1	134.5	141.2	142.1	142.1	142.4	136.6	134.7	134.7
0541	Residential electric power	Dec/90	115.4	113.1	112.6	112.7	112.8	113.9	119.0	119.5	119.3	119.6	115.6	113.4	113.2
0542	Commercial electric power		137.5	135.1	133.8	133.5	133.5	134.3	142.8	143.7	143.8	144.0	136.6	134.6	134.7
0543	Industrial electric power		139.9	136.3	135.4	135.7	135.4	137.9	143.6	144.9	145.0	145.8	140.0	139.5	139.6
0545	Other electric power	Dec/90	109.9	108.9	107.7	106.9	107.1	107.9	112.2	113.2	113.2	113.6	110.0	108.8	109.0
055	Utility natural gas	Dec/90	130.4	131.0	126.0	125.3	129.4	126.9	125.8	125.1	125.1	127.9	133.0	143.6	146.3
0551	Residential natural gas	Dec/90	131.9	131.2	127.8	127.2	130.3	128.5	128.5	128.8	130.4	131.4	135.3	140.8	142.9
0552	Commercial natural gas	Dec/90	135.0	135.6	132.5	131.3	133.8	130.7	130.0	129.5	129.4	131.5	136.2	148.4	151.0
0553	Industrial natural gas	Dec/90	136.5	139.0	133.6	131.9	135.3	132.9	131.1	130.0	128.6	132.7	137.5	151.5	154.0
0554	Natural gas to electric utilities	Dec/90	103.9	102.9	89.8	92.1	105.8	101.4	98.0	93.8	93.3	99.8	110.7	127.4	132.3
0555	Other natural gas	Dec/90	120.2	129.7	120.5	113.8	119.0	114.4	111.0	110.7	114.3	118.2	122.1	132.2	135.9
0561	Crude petroleum (domestic production)		67.9	48.6	53.5	65.0	70.7	77.1	63.6	68.3	72.8	77.5	76.7	67.6	72.9
057	Petroleum products, refined		79.5	61.3	62.9	72.5	82.4	80.9	79.6	81.2	82.3	88.2	95.6	85.8	81.2

See footnotes at the end of the table.

Table 4. Producer price indexes for commodity groups, subgroups, product classes, and individual items, 2002¹--Continued
(1982=100 unless otherwise indicated)

Code	Commodity	Other index base	Ann. Avg.	Jan.	Feb.	Mar.	Apr.	May	June	July	Aug.	Sep.	Oct.	Nov.	Dec.
0571	Gasoline		83.3	62.3	64.8	77.9	89.0	86.1	85.4	87.0	88.1	90.3	99.4	87.9	82.1
03	Unleaded premium gasoline		86.5	67.2	67.9	79.1	90.0	89.4	88.3	91.1	92.0	94.4	101.5	91.3	86.3
04	Unleaded regular gasoline		81.1	60.1	62.7	76.4	87.0	83.8	83.2	84.5	85.6	87.8	97.5	85.5	79.6
05	Unleaded mid-premium gasoline	Dec/87	143.2	106.6	113.3	132.2	155.7	148.0	146.2	149.6	151.2	154.6	169.4	150.6	140.9
0572	Kerosene and jet fuels		71.1	60.0	57.8	60.5	69.6	69.2	67.1	70.8	71.8	80.9	86.8	79.7	78.5
02	Kerosene		(2)	(2)	(2)	(2)	(2)	(2)	(2)	64.1	65.4	74.0	85.0	81.5	80.6
03	Jet fuel		71.6	60.9	58.5	61.1	70.3	69.9	67.8	71.5	72.5	81.7	87.1	79.8	78.6
0301	Jet fuel		72.2	61.3	58.9	61.6	70.9	70.4	68.3	(2)	(2)	(2)	(2)	(2)	(2)
0573	Light fuel oils		76.3	58.3	59.6	69.1	76.4	75.0	71.4	75.5	77.9	89.5	95.1	82.8	84.6
02	Home heating oil and other distillates		75.0	58.3	60.2	69.7	77.0	76.5	69.3	73.4	75.4	86.4	91.2	79.9	82.3
0201	Home heating oil and distillates		75.0	58.3	60.2	69.7	77.0	76.5	69.3	73.4	75.4	86.4	91.2	79.9	82.3
03	#2 diesel fuel		77.9	58.9	60.0	69.7	76.9	74.7	73.3	77.6	80.4	92.3	98.7	85.5	86.8
0574	Residual fuels		75.4	57.9	57.6	60.5	74.4	75.6	77.0	79.3	76.4	85.9	92.5	92.7	75.0
07	Residual fuels	Jun/85	109.9	82.8	80.3	82.9	110.4	112.2	113.1	(2)	(2)	(2)	(2)	(2)	(2)
0576	Finished lubricants		154.8	131.6	141.0	138.3	149.1	158.8	162.4	162.5	162.5	162.6	162.6	162.9	163.3
03	Lubricating grease		169.8	169.0	169.8	170.0	169.6	169.3	169.7	169.8	169.4	169.4	169.9	170.9	171.2
04	Lubricating and similar oils	Jun/85	143.2	120.0	129.4	126.7	137.6	147.2	150.9	151.0	151.0	151.1	151.1	151.2	151.7
058	Petroleum and coal products, n.e.c.	Dec/84	76.4	68.2	67.9	66.1	73.1	79.2	81.6	82.4	83.6	83.4	81.5	80.3	69.2
0581	Petroleum and coal products, n.e.c.														
0112	Asphalt	Jun/85	(2)	(2)	(2)	(2)	(2)	(2)	(2)	82.3	83.9	83.6	81.2	79.6	65.1
0119	Other petroleum and coal products	Dec/84	137.5	138.8	137.3	137.3	137.3	137.3	137.3	137.3	137.3	137.3	137.4	137.4	137.4
06	Chemicals and allied products		151.9	147.1	147.3	148.8	150.5	150.6	151.3	152.9	153.6	154.1	155.3	155.6	155.1
061	Industrial chemicals		127.3	119.6	119.9	123.1	126.1	125.9	126.0	128.4	129.7	130.3	132.6	133.6	132.4
0613	Basic inorganic chemicals ¹		115.9	115.9	115.4	115.2	114.8	113.8	115.1	115.2	116.2	116.6	116.6	117.8	118.1
01	Alkalies and chlorine		110.6	115.2	111.5	106.6	104.4	100.5	104.1	105.3	111.5	115.3	115.0	117.8	120.5
0103	Natural sodium carbonate and sulfate		87.4	87.4	89.3	88.2	86.5	87.2	88.1	87.8	86.8	87.0	87.1	86.3	87.3
0107	Chlorine	Dec/97	40.6	19.2	18.5	17.8	19.3	26.6	34.4	40.0	50.8	62.8	63.5	67.4	66.8
0108	Sodium hydroxide (caustic soda)	Dec/97	82.1	109.2	101.9	95.1	90.6	75.8	74.9	72.8	74.9	71.5	70.4	72.1	76.1
0109	Other alkalies	Dec/97	96.6	92.4	92.9	91.4	92.5	98.4	98.4	97.5	98.5	98.1	98.1	99.4	102.1
02	Other inorganic chemicals		116.4	115.8	115.8	116.3	116.2	115.6	116.5	116.4	116.6	116.5	116.6	117.5	117.5
0209	Aluminum compounds	Jun/95	92.3	91.7	92.5	92.8	93.3	93.3	93.0	92.6	92.2	91.7	91.2	91.1	91.8
0213	Lime, inc. quick, hydrated & dead burned		122.3	121.8	121.9	122.4	122.6	122.5	122.5	122.4	122.5	122.9	121.1	122.1	122.3
0217	Potassium & sodium compounds, ex. bleach	Jun/01	98.3	99.8	97.9	99.7	99.0	98.3	98.9	97.0	97.8	97.9	97.8	98.1	97.5
0224	Other inorganic acids, inc. hydrochloric	Jun/01	(2)	(2)	(2)	(2)	(2)	(2)	81.8	81.1	80.5	79.5	78.0	77.5	76.9
0232	Sulfuric acid	Jun/87	124.3	120.4	113.5	120.5	120.5	120.5	120.6	127.9	128.5	129.4	129.4	129.9	129.9
0252	Barite	Dec/84	86.1	86.7	86.1	86.1	86.1	86.1	86.1	86.1	86.1	86.1	86.1	86.1	86.1
0271	Rock salt	Dec/84	174.9	177.6	180.7	186.0	177.0	176.6	174.5	168.0	172.3	166.1	172.9	173.3	173.8
0274	Processed or refined potassium salts	Dec/84	135.2	136.5	137.7	136.5	135.8	137.0	137.0	132.1	132.1	132.1	134.2	136.2	134.9
0282	Other inorganic chemicals	Dec/82	120.8	119.1	119.7	119.5	119.5	119.3	120.9	121.2	121.4	121.3	121.7	123.1	123.0
0614	Basic organic chemicals ¹		129.8	119.9	120.3	124.6	128.6	128.7	128.4	131.4	132.8	133.4	136.4	137.3	135.8
01	Primary		103.0	83.5	83.5	88.1	94.8	101.0	103.1	104.7	111.4	115.0	116.5	115.0	119.4
0197	Aromatics, not made in a refinery	Jun/01	100.3	95.8	95.8	95.8	95.2	95.2	95.2	101.6	113.4	104.6	101.7	103.9	105.5
0198	Liquid refinery gases	Jun/01	95.9	73.7	73.6	79.2	87.3	94.7	97.3	96.2	99.8	109.8	113.4	110.1	115.8
0199	Other primary basic organic chemicals	Jun/87	(2)	(2)	(2)	(2)	(2)	(2)	143.4	143.3	145.7	145.6	145.9	145.6	
02	Intermediate		115.4	101.1	103.4	105.4	115.2	114.0	116.6	122.2	120.3	120.0	122.8	121.5	122.6
0281	Cyclic intermediate chemicals	Jun/01	103.5	89.0	91.5	93.3	103.1	102.1	104.7	110.3	108.4	108.0	111.0	109.5	110.7
0282	Synthetic organic dyes	Jun/01	93.0	94.7	93.4	95.0	94.4	93.0	92.5	92.0	92.4	92.7	90.9	92.6	92.6

See footnotes at the end of the table.

Table 4. Producer price indexes for commodity groups, subgroups, product classes, and individual items, 2002¹--Continued
(1982=100 unless otherwise indicated)

Code	Commodity	Other index base	Ann. Avg.	Jan.	Feb.	Mar.	Apr.	May	June	July	Aug.	Sep.	Oct.	Nov.	Dec.
0614	Basic organic chemicals (Cont'd)														
03	Other basic organics		127.5	124.4	124.6	128.6	129.8	127.4	125.6	128.7	127.1	126.0	129.4	132.1	126.6
0341	Ethanol (ethyl alcohol)		157.4	150.1	154.6	155.5	159.3	158.4	156.4	160.8	157.1	159.5	163.5	161.6	151.9
0399	Other basic organics	Jun/87	126.1	123.1	123.2	127.2	128.4	126.0	124.1	127.2	125.7	124.5	127.8	130.6	125.4
062	Paints and allied products		167.2	159.5	161.6	162.7	169.0	166.7	169.3	169.3	169.7	169.8	169.5	169.9	169.8
0621	Prepared paint		166.9	165.9	165.9	166.3	167.1	166.6	167.0	166.8	167.0	167.5	167.2	167.7	167.7
01	Architectural coatings		175.2	175.3	175.1	174.8	174.8	175.0	175.0	175.0	175.3	175.4	175.4	175.4	175.5
0101	Interior water based paint		180.9	181.2	180.8	180.8	180.7	181.1	181.0	180.8	180.8	180.9	180.9	180.9	181.1
0131	Interior solvent based paint		190.5	190.6	190.6	190.5	190.5	190.5	190.5	190.5	190.5	190.5	190.5	190.5	190.5
0171	Exterior solvent based paint	Jun/83	175.2	174.7	174.7	174.7	174.7	174.7	174.7	174.8	175.8	175.8	175.8	175.8	175.9
0181	Exterior water based paint	Jun/83	150.3	150.6	150.4	149.6	149.6	149.8	149.8	150.2	150.8	150.8	150.8	150.8	150.8
02	OEM finishes	Jun/83	126.2	126.1	126.1	126.1	126.0	126.2	126.1	126.1	126.1	126.1	126.2	126.2	126.5
03	Special purpose coatings	Jun/83	217.6	212.0	212.3	215.2	220.1	216.4	218.8	217.2	217.9	220.6	218.9	221.3	220.3
0622	Paint materials		165.9	145.8	152.0	154.3	170.8	165.1	171.8	172.4	172.6	171.6	171.4	171.7	171.2
02	Paint colors		146.3	149.2	148.8	145.5	146.2	146.1	145.8	146.4	146.5	145.5	145.1	145.4	144.9
0206	Iron oxide pigments	Jun/83	178.0	173.6	176.7	175.3	179.3	179.0	180.0	179.7	178.8	179.2	178.8	178.1	178.1
0209	Titanium pigments		146.1	148.6	147.7	144.8	145.6	144.9	144.6	145.8	145.7	146.6	145.8	146.4	146.3
0298	All other organic pigments	Jun/87	122.2	125.9	125.4	120.7	120.8	123.1	122.8	122.6	123.0	121.1	120.9	120.8	119.0
0299	All other inorganic pigments	Jun/83	132.9	136.6	136.7	135.7	135.5	133.3	132.7	133.1	133.4	128.6	129.0	129.6	130.1
04	Paint fillers		119.4	119.6	120.4	119.3	119.0	119.1	119.1	119.1	119.5	119.4	119.3	119.3	119.3
0623	Allied and miscellaneous paint products	Jun/83	171.0	169.9	169.9	169.9	169.9	169.9	170.0	170.0	172.1	172.3	172.3	172.3	172.8
0112	Thinners for dopes, lacquers & oleoresin	Dec/88	209.2	205.7	205.7	205.7	205.7	205.7	205.7	205.7	214.2	214.2	214.2	214.2	214.2
0113	Misc. related prod., inc putty, brush cl	Dec/88	130.9	130.5	130.5	130.5	130.5	130.5	130.6	130.6	131.1	131.3	131.3	131.3	131.9
063	Drugs and pharmaceuticals		265.8	263.5	264.1	264.7	265.0	264.7	265.4	265.5	265.9	266.8	268.1	268.2	268.2
0631	Medicinal and botanical chemicals		132.6	131.9	132.9	132.2	132.5	132.1	132.3	133.0	132.4	133.5	132.9	132.4	132.5
0201	Synthetic organic medicinal chemicals, b	Jun/82	131.9	131.1	131.1	131.1	131.1	131.2	131.2	132.7	132.7	132.7	132.7	132.8	132.8
0202	Other medicinals and botanicals, bulk	Jun/82	123.9	124.0	128.7	125.5	126.7	124.7	125.8	123.1	120.2	125.6	122.5	119.9	120.4
0634	Preparations, veterinary		132.6	134.0	134.0	133.2	132.2	132.2	132.2	132.2	132.2	132.2	132.2	132.2	132.2
0637	Biological products		179.8	182.1	182.7	182.7	182.2	181.4	178.6	177.6	178.5	177.7	178.1	178.1	177.7
11	Blood & derivatives, human use		(2)	(2)	154.6	(2)	158.0	(2)	136.6	(2)	(2)	132.8	132.1	(2)	131.5
14	Diagnostics and other biologicals		198.5	199.0	199.7	198.9	198.1	197.6	197.7	197.8	198.5	198.1	198.9	198.9	198.4
1402	Diagnostic substances		150.1	150.6	151.3	150.5	149.8	149.3	149.4	149.4	150.2	149.8	150.5	150.5	150.0
15	Biologicals for veterinary use		114.8	116.6	117.4	117.4	118.1	118.1	118.1	112.1	112.1	112.2	112.2	110.4	112.5
1514	Veterinary vaccines		107.8	110.3	111.8	111.7	111.7	111.7	111.7	104.3	104.3	104.3	104.3	102.6	105.3
1516	Other biologicals for veterinary use	Jun/87	(2)	148.3	146.6	146.9	150.5	(2)	(2)	(2)	150.8	150.8	148.1	148.1	
16	Biological prod. for indus. & other uses	Jun/87	115.2	115.2	115.2	115.2	115.2	(2)	115.2	115.2	115.2	115.2	115.2	115.2	115.2
0638	Pharmaceutical preparations	Jun/01	102.7	101.2	101.3	101.8	101.9	102.0	102.6	102.7	102.9	103.3	104.1	104.2	104.2
01	Neoplasms, endocrine & metabolic disease	Jun/01	105.8	102.4	103.9	104.1	104.1	104.1	104.9	105.2	105.9	108.1	108.9	109.0	108.9
02	Central nervous system and sense org	Jun/01	98.3	97.4	97.4	97.4	97.4	96.9	97.6	98.0	98.2	98.2	100.5	100.5	100.5
03	Cardiovascular system	Jun/01	103.7	101.6	101.2	102.5	102.5	102.7	104.2	103.8	103.7	105.0	105.2	106.0	106.0
04	Respiratory system	Jun/01	106.7	104.0	104.0	106.6	106.6	106.9	107.4	107.4	107.4	107.4	107.7	107.8	107.5
05	Digestive and genito-urinary systems	Jun/01	102.6	102.1	102.2	102.1	102.1	102.3	102.7	102.8	102.8	102.8	103.0	103.0	103.1
06	Skin preparations	Jun/01	102.7	102.7	102.7	102.9	102.9	102.9	102.8	102.8	102.8	102.6	102.6	102.6	102.6
07	Vitamins, nutrients & hematinic preps.	Jun/01	99.5	100.5	100.2	98.6	99.1	99.6	99.4	99.6	99.7	99.3	99.4	99.3	98.9
08	Parasitic and infective diseases	Jun/01	105.1	102.8	102.9	103.6	104.5	104.4	105.0	105.2	106.1	106.0	106.6	106.7	107.0
064	Fats and oils, inedible		90.3	75.7	74.6	79.2	77.6	76.5	89.6	96.5	94.1	99.8	95.4	107.2	117.3

See footnotes at the end of the table.

Table 4. Producer price indexes for commodity groups, subgroups, product classes, and individual items, 2002¹--Continued
(1982=100 unless otherwise indicated)

Code	Commodity	Other index base	Ann. Avg.	Jan.	Feb.	Mar.	Apr.	May	June	July	Aug.	Sep.	Oct.	Nov.	Dec.
0641	Fats and oils, inedible														
0132	Inedible tallow and grease, except wool	Jun/02	(2)	(2)	(2)	(2)	(2)	(2)	100.0	107.8	105.1	111.4	106.4	119.6	130.9
065	Agricultural chemicals and chemical products		123.8	122.7	123.2	123.4	122.9	123.0	123.9	123.6	123.9	124.1	124.1	124.8	125.9
0651	Mixed fertilizers		113.9	113.8	113.7	114.0	113.6	113.9	113.9	114.0	113.6	114.3	114.2	114.2	114.1
0652	Fertilizer materials		103.8	101.3	103.1	102.6	101.8	102.0	103.8	103.1	103.9	104.2	105.3	106.8	107.4
01	Nitrogenates		106.0	105.1	104.1	102.4	101.1	102.8	106.2	105.7	106.1	104.9	107.6	111.7	114.9
0105	Anhydrous ammonia		132.6	127.0	124.8	122.9	123.7	128.4	136.0	134.0	133.1	130.4	135.0	144.2	151.8
0111	Solid & solution nitrate		98.7	101.2	102.2	102.4	97.3	97.1	96.8	96.1	96.5	96.4	98.7	98.3	101.4
0126	Nitrogen solutions		99.4	102.4	98.6	97.5	95.8	96.3	98.3	97.9	99.0	99.3	101.5	103.3	103.6
0127	Nitric acid	Dec/93	85.9	87.0	85.0	83.7	83.7	85.0	85.0	85.0	85.0	85.0	89.0	89.0	89.0
0136	Urea		72.6	71.5	72.9	69.0	68.5	69.1	71.6	73.2	74.7	72.9	73.6	76.8	77.2
02	Phosphates		99.8	96.4	99.9	100.2	99.7	98.9	99.8	99.0	99.9	101.1	101.2	101.1	100.1
0265	Ammonium phosphates		88.6	84.1	86.5	87.5	87.4	86.4	87.8	89.7	91.3	92.5	91.7	90.1	87.5
0653	Other agricultural chemicals		148.5	148.9	147.9	148.8	148.8	148.7	148.7	148.7	148.7	148.7	147.4	147.4	149.2
0101	Nonhousehold insecticides	Jun/82	187.4	187.3	187.3	187.3	187.5	187.5	187.5	187.5	187.5	187.5	187.5	187.3	187.6
0102	Nonhousehold herbicides	Jun/82	126.9	127.8	126.0	127.4	127.4	127.2	127.2	127.2	127.1	127.2	125.1	125.1	128.0
0103	Nonhousehold fungicides	Jun/82	135.9	135.9	135.9	135.9	135.9	135.9	135.9	135.9	135.9	135.9	135.9	135.9	135.9
0104	Other nonhousehold pesticides	Jun/82	150.1	149.8	149.8	149.8	150.2	150.2	150.2	150.2	150.2	150.2	150.2	150.2	150.2
0105	Household pesticides	Jun/82	152.0	151.5	152.3	152.3	152.0	152.0	152.0	152.0	152.0	152.0	152.0	152.0	152.0
066	Plastic resins and materials		130.7	122.0	121.3	123.1	125.4	128.0	130.1	135.3	136.4	136.7	138.2	137.0	135.3
0662	Thermoplastic resins		129.1	118.4	117.8	120.3	123.8	126.2	128.6	135.0	135.9	136.2	137.6	136.1	133.8
02	Polyester resins, saturated		139.7	140.7	140.0	140.3	139.8	138.5	138.9	140.3	138.9	140.3	138.7	138.7	141.2
05	Polypropylene resins		92.6	89.8	84.6	85.6	87.0	89.9	93.0	94.4	96.5	97.3	98.1	98.0	96.7
06	Styrene plastics materials		95.5	85.7	85.8	87.9	88.5	90.4	91.7	93.7	100.6	100.5	108.9	108.1	103.9
07	Vinyl and vinylidene resins		146.8	117.8	125.0	132.2	139.4	146.6	153.9	161.3	161.2	161.2	157.9	154.5	150.8
11	Other thermoplastic resins	Dec/98	117.3	109.9	108.1	109.5	113.2	114.7	115.9	123.7	122.9	123.1	123.9	122.4	120.8
1101	Polyethylene resins	Dec/98	125.0	112.1	108.7	112.4	118.7	120.6	122.5	136.1	134.9	134.9	135.5	133.3	130.1
1102	Acrylic resins	Dec/86	116.8	116.5	116.5	116.5	116.5	116.5	116.5	116.5	116.8	116.8	117.4	117.4	117.4
1103	Other thermoplastic resins, incl. nylon	Dec/98	108.3	106.8	106.8	105.2	106.2	107.5	108.1	109.5	109.0	109.6	110.7	110.0	110.0
0663	Thermosetting resins		146.6	146.2	144.6	143.8	141.2	144.1	145.5	145.8	147.6	148.4	150.3	150.3	150.6
067	Other chemicals and allied products		139.7	139.5	139.7	139.5	139.4	139.2	139.5	139.7	139.7	139.9	139.9	139.9	139.9
0671	Soap and synthetic detergents		130.0	129.7	129.8	129.7	129.7	129.8	129.9	130.1	130.1	130.2	130.3	130.5	130.5
04	Soaps & synth. detergents, ex. glycerin	Jun/83	124.9	124.6	124.7	124.6	124.6	124.7	124.8	124.9	124.9	125.1	125.1	125.3	125.3
0401	Soaps and detergents, nonhousehold	Jun/83	157.6	156.9	157.2	157.2	157.2	157.2	157.5	157.8	157.8	158.2	158.1	158.3	158.3
0402	Household detergents		111.4	111.3	111.3	111.1	111.2	111.3	111.4	111.5	111.5	111.6	111.6	111.8	111.8
0403	Household soap, except specialty cleaner	Jun/83	146.1	146.1	146.1	146.0	146.0	146.0	146.0	146.0	146.0	146.0	146.0	146.5	146.5
0672	Specialty cleaning, polish. & san. prods.	Jun/83	139.3	139.3	139.4	139.2	139.2	139.1	139.4	139.8	138.8	139.6	139.2	139.2	139.2
0101	Household bleaches	Jun/83	134.9	134.9	134.9	134.9	134.9	134.8	134.8	134.8	134.8	134.8	134.8	134.8	134.8
0102	Specialty cleaning and sanitation produc	Jun/83	135.9	136.0	136.2	136.1	135.9	135.8	136.0	136.5	135.0	136.2	135.6	135.6	135.7
0103	Polishing preparations and related produ	Jun/83	153.2	152.6	152.1	151.5	152.5	152.4	153.5	153.5	154.3	154.1	154.0	153.7	153.6
0675	Cosmetics and other toilet preparations		139.4	138.5	139.3	139.2	139.4	139.1	139.7	139.7	139.6	139.6	139.6	139.5	139.6
02	Shaving preparations		116.1	116.7	115.8	115.8	115.8	115.8	115.8	116.1	115.9	115.9	115.9	115.9	118.1
03	Perfume, cologne & toilet water		156.8	156.0	156.4	156.5	156.5	156.5	156.5	157.6	156.9	157.1	157.1	157.1	157.4
04	Hair preparations		142.8	141.0	141.5	141.4	142.4	141.2	143.4	143.2	143.7	143.8	144.0	143.8	143.7
05	Dentifrices		105.6	105.6	105.6	105.6	105.6	105.6	105.6	105.6	105.6	105.6	105.6	105.6	105.6
14	Creams, lotions and oils	Jun/99	101.2	100.9	101.5	101.1	101.1	101.1	101.1	101.1	101.1	101.1	101.1	101.2	101.2
15	Other cosmetics and toilet preparations	Jun/99	102.2	101.4	102.5	102.5	102.5	102.5	102.5	102.5	102.3	102.0	102.0	101.8	101.9

See footnotes at the end of the table.

Table 4. Producer price indexes for commodity groups, subgroups, product classes, and individual items, 2002¹--Continued
(1982=100 unless otherwise indicated)

Code	Commodity	Other index base	Ann. Avg.	Jan.	Feb.	Mar.	Apr.	May	June	July	Aug.	Sep.	Oct.	Nov.	Dec.
0679	Misc. chemical prod. and preparations		143.1	143.6	143.3	143.2	142.8	142.3	142.5	143.0	143.2	143.5	143.6	143.5	143.3
02	Explosives		147.8	145.2	146.0	147.9	146.1	145.9	146.7	147.0	148.8	148.8	149.5	150.1	151.6
0225	Other blasting accessories		152.2	152.1	151.1	151.2	151.2	151.9	151.9	152.5	152.5	153.4	153.0	153.0	153.0
0231	ANFO, except slurry		166.7	160.0	165.1	170.9	165.0	162.8	166.6	166.6	167.9	167.9	167.9	168.7	170.8
0233	Other industrial explosives		100.0	96.9	95.8	97.7	96.4	97.2	96.6	97.2	102.6	102.6	104.2	105.6	107.3
03	Industrial gases		145.5	148.5	147.4	146.2	146.1	141.3	143.1	143.2	144.9	145.7	146.1	147.5	145.4
0301	Acetylene		165.4	164.4	165.8	171.8	165.2	165.1	165.2	165.0	165.6	165.8	160.2	165.2	165.9
0302	Carbon dioxide		(2)	128.6	128.6	128.6	128.6	128.6	128.6	128.6	128.6	(2)	(2)	(2)	(2)
0303	Nitrogen		102.8	101.2	101.5	101.5	101.7	101.5	103.8	101.1	100.7	101.3	104.7	106.4	108.5
0304	Oxygen		165.5	172.2	170.9	164.0	165.2	164.3	161.4	163.9	163.8	165.0	164.4	165.5	165.4
04	Adhesives and sealants	Dec/83	159.2	159.6	159.5	159.4	159.3	159.3	159.3	159.3	159.3	159.3	159.3	159.3	158.8
0401	Natural base glues and adhesives	Dec/83	167.5	167.4	167.4	167.4	167.4	167.4	167.4	167.4	167.7	167.8	167.8	167.7	167.5
0402	Synthetic resin and rubber adhesives	Dec/83	162.3	162.8	162.7	162.7	162.4	162.3	162.2	162.2	162.1	162.1	161.9	161.9	161.8
0403	Caulking compounds and sealants	Dec/83	141.6	141.6	141.5	141.5	141.5	141.9	141.9	141.9	141.9	142.1	142.3	139.5	141.2
05	Surface active agents	Dec/83	156.1	157.2	156.5	156.6	156.4	156.5	155.0	155.9	155.4	156.4	155.8	155.8	155.2
0501	Textile and leather assistants and	Dec/83	129.5	130.5	130.2	130.2	130.2	130.2	130.1	130.2	129.2	129.3	127.8	127.8	127.8
0502	Bulk surfactants	Dec/83	159.4	160.5	159.8	159.9	159.7	159.8	158.1	159.1	158.7	159.8	159.3	159.4	158.6
06	Gum and wood chemicals	Jun/84	156.2	156.6	156.4	156.4	155.9	155.7	155.6	155.6	155.6	156.2	156.2	157.4	157.3
0601	Softwood distillation products	Jun/84	121.6	118.4	118.5	118.5	118.5	118.5	118.5	118.5	118.5	123.2	123.2	132.9	132.3
0606	Tall oils		161.3	163.3	162.6	162.6	161.4	160.8	160.6	160.7	160.7	160.7	160.7	160.7	160.7
09	Other miscellaneous chemical products		129.2	129.0	128.9	128.9	128.3	128.6	128.9	129.5	129.7	129.6	129.8	129.7	129.7
0904	Salt, evaporated and solar	Jun/85	128.4	126.7	126.7	126.7	127.0	127.4	126.9	127.0	130.8	130.1	130.2	130.7	130.9
0918	Carbon, black	Dec/83	128.3	128.8	128.4	128.4	121.1	120.9	120.9	131.1	131.1	131.1	132.8	132.5	132.4
0919	Printing ink	Jun/84	137.8	138.9	138.7	138.3	137.9	137.9	137.8	137.8	137.8	137.7	137.2	137.1	136.8
0921	Fatty acids	Jun/85	(2)	(2)	(2)	(2)	(2)	(2)	98.8	98.8	98.8	98.8	98.8	(2)	(2)
0961	Water-treating compounds	Jun/85	138.0	139.1	137.5	138.1	138.0	137.7	137.7	138.0	138.0	138.0	138.0	138.0	138.4
0999	Other chemical preparations, n.e.c.	Jun/85	145.9	144.6	145.0	144.9	145.0	145.7	146.5	146.3	146.3	146.2	146.8	146.6	146.6
07	Rubber and plastic products		126.8	126.4	125.8	126.0	126.2	126.6	127.1	126.7	127.1	127.8	127.8	127.3	127.3
071	Rubber and rubber products		116.8	116.0	116.3	116.4	116.3	116.5	116.6	116.6	117.1	117.4	117.6	117.6	117.3
0711	Rubber, except natural rubber		118.7	118.1	117.2	116.5	115.9	116.9	117.3	117.5	118.6	120.8	121.5	122.7	120.9
02	Synthetic rubber		119.3	118.7	117.8	117.1	116.5	117.5	117.9	118.2	119.2	121.4	122.2	123.4	121.5
0217	Nitrile-solid		131.0	134.7	134.7	134.7	134.7	134.7	134.7	127.4	127.4	127.4	127.4	127.4	127.4
0219	Styrene butadiene-solid		109.3	103.7	99.3	100.4	99.7	105.9	105.2	106.3	110.1	118.9	120.1	122.1	119.8
0221	Styrene butadiene-latex		111.2	111.2	110.6	110.3	109.9	109.9	109.9	109.5	110.0	110.9	113.8	113.8	113.8
0231	Ethylene propylene	Jun/83	125.0	130.4	134.3	129.3	125.7	120.9	123.8	121.9	123.7	123.4	123.0	130.0	114.2
0299	Other synthetic rubber		135.6	136.7	135.9	135.1	135.1	135.1	135.4	135.4	135.4	136.2	135.8	135.8	135.8
0712	Tires, tubes, tread, & repair materials		95.2	93.9	94.8	95.5	95.5	95.5	95.5	95.3	95.3	95.3	95.3	95.3	95.3
01	Tires		93.0	91.6	92.6	93.3	93.3	93.2	93.3	93.0	93.1	93.1	93.1	93.1	93.1
0103	Passenger car radial tires		88.4	87.0	88.1	88.9	88.9	88.9	88.9	88.3	88.3	88.3	88.3	88.3	88.3
0105	Truck/bus tires, including off-highway		90.5	88.9	90.0	90.7	90.7	90.6	90.7	90.8	90.7	90.7	90.7	90.7	90.7
0111	Tractor/implement tires		117.3	116.4	116.4	116.4	116.4	116.4	116.4	116.7	118.5	118.5	118.5	118.5	118.5
0121	Other pneumatic and all solid tires	Jun/83	124.8	125.0	125.0	125.0	125.0	125.0	125.0	124.2	124.8	124.9	124.9	124.9	124.9
02	Inner tubes		110.4	110.6	110.6	110.6	110.6	110.6	110.6	110.6	110.6	110.6	109.6	109.6	109.6
03	Tread rubber, tire sundries, & repair matl		136.1	136.0	136.0	136.0	136.0	136.0	136.1	136.1	136.1	136.1	136.3	136.3	136.3
0351	Tread rubber, natural and synthetic		127.1	127.1	127.1	127.1	127.1	127.1	127.1	127.1	127.1	127.1	127.1	127.2	127.2
0353	Other tire sundries and repair materials		172.6	172.0	172.0	172.0	172.0	172.0	172.4	172.4	172.4	172.4	173.7	173.7	173.7
0713	Miscellaneous rubber products		140.3	140.0	139.9	139.9	139.9	140.1	140.0	140.2	141.0	140.9	141.0	140.6	140.5
01	Footwear		128.4	130.5	130.5	128.0	128.0	128.0	128.0	128.0	128.0	128.0	128.0	128.0	128.0
0107	Protective footwear		143.3	143.3	143.3	143.3	143.3	143.3	143.3	143.3	143.3	143.3	143.3	143.3	143.3
0108	Non-protective footwear, fabric upper	Dec/86	(2)	117.5	117.5	114.5	114.5	114.5	114.5	114.5	114.5	114.5	(2)	(2)	(2)
03	Rubber and plastic belts and belting		147.5	146.1	146.1	147.1	147.2	147.2	147.2	147.2	148.2	148.0	148.4	148.3	148.7
0361	Conveyor and elevator		179.3	179.2	178.8	179.1	179.1	179.1	179.1	179.1	179.1	178.4	179.9	179.5	180.8

See footnotes at the end of the table.

Table 4. Producer price indexes for commodity groups, subgroups, product classes, and individual items, 2002¹--Continued
(1982=100 unless otherwise indicated)

Code	Commodity	Other index base	Ann. Avg.	Jan.	Feb.	Mar.	Apr.	May	June	July	Aug.	Sep.	Oct.	Nov.	Dec.
0713	Miscellaneous rubber products (Cont'd)														
0364	Motor vehicle belts		139.7	138.4	138.4	138.4	138.5	138.5	138.5	138.5	141.4	141.4	141.4	141.4	141.4
04	Rubber hose		152.5	150.5	150.1	150.5	150.8	150.8	150.8	150.8	154.8	154.8	155.6	155.6	155.6
0456	Hose, garden		212.4	212.4	212.4	212.4	212.4	212.4	212.4	212.4	212.4	212.4	212.4	212.4	212.4
0481	Hose, hydraulic		155.0	154.3	154.3	154.3	154.3	154.3	154.3	154.3	154.8	154.8	154.8	156.3	156.3
0482	Hose, mandrel made, textile, nonhydrauli		182.3	181.2	181.2	181.2	181.2	181.2	181.2	181.9	181.9	181.9	184.9	184.9	184.9
0483	Hose, mandrel made, wire, nonhydraulic		89.1	87.9	87.9	89.3	89.3	89.3	89.3	89.3	89.3	89.3	89.5	89.5	89.5
0484	All other rubber hose		144.6	137.8	137.8	138.7	139.6	139.6	139.6	139.2	152.6	152.6	152.6	152.6	152.6
06	Miscellaneous rubber products, n.e.c	Jun/83	132.8	132.6	132.6	132.6	132.6	132.7	132.6	132.9	133.2	133.1	133.2	132.6	132.6
0602	Molded rubber mechanical goods	Jun/83	120.7	119.9	120.0	120.1	120.5	120.7	120.6	121.2	121.2	121.0	121.0	121.0	120.9
0603	Extruded and lathe cut, mechanical rubbe	Jun/83	120.9	121.0	121.0	121.0	121.0	121.1	121.0	121.0	120.6	120.8	120.8	120.8	120.8
0604	Industrial rubber products, n.e.c.	Jun/83	166.9	167.5	167.3	167.0	166.9	167.0	166.8	167.0	167.1	166.8	167.0	166.6	166.2
0605	Rubber clothing and coated fabrics	Jun/83	138.5	139.4	139.1	139.1	138.5	138.5	138.5	138.5	138.5	138.5	138.5	137.6	137.6
0606	Other rubber goods	Jun/83	135.4	135.3	135.4	135.6	135.3	135.6	135.4	135.5	135.7	135.3	135.2	135.4	135.2
0607	Sponge and foam rubber	Jun/83	144.6	142.8	142.8	142.8	142.8	142.8	142.8	142.8	148.1	148.1	148.1	145.6	145.6
0608	Rubber floor and wall coverings	Jun/83	122.0	123.1	122.8	122.7	122.7	122.7	122.5	123.0	122.3	122.1	122.1	119.0	119.0
0612	Compounds or mixtures	Jun/83	126.4	127.3	127.2	127.2	127.2	127.2	127.2	127.2	127.2	127.3	127.3	126.6	122.9
0614	Rubber druggist & medical sundries, incl	Dec/99	104.1	103.6	104.0	104.0	104.0	104.0	104.0	104.0	104.0	104.0	104.6	104.6	104.6
0615	Prophylactics	Dec/99	102.6	104.4	105.1	105.4	101.0	101.2	101.1	102.1	102.1	102.1	102.2	102.2	102.2
072	Plastic products		134.7	134.4	133.6	133.7	134.0	134.5	135.2	134.6	135.1	135.8	135.9	135.0	135.2
0721	Construction products from plastics		136.1	130.0	132.0	132.9	134.0	136.7	139.1	139.6	140.5	140.5	138.6	134.8	134.5
0601	Plumbing products		114.9	103.9	102.6	103.5	106.7	115.3	122.8	126.2	128.3	123.4	118.2	114.6	113.5
0602	Other plastic construction products		151.8	147.9	151.6	152.6	152.6	152.5	152.5	151.6	151.9	154.3	153.9	149.9	150.1
0722	Unsupp. plastic film/sheet/other shapes		136.5	135.4	133.7	134.4	137.2	137.0	138.2	135.6	136.4	137.2	138.1	136.9	137.4
0723	Laminated plastic sheets, rods, and tubes		154.4	155.3	155.0	155.2	154.9	154.3	154.3	153.3	153.5	153.8	154.2	154.2	154.3
0725	Packaging products from plastics		129.1	127.1	128.5	128.2	128.1	128.4	128.5	128.8	129.7	130.3	130.4	130.7	130.8
0726	Parts for manufacturing from plastics		116.2	116.7	116.6	116.2	116.2	116.2	116.0	116.1	116.1	116.2	116.5	116.0	115.9
01	Parts for transportation equip.		119.8	120.7	120.6	120.1	120.1	120.1	119.6	119.6	119.6	119.7	119.7	118.7	118.7
02	Other parts and components for mfg.		111.2	110.9	110.8	110.9	110.9	111.2	111.4	111.3	111.3	111.3	111.3	111.3	111.3
03	Plastic components for furniture	Dec/82	132.4	132.5	132.5	131.4	131.0	129.7	131.0	131.5	131.5	131.5	135.7	135.7	135.7
0728	Consumer, institut., & comm. prod., nec.		135.9	137.9	134.9	135.1	135.1	134.9	136.5	134.4	134.1	137.1	137.2	137.0	136.7
0729	Other plastic products	Dec/82	143.2	146.9	143.0	143.1	141.1	142.0	141.6	142.5	142.9	143.3	143.6	143.7	144.3
0196	Custom compounding of purchased plastic	Dec/99	102.8	109.9	104.0	104.0	101.0	101.5	101.0	101.3	101.8	102.4	101.9	102.1	102.7
0197	Reinforced fiberglass and plastic produc	Dec/99	102.4	100.8	100.8	100.8	100.8	102.2	102.2	103.4	103.4	103.4	103.7	103.7	103.7
0198	Foam products, ex. polystyrene and ureth	Dec/99	105.8	105.4	105.0	105.3	105.0	105.1	104.9	105.5	105.6	105.7	107.1	107.3	107.8
08	Lumber and wood products		173.3	171.7	173.0	175.3	175.6	174.4	173.3	173.3	173.8	173.0	172.3	171.8	171.8
081	Lumber		170.6	168.3	171.3	174.8	174.7	173.0	169.8	170.2	171.4	169.9	168.1	167.6	167.7
0811	Softwood lumber		170.8	167.8	172.6	178.2	178.1	175.1	170.2	170.4	172.0	169.5	166.1	164.8	164.8
01	Douglas fir, dressed		178.5	171.4	179.3	189.8	185.3	182.4	177.7	176.9	179.1	181.7	176.8	171.4	170.3
0125	Boards under 2" thick		195.3	194.2	194.5	195.0	195.0	195.7	195.7	196.2	193.3	196.2	196.2	196.2	196.2
0126	2" lumber		172.4	163.8	174.0	187.0	181.4	177.6	171.3	170.0	173.2	176.0	169.7	162.8	161.6
0127	Timbers & lumber over 2" thick		182.2	177.1	174.9	181.1	180.3	177.9	180.2	185.1	188.4	188.0	185.7	185.4	182.5
02	Southern pine, dressed		145.2	144.7	147.1	158.9	164.8	157.4	146.2	150.4	143.6	134.6	129.7	129.8	135.2
0245	Boards under 2" thick		160.6	149.0	151.7	160.1	167.1	169.9	169.3	171.8	175.9	165.4	154.5	144.2	148.5
0246	2" lumber		140.1	141.7	143.6	156.6	162.3	152.0	138.6	144.2	136.0	127.3	123.3	125.6	130.2

See footnotes at the end of the table.

Table 4. Producer price indexes for commodity groups, subgroups, product classes, and individual items, 2002¹--Continued
(1982=100 unless otherwise indicated)

Code	Commodity	Other index base	Ann. Avg.	Jan.	Feb.	Mar.	Apr.	May	June	July	Aug.	Sep.	Oct.	Nov.	Dec.
0811	Softwood lumber (Cont'd)														
0247	Timbers & lumber over 2" thick		(2)	158.7	167.8	(2)	(2)	(2)	(2)	(2)	144.6	(2)	136.2	132.4	154.6
03	Other species, dressed		182.6	177.7	187.7	193.8	190.2	188.1	185.0	184.9	182.9	179.5	175.2	174.3	172.4
0332	Western species (ex. Douglas fir)	Dec/86	165.0	161.6	172.8	179.6	173.7	171.3	167.8	167.8	165.6	161.7	156.9	151.7	149.6
04	Rough softwood lumber		162.6	161.3	161.2	159.6	160.5	159.5	157.0	154.1	168.2	169.4	168.6	167.2	165.2
0411	Eastern species	Dec/86	128.3	129.7	130.3	126.1	128.1	126.9	122.3	114.8	131.5	132.5	132.5	132.5	132.5
0412	Western species	Dec/86	179.7	174.3	173.0	176.0	174.9	174.5	175.8	181.1	187.6	189.0	187.2	183.8	178.9
05	Flooring, siding, and cut stock		188.4	187.7	187.8	188.1	188.4	188.6	188.8	188.9	188.9	188.7	188.5	188.1	187.9
0503	Softwood cut stock		201.0	200.3	200.4	200.7	201.0	201.2	201.4	201.6	201.6	201.4	201.1	200.8	200.5
0812	Hardwood lumber		178.3	177.2	177.2	177.0	177.1	177.4	177.1	177.9	178.5	178.8	179.6	180.4	180.8
01	Rough hardwood lumber		186.0	183.1	183.8	183.4	183.8	184.7	185.4	186.5	186.7	187.1	188.4	189.5	190.0
0107	Oak		180.1	178.4	178.2	177.9	177.8	179.1	179.7	180.3	179.9	180.8	182.0	183.3	183.7
0113	Maple, gum, and ash rough	Jun/95	120.7	120.0	121.4	120.8	120.7	120.6	120.1	120.0	120.2	119.4	120.2	122.2	122.7
0133	Poplar		122.8	118.7	119.5	119.7	120.7	120.5	121.5	124.1	125.5	126.5	126.2	125.2	125.0
0199	Other rough hardwood lumber	Jun/95	113.6	109.5	109.4	109.3	110.5	112.2	114.1	114.9	115.2	115.2	117.9	117.3	118.0
02	Dressed hardwood lumber, ex. siding		163.2	163.2	163.4	163.1	162.7	162.9	162.7	163.1	163.3	163.9	163.4	163.4	163.4
0201	Oak		152.2	151.8	152.2	152.7	151.9	152.3	151.1	151.8	152.1	153.1	152.3	152.3	152.3
0202	Other than oak		172.5	172.9	172.9	171.6	171.6	171.6	172.8	172.8	172.8	172.8	172.8	172.8	172.8
03	Hardwood dimension		188.5	188.2	188.2	188.2	188.2	188.3	188.1	188.4	188.7	188.6	188.7	189.0	189.8
0311	Hardwood dimension stock	Jun/84	162.7	162.5	162.5	162.5	162.5	162.5	162.5	162.7	162.7	162.7	162.7	163.1	164.0
0312	Wood frames for household furniture	Jun/84	165.0	164.6	164.6	164.6	164.6	164.7	164.7	164.7	165.6	165.6	165.6	165.6	165.6
04	Hardwood flooring	Jun/84	141.4	142.3	141.3	141.4	141.0	140.6	138.6	139.3	140.9	141.4	142.7	143.8	143.6
082	Millwork		179.8	179.0	179.4	179.2	179.4	179.7	179.8	180.2	180.4	180.4	180.2	180.0	179.6
0821	General millwork		183.3	182.4	182.7	182.3	182.6	183.1	183.0	183.5	184.1	184.2	184.2	184.0	183.6
0101	Wood kitchen cabinets and cabinetwork		169.7	167.8	168.2	169.0	169.2	169.7	169.7	169.6	170.3	170.3	170.3	171.3	171.4
0103	Vanities and other cabinetwork	Jun/84	161.6	161.0	161.5	162.1	162.1	161.5	161.5	161.5	161.5	161.5	161.5	161.5	162.0
0112	Wood window units	Jun/83	168.4	168.6	169.3	166.9	166.9	166.9	167.0	167.6	169.3	169.4	169.4	169.4	169.6
0122	Wood sash	Jun/83	181.8	179.9	179.4	177.4	177.4	178.7	184.3	184.8	185.3	186.0	186.0	183.0	179.5
0132	Wood window and door frames	Jun/83	135.3	132.5	132.5	132.5	132.5	137.4	137.4	138.6	138.6	138.6	138.6	132.5	132.5
0142	Wood doors, flush and panel, interior and exterior	Jun/83	164.2	163.9	164.3	164.3	164.3	164.9	164.0	164.0	163.7	164.3	164.3	164.3	164.3
0152	Other wood doors, incl. garage, screen, and storm	Jun/83	166.0	167.1	167.4	164.5	164.5	164.5	164.8	165.3	166.4	166.4	167.1	167.1	167.4
0162	Wood mouldings, ex. prefinished from pur	Jun/83	158.6	158.2	158.2	158.2	158.6	158.4	158.5	161.9	161.8	161.5	160.9	156.3	151.2
0175	Mirror and picture frames	Jun/02	(2)	(2)	(2)	(2)	(2)	(2)	100.0	100.0	100.0	100.0	100.0	100.0	100.0
0183	Other millwork products	Jun/83	186.1	183.9	183.9	183.4	186.0	186.9	186.4	186.4	186.4	186.7	186.5	188.3	188.8
0822	Prefabricated structural members		168.5	168.9	169.2	169.1	169.4	169.3	169.7	169.7	168.7	168.2	167.1	166.8	166.2
0101	Roof trusses		164.4	165.6	166.0	165.6	165.4	165.2	165.3	165.5	164.0	163.7	162.5	162.1	161.7
0102	Floor trusses, including I-beam floor jo		202.6	200.7	201.5	202.5	203.8	203.8	204.6	205.0	204.0	202.8	201.2	201.0	200.8
0103	Glued-laminated lumber		134.6	132.0	132.2	132.9	136.3	136.2	136.3	134.5	134.2	134.7	135.6	135.4	135.4
0106	Other prefabricated structural wood product		182.6	181.6	180.0	178.9	177.7	180.9	185.7	185.2	191.1	184.8	183.6	183.6	178.4
0823	Miscellaneous millwork products	Jun/84	161.9	160.4	160.9	162.6	161.4	161.4	162.3	162.3	162.3	162.3	162.3	162.3	162.3
083	Plywood		151.7	148.3	151.5	160.3	159.3	152.3	153.3	150.6	152.4	149.7	149.3	147.3	146.3
0831	Softwood plywood		164.1	158.9	163.7	178.9	175.9	163.3	166.7	161.1	165.9	160.7	160.9	157.8	155.6
01	Western, inland and other non-southern		170.5	165.2	170.8	187.6	184.7	169.8	174.3	167.2	171.9	165.3	166.5	163.2	159.8
0112	Unsanded, except cdx		156.2	147.0	155.3	168.2	165.0	161.3	158.7	153.9	161.0	154.8	152.9	149.6	147.0
0117	Sanded, including a-c	Dec/86	168.5	165.8	165.1	167.9	172.7	171.9	171.5	170.6	170.0	169.3	168.5	166.4	162.1
02	Southern		154.8	149.8	153.1	167.4	162.4	151.0	154.1	150.8	158.7	154.9	154.2	149.9	151.8
0201	Cdx		155.8	150.0	153.7	169.0	162.7	151.8	155.6	151.8	160.4	154.7	156.3	150.9	152.0
0203	Unsanded, except cdx		159.2	155.1	157.1	170.5	167.0	154.4	158.0	155.9	163.4	159.8	157.5	154.1	157.1
0221	Sanded, including a-c		145.3	142.4	147.3	157.9	157.0	146.6	141.5	137.1	140.9	152.4	138.2	138.8	143.8
03	Softwood plywood type products		168.3	163.0	166.1	176.3	175.5	172.2	170.1	168.6	168.6	168.5	164.8	164.5	161.5

See footnotes at the end of the table.

Table 4. Producer price indexes for commodity groups, subgroups, product classes, and individual items, 2002¹--Continued
(1982=100 unless otherwise indicated)

Code	Commodity	Other index base	Ann. Avg.	Jan.	Feb.	Mar.	Apr.	May	June	July	Aug.	Sep.	Oct.	Nov.	Dec.
0832	Hardwood plywood and related products		131.5	130.3	130.6	131.3	131.5	131.7	131.9	132.1	131.8	132.0	132.0	131.4	131.4
0103	Hardwood plywood	Jun/85	143.7	142.2	142.5	143.4	143.8	144.0	144.3	144.6	144.1	144.4	144.4	143.6	143.6
0105	Hardwood plywood products, incl. reinfor	Jun/85	152.0	151.6	152.0	152.0	152.0	152.0	152.0	152.0	152.0	152.0	152.0	152.0	152.0
0833	Softwood plywood veneer, ex. rein./backed		172.8	167.5	178.2	187.9	192.8	179.7	170.6	169.6	164.7	165.6	165.7	165.8	165.7
0834	Hardwood plywood veneer	Jun/85	135.5	135.1	134.7	136.1	136.4	138.1	137.9	138.3	137.9	136.4	132.9	130.7	131.8
084	Other wood products		127.2	127.4	127.0	126.7	126.6	126.8	126.9	127.0	127.1	127.6	127.6	127.6	127.7
0841	Wood pallets and skids		174.7	174.2	174.4	174.4	174.2	174.2	174.2	174.2	174.2	175.6	175.7	175.7	175.8
0842	Boxes		154.3	153.8	153.9	154.0	154.0	154.0	154.6	154.6	154.7	154.7	154.6	154.6	154.6
0101	Nailed or lock-corner wooden boxes	Jun/85	125.5	124.9	125.0	125.1	125.1	125.1	125.8	125.8	126.0	126.1	125.9	125.8	125.8
0124	Wirebound boxes	Dec/85	156.6	156.1	156.1	156.6	156.6	156.7	156.7	156.7	156.7	156.7	156.7	156.7	156.7
0125	Veneer and plywood containers, except bo	Dec/85	216.8	216.8	216.8	216.8	216.8	216.8	216.8	216.8	216.8	216.8	216.8	216.8	216.8
0126	Slack and tight cooperage	Dec/85	174.0	173.1	173.1	173.1	172.8	173.1	174.7	174.7	174.7	174.7	174.7	174.7	174.7
0849	Miscellaneous wood products		98.8	99.5	98.8	98.2	98.2	98.5	98.6	98.7	98.9	99.0	98.9	98.9	99.0
01	Miscellaneous wood products - non-contract		97.6	98.5	97.8	97.2	97.2	97.5	97.4	97.5	97.7	97.8	97.7	97.7	97.7
0101	Wood chips		83.9	84.8	84.1	83.5	83.5	83.8	83.7	83.7	83.9	84.1	83.9	83.9	83.9
0102	Railway and mine ties		167.2	161.2	164.3	165.2	165.9	167.0	166.4	167.0	167.1	164.7	172.2	172.2	173.4
0105	Shingles, shakes, cooperage stock and ex	Dec/85	222.1	221.0	221.0	222.0	222.0	222.0	222.0	222.6	222.6	222.6	222.6	222.6	222.6
0109	Other sawmill/planning mill products	Jun/95	105.6	105.6	105.6	105.6	105.6	105.6	105.6	105.6	106.2	105.3	105.3	105.8	105.8
02	Mfg of lumber owned by others (contract wk	Dec/86	128.8	125.2	125.2	125.2	125.2	125.2	131.4	131.4	131.4	131.4	131.4	131.4	131.4
085	Logs, bolts, timber and pulpwood		180.1	178.1	177.6	178.7	180.7	181.0	180.9	180.3	179.9	180.1	181.1	181.9	181.1
0851	Logs, bolts, timber and pulpwood														
01	Softwood logs, bolts and timber		215.7	210.3	211.5	213.1	217.0	217.6	217.5	217.8	216.9	217.0	218.3	216.2	214.7
0101	Douglas fir logs, bolts and timber		236.2	236.2	237.8	239.6	240.8	238.0	237.3	234.4	232.0	233.5	235.5	236.6	232.8
0102	Other softwood logs and bolts		197.6	189.9	190.8	192.2	197.3	199.6	199.8	201.6	201.4	200.8	201.7	198.2	197.8
02	Hardwood logs, bolts and timber		107.0	114.4	106.3	106.2	106.3	106.1	106.2	106.1	106.1	106.5	106.5	106.5	106.9
03	Pulpwood		79.1	80.4	80.0	80.2	79.0	78.7	77.4	76.7	76.0	77.0	77.3	83.2	83.1
0301	Softwood pulpwood		77.0	78.8	78.2	78.5	77.7	77.1	75.7	75.1	74.3	75.5	75.3	78.5	79.5
0302	Hardwood pulpwood		77.7	77.4	78.0	77.4	75.6	75.8	75.0	74.1	74.0	74.2	75.9	89.1	85.4
04	Other roundwood products	Jun/86	146.8	142.8	142.3	145.1	143.7	144.3	153.4	144.0	151.2	147.3	148.5	148.3	150.0
086	Prefabricated wood buildings & components	Dec/84	180.4	177.8	178.1	178.8	179.7	180.6	181.0	180.7	180.8	181.8	182.0	181.9	182.0
0861	Prefabricated wood buildings & components														
0101	Components not sold as complete units	Dec/84	174.4	166.3	168.6	173.5	176.2	178.3	177.6	175.2	175.3	174.8	175.2	175.7	176.1
0102	Precut packages sold as complete units	Dec/84	220.6	219.4	219.4	219.4	219.4	219.4	219.4	219.4	219.4	222.8	222.8	222.8	222.8
0103	Panelized buildings sold as complete uni	Dec/84	176.3	175.9	175.9	176.8	175.4	175.8	175.8	175.8	175.8	177.0	177.0	177.0	177.0
0104	Modular buildings shipped with floor & w	Dec/84	164.1	161.2	161.3	161.4	163.2	164.4	165.2	165.1	165.3	165.4	165.8	165.6	165.6
087	Treated wood and contract wood preserving	Jun/85	152.1	150.7	153.2	159.6	162.4	159.3	152.1	153.8	152.9	148.5	144.0	141.4	147.0
0871	Treated wood and contract wood preserving														
01	Treated wood	Jun/85	152.5	151.1	153.6	160.3	163.1	159.9	152.4	154.2	153.4	149.0	144.4	141.7	147.1
0101	Poles, piles, and posts	Jun/85	177.3	177.6	177.8	177.7	178.0	177.7	177.0	176.9	176.9	177.0	176.7	177.3	176.9
0102	Other wood products	Jun/85	140.6	138.9	141.7	149.2	152.3	148.8	140.5	142.6	141.7	136.7	131.7	128.5	134.6
02	Contract wood preserving	Jun/85	131.4	133.4	133.3	133.3	134.9	134.5	134.5	132.8	130.0	127.0	125.6	123.0	134.6
09	Pulp, paper, and allied products		185.9	184.7	184.4	184.4	184.9	184.9	185.6	186.2	186.6	186.8	187.2	187.5	187.4
091	Pulp, paper, and prod., ex. bldg. paper		155.3	154.6	153.7	153.3	153.8	153.4	154.8	155.6	156.2	156.4	157.0	157.3	157.0

See footnotes at the end of the table.

Table 4. Producer price indexes for commodity groups, subgroups, product classes, and individual items, 2002¹--Continued
(1982=100 unless otherwise indicated)

Code	Commodity	Other index base	Ann. Avg.	Jan.	Feb.	Mar.	Apr.	May	June	July	Aug.	Sep.	Oct.	Nov.	Dec.
0911	Woodpulp		116.2	114.5	113.8	113.2	113.1	113.5	115.3	116.7	118.4	119.1	119.6	119.4	117.9
02	Paper-making woodpulp		108.4	106.7	105.9	104.9	105.1	105.6	107.1	109.3	110.9	111.6	112.0	111.8	110.0
0213	Sulfate woodpulp, including soda	Dec/99	84.9	83.3	82.7	82.1	82.2	82.6	83.8	85.6	86.9	87.5	87.8	87.7	86.2
0223	Sulfite and other woodpulp	Dec/82	66.4	69.8	67.5	65.3	65.4	65.7	66.0	66.2	66.5	66.5	65.9	65.9	65.9
04	Pulp, other than wood, inc pulp mill bypro	Dec/82	174.2	169.7	168.0	169.9	166.8	171.3	174.2	174.4	176.6	178.7	181.2	179.3	179.8
0912	Wastepaper		173.1	138.9	138.7	136.5	144.8	157.3	188.9	206.5	204.5	192.8	190.6	190.2	187.9
01	News		189.1	136.7	132.0	135.2	144.4	158.5	187.4	224.8	229.1	229.7	232.5	238.3	220.4
0121	Northeast	Dec/86	96.3	64.9	63.1	64.2	68.1	85.3	100.2	122.5	110.5	116.8	123.8	126.4	109.4
0122	North Central	Dec/86	56.7	37.2	34.9	34.9	39.8	45.0	56.7	68.5	72.9	72.9	72.9	75.6	69.1
0123	South	Dec/86	161.6	105.6	107.5	107.7	111.0	121.1	156.9	197.2	210.4	205.3	205.3	212.2	198.6
0124	West	Dec/86	138.1	111.4	107.8	112.6	116.9	122.2	135.0	157.8	158.3	158.3	160.4	162.4	153.9
02	Mixed papers		414.3	174.2	179.9	180.3	226.7	337.7	500.2	658.0	605.4	565.5	552.0	507.5	484.2
0221	Northeast	Dec/86	1048.3	302.7	342.9	346.2	560.7	788.5	1437.0	1784.4	1715.1	1452.4	1352.0	1320.9	1176.6
0222	North Central	Dec/86	160.4	95.8	95.8	95.8	112.7	113.5	153.9	253.2	219.7	219.4	219.4	173.3	172.7
0223	South	Dec/86	503.0	150.0	150.8	150.8	150.8	524.8	677.8	772.9	703.9	693.0	693.0	690.4	678.1
0224	West	Dec/86	361.2	287.1	281.5	281.5	289.3	322.8	359.0	384.8	395.1	408.0	428.7	441.6	454.5
03	Corrugated		197.8	133.2	131.6	127.1	151.3	198.3	284.4	313.6	280.4	212.7	193.4	181.8	165.8
0321	Northeast	Dec/86	40.1	22.4	19.9	20.1	27.6	38.6	64.7	70.5	59.0	43.4	43.4	39.7	32.5
0322	North Central	Dec/86	141.3	83.6	83.6	83.6	104.5	131.1	196.0	243.6	211.3	162.4	145.5	134.8	115.5
0323	South	Dec/86	119.6	74.6	73.5	67.7	80.7	111.2	173.0	213.5	188.4	130.2	115.1	110.0	97.1
0324	West	Dec/86	55.5	42.4	42.4	42.8	(2)	62.0	78.3	(2)	65.7	58.1	54.4	50.2	48.9
07	High grades (pulp substitutes & deinking)	Dec/86	103.8	95.0	94.9	92.7	94.3	95.3	100.4	105.0	108.8	112.1	113.6	115.7	118.1
0721	Northeast	Dec/86	47.0	40.4	40.2	40.8	41.9	42.6	44.3	48.2	50.7	51.0	52.1	53.8	57.4
0722	North Central	Dec/86	123.1	115.8	115.7	111.7	113.1	113.1	120.0	123.9	128.3	132.6	132.7	135.0	135.5
0723	South	Dec/86	104.8	95.3	94.8	88.2	89.9	93.4	100.9	106.6	108.1	115.6	121.1	121.4	121.9
0724	West	Dec/86	170.2	160.2	161.6	162.4	162.4	168.0	169.9	168.6	170.5	176.2	181.9	181.9	179.2
08	Exports (all grades)	Dec/86	119.4	81.0	82.1	82.8	91.5	101.9	142.7	159.7	156.8	138.1	134.4	132.2	129.4
0913	Paper		144.7	145.9	144.7	144.8	144.3	143.7	143.7	144.2	144.2	144.5	146.0	145.6	145.5
01	Writing and printing papers		143.8	144.2	143.8	143.9	143.4	143.6	143.4	143.6	143.3	143.1	144.2	144.6	144.8
0101	Ground wood paper, uncoated	Dec/99	90.4	95.0	95.3	96.1	87.5	90.5	89.8	89.9	90.6	86.7	87.6	87.9	87.9
0118	Clay coated printing and converting pape	Jun/99	97.9	99.3	98.6	98.5	98.1	97.6	97.4	97.3	96.8	96.9	98.1	98.2	98.5
0124	Publication and printing paper, all type	Dec/99	103.6	104.6	104.1	103.9	103.7	103.2	103.1	103.2	103.4	103.3	103.5	103.6	
0138	Bond and all writing paper	Dec/99	102.4	99.4	99.9	100.3	102.0	102.5	102.7	103.1	103.0	103.5	104.0	104.5	104.3
0144	Cover & text papers & misc. uncoated fre	Dec/99	103.4	103.8	103.0	102.9	103.3	103.6	103.4	103.9	103.4	103.2	103.2	103.3	104.0
0145	Cotton fiber paper and thin paper	Dec/99	104.4	104.8	104.8	104.8	104.8	104.3	104.3	104.3	104.3	104.3	104.3	104.3	104.3
02	Newsprint		105.7	113.6	106.2	106.5	105.7	98.9	100.5	101.0	101.8	104.7	112.2	109.6	107.9
03	Packaging and industrial converting paper		171.3	172.2	171.4	171.0	170.7	170.6	170.6	171.8	172.1	172.5	172.3	170.3	170.3
0303	Unbleached kraftpackaging/industrial con	Dec/99	102.5	102.8	100.2	98.5	98.5	98.5	98.5	104.0	104.0	106.4	106.2	106.2	106.2
0319	Packaging/industrial convt. paper, ex un	Dec/99	106.6	106.2	106.1	105.9	105.9	105.9	105.9	106.1	107.5	107.4	107.4	107.4	107.4
0321	Coated and laminated single and multi-we	Dec/87	137.4	138.0	137.9	138.3	137.1	137.0	137.0	136.4	136.4	136.7	137.9	137.9	137.9
0322	Coated and laminated single and multi-we	Dec/87	142.2	143.6	143.6	143.7	143.7	143.7	143.7	142.9	142.7	142.0	141.4	138.0	138.0
05	Coated and laminated paper, n.e.c.	Dec/82	155.0	154.4	154.4	154.5	154.5	153.5	153.5	155.3	155.3	155.3	156.2	156.2	156.2
0914	Paperboard		164.3	165.0	164.0	162.6	162.8	161.1	161.1	161.8	165.8	166.7	167.1	167.3	166.6
05	Corrugated paperboard in sheets and rolls		163.2	168.4	161.6	161.7	160.2	160.2	160.2	160.4	161.8	165.2	166.1	166.1	166.1
11	Paperboard, ex. corrugated paperboard	Dec/82	172.2	172.2	172.0	170.4	170.7	168.8	168.8	169.6	174.1	174.7	175.1	175.4	174.5
1103	Bleached pkg. & ind. converting paperboa	Dec/82	160.5	160.5	160.4	159.2	160.6	160.0	160.3	160.3	160.5	161.0	160.5	161.5	161.3
1104	Semichemical paperboard	Dec/82	164.3	163.2	163.0	159.4	159.1	159.1	158.7	159.6	169.2	170.1	170.1	170.1	170.1
1105	Recycled paperboard	Dec/82	190.0	192.3	191.9	190.6	190.5	184.5	184.5	186.5	191.9	191.9	192.2	192.4	191.1
1107	Unbleached kraft packaging/indust. conve	Dec/99	101.1	100.2	100.2	99.1	99.3	99.3	99.3	99.3	102.6	103.3	103.9	103.9	103.3
0915	Converted paper and paperboard products		163.8	164.1	163.2	162.9	163.6	162.8	163.2	163.1	163.3	164.0	164.5	165.3	165.3
01	Sanitary paper products, including stock		149.3	148.7	147.4	147.3	150.9	148.6	149.5	148.8	149.7	149.7	148.8	151.0	151.0
02	Paper, plastic, and foil bags		171.6	171.5	170.8	171.3	171.0	170.8	171.2	172.3	170.9	171.5	172.5	172.8	172.4
0214	Grocers' and variety bags (paper)	Dec/83	228.4	224.1	222.2	222.1	222.1	221.9	221.6	229.7	233.0	231.8	235.4	240.0	237.1
0216	Specialty bags and liners	Dec/83	129.4	129.7	129.1	129.6	129.3	129.1	129.7	130.1	128.4	129.1	129.9	129.8	129.6

See footnotes at the end of the table.

Table 4. Producer price indexes for commodity groups, subgroups, product classes, and individual items, 2002¹--Continued
(1982=100 unless otherwise indicated)

Code	Commodity	Other index base	Ann. Avg.	Jan.	Feb.	Mar.	Apr.	May	June	July	Aug.	Sep.	Oct.	Nov.	Dec.
0915	Converted paper and paperboard products														
0218	Shipping sacks and multiwall bags, all	Dec/83	197.7	198.1	198.1	198.1	198.1	198.1	197.5	197.5	197.5	197.5	197.5	197.5	197.5
03	Paper boxes and containers		172.8	173.8	172.7	172.2	172.0	171.6	171.9	171.4	171.8	173.3	174.4	174.5	174.3
0301	Corrugated shipping containers	Jun/87	153.1	154.8	153.4	152.8	152.3	151.6	151.7	151.3	151.9	153.8	154.8	154.6	154.5
0322	Setup paperboard boxes	Dec/83	166.7	165.5	165.5	166.0	166.8	166.8	166.8	167.0	167.3	167.3	167.3	167.3	167.3
0332	Folding paperboard boxes, including reta	Dec/83	146.4	145.8	145.7	145.7	145.8	146.2	146.8	146.3	146.4	146.9	146.9	147.1	147.0
0337	Paperboard fiber drums		190.4	183.5	183.5	183.5	183.5	183.5	196.4	196.4	196.4	193.5	193.8	193.8	196.8
0352	Cups and liquid-tight containers	Jun/85	203.2	198.6	203.3	198.7	205.6	205.6	203.7	199.9	199.4	199.9	206.9	210.5	205.8
0359	Other sanitary food containers	Jun/85	134.1	134.2	133.4	134.3	134.4	134.3	133.9	134.1	133.1	133.3	134.1	135.4	135.3
04	Packaging accessories		173.4	172.3	172.2	172.2	172.2	172.2	172.2	171.0	172.4	174.4	176.4	176.3	176.3
0441	Other corrugated and solid fiber product		236.7	235.2	235.1	235.1	235.1	235.1	235.1	232.7	235.0	238.3	241.4	241.3	241.3
0451	Gift wrapping paper	Jun/85	139.0	138.4	138.4	138.4	138.4	138.4	138.4	139.6	139.6	139.6	139.6	139.6	139.6
06	Office supplies and accessories		135.7	136.8	136.1	135.7	135.3	135.0	134.8	135.4	135.0	134.8	135.0	136.4	137.5
0636	Envelopes	Dec/84	126.0	128.1	126.8	126.5	125.8	125.5	125.0	126.2	125.3	124.9	125.1	125.2	127.4
0642	Inked ribbons	Dec/85	96.9	97.5	97.5	96.8	96.8	96.8	96.8	96.9	96.9	96.9	96.9	96.9	96.9
0645	File folders		144.7	145.1	144.6	144.8	144.8	144.7	144.6	144.6	144.6	144.6	144.6	144.6	144.6
0652	Stationery	Jun/85	154.8	154.5	155.0	155.0	155.0	155.0	155.0	155.0	155.3	155.3	154.2	154.2	154.2
0653	Tablets and related products	Jun/85	158.7	158.8	159.1	158.5	158.4	158.4	158.4	158.3	159.1	158.7	158.9	158.9	158.9
0654	Other die-cut paper or board office supp	Dec/89	101.1	101.3	101.2	101.1	101.1	101.0	101.1	101.1	101.1	101.1	101.1	101.1	101.1
0655	Business machine paper & other paper off	Jun/90	101.3	100.9	100.9	100.4	99.0	98.7	98.7	98.7	98.7	98.7	99.7	111.0	111.0
07	Fiber and composite cans & related product		215.5	211.0	211.9	211.8	211.8	211.8	212.2	218.7	218.7	218.7	219.7	220.3	219.5
0755	Food products, including pet food	Dec/85	(2)	167.0	169.4	169.4	169.4	169.4	169.4	169.4	169.4	(2)	(2)	(2)	(2)
0757	Cores and tubes	Dec/85	199.7	194.8	194.8	194.6	194.6	194.6	195.2	204.4	204.4	204.4	204.6	205.4	204.3
0759	Vulcanized and miscellaneous non-food pr	Dec/85	149.3	148.8	148.8	148.8	148.8	148.8	148.8	149.8	149.7	149.7	149.8	149.8	149.8
08	Pressed and molded pulp goods	Jun/85	138.9	140.6	140.0	140.4	138.3	138.1	138.4	138.3	138.5	138.1	138.4	138.5	138.6
09	Misc. converted paper and board products	Dec/84	148.1	148.9	149.1	147.7	147.7	147.4	147.5	147.8	148.2	148.0	148.3	148.7	147.9
0901	Pasted, lined, laminated or surface coat	Dec/84	178.7	178.7	179.0	178.5	178.3	177.8	178.1	177.7	178.2	177.8	179.4	180.5	179.9
0902	Wall coverings	Jun/85	123.5	121.9	121.9	121.9	121.9	121.9	121.9	125.8	125.8	124.8	124.8	124.8	124.8
0999	Other converted paper and board products	Dec/84	147.0	148.6	148.8	146.8	146.9	146.5	146.5	146.4	146.8	146.9	146.8	147.1	146.0
0916	Pressure sensitive and gummed products	Dec/82	144.6	144.9	145.3	145.2	145.1	144.9	144.9	144.6	143.7	143.9	143.8	144.5	144.3
0101	Pressure sensitive products	Dec/82	144.1	144.4	144.7	144.7	144.6	144.3	144.3	144.1	143.1	143.4	143.3	144.0	143.7
092	Building paper & building board mill prods.		129.3	125.0	126.7	132.2	131.3	128.7	127.7	130.2	132.2	130.2	129.8	129.6	128.5
0922	Hardboard, particleboard & fiberboard prods		122.3	118.1	119.8	125.4	124.4	121.6	120.7	123.1	125.2	123.1	122.8	122.6	121.4
01	Particleboard and fiberboard		122.9	117.9	120.7	126.8	126.0	122.7	120.8	123.5	125.9	123.7	122.7	122.3	121.6
0123	Particleboard, platen-type (mat-formed)	Dec/82	135.0	136.7	136.8	136.8	135.8	136.1	136.8	136.7	135.8	134.8	132.3	131.2	130.7
0124	Particleboard, extruded-type	Dec/82	119.7	104.2	111.6	129.1	128.0	118.0	112.0	119.3	125.9	121.5	122.4	122.9	121.6
0131	Fiberboard	Jun/84	103.1	103.6	103.6	101.6	101.6	103.3	103.5	104.8	104.3	103.3	102.2	102.2	102.2
02	Hardboard and fabricated hardboard product	Jun/84	112.2	110.5	108.9	112.1	110.7	109.6	111.9	113.5	114.2	112.9	114.4	115.0	112.4
0923	Building board, const. paper & felt stock	Dec/85	159.8	156.8	156.8	157.3	158.5	161.9	161.0	161.0	161.0	161.0	161.0	161.0	161.0
0102	Insulating fiberboard	Jun/91	136.8	135.1	135.1	136.1	138.6	138.6	136.8	136.8	136.8	136.8	136.8	136.8	136.8
093	Publications, printed matter & printing mat'		216.6	215.1	215.3	215.5	216.1	216.5	216.7	217.0	217.0	217.2	217.5	217.8	218.0
0931	Newspapers		295.9	292.8	294.2	294.2	294.6	295.1	295.5	295.9	296.1	297.1	298.0	298.5	298.5
01	Circulation		225.6	223.2	224.9	224.9	224.8	225.1	225.2	226.0	226.0	225.9	227.0	227.2	227.2
0101	Daily & Sunday newspapers (subscriptions	Jun/99	109.4	108.2	109.1	109.0	109.0	109.1	109.1	109.6	109.5	109.5	110.1	110.2	110.2
0105	Weekly & other newspapers (subscriptions	Jun/99	105.9	104.7	105.2	105.6	105.6	106.2	106.3	106.3	106.3	106.3	106.3	106.3	106.3
02	Advertising		319.6	316.3	317.6	317.6	318.1	318.7	319.2	319.5	319.7	321.1	321.9	322.6	322.5
0201	Daily & Sunday newspapers (advertising)	Jun/99	114.9	113.6	114.1	114.2	114.4	114.7	114.8	115.0	115.4	115.7	116.0	115.9	115.9
0205	Weekly and other newspapers (advertising)	Jun/99	112.1	112.0	112.2	111.2	111.2	111.4	111.4	111.4	111.6	113.1	113.3	113.5	113.5
0932	Periodicals		258.3	254.8	256.5	256.1	258.3	258.3	258.4	259.0	258.9	259.5	259.7	260.2	260.2
01	Circulation		210.0	206.1	207.4	207.7	209.3	210.3	209.8	209.9	211.5	211.6	211.7	212.0	212.2

See footnotes at the end of the table.

Table 4. Producer price indexes for commodity groups, subgroups, product classes, and individual items, 2002¹--Continued
(1982=100 unless otherwise indicated)

Code	Commodity	Other index base	Ann. Avg.	Jan.	Feb.	Mar.	Apr.	May	June	July	Aug.	Sep.	Oct.	Nov.	Dec.
0932	Periodicals (Cont'd)														
0129	Special business/professional periodical	Jun/99	106.8	104.8	106.3	106.4	106.4	107.0	107.0	107.1	107.2	107.3	107.3	107.1	107.2
0145	General & consumer periodicals, subscrip	Jun/99	104.1	102.5	102.5	102.5	104.8	105.0	104.3	104.3	104.3	104.3	104.6	105.2	105.0
0152	General & consumer periodicals, single c	Jun/99	109.7	107.1	107.1	107.5	107.5	108.6	108.6	108.6	112.2	112.1	112.1	112.1	112.9
02	Advertising		304.0	300.8	302.9	301.8	304.9	303.6	304.4	305.4	303.5	304.7	305.0	305.7	305.6
0229	Specialized business/professional period	Jun/99	116.8	115.4	117.0	115.9	116.6	116.7	116.7	117.0	117.2	117.2	117.2	117.2	117.2
0238	General & consumer periodicals, advertis	Jun/99	122.1	120.9	121.2	121.2	122.8	121.9	122.5	122.9	121.5	122.3	122.5	123.0	122.9
03	Other periodicals: circulation/advertising	Jun/99	101.7	101.4	101.5	101.5	101.5	101.5	101.5	101.8	101.9	101.9	101.9	101.9	101.9
0301	Farm periodicals	Jun/99	100.0	98.3	98.6	98.6	98.6	98.6	98.6	101.4	101.4	101.4	101.4	101.4	101.4
0303	Other periodicals	Jun/99	101.5	101.5	101.5	101.5	101.5	101.5	101.5	101.5	101.6	101.6	101.6	101.6	101.6
0933	Book publishing		234.8	230.7	227.8	233.5	233.4	234.4	234.9	235.8	236.6	236.6	237.0	238.2	238.3
01	Textbooks		350.6	344.1	344.1	343.8	343.7	347.1	347.6	350.5	354.1	353.5	355.5	361.3	361.3
02	Technical, scientific & professional books		210.7	203.8	203.9	209.9	210.0	210.4	212.5	213.0	213.0	213.0	213.0	213.0	213.0
03	Religious books		183.4	181.2	181.7	181.7	182.7	183.3	184.1	184.1	184.3	184.3	184.3	184.3	184.3
04	General books		185.9	184.3	177.6	187.4	187.4	187.5	186.6	186.6	186.6	186.7	186.7	186.7	186.7
0416	Adult trade and juvenile	Jun/88	157.7	152.8	144.1	160.2	160.2	160.3	159.1	159.1	159.1	159.3	159.3	159.3	159.3
05	General reference books		152.7	155.5	155.5	154.9	152.7	153.5	153.5	153.5	153.6	153.6	150.1	147.2	148.5
08	Other books, incl. music books & pamphlets	Jun/88	173.4	169.8	170.2	170.3	169.0	170.5	172.5	175.4	175.5	176.5	176.5	177.0	177.0
0801	Other books, except pamphlets	Jun/88	195.8	191.9	192.2	192.2	191.2	192.4	195.2	198.9	198.9	198.9	198.9	199.6	199.6
0802	Pamphlets	Jun/88	143.7	140.4	141.6	141.9	139.1	141.9	141.9	141.9	142.7	148.3	148.3	148.3	148.3
0934	Book printing	Dec/83	152.1	153.7	153.5	152.6	151.6	151.7	151.3	151.7	151.8	151.7	151.7	151.8	151.9
0105	Textbooks, printing and binding	Jun/93	102.5	105.7	105.7	103.9	101.4	101.5	101.4	101.6	101.6	101.6	101.7	101.7	101.8
0106	Technical, scientific & profes. printing	Jun/93	103.1	101.9	101.9	101.9	103.4	103.6	103.6	103.5	103.5	103.5	103.5	103.5	103.5
0107	Religious book printing	Jun/93	98.3	101.5	101.2	99.3	97.4	97.4	96.4	97.4	97.4	97.9	98.0	98.0	98.0
0108	General book (trade, etc.), printing and	Jun/93	105.2	106.9	106.9	106.1	104.7	104.8	104.2	104.8	104.8	104.8	104.7	104.9	104.9
0109	Other books and pamphlets	Jun/93	120.4	120.4	120.0	120.3	120.5	120.5	120.5	120.4	120.6	120.3	120.4	120.4	120.4
0935	Manifold business forms	Dec/83	202.2	202.0	202.8	202.1	201.7	201.6	201.8	202.3	202.3	202.3	202.3	202.4	202.5
0101	Unit set forms	Dec/83	222.0	221.7	223.5	222.7	221.7	221.2	221.4	221.4	221.4	221.6	222.3	222.4	222.4
0102	Manifold books	Dec/83	195.6	191.6	191.6	195.6	195.6	195.8	195.8	196.8	196.6	196.8	196.8	197.5	197.5
0103	Custom continuous forms	Dec/83	182.5	182.7	183.3	182.1	181.9	182.1	182.2	182.9	183.0	182.7	182.4	182.4	182.2
0104	Stock continuous forms	Dec/83	208.5	207.9	207.9	207.9	207.9	207.9	207.9	208.9	208.9	208.9	208.9	208.9	210.0
0936	Greeting cards and misc. publishing	Jun/84	214.2	212.4	212.5	212.9	213.4	213.5	213.8	213.7	214.5	214.9	215.7	216.4	217.2
0104	Greeting card publishing	Dec/85	192.9	193.7	193.8	193.6	193.4	193.2	193.2	192.0	192.3	192.3	192.3	192.3	192.3
0105	Miscellaneous publishing	Dec/89	169.5	167.6	167.6	168.0	168.6	168.8	169.1	169.2	169.9	170.3	171.1	171.7	172.6
0937	Commercial printing	Jun/82	157.0	157.0	156.9	156.1	156.7	157.4	157.4	157.5	157.2	157.2	157.0	157.0	157.1
01	Magazine and periodical printing	Jun/82	123.5	124.1	123.9	123.5	123.3	123.3	123.1	122.9	123.9	123.9	123.5	123.7	123.2
0102	Lithographic	Jun/82	129.3	129.8	129.6	129.1	129.0	128.9	128.7	128.7	129.8	129.9	129.3	129.5	129.0
0103	Gravure	Jun/82	(2)	(2)	(2)	(2)	(2)	(2)	(2)	91.7	91.8	91.8	91.8	91.8	91.8
02	Label and wrapper printing for packaging	Jun/82	158.8	154.1	154.0	154.0	154.1	160.5	160.5	161.4	161.5	161.5	161.5	161.4	161.4
0201	Letterpress	Jun/82	177.3	168.6	168.6	168.6	168.6	180.4	180.4	182.1	182.1	182.1	182.1	182.1	182.1
0202	Lithographic	Jun/82	141.1	141.1	141.1	141.1	141.1	141.1	141.2	141.2	141.2	141.1	141.1	141.1	141.1
0203	Gravure	Jun/82	127.5	127.9	127.0	126.9	128.0	127.0	127.0	127.2	127.8	127.8	128.0	127.5	127.5
03	Catalog and directory printing	Jun/82	125.7	126.6	126.6	125.8	126.0	125.5	125.3	125.3	125.5	125.4	125.5	125.5	125.7
0302	Lithographic	Jun/82	136.7	137.8	137.8	136.8	137.1	136.5	136.2	136.2	136.4	136.4	136.5	136.5	136.6
0303	Gravure	Jun/82	(2)	(2)	(2)	(2)	(2)	(2)	(2)	90.3	90.3	90.3	90.3	(2)	
04	Financial and legal printing	Jun/82	176.4	178.6	178.6	178.5	180.1	180.1	180.0	180.0	172.3	172.3	172.3	172.3	171.4
0402	Lithographic	Jun/82	165.2	167.3	167.3	167.2	168.8	168.8	168.6	168.6	161.4	161.4	161.4	161.4	160.6
05	Advertising printing	Jun/82	151.5	152.4	152.4	150.6	152.1	152.0	152.0	151.7	151.2	151.2	150.9	150.9	150.7
0501	Letterpress	Jun/82	(2)	184.4	184.4	(2)	(2)	(2)	(2)	(2)	(2)	(2)	(2)	(2)	(2)
0502	Lithographic	Jun/82	147.0	147.8	147.8	146.0	147.5	147.5	147.4	147.1	146.6	146.6	146.4	146.4	146.2
0503	Gravure	Jun/82	123.5	123.8	123.8	123.8	123.8	123.8	123.8	123.8	122.9	122.9	122.9	122.8	122.8
06	Other general job printing	Jun/82	202.8	202.9	202.9	202.3	202.5	202.5	202.5	202.9	202.9	202.9	202.9	202.6	203.9

See footnotes at the end of the table.

Table 4. Producer price indexes for commodity groups, subgroups, product classes, and individual items, 2002¹--Continued
(1982=100 unless otherwise indicated)

Code	Commodity	Other index base	Ann. Avg.	Jan.	Feb.	Mar.	Apr.	May	June	July	Aug.	Sep.	Oct.	Nov.	Dec.
0937	Commercial printing (Cont'd)														
0601	Letterpress	Jun/82	195.1	192.3	192.3	192.3	192.3	192.8	192.8	192.8	198.8	198.8	198.8	198.8	198.8
0602	Lithographic	Jun/82	203.2	203.6	203.6	203.0	203.1	203.1	203.1	203.6	202.9	202.9	202.8	202.6	204.0
0603	Gravure	Jun/82	112.5	113.4	111.7	111.0	113.4	111.8	113.4	112.6	112.4	112.2	112.4	112.8	112.3
11	Commercial printing, n.e.c.		124.6	124.3	124.1	124.4	124.5	124.6	124.7	124.8	124.8	124.8	124.7	124.7	124.7
1101	Screen printing, excluding textiles	Jun/82	139.6	139.0	139.0	139.6	139.7	139.7	139.8	139.8	139.8	139.8	139.8	139.8	139.8
1102	Engraving	Dec/84	201.6	201.0	201.0	201.0	201.8	201.8	201.8	201.8	201.8	201.7	201.7	201.7	201.7
1103	Laser printing	Dec/88	120.5	119.8	119.8	119.8	120.2	120.2	120.4	120.8	121.0	121.0	120.9	120.9	120.9
1104	Flexographic printing	Dec/96	104.2	105.3	104.0	104.1	104.0	104.0	104.3	104.4	104.2	104.2	104.2	104.2	104.2
0938	Blankbooks, binders, and bookbinding work	Jun/85	161.5	161.0	161.4	161.3	161.4	161.3	161.3	161.4	161.4	161.5	162.0	162.0	162.3
01	Bankbooks, looseleaf binders, and devices	Jun/85	166.5	165.8	166.4	166.4	166.5	166.5	166.5	166.7	166.6	166.6	166.6	166.6	166.7
0101	Blankbook making	Jun/85	180.2	180.2	180.1	180.0	180.2	180.1	180.1	180.4	180.4	180.3	180.3	180.3	180.5
0102	Looseleaf binders and devices	Jun/85	144.0	142.6	143.9	144.1	144.1	144.2	144.2	144.2	144.2	144.2	144.2	144.2	144.2
02	Bookbinding and related work	Dec/85	145.8	145.6	145.6	145.4	145.4	145.3	145.3	145.3	145.4	146.9	146.9	146.9	147.5
0201	Hardcover bookbinding	Dec/85	148.4	147.4	147.4	147.4	147.4	147.4	147.4	147.4	148.2	151.0	151.0	150.9	150.9
0202	Other bookbinding	Dec/85	144.4	144.4	144.4	144.1	144.1	144.0	144.0	144.0	144.0	144.0	145.2	145.2	146.0
0939	Services for the printing trade	Jun/65	113.5	114.0	114.3	114.1	114.1	114.1	114.1	114.1	114.0	112.6	112.4	112.1	112.1
01	Typesetting	Jun/85	124.7	126.3	126.3	125.9	125.8	125.9	125.8	125.8	122.7	122.2	121.6	121.6	121.6
04	Platemaking services	Dec/85	105.5	105.0	105.5	105.5	105.5	105.5	105.5	105.5	105.5	105.5	105.5	105.5	105.5
0401	Preparation of lithographic plates	Dec/85	107.3	107.6	107.6	107.6	107.6	107.6	107.6	107.3	106.4	107.0	107.0	107.0	107.0
0402	Lithographic platemaking services	Dec/85	98.6	98.6	98.6	98.6	98.6	98.6	98.6	98.6	98.6	98.6	98.6	98.6	98.6
0403	Platemaking services, except lithographi	Dec/90	118.3	116.4	118.4	118.4	118.4	118.4	118.4	118.4	118.4	118.4	118.4	118.4	118.4
10	Metals and metal products		125.9	123.7	124.0	124.5	125.0	125.6	126.4	126.8	126.6	127.1	127.0	127.3	127.2
101	Iron and steel		114.1	107.1	107.7	109.0	110.8	112.9	114.7	115.9	117.0	118.6	118.9	118.2	117.9
1011	Iron ore		95.2	95.4	95.4	95.4	95.4	95.3	95.3	95.0	95.0	95.0	95.0	95.0	95.0
1012	Iron and steel scrap		141.4	115.5	122.1	126.1	135.5	147.4	150.6	152.2	154.8	153.7	151.5	144.3	142.6
11	Carbon steel scrap	Dec/86	135.6	110.8	117.1	121.0	130.0	141.4	144.4	146.0	148.4	147.4	145.3	138.4	136.8
1191	Heavy melting scrap	Jun/96	70.0	57.4	60.7	62.6	67.2	73.5	75.7	75.9	76.4	75.1	74.9	71.5	69.6
1192	Carbon steel scrap bundles	Jun/96	73.9	58.5	61.7	64.1	69.7	76.5	78.0	79.8	83.2	83.0	80.9	75.7	75.7
1193	Shredded carbon steel scrap	Jun/96	69.1	58.2	62.3	64.2	68.7	73.1	73.3	73.9	73.0	72.9	71.5	69.3	68.8
1194	Cut plate and structural scrap	Jun/96	78.3	67.2	70.8	72.2	76.0	80.7	81.3	82.0	83.0	83.1	82.4	80.2	81.1
1195	Other carbon steel scrap	Jun/96	76.6	60.0	62.9	66.6	71.4	79.3	83.8	85.0	86.2	86.2	83.9	79.8	74.6
1015	Foundry and forge shop products		136.8	136.8	136.8	136.8	136.7	136.8	136.8	136.7	136.8	136.9	137.1	137.0	137.0
02	Pressure & soil pipe & fittings, cast iron		187.9	187.1	187.2	187.1	187.1	187.2	187.2	188.6	188.6	188.6	188.9	188.9	188.9
0237	Pressure pipe and fittings, ductile iron		146.9	146.9	146.9	146.9	146.9	146.9	146.8	146.8	146.8	146.8	146.8	146.8	146.8
0239	Pressure pipe and fittings, gray iron		175.9	171.1	172.5	171.7	171.9	172.4	172.8	173.5	174.6	174.8	185.5	185.5	184.5
03	Motor vehicle castings, gray/ductile iron		130.0	129.8	129.9	129.9	129.8	129.8	130.1	129.7	129.8	130.2	130.4	130.3	130.4
0321	Castings for passenger cars, gray iron		138.8	138.6	138.6	138.6	138.6	138.6	138.6	138.7	138.8	138.9	139.0	139.0	139.0
0322	Castings for other motor vehicles, gray		126.6	126.1	126.4	126.5	126.3	126.4	126.4	126.6	126.9	126.9	127.2	126.8	126.8
0323	Castings for passenger cars, ductile iron		118.2	118.0	118.0	117.8	117.9	117.9	118.8	117.9	117.9	118.1	118.4	118.4	118.7
0324	Castings for other motor vehicles, ductile iron		112.6	112.6	112.6	112.7	112.5	112.5	112.5	111.3	111.4	113.2	113.2	113.2	113.2
04	Gray & ductile iron castings, other		133.9	133.4	133.4	133.4	133.8	134.0	134.0	134.0	134.1	134.1	134.2	134.1	134.1
0425	Castings for construction & utility use		140.0	140.0	140.0	140.0	140.0	140.0	140.0	140.0	140.0	140.0	140.0	140.0	139.7
0427	Ductile iron castings, other		130.1	130.1	130.2	130.2	130.2	130.0	130.0	130.1	130.1	130.1	130.1	130.1	130.1
0429	Gray iron castings, other		138.9	137.8	137.8	137.8	138.6	139.3	139.3	139.3	139.4	139.4	139.6	139.4	139.4
05	Malleable iron castings		149.3	145.9	147.5	147.4	147.6	149.8	149.8	150.1	150.1	150.1	151.2	151.2	151.2
06	Steel investment castings		180.2	179.6	179.7	179.7	179.7	179.7	180.7	180.7	180.7	180.7	180.5	180.6	180.6
0614	Carbon and low alloy steel investment castings		149.6	147.8	147.8	147.8	147.8	147.8	151.1	150.9	150.9	150.9	150.9	150.9	150.9
0621	High alloy steel investment castings		184.9	184.7	185.0	185.0	185.0	185.0	185.0	185.0	185.0	185.0	184.6	184.6	184.8

See footnotes at the end of the table.

Table 4. Producer price indexes for commodity groups, subgroups, product classes, and individual items, 2002¹--Continued
(1982=100 unless otherwise indicated)

Code	Commodity	Other index base	Ann. Avg.	Jan.	Feb.	Mar.	Apr.	May	June	July	Aug.	Sep.	Oct.	Nov.	Dec.
1015	Foundry and forge shop products (Cont'd)														
0623	Hi-temp metal castings (iron, nickel, &	Jun/93	111.7	111.6	111.6	111.6	111.7	111.7	111.7	111.7	111.7	111.7	111.7	111.7	111.7
07	Other steel castings, carbon steel		138.9	139.2	139.3	138.0	137.7	138.2	138.2	138.3	138.4	138.5	140.1	140.7	140.2
0712	Railroad wheels and specialties		130.0	131.4	131.7	128.4	127.6	128.9	128.9	129.2	129.3	129.6	130.1	133.1	131.9
0736	All other carbon steel castings		147.0	146.6	146.6	146.6	146.6	146.6	146.6	146.6	146.6	146.6	149.0	148.0	148.0
08	Other steel casting, high alloy & stainless		135.2	135.5	135.5	135.7	134.6	134.8	134.8	134.8	135.0	134.8	135.8	135.8	135.8
09	Other steel castings, low alloy steel		139.9	142.2	141.2	141.2	138.9	138.9	139.0	139.2	139.2	139.2	139.5	140.0	139.7
0917	All other low alloy steel castings		140.4	142.7	141.8	141.8	139.4	139.4	139.5	139.7	139.7	139.7	140.1	140.5	140.2
12	Open die or smith forgings, ferrous	Jun/82	99.1	102.0	102.0	102.5	102.5	98.7	98.7	96.9	96.9	96.9	97.5	97.5	97.5
13	Other forge shop products	Jun/82	118.9	119.4	119.4	119.5	119.0	119.6	118.9	118.7	118.8	118.8	118.6	118.3	118.3
1329	Seamless rolled ring forgings	Jun/82	126.5	126.9	126.9	128.2	128.6	129.5	127.8	126.0	126.0	126.0	126.0	123.1	123.5
1359	Closed die forgings, ferrous	Jun/98	96.4	96.8	96.8	96.7	96.3	96.7	96.2	96.2	96.3	96.3	96.2	96.2	96.2
1016	Electrometallurgical products		135.0	136.8	135.6	134.8	134.9	135.2	135.3	133.7	134.4	134.6	134.2	134.8	135.2
07	Ferrosilicon	Jun/01	94.5	97.5	93.9	91.4	91.8	91.9	92.2	93.9	94.6	95.3	96.5	97.1	(2)
0701	Ferrosilicon		129.1	133.3	128.3	124.9	125.5	125.6	126.0	128.3	129.3	130.2	132.0	132.8	(2)
08	Other ferroalloys and ferrous produc	Jun/01	96.1	96.7	96.9	97.0	97.0	97.3	97.3	95.1	95.5	95.4	94.7	95.0	95.2
0801	Other ferroalloys and ferrous products	Jun/01	96.1	96.7	96.9	97.0	97.0	97.3	97.3	95.1	95.5	95.4	94.7	95.0	95.2
1017	Steel mill products		104.8	98.3	98.3	99.6	101.0	102.3	104.5	106.0	107.3	109.7	110.4	110.4	110.1
02	Semifinished steel mill products	Jun/82	102.2	99.8	100.7	98.6	100.8	101.4	102.4	104.9	104.8	104.9	102.9	102.7	102.4
0291	Semifinished products, carbon	Dec/89	92.9	90.5	91.6	89.6	91.6	92.1	93.1	95.3	95.3	95.4	93.6	93.4	93.1
0293	Semifinished products, stainless	Dec/89	84.4	82.1	82.9	83.3	84.3	85.0	85.0	86.5	86.1	85.4	84.1	83.5	84.2
03	Hot rolled sheet and strip, incl. tin mill	Jun/82	110.3	100.3	100.6	103.2	104.0	106.7	108.5	110.7	113.5	118.3	119.4	119.5	119.0
0311	Sheets, h.r., carbon	Dec/89	92.8	77.2	77.9	81.9	83.2	87.5	90.2	93.5	98.0	105.6	107.0	106.5	105.0
0313	Sheets and strip, hot dipped galvanized,	Dec/89	83.5	76.3	76.2	78.2	78.9	80.4	81.8	82.1	84.7	88.9	90.7	91.9	92.1
0315	Sheets and strip, electrolytic galvanize	Dec/89	95.6	96.4	91.6	92.4	91.9	93.6	94.1	95.7	95.3	96.3	98.7	99.4	101.3
0326	Tinplate	Dec/89	105.7	105.1	106.4	105.3	105.3	105.8	105.8	106.1	106.0	106.2	105.7	105.4	105.7
0329	Other tin mill products	Jun/97	94.8	92.1	93.8	93.8	94.6	95.0	96.1	94.9	94.8	95.1	95.7	96.4	95.5
0395	Other hot rolled sheet and strip	Jun/97	(2)	89.0	(2)	(2)	(2)	(2)	(2)	(2)	(2)	(2)	(2)	(2)	(2)
04	Hot rolled bars, plates, & structural shap	Jun/82	95.1	93.4	92.5	93.6	93.4	94.4	96.3	96.4	96.9	96.8	96.6	96.1	95.5
0412	Carbon plates	Dec/89	84.3	83.0	81.2	81.8	80.3	83.5	84.9	85.0	85.3	85.7	87.9	87.3	85.8
0422	Bars, h.r., carbon	Dec/89	92.8	90.7	88.6	90.7	90.6	91.7	94.2	94.0	96.0	94.5	94.6	94.6	93.9
0424	Bars, light structurals, carbon	Dec/89	89.8	87.5	87.5	87.6	87.8	88.3	88.4	89.3	89.9	92.4	93.3	93.8	91.7
0425	Concrete reinforcing bars, carbon	Dec/89	95.7	93.6	94.7	95.4	95.8	95.8	96.6	96.5	96.2	96.7	96.2	95.2	95.3
0431	Plates, alloy	Dec/89	(2)	(2)	71.5	(2)	(2)	(2)	(2)	73.2	71.0	71.0	72.0	(2)	(2)
0441	Bars, h.r. (including light structural),	Dec/89	101.1	102.0	98.4	99.7	100.2	100.7	101.2	101.6	101.8	101.8	101.8	101.8	101.8
0445	Other hot rolled bar, plates & shapes, c	Jun/97	91.3	89.6	89.6	90.7	90.7	90.7	93.6	93.6	93.6	93.6	89.8	89.8	(2)
0455	Plate and structurals, stainless	Jun/97	85.6	82.9	81.2	83.3	83.4	85.3	86.7	86.5	89.7	88.4	86.4	86.4	86.7
0461	Bars, h.r., stainless	Dec/89	90.1	88.3	88.3	89.9	90.2	90.5	90.6	90.8	90.8	90.7	90.4	90.4	90.7
05	Steel wire	Jun/82	99.8	99.6	98.6	98.5	99.2	99.2	100.0	100.4	100.4	100.0	100.0	100.5	100.5
0521	Carbon steel wire	Jun/97	91.9	91.5	90.8	90.7	91.4	91.5	92.5	92.4	92.5	92.2	92.2	92.8	92.7
0551	Wire, stainless steel	Jun/82	114.7	117.0	114.1	114.1	114.1	113.6	113.4	115.2	115.4	114.9	114.9	114.7	115.2
06	Steel pipe and tubes	Jun/82	106.7	101.2	100.4	101.7	104.7	104.0	107.2	108.2	108.1	110.5	111.1	111.2	111.4
0618	Line & standard pipe & oil country tubul	Jun/97	98.1	92.1	90.9	92.5	96.9	94.8	99.0	100.1	99.6	103.2	103.3	102.9	102.6
0627	Structural pipe and tubing, carbon	Jun/82	104.2	96.7	97.0	96.8	98.6	101.2	104.8	109.4	109.6	109.4	109.1	109.4	107.9
0628	Pressure tubing, carbon	Jun/97	(2)	60.7	60.7	(2)	60.5	(2)	(2)	60.3	60.3	(2)	(2)	(2)	(2)
0629	Mechanical tubing, carbon	Jun/97	96.2	90.5	91.3	92.5	93.1	95.7	97.4	97.4	99.1	99.7	99.8	99.6	99.0
0651	Alloy pipe and tubing	Jun/97	122.2	120.7	120.2	120.2	120.2	120.2	120.9	121.2	120.4	120.4	123.9	127.3	130.9
0665	Pressure tubing, stainless	Jun/97	127.9	125.9	125.3	125.3	125.3	125.3	126.1	126.5	125.6	125.6	130.1	134.6	139.4
0666	Mechanical tubing, stainless	Jun/97	89.0	89.7	90.1	90.7	90.5	90.6	90.2	89.8	89.2	86.6	86.7	86.9	87.4
0669	Other pipe and tubing, incl. std. pipe,	Jun/82	100.9	104.8	97.9	97.9	99.0	103.9	99.0	99.8	99.8	99.8	102.9	103.1	103.1
07	Cold rolled sheets and strip	Jun/82	111.4	100.2	101.5	102.8	104.5	107.1	110.4	113.0	115.6	118.8	121.1	121.3	121.2
0711	Sheets, c.r., carbon		111.2	98.3	99.8	100.1	101.4	103.4	107.5	111.3	115.0	121.3	125.4	125.8	125.4
0715	Strip, c.r., carbon		118.5	104.2	107.0	110.1	113.4	119.6	122.6	123.5	125.0	122.9	124.1	124.1	125.0
0733	Sheets and strip, c.r., alloy	Jun/82	120.6	111.4	112.8	115.6	118.0	121.5	122.9	123.8	124.5	123.9	124.2	124.4	124.3
0753	Sheet and strip, c.r., stainless	Jun/97	83.1	79.4	79.2	81.0	81.9	82.9	84.1	85.1	85.5	85.4	84.6	84.2	84.4

See footnotes at the end of the table.

Table 4. Producer price indexes for commodity groups, subgroups, product classes, and individual items, 2002¹--Continued
(1982=100 unless otherwise indicated)

Code	Commodity	Other index base	Ann. Avg.	Jan.	Feb.	Mar.	Apr.	May	June	July	Aug.	Sep.	Oct.	Nov.	Dec.
1017	Steel mill products (Cont'd)														
08	Cold finished bars	Jun/82	100.8	97.8	98.0	97.7	100.3	100.4	100.8	103.4	102.4	102.1	102.3	102.3	102.3
0811	Bars, c.f., carbon		98.6	95.5	95.9	95.5	96.6	96.5	97.4	100.4	100.8	100.9	101.2	101.2	101.2
0831	Bars, c.f., alloy		84.8	82.4	82.4	81.9	84.2	84.5	84.4	86.6	86.6	86.2	86.2	86.3	85.4
0851	Bars, C.F., stainless	Jun/97	100.6	97.7	97.7	97.7	102.9	103.5	103.4	105.0	100.5	99.5	99.6	99.5	100.2
102	Nonferrous metals		120.3	119.6	120.0	120.9	120.7	120.8	121.7	121.2	119.3	119.4	118.8	120.3	120.7
1021	Nonferrous metal ores	Dec/83	68.1	64.0	65.8	66.4	67.2	67.9	71.8	69.6	68.8	69.3	68.2	69.3	69.6
02	Copper ores	Jun/88	81.0	80.9	82.2	84.1	84.0	83.6	88.7	82.3	75.8	75.3	74.7	79.9	80.2
03	Lead and zinc ores	Dec/85	(2)	72.4	72.8	76.9	79.1	75.9	72.5	(2)	(2)	(2)	(2)	(2)	(2)
05	Gold ores	Jun/85	94.1	86.9	91.0	89.8	91.4	94.0	96.6	95.8	94.9	97.4	96.7	96.8	98.6
11	Other nonferrous metal ores	Jun/90	57.8	62.8	56.7	57.3	59.7	59.1	58.3	57.1	57.0	57.7	56.8	54.7	56.2
1022	Primary nonferrous metals		100.8	100.7	100.9	103.0	101.8	102.2	103.6	102.2	97.8	97.4	96.9	100.8	101.7
01	Primary nonferrous metals, except precious		104.0	104.4	104.4	106.7	105.4	105.6	106.9	105.3	100.8	100.3	99.9	103.9	104.9
0115	Primary aluminum, except extrusion bille	Dec/99	90.3	91.0	89.6	92.2	91.2	91.7	92.5	91.4	87.3	86.8	86.5	91.1	91.7
0121	Aluminum extrusion billet		119.6	120.4	120.8	121.7	120.1	121.2	121.4	120.9	117.8	116.3	115.5	118.6	120.3
0127	Lead, pig, common		168.6	168.6	168.6	168.6	168.6	168.6	168.6	168.6	168.6	168.6	168.6	168.6	168.6
0131	Copper cathode and refined copper	Dec/96	67.1	65.3	67.6	69.6	68.8	68.5	71.7	69.1	63.4	63.4	63.1	67.0	67.8
0132	Zinc, slab, prime Western		99.6	105.0	98.6	105.2	102.5	100.1	99.8	104.5	94.8	99.9	96.5	90.8	97.1
0133	Zinc, slab, special high grade		101.8	107.4	101.0	107.5	102.5	102.5	102.2	106.9	97.1	102.2	98.9	93.7	100.1
0136	Antimony		90.1	61.7	61.7	61.7	61.7	66.0	67.0	69.5	89.4	99.0	154.0	144.7	144.7
0141	Cadmium metal, 99.90 pct. min.	Dec/98	91.8	78.6	78.6	78.6	78.6	78.6	78.6	78.6	78.6	78.6	78.6	94.3	135.7
0151	Magnesium, pig ingot		134.3	134.3	134.3	134.3	134.3	134.3	134.3	134.3	134.3	134.3	134.3	134.3	134.3
0181	Other nonferrous metals, unalloyed	Jun/88	125.6	129.8	130.0	131.0	126.9	127.5	123.8	123.2	124.4	122.3	121.9	123.4	123.2
02	Precious metals		73.2	69.0	70.4	70.4	71.5	73.1	75.8	76.2	74.0	74.5	73.0	75.1	75.4
0271	Gold, refined		81.6	75.1	79.0	77.6	78.9	81.5	83.7	82.9	82.9	84.3	83.5	85.0	85.4
0272	Silver, bar, refined, .999 fine		58.0	57.6	56.0	56.9	57.6	58.0	61.2	63.5	58.2	57.5	54.5	57.6	57.9
0273	Platinum		113.5	99.7	98.5	109.5	111.8	113.1	117.4	110.7	116.6	116.3	123.7	122.5	122.5
1023	Nonferrous scrap		133.5	126.2	128.6	132.9	135.8	136.1	137.3	137.7	132.2	132.4	131.2	134.8	136.4
01	Copper base scrap		111.4	107.0	107.9	109.9	111.4	114.4	113.1	114.2	109.1	109.8	109.4	114.3	116.8
0101	No. 1 copper scrap, including wire	Dec/86	97.7	94.2	97.1	98.7	99.5	98.9	102.0	102.9	97.5	93.4	92.0	96.5	99.7
0102	No. 2 copper scrap, including wire	Dec/86	122.9	116.5	120.0	122.2	124.9	125.6	127.4	128.2	118.4	119.2	119.7	124.6	127.8
0103	Yellow brass scrap	Dec/86	123.8	117.8	114.5	120.6	122.5	126.8	122.2	125.6	124.8	126.3	125.5	128.5	130.2
0104	Other copper and brass scrap	Dec/86	(2)	118.0	118.0	(2)	(2)	(2)	121.1	(2)	(2)	(2)	(2)	(2)	(2)
02	Aluminum base scrap		158.0	148.7	152.0	156.5	162.3	163.3	163.3	163.0	156.4	156.4	155.9	158.4	159.8
0201	Solids and clippings, new scrap	Dec/86	130.7	120.6	122.1	130.7	135.7	135.8	134.0	135.5	126.8	131.3	129.9	133.9	132.5
0202	Borings, turnings, and other new scrap	Dec/86	167.1	149.0	153.3	156.4	162.5	173.0	177.5	179.7	173.0	170.3	169.7	169.7	171.4
0205	Used beverage can scrap	Dec/86	133.8	129.9	131.2	132.8	136.4	135.7	135.7	136.6	133.1	131.7	133.3	134.2	135.1
0206	Other old scrap	Dec/86	115.2	110.0	114.2	115.5	120.5	120.2	120.4	117.5	113.5	111.9	110.8	112.7	115.8
03	Other nonferrous scrap nec.		101.7	95.1	97.7	104.0	103.5	99.0	105.3	105.8	102.6	102.4	99.4	102.6	103.2
0304	Other nonferrous scrap	Dec/86	131.3	122.5	126.1	134.9	133.6	126.7	136.1	136.7	132.9	132.5	128.1	132.3	133.1
1024	Secondary nonferrous metals		110.7	110.6	111.1	110.1	111.8	112.8	112.1	112.3	109.8	109.3	108.5	109.5	110.7
02	Aluminum, except extrusion billet		141.8	140.8	142.1	143.1	147.4	146.2	143.6	142.6	139.7	137.6	137.8	139.2	141.1
03	Copper, alloyed and unalloyed		(2)	(2)	(2)	(2)	(2)	(2)	(2)	151.4	149.8	150.1	149.2	149.3	149.5
04	Refined lead		91.4	96.6	95.9	92.2	92.0	91.8	90.5	90.5	89.8	89.8	89.0	89.4	89.7
05	Refined zinc, slab and dust		90.5	95.1	90.0	94.8	92.9	90.7	89.3	93.1	86.8	90.4	86.6	85.5	90.4
06	Precious metals		76.2	72.7	74.4	73.8	74.7	76.4	78.1	79.5	76.8	77.0	75.4	77.6	78.4
07	Other nonferrous metals		105.0	106.3	106.3	106.3	(2)	106.6	(2)	106.3	103.7	103.9	103.3	103.0	101.7
1025	Nonferrous mill shapes		136.9	137.8	137.9	138.7	136.7	136.5	136.9	136.8	135.8	136.2	135.8	136.7	136.9
01	Aluminum mill shapes		143.3	145.1	145.1	145.4	142.3	142.1	142.2	142.3	142.7	142.5	143.1	143.3	143.8
0107	Sheet, coiled, bare, all others		(2)	110.1	(2)	110.5	(2)	(2)	110.8	110.8	110.8	110.8	110.8	110.8	110.8
0129	Aluminum plate		149.0	148.8	148.8	150.0	150.0	150.0	150.0	150.0	149.2	147.7	147.7	147.7	147.7

See footnotes at the end of the table.

Table 4. Producer price indexes for commodity groups, subgroups, product classes, and individual items, 2002¹--Continued
(1982=100 unless otherwise indicated)

Code	Commodity	Other index base	Ann. Avg.	Jan.	Feb.	Mar.	Apr.	May	June	July	Aug.	Sep.	Oct.	Nov.	Dec.
1025	Nonferrous mill shapes (Cont'd)														
0132	Bar, extruded, other than 2000 and 7000		128.1	126.0	126.6	128.1	129.4	129.3	128.8	128.8	128.2	126.8	126.9	128.3	130.2
0145	Rod, continuous cast		104.7	101.8	104.2	104.2	105.3	105.8	105.4	105.2	106.5	103.3	104.2	105.1	105.7
0147	Rod, extruded, other than 2000 and 7000		150.4	150.2	150.4	150.4	150.8	150.8	150.6	150.6	150.4	150.0	150.0	150.2	150.8
0151	Extrusion, solid, circle size under 3		176.0	171.8	172.0	172.1	172.1	171.7	179.2	179.1	178.8	178.3	178.6	178.7	179.3
0152	Extrusion, solid, circle size 3 to under		151.2	153.1	153.1	153.1	153.1	151.2	150.0	150.2	150.2	150.2	150.2	150.2	(2)
0153	Extrusion, solid, circle size 4 to under		133.6	131.5	131.5	131.5	131.5	131.5	131.5	131.5	136.4	136.4	136.4	136.4	136.4
0154	Extrusion, solid, circle size 5 to 9		149.2	149.3	148.9	149.0	149.1	149.5	148.9	148.9	149.2	149.0	149.1	149.2	149.7
0156	Extrusion, solid, circle size, 10 and ov	Jun/87	149.2	150.5	149.8	149.7	149.6	149.3	149.3	149.1	149.1	148.4	148.4	148.5	148.5
0161	Aluminum pipe & tube, exc. 2000 & 7000 a	Dec/94	103.0	103.0	103.0	103.1	103.1	103.1	103.0	103.1	103.0	103.0	102.9	103.0	103.0
02	Copper and brass mill shapes		149.6	149.0	149.9	153.9	153.2	153.0	154.2	152.8	146.3	146.1	143.8	145.6	147.0
0231	Copper-base alloy strip		150.4	151.0	151.8	154.0	154.2	154.2	150.8	150.5	147.2	147.7	146.5	147.9	149.1
0232	Copper-base alloy rod		151.7	145.5	145.4	152.4	152.6	152.9	155.8	156.4	152.0	151.8	151.7	151.7	151.7
0233	Copper-base alloy tube, non-plumbing		102.9	102.1	103.4	104.1	103.3	103.2	104.1	103.7	102.2	101.5	101.4	102.4	103.2
0254	Copper tubing, plumbing		149.2	155.3	153.6	165.5	164.3	158.9	161.9	157.1	143.8	138.5	131.4	128.8	131.3
0265	Other copper and copper-alloy mill shape	Dec/86	147.0	145.4	147.5	148.2	147.1	148.1	149.7	149.5	143.4	145.6	143.6	147.1	148.5
04	Nickel alloy mill shapes		123.4	124.6	124.2	124.2	125.4	124.1	125.4	126.3	123.4	121.9	120.6	120.7	(2)
05	Titanium mill shapes		115.6	113.1	112.9	112.9	112.8	112.8	112.0	111.6	111.6	125.2	118.2	125.8	118.2
0504	Other titanium mill shapes, including wi	Dec/95	113.1	111.7	111.2	111.2	111.0	111.0	109.3	108.6	108.6	120.9	116.2	121.3	116.6
19	Other mill shapes		103.4	101.5	101.4	101.8	102.8	103.9	104.6	105.7	103.6	103.6	103.3	104.2	104.4
1951	Zirconium mill shapes, except wire	Dec/87	(2)	99.7	99.7	99.7	99.7	99.7	99.7	99.7	(2)	(2)	(2)	(2)	(2)
1997	Lead mill shapes, except wire	Jun/83	56.2	55.4	54.1	54.3	56.2	56.7	56.9	58.2	55.2	55.5	57.7	57.2	56.9
1999	Other nonferrous metal mill shapes, exce	Jun/83	115.1	113.2	113.2	113.2	114.4	116.5	116.1	117.0	116.0	114.8	114.7	115.9	115.9
1026	Nonferrous wire and cable		134.3	137.5	136.6	135.3	135.0	134.0	134.1	134.2	133.1	133.3	132.6	133.3	132.4
0301	Electric wire and cable	Dec/82	149.2	149.1	149.1	148.1	149.2	149.0	149.1	149.2	149.1	149.7	149.5	149.8	149.8
0303	Telephone and telegraph wire and cable	Dec/82	152.9	156.2	157.9	154.1	153.9	153.9	152.5	155.3	152.3	148.1	150.4	150.8	149.5
0305	Control and signal wire and cable	Dec/82	188.9	188.3	189.5	189.5	188.1	188.5	191.5	190.3	187.8	(2)	(2)	188.6	
0307	Building wire and cable	Dec/82	111.6	113.7	112.8	112.0	113.1	109.4	110.2	112.9	111.0	112.1	110.1	110.8	110.6
0309	Apparatus wire and cordage	Dec/82	140.8	140.6	140.2	140.2	140.5	140.5	140.6	141.4	141.4	141.4	141.4	141.4	140.3
0311	Magnet wire	Dec/82	152.3	152.0	152.0	152.1	152.1	151.7	152.2	152.2	152.5	152.5	152.7	152.6	152.7
0313	Power wire and cable	Dec/82	109.7	110.4	110.2	111.2	110.4	112.4	111.9	110.0	109.4	108.6	107.6	106.4	108.1
0314	Copper and copper alloy wire & cable, ba	Dec/86	128.3	129.4	127.5	126.9	127.4	128.2	130.5	132.0	125.9	129.4	127.4	126.8	127.6
0324	Appliance wire and flexible cord sets	Dec/85	145.2	144.4	144.0	144.2	145.6	145.3	145.3	145.0	145.0	145.8	145.7	145.7	145.7
0326	Other insulated wire & cable, inc. auto	Dec/98	98.4	97.0	97.5	97.6	97.4	97.6	97.9	97.8	97.0	97.7	97.5	102.8	102.6
0331	Aluminum wire and cable, bare	Jun/87	113.2	111.6	118.1	113.0	113.9	116.8	114.8	110.5	111.2	111.6	106.8	115.1	115.1
0333	Fiber optic cable	Dec/88	85.0	98.8	92.7	90.3	87.1	82.6	82.3	81.8	81.8	81.8	81.8	81.8	77.0
1027	Nonferrous forge shop products	Dec/83	156.4	157.1	157.1	157.5	157.2	157.4	157.4	156.4	155.3	155.7	155.7	155.7	154.8
0111	Hot impression die, impact, press, & ups	Dec/83	158.0	158.3	158.3	158.8	158.3	158.6	158.6	158.6	157.1	157.7	157.6	157.6	156.5
1028	Nonferrous foundry shop products		145.4	144.3	144.2	144.6	145.3	145.7	145.7	145.8	146.2	146.0	145.8	145.9	145.9
02	Castings, alum./alum.-base alloy		146.2	144.6	144.6	145.1	146.2	146.6	146.5	146.7	147.2	146.8	146.6	146.7	146.6
0201	Motor vehicle die castings		120.6	118.1	117.8	118.3	120.1	121.3	121.5	121.8	122.0	121.8	121.1	121.6	121.8
0203	Other die castings	Jun/83	157.0	155.6	155.7	156.0	157.4	157.9	157.7	157.8	157.8	157.3	156.9	157.0	157.1
0204	Sand castings	Jun/83	150.8	149.3	149.3	149.7	150.2	150.9	151.0	150.6	151.8	151.7	151.6	151.9	152.0
0205	Perm. and semi-perm. mold castings	Jun/83	130.5	129.5	129.5	129.9	130.1	130.1	130.0	130.9	131.6	131.4	131.3	131.2	130.6
0206	Other castings and cast products	Jun/83	156.6	152.2	152.2	154.5	158.0	158.0	158.1	157.6	157.6	157.4	157.4	157.4	157.4
03	Copper and copper-base alloy castings	Jun/83	149.8	148.1	148.3	148.7	149.6	149.6	150.3	150.4	150.4	150.4	150.5	150.5	150.6
0301	Copper and copper-base alloy sand castin	Jun/83	153.1	150.5	151.0	151.6	152.7	152.8	153.8	153.9	153.9	153.9	154.1	154.1	154.3
0302	Other copper/copper-base alloy castings	Jun/83	147.5	148.0	147.6	147.6	147.6	147.4	147.4	147.4	147.4	147.4	147.4	147.4	147.2
04	Zinc Castings	Jun/83	147.4	147.2	147.2	147.2	147.2	147.3	147.3	147.5	147.2	147.2	147.3	147.7	148.1
05	Magnesium and magnesium-base castings	Jun/83	126.7	128.1	127.7	127.3	127.2	127.2	127.2	127.2	126.1	126.1	125.9	125.9	125.9
06	Other nonferrous castings	Jun/83	125.8	125.4	124.8	125.0	125.1	125.8	125.8	125.9	126.5	126.6	126.3	126.4	126.2
103	Metal containers		107.8	108.1	108.4	108.2	107.0	107.0	107.2	107.5	107.6	107.7	108.2	108.3	108.3

See footnotes at the end of the table.

Table 4. Producer price indexes for commodity groups, subgroups, product classes, and individual items, 2002¹--Continued
(1982=100 unless otherwise indicated)

Code	Commodity	Other index base	Ann. Avg.	Jan.	Feb.	Mar.	Apr.	May	June	July	Aug.	Sep.	Oct.	Nov.	Dec.
1031	Metal cans and can components		104.2	105.0	105.3	105.0	103.5	103.6	103.7	103.8	103.8	103.8	104.2	104.3	104.2
02	Steel cans		130.1	129.7	129.9	129.6	129.5	129.5	129.9	130.3	130.3	130.3	130.3	130.9	130.5
03	Aluminum cans		85.3	86.5	86.9	86.6	84.7	84.7	84.7	84.7	84.7	84.7	85.2	85.2	85.2
1032	Barrels, drums, and pails		149.0	143.2	143.5	143.9	146.4	146.5	148.0	150.0	151.4	152.8	154.3	153.3	155.0
0101	Steel pails		170.3	166.0	168.3	169.9	172.9	164.8	166.8	172.9	176.3	172.3	173.1	169.6	170.7
0102	Steel shipping barrels and drums		139.7	133.6	133.3	133.3	135.8	137.7	139.1	139.9	140.9	144.0	145.8	145.5	147.5
0103	All other metal barrels	Jun/83	(2)	144.7	144.7	144.7	144.7	155.4	155.4	155.4	(2)	(2)	(2)	(2)	(2)
104	Hardware		156.0	156.1	156.0	156.3	156.3	156.3	155.9	155.8	155.8	156.0	155.7	155.5	155.7
1041	Hardware, n.e.c.		147.1	147.3	147.2	147.6	147.4	147.4	147.1	146.9	146.9	147.0	146.9	146.9	147.2
01	Builders hardware		169.3	167.9	167.9	169.1	169.6	169.7	169.3	169.4	169.7	169.8	169.8	169.8	169.9
0109	Padlocks	Jun/85	136.7	135.7	135.7	135.7	136.2	136.2	137.3	137.3	137.3	137.3	137.3	137.3	137.3
0122	Doorlocks, locksets, locktrim, exc.arch.	Jun/85	166.3	164.5	164.5	165.9	166.7	166.7	166.7	166.7	166.9	166.9	166.9	166.9	166.9
0124	Hinges, exc. cabinet hinges, incl. sprin	Jun/85	108.7	109.4	109.4	109.2	108.8	109.8	107.2	108.4	108.9	107.8	108.1	108.6	108.3
0147	Cabinet hardware	Jun/85	152.8	154.1	154.3	154.6	152.6	152.1	152.4	152.2	152.3	152.1	152.2	152.0	153.0
0148	Other builders hardware	Jun/85	143.6	141.8	141.8	143.2	144.0	144.1	143.7	143.6	144.0	144.2	144.2	144.3	144.3
03	Transportation equipment hardware		123.3	125.1	124.4	124.4	123.5	123.5	122.5	122.6	122.3	122.7	122.5	122.5	123.0
0311	Motor vehicle hardware	Jun/85	106.9	108.9	108.1	108.1	107.2	107.2	106.0	106.2	105.9	106.2	106.0	106.0	106.5
0341	Other transportation equipment hardware	Jun/85	295.8	293.6	294.7	294.7	295.0	295.0	296.0	296.0	296.0	297.1	297.3	297.3	297.3
04	Furniture hardware		173.5	173.8	173.8	173.8	173.8	173.8	175.7	173.3	173.3	173.3	172.1	172.4	172.4
05	Other hardware, n.e.c.	Jun/85	140.1	140.1	141.4	140.4	140.4	139.9	141.3	139.5	139.9	139.8	139.2	139.1	139.6
1042	Hand and edge tools		176.0	176.2	176.0	176.2	176.5	176.7	176.1	176.2	176.2	176.5	175.9	175.0	175.0
0133	Adjustable wrench, including pipe		182.9	183.6	183.6	183.6	183.6	183.6	183.6	183.6	183.6	183.6	181.0	181.0	181.0
0141	Screwdrivers		163.3	162.8	162.8	162.8	162.8	163.5	163.5	163.5	163.5	163.5	163.5	163.5	163.5
0147	Wrench socket		231.3	228.0	228.0	228.0	228.9	232.9	232.9	232.9	232.9	232.9	232.9	232.9	232.9
0149	All other wrenches	Jun/83	176.8	176.8	176.8	176.0	176.8	176.6	176.6	176.6	176.6	177.0	177.2	177.2	177.2
0151	Pliers		180.5	180.5	180.5	180.5	180.5	180.5	180.5	180.5	180.5	180.5	180.5	180.5	180.5
0161	Hammers, light forged		141.0	140.9	140.9	140.9	140.9	140.9	140.9	140.9	141.1	141.1	141.1	141.1	141.1
0166	Steel goods (forks, hoes, rakes, etc.)		200.1	198.2	198.2	198.2	198.2	198.2	198.2	198.2	198.2	203.9	203.9	203.9	203.9
0178	All other mechanics' hand service tools	Jun/83	175.0	174.6	174.4	174.5	175.1	175.0	175.0	174.7	174.9	174.9	175.3	175.5	175.5
0179	All other edge tools	Jun/83	147.3	149.4	149.4	149.4	150.2	149.8	147.7	147.7	147.6	147.6	145.2	141.7	141.7
0183	All other hand tools, except edge tools	Jun/83	167.0	166.9	166.7	166.8	166.8	166.8	166.9	166.8	166.8	167.2	167.4	167.3	167.2
105	Plumbing fixtures and brass fittings		181.9	181.0	181.8	181.9	181.7	181.7	182.0	182.0	182.6	182.7	182.4	181.3	182.0
1052	Vitreous china fixtures		141.2	141.1	141.7	142.0	141.4	141.4	142.0	141.8	141.9	141.9	141.7	137.6	139.9
0112	Plumbing fixtures	Jun/85	123.3	123.2	123.8	124.1	123.6	123.6	124.1	123.9	124.0	124.0	123.8	119.7	122.1
0113	Fixture accessories and fittings	Jun/85	118.7	118.7	118.7	118.7	118.7	118.7	118.7	118.7	118.7	118.7	118.7	118.7	118.7
1054	Brass fittings		205.2	203.8	204.5	204.7	204.7	204.7	205.2	205.3	206.0	206.0	205.8	205.9	205.9
0211	Bath and shower fittings	Jun/83	186.6	187.3	186.0	186.4	186.6	186.6	186.6	186.6	186.6	186.6	186.6	186.6	186.6
0218	Lavatory and sink fittings	Jun/98	103.7	103.0	103.5	103.5	103.6	103.6	103.9	103.9	103.9	103.9	103.9	103.9	103.9
0223	Miscellaneous brass goods	Jun/83	200.4	198.3	199.3	199.6	199.6	199.5	200.2	200.2	201.7	201.8	201.3	201.4	201.4
1056	Metal sanitary ware	Dec/86	137.7	137.1	138.4	137.9	137.8	137.8	137.3	137.4	137.8	138.2	137.9	137.1	137.5
0105	Sinks and sink laundry tray combinations	Dec/86	153.2	153.7	154.3	153.7	153.3	153.3	152.3	152.6	153.1	153.9	153.4	152.2	152.6
0107	Bath tubs	Dec/86	134.2	132.3	134.4	134.5	134.2	134.2	134.3	134.3	134.0	135.0	134.6	133.9	134.1
0111	All other metal sanitary ware	Dec/86	137.0	137.2	137.2	135.9	136.9	136.9	137.2	137.2	137.4	135.4	137.7	137.8	138.0
106	Heating equipment		157.9	157.1	157.6	158.0	157.9	157.8	157.8	157.8	158.2	158.4	158.3	158.2	158.3
1061	Steam and hot water equipment		160.5	160.1	160.0	160.1	160.1	160.1	160.2	160.3	160.6	160.9	161.1	161.1	161.9
0106	Cast iron heating boilers, radiators and	Jun/99	104.9	104.5	104.4	104.4	104.5	104.5	104.6	104.7	105.0	105.3	105.5	105.5	105.8
0112	Steel heating boilers, all classes	Jun/99	106.0	105.9	105.9	105.9	105.9	105.9	105.9	105.9	105.9	105.9	105.9	105.9	106.7

See footnotes at the end of the table.

Table 4. Producer price indexes for commodity groups, subgroups, product classes, and individual items, 2002¹--Continued
(1982=100 unless otherwise indicated)

Code	Commodity	Other index base	Ann. Avg.	Jan.	Feb.	Mar.	Apr.	May	June	July	Aug.	Sep.	Oct.	Nov.	Dec.
1062	Floor & wall furnaces/heaters/parts		148.4	147.8	148.1	148.1	148.0	148.2	148.2	148.0	148.6	149.0	149.0	148.9	149.0
1063	Other heating, non-elect., inc parts		163.3	163.1	163.4	163.4	163.4	163.4	163.4	163.8	163.8	164.0	162.8	162.8	162.7
1064	Domestic heating stoves		131.0	130.8	130.7	130.6	130.7	130.8	131.0	131.1	131.1	131.2	131.2	131.2	131.4
1066	Water heaters, domestic		153.9	151.7	153.1	155.1	155.1	153.8	154.0	154.0	153.9	153.9	153.9	153.9	153.9
0101	Electric		142.6	141.8	142.9	143.3	143.3	142.6	142.6	142.6	142.5	142.5	142.5	142.6	142.6
0114	Non-electric water heaters	Dec/00	98.6	96.6	97.5	99.6	99.6	98.5	98.7	98.7	98.7	98.7	98.7	98.7	98.7
107	Fabricated structural metal products		145.0	144.0	143.8	143.9	144.3	144.7	145.1	145.7	145.8	145.9	145.8	145.6	145.4
1071	Metal doors, sash, and trim		168.0	167.7	167.3	166.9	167.1	167.4	167.6	168.7	168.4	168.4	168.6	168.6	168.7
02	Metal doors and frames, exc. storm	Jun/83	161.5	160.8	160.1	160.0	160.1	160.6	160.9	163.0	162.5	162.5	162.6	162.6	162.9
0201	Aluminum doors	Jun/83	169.1	169.2	169.2	168.9	168.9	168.9	168.9	169.0	169.1	169.1	169.2	169.2	169.3
0203	Iron and steel doors	Jun/83	154.4	153.2	152.6	152.5	152.7	153.3	153.8	155.6	155.7	155.7	155.7	155.7	155.9
0208	Other metal door, frames, & shower door/	Jun/97	105.2	106.0	104.4	104.2	104.2	104.2	104.4	106.1	105.4	105.5	105.5	105.5	107.0
03	Metal window sash and frames, exc. storm	Jun/83	158.8	158.7	158.5	158.5	158.7	158.8	158.9	158.9	158.9	158.9	159.0	159.0	158.9
04	Metal molding and trim and storefronts	Jun/83	244.5	242.9	243.2	244.2	244.2	244.8	245.1	244.3	244.3	244.3	245.8	245.5	245.5
05	Storm sash and doors	Jun/83	143.1	144.4	144.4	142.6	142.6	142.6	142.6	143.1	143.1	143.1	143.1	143.1	143.0
06	Screens and weatherstrip	Jun/83	142.8	147.9	147.9	142.1	142.1	141.7	141.7	141.7	141.7	141.7	141.7	141.7	141.0
1072	Metal tanks		130.7	129.2	129.1	129.0	129.2	130.2	131.1	131.5	131.4	131.5	131.9	132.1	131.6
0104	Storage and other non-pressure tanks	Dec/94	116.6	115.8	114.7	113.8	113.8	117.3	115.0	115.6	118.9	120.1	120.1	116.5	116.5
0122	Non-LPG gas cylinders		125.8	124.5	124.8	124.1	125.0	125.0	128.2	130.0	129.3	126.9	123.4	124.2	124.2
0126	Metal tanks, complete at factory, std. 1	Dec/01	101.3	99.3	99.3	99.3	99.6	99.6	101.4	102.7	102.4	102.1	103.4	103.4	103.4
0135	Metal tanks and vessels, custom fabricat	Dec/01	101.1	100.0	100.0	100.0	100.2	101.1	101.1	101.3	101.3	101.4	102.2	102.2	102.2
0152	Metal tanks & vessels, custom fab. and f	Dec/94	113.1	112.5	112.5	112.5	112.5	113.4	113.4	113.3	113.3	113.3	113.3	113.4	113.4
1073	Sheet metal products		145.2	143.2	143.4	143.8	144.0	144.6	145.4	146.6	146.2	146.7	146.4	146.0	146.1
0101	Roofing, steel		114.0	112.9	112.9	112.9	109.2	113.5	114.4	115.4	115.6	116.0	115.9	115.3	114.5
0102	Roofing, aluminum, and other metals	Dec/87	131.1	131.1	131.1	131.1	131.1	131.1	131.1	131.1	131.1	131.1	131.1	131.1	131.1
0108	Roof drainage equipment, aluminum	Jun/83	(2)	130.6	130.6	132.2	132.7	134.0	134.0	134.0	(2)	(2)	(2)	(2)	(2)
0109	Siding, aluminum	Dec/82	141.0	141.5	140.0	140.1	140.2	140.2	140.6	140.5	140.0	141.3	141.3	141.8	144.7
0116	Siding, steel	Jun/83	154.2	152.1	151.3	151.2	149.6	149.9	154.2	155.6	157.5	156.9	156.9	156.6	158.0
0118	Roof ventilators	Jun/83	199.3	194.2	194.2	194.2	200.9	200.9	200.9	200.9	200.9	200.9	200.9	201.2	201.2
0119	Soffits, fascia, and shutters, aluminum	Jun/83	110.7	110.5	109.4	109.7	109.5	110.4	111.3	111.3	111.3	111.3	111.3	111.3	111.3
0145	Stovepipe, furnace smokepipe, elbows & d	Dec/82	144.7	141.6	141.6	141.6	142.8	142.8	142.8	144.9	147.9	147.5	147.5	147.5	147.5
0146	Air conditioning ducts, incl. dust colle	Dec/82	146.3	142.9	142.9	143.6	143.6	143.6	143.6	149.0	149.5	149.3	149.3	149.3	149.3
0158	Bins and vats	Dec/82	123.9	124.4	124.4	124.4	124.4	124.4	124.4	131.3	122.9	122.9	122.9	120.5	120.5
0162	Culverts, flumes, and irrigation pipes,	Dec/82	(2)	(2)	(2)	(2)	(2)	(2)	(2)	(2)	141.2	141.2	141.8	141.8	141.8
0165	Awnings, canopies, and carports, prefab.	Dec/82	226.0	226.0	226.0	226.0	226.0	226.0	226.0	226.0	226.0	226.0	226.0	226.0	226.0
0171	Electronic enclosures	Jun/96	99.5	99.5	99.6	99.6	99.6	97.8	98.6	99.0	99.0	100.9	100.2	99.7	100.2
0181	Louvers & dampers, heat, vent. & a/c, st	Jun/96	104.7	103.2	103.2	103.2	105.2	105.2	105.2	105.2	105.2	105.2	105.2	105.2	105.2
0185	Other sheet metal work, steel	Dec/82	149.2	143.0	144.4	145.7	148.1	151.9	153.1	153.4	151.5	150.4	150.1	150.0	149.2
0187	Other sheet metal work, aluminum	Dec/82	156.5	156.2	155.9	156.2	156.0	154.8	155.0	157.7	157.3	157.4	157.4	157.2	157.4
0189	Other sheet metal work, not steel or alu	Jun/83	153.1	152.5	152.5	152.5	152.5	152.5	152.5	152.5	153.9	153.9	153.9	153.9	153.9
1074	Struct., arch., pre-eng. metal products		136.8	136.6	136.1	136.2	136.7	137.0	137.0	137.1	137.3	137.2	137.1	136.7	136.4
04	Hot rolled bars/plates/structural shapes		182.3	181.8	182.0	181.9	181.9	181.9	182.2	182.6	182.6	182.4	182.4	182.4	182.7
0401	Aluminum pipe and tube fabrication		126.2	126.3	126.3	126.2	126.2	126.2	126.2	126.2	126.2	126.2	126.2	126.2	126.2
05	Fabricated structural metal		138.3	139.6	139.0	138.9	139.1	139.0	138.7	138.4	138.1	137.9	137.3	136.8	136.6
0501	Fabricated structural metal for building		136.7	138.7	137.8	137.7	137.8	137.6	137.0	136.7	135.8	135.8	135.4	135.0	134.6
0511	Fabricated structural metal for bridges		115.2	117.2	117.2	117.0	117.0	117.3	117.3	115.0	116.5	116.4	111.8	109.4	110.7
0512	Other fabricated structural metal	Jun/82	145.4	145.1	145.0	144.8	145.3	145.6	145.5	145.7	145.7	145.8	145.7	145.5	145.4
07	Miscellaneous metal work		116.5	114.9	114.3	114.4	115.6	116.2	117.1	117.1	118.0	118.5	118.1	117.3	116.8
0785	Custom roll form products	Jun/90	114.3	111.6	111.6	111.8	113.8	113.6	114.6	114.7	115.5	116.6	116.8	115.8	115.5
0794	Bar joists and fabricated concrete reinf	Dec/00	95.3	97.6	96.3	95.5	96.2	95.3	95.4	95.0	95.7	95.3	94.2	93.9	93.2

See footnotes at the end of the table.

Table 4. Producer price indexes for commodity groups, subgroups, product classes, and individual items, 2002¹--Continued
(1982=100 unless otherwise indicated)

Code	Commodity	Other index base	Ann. Avg.	Jan.	Feb.	Mar.	Apr.	May	June	July	Aug.	Sep.	Oct.	Nov.	Dec.
1074	Struct., arch., pre-eng. metal products														
08	Architectural and ornamental metalwork	Dec/83	144.2	141.4	141.7	141.9	142.5	143.8	143.9	144.8	145.3	145.2	146.7	146.7	146.8
0803	Stairs, staircases and fire escapes	Dec/83	135.6	135.1	135.1	135.4	135.4	135.7	135.7	135.7	135.8	135.8	135.8	135.8	135.8
0808	scaffolding, sharing and forming for con	Dec/83	150.2	140.3	140.3	140.3	140.3	148.8	148.8	148.8	148.8	148.8	165.7	165.7	165.7
0811	Grills, registers and air diffusers	Dec/97	104.9	103.3	103.3	103.3	103.9	104.0	104.0	106.3	106.3	106.3	105.9	105.9	105.9
0813	Fences, gates, railings and window guard	Dec/97	108.4	107.2	107.2	107.8	107.8	107.9	108.1	108.8	109.3	109.2	109.2	109.2	109.2
0814	Open flooring, grating and studs	Dec/97	100.8	97.7	98.6	98.7	101.2	101.5	102.0	103.3	103.4	103.1	100.2	100.2	100.2
0816	Other architectural and ornamental metal	Dec/97	104.8	103.8	104.3	104.3	104.3	104.3	104.3	104.3	105.5	105.5	105.5	105.5	105.5
09	Fabricated iron & steel pipe, tube & fit.	Dec/94	111.7	111.2	110.7	111.1	111.3	111.5	111.2	112.2	112.2	111.6	112.4	112.5	111.9
0903	Nonpressure pipe and tubing	Dec/94	105.8	105.2	105.2	105.2	105.2	105.2	105.2	106.5	106.5	106.3	106.3	106.3	106.3
0905	Petrochemical and paper mill	Dec/94	110.6	110.3	109.0	110.1	110.6	110.7	110.1	111.4	111.4	110.1	111.4	111.6	110.6
0907	Water/sewage treatment	Dec/94	105.2	105.2	105.2	105.2	105.2	105.2	105.2	105.2	105.2	105.2	105.2	105.2	105.2
0909	Other iron and steel pipe, tube and fitt	Dec/94	107.5	106.3	106.3	106.6	106.6	107.2	107.2	107.2	107.4	107.4	109.4	109.6	108.4
1075	Heat exchangers and condensers		174.7	172.6	172.9	172.9	173.0	173.0	173.0	175.5	176.6	176.7	176.9	177.0	176.9
1011	Bare tube heat exchangers		167.7	166.7	167.1	167.1	167.4	167.3	167.3	167.6	167.9	168.1	168.5	168.8	168.6
1012	Fin tube heat exchangers		177.1	174.3	174.5	174.5	174.5	174.5	174.5	179.5	179.8	179.8	179.7	179.7	179.7
1076	Fabricated steel plate		145.8	145.4	145.4	145.4	145.6	146.2	146.4	146.4	146.2	146.2	145.7	145.2	145.0
1077	Steel power boilers		136.9	136.7	135.9	135.9	136.4	136.4	136.4	137.0	138.3	138.5	137.1	137.1	137.1
1079	Prefabricated metal buildings		148.1	145.0	145.0	145.1	146.9	147.1	147.6	148.4	149.7	150.4	150.6	150.6	150.6
01	Prefab. metal bldg systems, ex. farm svcs		144.6	141.1	141.1	141.2	142.9	143.2	143.8	144.6	146.5	147.5	147.7	147.7	147.6
02	Other prefab. & portable metal buildings		154.3	153.8	153.8	154.0	154.4	154.4	154.4	154.6	154.3	154.4	154.4	154.4	154.4
03	Panels, parts, & sections for prefab bldgs		137.7	131.6	131.6	131.7	137.8	138.3	138.4	141.2	140.2	140.2	140.4	140.4	140.3
108	Miscellaneous metal products		128.6	128.5	128.6	128.3	128.4	128.5	128.5	128.7	128.7	128.6	128.4	129.1	129.1
1081	Bolts, nuts, screws, rivets, and washers		128.4	128.3	128.4	128.4	128.3	128.2	128.7	128.5	128.5	128.4	128.2	128.2	128.2
02	Externally thread. fasteners, ex. aircraft	Jun/82	115.2	115.4	115.2	115.3	115.4	115.2	115.3	115.1	115.1	115.0	115.0	114.9	114.9
0206	Hex bolts	Jun/82	100.5	100.4	100.4	100.4	101.0	101.0	101.5	100.5	100.5	100.3	100.0	99.9	99.9
0231	Cap screws		150.0	149.7	149.7	149.7	149.6	150.2	150.2	150.2	150.2	150.2	150.2	149.8	149.8
0236	Tapping screws		119.5	119.5	119.5	119.5	119.5	119.5	119.5	119.5	119.5	119.5	119.5	119.5	119.5
0262	Other metal bolts, inc. sq., round, plow	Dec/99	100.3	100.3	100.3	100.3	100.3	100.3	100.3	100.3	100.3	100.3	100.3	100.3	100.3
0263	Other external threaded metal fasteners,	Dec/99	98.9	99.7	99.3	99.5	99.6	98.9	98.9	98.6	98.6	98.6	98.6	98.4	98.4
03	Internally thread. fasteners, ex. aircraft	Jun/82	99.6	100.7	100.7	100.4	99.7	99.6	99.6	99.5	99.4	99.4	98.8	98.8	98.9
04	Nonthreaded fasteners, except aircraft	Jun/82	123.5	123.3	123.3	123.2	123.2	123.2	123.7	123.7	123.7	123.7	123.6	123.6	123.6
05	Aircraft-aerospace fasteners	Jun/82	188.4	187.8	187.8	187.8	187.7	187.7	189.1	188.9	188.9	188.9	188.9	188.9	188.9
06	Other formed fasteners	Jun/82	136.8	134.7	136.4	136.4	136.4	136.4	137.9	137.9	137.9	137.4	136.8	136.8	136.8
1083	Lighting fixtures		136.6	137.0	137.3	137.2	136.3	136.4	136.6	136.9	137.0	136.6	135.7	135.9	135.9
02	Residential		147.0	147.4	147.4	147.4	147.2	147.2	147.2	147.0	147.2	146.0	146.2	146.5	146.5
03	Commercial/institutional or industrial		139.5	140.1	140.6	140.3	138.7	138.9	138.9	138.9	139.6	139.2	139.4	139.9	139.8
0307	Other commercial incand. fixtures, incl.		111.4	112.1	113.6	112.5	110.8	111.2	111.5	111.2	110.8	110.8	110.8	111.2	110.8
0311	Commercial H.I.D. fixtures, mercury and		150.7	145.6	151.1	151.1	151.1	151.1	151.1	151.1	151.1	151.1	151.1	151.1	151.1
0321	Commercial fluor. fixtures, recessed air		132.8	134.4	134.4	134.4	132.3	132.3	132.3	132.3	132.3	132.3	132.3	132.3	132.3
0323	Commercial fluor. fixtures, recessed non		114.0	114.4	114.4	114.4	113.5	113.5	113.5	113.3	114.1	113.1	113.6	115.5	114.9
0325	Commercial fluorescent strip lights		127.8	131.7	130.2	130.2	127.0	127.0	127.0	127.0	127.0	127.0	127.0	126.1	125.7
0333	Commercial fluorescent fixtures, surface		171.7	171.7	171.7	171.7	171.7	171.7	171.7	171.7	171.7	171.7	171.7	171.7	171.7
0338	Other commercial fluor. fixtures, incl.		154.0	152.4	152.4	152.4	152.4	152.4	152.4	153.8	153.8	156.0	157.5	159.8	159.8
0345	Component or renewal parts for commercia		136.8	133.0	136.0	138.1	133.8	135.3	134.1	137.2	142.4	138.9	137.2	137.0	138.8
0361	Industrial fluorescent fixtures, general		128.5	131.2	131.2	131.2	127.7	127.7	127.7	127.7	127.7	127.7	127.5	127.3	127.3
04	Vehicular		119.8	119.9	119.9	119.9	119.2	119.2	119.9	120.6	119.7	119.7	119.7	119.6	119.7
0401	Motor vehicle lighting	Dec/83	100.8	101.4	101.4	101.3	100.4	100.4	100.7	101.3	100.5	100.5	100.5	100.5	100.6
0402	All other vehicular lighting equipment	Dec/83	166.4	159.9	159.8	159.8	163.3	160.3	170.4	170.4	170.4	170.4	170.4	169.0	169.0
0403	Component and renewal parts	Dec/99	108.7	108.6	108.6	108.6	108.7	108.7	108.7	108.7	108.7	108.7	108.7	108.7	108.7

See footnotes at the end of the table.

Table 4. Producer price indexes for commodity groups, subgroups, product classes, and individual items, 2002¹--Continued
(1982=100 unless otherwise indicated)

Code	Commodity	Other index base	Ann. Avg.	Jan.	Feb.	Mar.	Apr.	May	June	July	Aug.	Sep.	Oct.	Nov.	Dec.
1083	Lighting fixtures (Cont'd)														
05	Lighting equipment, n.e.c.		139.2	139.8	140.0	140.0	139.8	140.0	140.0	140.4	140.4	140.1	136.4	136.7	136.6
0522	Outdoor lighting equipment, including pa	Jun/85	126.2	125.6	125.9	125.9	126.0	126.3	126.5	126.5	126.5	126.5	126.0	126.2	126.3
0524	Other electric and non-electric lighting	Jun/85	105.2	107.0	107.1	107.1	106.6	106.7	106.3	107.0	107.1	106.6	100.2	100.5	100.1
1085	Ammunition, except for small arms	Dec/85	126.5	125.5	125.5	125.5	125.5	126.3	127.2	127.2	127.2	127.2	127.2	127.0	126.9
1086	Ordnance and accessories, n.e.c.	Dec/85	154.8	150.3	156.0	156.0	156.0	154.8	154.8	154.8	154.8	154.8	154.9	154.9	154.9
1088	Fabricated ferrous wire products	Jun/82	129.7	129.3	129.2	129.2	129.1	129.8	129.9	130.0	130.1	129.9	130.0	130.0	129.7
01	Ferrous wire rope, cable and strand	Jun/82	129.4	128.8	128.2	128.2	128.7	129.4	128.9	128.9	129.3	130.0	130.7	131.1	131.1
02	Steel nails and spikes	Jun/82	114.1	114.7	114.7	114.7	114.7	114.7	114.9	114.9	114.9	112.5	112.5	113.1	112.8
06	Steel fencing and fence gates	Jun/82	124.1	122.2	122.2	121.9	122.5	127.3	123.8	125.8	125.6	125.7	126.2	123.3	122.5
07	Ferrous wire cloth, other woven wire prod.	Jun/82	125.0	127.7	127.7	127.8	126.3	124.3	124.3	124.3	123.8	123.9	123.3	123.2	123.1
09	Other fabricated ferrous wire products	Jun/82	134.3	133.9	133.9	134.1	133.7	134.0	134.8	134.8	134.8	134.5	134.3	134.5	134.3
1089	Other miscellaneous metal products		126.8	126.8	126.7	126.4	126.6	126.6	126.6	126.8	126.7	126.8	126.5	127.6	127.6
02	Hot formed springs		116.9	116.8	117.0	117.0	117.2	117.0	116.9	116.9	116.9	116.9	116.9	116.9	116.9
0217	Replacement leaf springs for motor vehic		109.4	108.4	108.9	108.9	109.7	109.7	109.7	109.7	109.7	109.7	109.7	109.7	109.7
0225	Locomotive, railroad car & other helical		120.2	122.1	122.1	122.1	122.1	120.5	119.1	119.1	119.1	119.1	119.1	119.1	119.1
03	Cold formed springs		114.2	113.8	113.8	113.8	114.3	114.3	114.3	114.3	114.3	114.3	114.3	114.3	114.3
0311	Cold formed flat springs made of sheet &		115.5	115.5	115.5	115.5	115.5	115.5	115.5	115.5	115.5	115.5	115.5	115.5	115.5
04	Wire springs		126.2	126.2	126.1	126.1	126.1	125.8	126.1	126.1	126.3	126.4	126.3	126.2	126.2
0424	Precision mechanical springs		132.7	132.7	132.5	132.6	132.6	132.1	132.8	132.8	132.8	133.1	132.8	132.8	132.8
0425	Other wire springs	Dec/82	118.4	118.5	118.5	118.4	118.4	118.2	118.2	118.2	118.6	118.6	118.6	118.4	118.4
05	Other metal products		127.0	127.0	126.8	126.5	126.9	126.8	126.7	126.8	126.8	126.9	126.4	127.9	127.9
0506	Original equipment automobile stampings		106.8	106.7	106.5	106.4	106.4	106.2	106.2	106.5	106.6	106.7	105.8	108.7	109.0
0508	Replacement part automotive stampings	Dec/82	131.4	126.1	126.1	126.1	133.3	133.3	133.3	133.1	133.1	133.1	133.1	133.1	133.2
0521	Automotive screw machine products	Dec/83	126.4	126.6	126.9	126.9	126.9	126.9	126.9	126.9	126.9	126.7	126.7	125.3	125.3
0522	Other screw machine products	Dec/83	134.4	134.7	134.4	134.4	134.4	134.5	134.5	134.6	134.5	134.3	134.3	134.3	134.2
0534	Industrial wire cloth	Jun/83	87.6	87.9	88.8	86.9	86.9	86.7	87.5	88.1	87.3	87.0	87.6	88.4	87.9
0557	Metal ladders, including ladder accessor	Dec/91	102.6	103.2	102.5	102.5	102.5	102.5	102.5	102.5	102.5	102.5	103.0	103.0	102.5
0564	Metal powders, paste, and flake	Jun/85	153.9	153.6	153.6	153.3	153.5	153.9	154.4	154.6	154.3	154.2	153.9	154.1	154.0
0566	Other primary metal prods. (nails/brads/	Jun/85	158.0	158.0	157.4	157.2	157.3	157.8	158.6	158.6	158.6	158.6	158.6	158.6	157.2
0571	Powder metallurgy parts, ex. bearing, ge	Dec/91	104.1	104.7	104.8	104.1	104.2	104.3	104.5	104.4	104.6	103.8	103.7	103.2	103.3
0589	Other fabricated metal products	Jun/85	133.7	135.1	135.3	134.1	134.2	134.2	133.2	133.2	133.0	133.2	133.5	133.4	132.6
06	Metal crowns and closures	Dec/83	134.7	134.7	134.8	134.8	134.8	134.8	134.8	135.4	134.4	134.4	134.4	134.4	134.4
0621	Metal closures	Jun/02	(2)	(2)	(2)	(2)	(2)	(2)	100.0	100.5	99.7	99.7	99.7	99.7	99.7
07	Metal stampings n.e.c.	Jun/84	126.4	126.2	126.1	125.7	125.5	125.7	126.1	126.6	126.6	126.8	127.3	127.2	127.1
0701	Job stampings, non-automotive		137.4	137.2	137.1	136.6	136.4	136.7	137.2	137.4	137.4	137.7	138.6	138.6	138.6
0731	Other stamped and pressed metal end prod	Jun/84	131.3	131.1	130.8	130.7	130.7	130.7	130.6	132.1	132.1	132.1	131.9	131.6	131.2
08	Metal foil and leaf	Dec/84	113.5	113.3	113.3	113.4	113.9	114.1	113.9	113.9	113.1	113.1	113.1	113.6	113.4
0801	Converted unmounted alum. foil packaging	Dec/84	109.6	109.7	109.7	109.7	109.7	109.7	(2)	109.7	109.1	109.0	109.0	110.6	109.9
0811	Laminated aluminum foil rolls and sheets	Dec/84	114.4	113.9	114.0	114.3	115.0	115.4	115.1	115.1	114.1	114.1	114.1	114.1	114.1
0821	Converted unmounted alum. foil for nonpk	Dec/84	127.1	127.1	127.1	127.1	127.1	127.1	127.1	127.1	127.1	127.1	127.1	127.1	127.1
109	Metal treatment services	Dec/84	134.0	133.7	133.7	133.7	133.7	133.9	134.0	134.1	134.3	134.4	134.4	134.4	134.3
1091	Metal treatment services														
01	Metal plating and polishing	Dec/84	152.2	151.1	151.1	151.4	151.6	151.7	151.7	152.1	152.9	153.1	153.2	153.1	153.2
02	Metal coating and allied services	Dec/84	123.4	123.4	123.4	123.1	123.1	123.5	123.6	123.6	123.5	123.5	123.5	123.4	123.3
03	Metal heat treating	Jun/85	117.8	117.9	117.9	117.8	117.8	117.6	117.6	117.6	117.6	117.9	118.0	118.0	118.0
0332	Metal heat treating - Middle Atlantic	Jun/85	130.9	130.9	130.9	130.9	130.9	130.9	130.9	130.9	130.9	130.9	130.9	130.9	130.9
0333	Metal heat treating - South Central	Jun/85	121.6	122.2	122.2	122.1	122.1	121.0	121.1	120.7	120.7	121.7	121.7	121.8	121.8
0334	Metal heat-treating - Michigan	Jun/85	110.4	110.2	110.2	110.2	110.2	110.2	110.2	110.2	110.7	110.7	110.7	110.7	110.7
0335	Metal heat treating - Southeast	Jun/85	104.1	104.1	104.1	104.1	104.1	104.1	104.1	104.1	104.1	104.1	104.1	104.1	104.1
0336	Metal heat treating - North Central	Jun/85	118.9	118.7	118.7	118.7	118.7	118.7	118.7	118.7	118.7	118.7	119.5	119.4	119.4

See footnotes at the end of the table.

Table 4. Producer price indexes for commodity groups, subgroups, product classes, and individual items, 2002¹--Continued
(1982=100 unless otherwise indicated)

Code	Commodity	Other index base	Ann. Avg.	Jan.	Feb.	Mar.	Apr.	May	June	July	Aug.	Sep.	Oct.	Nov.	Dec.
1091	Metal treatment services (Cont'd)														
0337	Metal heat treating - Pacific Coast	Jun/85	118.9	119.0	118.9	118.9	118.9	118.9	118.9	118.9	118.9	118.9	118.9	118.9	118.9
0338	Metal heat treating - Southwest	Jun/85	109.5	109.5	109.5	109.5	109.5	109.5	109.5	109.5	109.5	109.5	109.5	109.5	109.5
0339	Metal heat treating - New England	Jun/90	105.3	105.2	105.2	105.2	105.2	105.2	105.2	105.2	105.2	105.7	105.6	105.6	105.6
11	Machinery and equipment		122.9	123.3	123.3	123.4	123.2	123.0	122.9	122.7	122.7	122.7	122.5	122.5	122.3
111	Agricultural machinery and equipment		158.5	157.6	157.8	158.1	158.2	158.3	158.2	158.6	158.6	158.9	159.2	159.4	159.7
1111	Farm and garden tractors		143.6	143.5	143.5	143.6	143.7	143.5	143.5	143.5	143.6	143.6	143.6	143.7	143.8
02	Farm tractors, wheel type	Dec/82	150.4	150.3	150.3	150.6	150.6	150.3	150.3	150.3	150.3	150.3	150.3	150.4	150.4
0201	Farm tractors, two wheel drive		162.0	162.0	162.0	162.2	162.2	161.9	161.9	161.9	161.9	161.9	161.9	161.9	161.9
0211	Farm tractors, four wheel drive	Dec/82	131.0	130.7	130.7	131.0	131.0	131.0	131.0	131.0	131.0	131.0	131.0	131.2	131.2
05	Garden tractors		169.8	169.1	169.1	169.1	169.1	169.1	169.1	169.1	170.7	170.7	170.7	170.7	170.7
52	Farm tractor parts and attachments	Dec/82	130.8	130.6	130.6	130.6	130.8	130.8	130.8	130.8	130.8	130.8	130.8	131.2	131.5
5211	Parts		134.8	134.5	134.5	134.5	134.8	134.8	134.8	134.8	134.8	134.8	134.8	135.2	134.9
1112	Agricultural machinery excl. tractors		162.0	161.0	161.1	161.5	161.6	161.8	161.4	161.8	161.9	162.4	162.9	163.2	163.0
01	Plows		149.9	149.5	149.5	149.2	149.5	149.5	149.5	150.2	150.2	150.2	150.5	150.5	150.5
02	Harrows, rollers, and stalk cutters		156.4	155.0	155.0	155.0	155.0	156.4	156.4	156.9	156.9	156.4	157.9	157.9	157.9
0211	Stalk shredders and cutters	Dec/82	165.1	164.6	164.6	164.6	164.6	165.3	165.3	166.3	166.3	164.2	165.0	165.0	165.0
0213	Harrows, combination tillage, tractors,	Dec/94	108.4	106.8	106.8	106.8	106.8	108.3	108.3	108.3	108.3	109.0	110.5	110.5	110.5
03	Planting, seeding, and fertilizing mach.		147.8	147.2	147.2	147.6	147.6	147.6	145.8	147.6	148.0	148.7	148.4	149.2	148.8
0311	Planting and seeding machinery	Dec/82	135.4	134.6	134.6	135.0	135.0	135.0	133.2	136.3	136.7	136.7	136.1	(2)	(2)
0321	Fertilizing machinery	Dec/82	159.8	159.2	159.2	159.6	159.6	159.6	157.4	157.8	158.2	160.6	160.8	163.2	162.7
0331	Other planting, seeding, fertilizing mac	Dec/94	104.1	104.0	104.0	104.2	104.3	104.3	103.9	104.1	104.1	103.9	103.7	104.4	104.1
05	Sprayers and dusters		158.1	159.1	159.1	159.1	159.1	159.1	156.1	156.6	157.0	156.9	157.3	159.0	(2)
06	Harvesting machinery		181.1	179.8	179.8	180.9	180.9	180.9	180.9	180.9	180.9	181.9	181.9	182.1	182.1
07	Haying machinery		154.9	154.4	154.4	154.5	154.5	154.5	154.5	154.5	154.5	155.7	156.0	156.0	155.8
08	Crop preparation machinery		155.7	153.4	154.1	154.8	155.5	156.9	156.9	156.9	156.9	156.9	156.9	156.9	152.2
11	Farm wagons & other farm transport equip.		160.3	158.4	158.6	160.1	160.4	160.6	160.8	160.8	160.8	160.8	160.8	160.8	160.8
12	Commercial turf and grounds mowing equip.	Dec/82	156.7	155.7	155.7	155.7	155.7	155.7	155.7	155.7	156.1	156.1	156.8	158.7	159.6
13	Comm. turf & grounds care eq., parts & att	Jun/83	200.7	199.2	199.9	199.9	199.9	199.9	199.9	203.1	203.1	201.7	201.2	200.4	200.4
51	Parts for farm machinery, excl. tractors		140.0	139.2	139.8	139.3	139.7	139.7	139.7	139.5	139.3	139.3	141.5	141.8	141.7
52	Attachments, farm machinery, ex. tractors	Dec/82	156.9	156.6	156.6	156.6	156.6	156.7	156.7	156.7	156.7	157.1	157.1	(2)	157.7
1113	Agricultural equipment		151.7	148.9	149.5	150.2	150.3	150.5	151.8	152.8	152.4	152.5	152.4	152.6	156.3
02	Barnyard and hog equipment		140.7	136.7	137.8	137.8	137.8	138.6	142.0	142.7	142.7	143.0	143.0	143.0	143.0
0231	Barn and barnyard equipment	Dec/82	137.6	133.6	134.0	134.0	134.0	134.0	139.3	140.2	140.2	140.6	140.6	140.6	140.6
0241	Hog equipment	Dec/82	147.5	143.7	146.0	146.0	146.0	148.4	148.4	148.7	148.7	148.7	148.7	148.7	148.7
03	Water systems		138.6	137.7	138.6	138.3	138.7	138.6	138.3	139.0	138.7	138.9	139.1	138.7	138.5
51	Parts, agricultural equipment	Dec/82	172.9	171.9	173.0	172.8	172.8	173.2	172.9	172.9	172.9	172.7	172.3	173.8	173.8
112	Construction machinery and equipment		151.1	149.1	149.2	151.2	151.4	151.3	151.3	151.4	151.4	151.5	151.5	151.7	151.7
112A	Tractors and attachments, ex. parts	Dec/99	101.3	101.0	100.9	100.9	101.1	101.1	101.2	101.3	101.3	101.5	101.5	101.7	101.7
01	Wheel type		139.9	140.7	139.6	139.6	139.6	139.8	139.8	139.8	139.8	139.8	139.8	139.8	140.0
02	Crawler type		173.0	171.4	171.4	171.4	172.9	172.9	172.9	172.9	172.9	174.3	174.3	174.3	174.3
03	Tractor attachments, ex. parts	Dec/99	100.5	100.2	100.2	100.2	100.1	100.1	100.1	100.6	100.6	100.6	101.0	101.0	100.9
04	Tractor shovel loaders		147.0	146.7	146.7	146.7	146.7	146.7	146.9	147.1	147.1	147.1	147.1	147.5	147.5
112B	Power cranes, excavators & equipment	Dec/99	105.4	99.2	99.2	107.2	107.5	106.7	106.7	106.3	106.3	106.3	106.3	106.3	106.4
112C	Mixers, pavers, spreaders, etc.		143.8	143.5	144.1	143.9	143.9	143.9	143.9	143.9	143.9	143.8	143.8	143.8	143.8
112D	Off-highway, equipment, ex. parts	Dec/99	103.0	102.9	102.9	102.9	102.9	102.9	102.9	102.9	103.1	103.1	103.1	103.3	103.3

See footnotes at the end of the table.

Table 4. Producer price indexes for commodity groups, subgroups, product classes, and individual items, 2002¹--Continued
(1982=100 unless otherwise indicated)

Code	Commodity	Other index base	Ann. Avg.	Jan.	Feb.	Mar.	Apr.	May	June	July	Aug.	Sep.	Oct.	Nov.	Dec.
112F	Other construction machinery, ex. part	Dec/99	104.4	103.8	104.1	104.1	104.1	104.5	104.5	104.5	104.4	104.4	104.6	104.6	104.8
112G	Parts for construction machinery	Dec/99	100.0	99.5	99.6	99.8	99.8	100.0	99.9	100.3	100.2	100.3	100.3	100.3	100.3
112H	Portable air compressors		124.0	123.6	123.6	123.7	123.7	123.7	123.7	124.5	124.5	124.3	124.3	124.3	124.3
113	Metalworking machinery and equipment		150.3	150.4	150.4	150.3	150.0	150.2	150.1	150.5	150.5	150.4	150.2	150.2	150.2
113A	Metalworking machinery n. e. c.	Jun/83	170.5	170.3	170.3	170.3	170.3	170.3	170.3	170.2	170.7	170.8	170.8	171.0	170.3
01	Assembly machines	Jun/83	157.2	157.0	156.9	156.9	156.9	156.9	156.9	157.1	157.5	157.7	157.7	157.7	157.5
02	Other metalworking machinery	Jun/83	184.3	184.4	184.6	184.6	184.6	184.5	184.5	183.6	184.3	184.3	184.4	185.0	182.9
113B	Rolling mill machinery	Dec/87	146.0	145.4	145.7	145.7	145.7	145.7	145.7	146.1	146.1	146.4	146.4	146.4	146.4
1132	Power driven hand tools		144.6	145.0	144.9	144.9	144.9	144.9	144.9	144.9	144.1	144.1	144.1	144.1	144.2
06	Power hand tools, electric/battery powered	Jun/86	129.9	130.4	130.4	130.4	130.4	130.4	130.4	130.4	129.3	129.3	129.3	129.3	129.3
08	Power hand tools, pneumatic/hydr./powder	Jun/86	153.5	153.9	153.4	153.4	153.4	153.4	153.4	153.4	153.4	153.4	153.4	153.4	153.5
1133	Welding machines and equipment		174.8	174.0	174.3	174.8	175.3	175.5	175.3	175.1	175.2	174.6	174.6	174.4	174.4
01	Arc welding mach., components ex electrode		169.4	168.2	168.4	168.8	169.6	169.9	169.9	169.8	169.8	169.8	169.8	169.1	169.1
02	Resistance welders, components & electrode		159.6	158.5	158.5	158.5	160.1	160.1	160.1	160.0	160.0	160.0	159.9	159.9	159.9
03	Arc welding electrodes		193.2	192.5	192.6	193.9	193.8	194.1	193.5	194.0	194.2	192.2	192.4	192.5	192.7
04	Gas welding machines and equipment		167.3	167.0	167.2	167.2	167.3	167.5	167.5	167.5	167.5	167.2	167.2	167.2	167.2
06	Other welding machines and equipment	Dec/00	99.4	99.6	100.3	100.1	100.1	100.1	100.1	98.8	98.7	98.7	98.7	98.7	98.7
1134	Industrial process furnaces and ovens		157.6	157.3	157.3	157.4	157.4	157.5	157.8	157.8	157.7	157.7	157.8	158.1	157.9
01	Electric, excluding induction & dielectric		157.9	157.7	157.7	157.7	157.7	157.7	158.0	158.0	158.0	158.0	158.0	158.3	158.3
0108	Electric furnaces	Dec/86	134.0	133.9	133.9	133.9	133.9	133.9	133.9	133.9	133.9	133.9	133.9	134.2	134.2
0109	Electric industrial ovens and kilns, inc	Dec/86	154.1	152.0	152.0	152.0	152.0	152.0	155.6	155.6	155.6	155.6	155.6	155.6	155.6
02	Fuel-fired		153.5	153.0	153.0	153.0	153.0	153.4	153.4	153.4	153.4	153.4	154.0	154.0	154.0
0218	Fuel fired furnaces, including parts and	Dec/86	155.4	155.0	155.0	155.0	155.0	155.4	155.4	155.4	155.4	155.4	156.0	156.0	156.0
05	Otr. indus. elec. heat. units; parts/attac		164.5	164.1	164.0	164.5	164.5	164.5	164.9	164.9	164.5	164.5	164.4	165.0	164.4
0543	Parts and attachments, incl. electric he		142.3	141.0	140.8	142.4	142.4	142.4	142.6	142.6	142.6	142.6	142.5	142.5	142.5
0545	Other industrial electric heating units		187.6	187.5	187.5	187.5	187.5	187.5	188.0	188.0	187.3	187.3	187.3	188.3	187.3
1135	Cutting tools and accessories		145.1	144.8	144.7	144.7	144.8	144.8	145.4	145.4	145.2	145.2	145.3	145.4	145.4
01	Small cutting tools		136.8	136.8	136.6	136.6	136.8	136.8	137.0	137.0	136.7	136.6	136.6	136.8	136.8
02	Precision measuring tools		157.7	157.3	157.5	157.5	157.5	157.5	157.5	157.5	157.5	157.5	158.3	158.3	158.3
03	Metalworking power saw blades	Jun/83	184.3	176.2	176.8	176.8	176.8	176.8	189.7	189.7	189.7	189.7	189.7	189.7	189.7
0327	Bandsaw blade	Jun/83	181.9	168.8	169.7	169.7	169.7	169.7	190.7	190.7	190.7	190.7	190.7	190.7	190.7
0328	Circular saw blades	Jun/89	126.5	126.4	126.4	126.4	126.4	126.5	126.5	126.5	126.5	126.5	126.5	126.5	126.5
04	Other power saw blades	Jun/83	143.6	143.7	143.7	143.7	143.7	143.7	143.7	143.7	143.7	143.7	143.0	143.0	143.0
05	Other machine tool attachments & acc.	Jun/83	153.7	153.8	153.8	153.8	153.7	153.7	153.4	153.4	153.4	153.4	153.8	153.8	153.8
1136	Abrasive products		140.9	141.1	141.0	140.5	140.2	141.7	139.7	140.3	141.6	141.1	140.8	141.1	142.2
01	Nonmetallic sized abrasives		78.6	76.2	76.1	78.8	77.6	83.0	73.5	76.5	82.0	79.8	78.5	77.6	83.0
03	Nonmet. bonded abrasives and diamond wheel		143.8	144.1	143.9	143.8	143.7	143.7	143.7	143.7	143.8	143.8	143.8	143.8	143.7
05	Nonmetallic coated abrasive products		179.3	180.7	180.7	178.0	178.0	178.9	179.0	178.9	178.9	178.9	178.9	180.2	180.2
31	Metal abrasives, including scouring pads		(2)	122.1	122.3	122.6	122.6	(2)	(2)	122.6	(2)	(2)	(2)	(2)	(2)
1137	Metal cutting machine tools		152.4	153.6	153.7	153.3	151.7	151.5	151.7	153.6	153.6	153.7	151.2	150.6	150.6
13	Grinding machines		174.0	172.7	172.7	174.3	174.3	174.3	174.3	174.3	174.3	174.3	174.3	174.3	174.3
14	Lathes		154.7	154.7	154.7	154.7	154.7	154.7	154.7	154.7	154.7	154.7	154.7	154.7	154.7
15	Milling machines		(2)	158.6	(2)	(2)	(2)	(2)	(2)	(2)	(2)	(2)	(2)	(2)	(2)
16	Multi-function machines, n/c		133.3	137.3	137.3	137.3	136.2	136.2	136.2	136.2	136.2	136.2	124.8	122.9	122.9
18	Station type machines	Jun/83	156.9	167.4	167.4	163.2	152.7	152.7	154.4	154.4	154.4	154.4	154.4	153.7	153.7
19	Other metal cutting machine tools		156.9	158.6	159.9	159.4	158.2	156.3	156.3	156.3	156.3	156.3	155.4	154.8	154.8
45	Rebuilt metal cutting machine tools	Jun/88	143.8	144.7	144.7	144.7	144.7	144.7	144.7	144.7	144.7	144.7	141.9	141.9	(2)

See footnotes at the end of the table.

Table 4. Producer price indexes for commodity groups, subgroups, product classes, and individual items, 2002¹--Continued
(1982=100 unless otherwise indicated)

Code	Commodity	Other index base	Ann. Avg.	Jan.	Feb.	Mar.	Apr.	May	June	July	Aug.	Sep.	Oct.	Nov.	Dec.
1137	Metal cutting machine tools (Cont'd)														
51	Parts for metal cutting machine tools		119.9	111.2	111.2	111.2	111.2	111.2	111.2	127.1	127.1	129.3	129.3	129.3	129.6
1138	Metal forming machine tools		166.8	165.6	166.4	166.4	166.4	166.9	166.9	166.9	167.3	167.3	167.3	167.3	167.3
21	Punching, bending and forming machines		138.7	138.3	138.5	138.5	138.6	138.8	138.8	138.8	138.8	138.8	138.8	138.8	138.8
2108	Punching machinery	Dec/86	130.6	130.6	130.6	130.6	130.6	130.6	130.6	130.6	130.6	130.6	130.6	(2)	(2)
2119	Other bending/forming machines, includin	Dec/86	146.1	145.2	145.8	145.8	146.3	146.3	146.3	146.3	146.3	146.3	146.3	146.3	146.3
22	Shearing machines		155.6	150.2	150.2	150.2	150.7	158.1	158.1	157.8	157.8	158.6	158.6	158.6	158.6
23	Presses		178.7	178.7	178.7	178.7	178.7	178.7	178.7	178.7	178.7	178.8	178.8	178.8	178.8
2308	Mechanical presses	Dec/86	174.6	174.6	174.6	174.6	174.6	174.6	174.6	174.6	174.6	174.6	174.6	174.6	174.6
2313	Other hydraulic presses		137.7	137.5	137.5	137.5	137.5	137.5	137.5	137.5	137.5	138.2	138.2	138.2	138.2
25	Other metal forming machines		192.4	191.7	191.7	191.7	191.7	191.7	191.7	191.7	193.3	193.3	193.3	193.3	193.3
2508	Other metal forming mach. tools, inc. re	Dec/86	177.8	177.1	177.1	177.1	177.1	177.1	177.1	177.1	178.8	178.8	178.8	178.8	178.8
51	Parts for metal forming machine tools		159.5	156.8	159.8	159.8	159.8	159.8	159.8	159.8	159.8	159.8	159.8	159.8	159.8
1139	Tools, dies, jigs, fixtures & ind. molds		140.6	141.0	140.8	140.8	140.3	140.3	140.1	140.7	140.6	140.6	140.5	140.5	140.5
01	Special dies, tools, jigs, and fixtures		151.5	151.5	151.4	151.4	150.9	150.9	150.9	151.9	151.9	151.9	151.9	151.9	151.9
0101	Jigs/fixtures, gauging/checking, 1,000 l		143.5	143.5	143.5	143.5	143.5	143.5	143.5	143.5	143.5	143.5	143.5	143.5	143.5
0102	Jigs/fixtures, gauging/checking, under 1	Jun/94	100.0	100.0	100.0	100.0	100.0	100.0	100.0	100.0	100.0	100.0	100.0	(2)	(2)
0103	Jigs/fixtures; other types, under 1000 l		212.2	211.5	211.5	211.5	211.5	211.5	211.5	211.5	211.5	211.5	214.1	214.1	214.1
0107	Forming and drawing dies, 500 lbs. and u		131.9	131.9	131.9	131.9	131.9	131.9	131.9	131.9	131.9	131.9	131.9	131.9	131.9
0109	Forming and drawing dies, over 3000 lbs.		151.5	157.5	155.5	155.5	151.6	151.6	150.1	150.1	150.1	150.1	148.5	148.5	148.5
0111	Stamping dies, progressive type, high sp		108.3	108.3	108.3	108.3	108.3	108.3	108.3	108.3	108.3	108.3	108.3	108.3	108.3
0114	All other stamping-type dies		132.9	132.9	132.9	132.9	132.9	132.9	132.9	132.9	132.9	132.9	132.9	132.9	132.9
0121	All other dies		157.9	158.0	158.0	158.0	158.0	158.0	157.9	157.9	157.8	157.8	157.7	157.7	157.7
0122	Die sets	Dec/86	136.0	150.7	150.7	150.7	130.8	130.8	130.8	131.3	131.3	131.3	131.3	(2)	(2)
0125	Other components and parts for dies		136.9	136.3	136.3	136.3	137.1	137.1	137.1	137.1	137.1	137.1	137.1	137.1	137.1
0129	Other specially designed tooling and pro	Dec/86	138.3	136.5	136.5	136.5	136.7	136.7	140.1	140.1	140.1	140.1	140.1	140.1	140.1
03	Industrial molds		125.2	126.3	126.0	126.0	125.3	125.3	125.0	124.9	124.8	124.8	124.6	124.6	124.5
0301	Die casting molds		137.0	137.0	137.0	137.0	137.0	137.0	137.0	137.0	137.0	137.0	137.0	137.0	137.0
0305	Injection molds for plastic products		119.2	120.2	119.7	119.7	119.3	119.3	119.1	119.1	119.1	119.1	118.6	118.6	118.6
0306	Other molds for plastic products	Dec/86	119.4	119.4	119.4	119.4	119.4	119.4	119.4	119.4	119.4	119.4	119.4	119.4	119.4
0313	Components and parts for molds		119.9	124.6	124.6	124.6	121.3	121.3	121.3	117.4	116.6	116.6	116.6	116.6	116.6
0316	Foundry molds, except ingot molds	Dec/86	112.5	112.5	112.5	112.5	112.5	112.5	112.5	112.5	112.5	112.5	112.5	112.5	112.5
0319	All other molds made of metal	Jun/94	101.8	104.9	104.9	104.9	102.0	102.0	102.0	102.0	99.7	99.7	99.7	99.7	99.7
114	General purpose machinery and equipment		154.2	153.7	154.0	154.0	154.0	153.9	154.0	154.4	154.4	154.5	154.5	154.5	154.7
1141	Pumps, compressors, and equipment		161.0	160.1	160.3	160.4	160.7	160.7	160.9	161.1	161.4	161.5	161.4	161.4	161.6
02	Industrial pumps		172.4	171.9	172.3	172.1	172.7	172.4	172.3	172.4	172.1	172.9	172.7	172.7	172.2
03	Stationary air compressors		140.4	140.5	140.5	140.5	140.5	140.6	140.6	140.6	140.3	140.3	140.3	140.3	140.3
04	Gas compressors		164.5	163.6	163.5	163.4	164.6	164.6	164.6	165.5	164.8	164.8	164.7	164.7	164.7
07	Air/gas compress. & vac. pump pts./attach.	Jun/84	144.4	143.5	143.3	143.3	144.6	144.6	144.6	144.9	144.8	144.8	144.8	144.8	144.8
08	Industrial spraying equipment	Jun/84	145.6	144.5	144.5	144.5	144.5	144.5	144.5	144.5	148.4	146.8	146.8	146.8	146.8
09	Measuring & dispensing pumps	Jun/84	143.7	141.2	141.7	142.8	144.8	144.8	144.1	144.1	144.4	144.4	144.4	144.5	147.3
0901	Gasoline dispensing pumps, computing typ	Jun/84	110.4	109.9	109.9	109.9	109.9	109.9	109.9	109.9	110.0	110.0	110.0	110.1	114.9
0903	Lubricating-oil and grease dispensing eq	Jun/84	175.4	175.4	175.4	175.4	175.4	175.4	175.4	175.4	175.4	175.4	175.4	175.4	175.4
0905	Other measuring and dispensing pumps	Jun/84	162.2	157.5	158.6	160.8	160.8	160.8	163.5	163.5	164.0	164.0	164.2	164.2	164.2
11	Other compressors and vacuum pumps	Dec/98	100.3	100.2	100.3	100.3	100.3	100.3	100.3	100.3	100.2	100.2	100.2	100.2	100.2
12	Other pumps, including parts	Dec/83	175.5	174.7	175.2	175.2	175.0	175.1	175.5	175.9	175.9	176.1	175.8	175.9	175.7
1211	Parts and attachments for pumps	Dec/83	186.5	185.1	186.3	186.3	185.7	185.9	186.5	186.9	187.1	187.3	186.9	187.1	186.7
1215	All other pumps, inc. sump, oil well & o	Dec/97	105.4	105.5	105.1	105.1	105.3	105.3	105.4	105.6	105.5	105.6	105.5	105.4	105.4
1142	Elevators, escalators, and other lifts		120.0	120.5	120.2	120.2	120.2	120.2	120.2	119.7	119.7	119.6	119.6	119.6	119.6
01	Elevators & escalators		115.8	116.5	116.1	116.1	116.1	116.1	116.1	115.4	115.6	115.5	115.4	115.4	115.4
0105	Hydraulic passenger elevators		125.8	126.7	126.3	126.3	126.3	126.3	126.3	125.5	125.5	125.2	125.0	125.0	125.0
0109	Other non-farm elevators, including dumb		137.2	137.2	137.2	137.2	137.2	137.2	137.2	137.2	137.2	137.2	137.2	137.2	137.2

See footnotes at the end of the table.

Table 4. Producer price indexes for commodity groups, subgroups, product classes, and individual items, 2002¹--Continued
(1982=100 unless otherwise indicated)

Code	Commodity	Other index base	Ann. Avg.	Jan.	Feb.	Mar.	Apr.	May	June	July	Aug.	Sep.	Oct.	Nov.	Dec.
1142	Elevators, escalators, and other lifts														
02	Elevator and escalator parts & attachments		142.5	142.7	142.7	142.7	142.7	142.7	142.7	142.7	142.2	142.2	142.2	142.2	142.2
1143	Fluid power equipment		162.0	161.6	162.0	161.8	161.9	161.9	161.8	162.2	162.2	162.2	162.3	162.3	162.4
01	Fluid power pumps and parts		161.3	161.0	161.0	161.0	161.1	161.1	161.3	161.2	161.6	161.4	161.4	161.4	161.5
02	Fluid power valves		164.2	164.4	164.8	164.8	164.6	164.5	164.3	164.3	164.1	164.1	163.7	163.7	163.7
03	Fluid power accum/cushions/cyls. & parts		153.7	153.3	153.7	153.7	153.7	153.7	153.5	153.5	153.6	153.8	153.8	153.8	154.0
0312	Non-aerospace hydraulic fluid power cyli	Jun/98	103.2	103.1	103.3	103.3	103.3	103.3	103.1	103.1	103.1	103.1	103.1	103.1	103.2
0313	Non-aerospace pneumatic fluid power cyli	Jun/98	106.9	106.2	106.9	106.9	106.9	106.9	106.9	106.9	106.9	106.9	106.9	106.9	107.4
0315	Parts for hydraulic & pneumatic cylinder	Jun/98	105.9	105.5	105.5	105.5	105.5	105.5	105.5	105.5	105.5	106.6	106.6	106.6	106.6
04	Fluid power hose and tube fittings		171.6	170.1	170.7	170.2	170.5	170.4	170.5	172.2	172.2	172.6	173.3	173.3	173.3
05	Parts for fluid power valves	Jun/91	130.2	131.7	131.7	131.7	132.1	131.9	131.8	131.1	130.3	127.5	127.5	127.5	127.5
1144	Industrial material handling equipment		136.9	137.2	137.3	137.2	136.9	136.3	136.3	136.8	137.0	136.9	137.0	137.1	137.3
02	Conveying equipment		139.7	139.9	140.1	140.0	140.5	139.2	139.2	139.4	139.4	139.4	139.6	139.8	139.6
0212	Unit handling convey/convey sys hoists/f	Jun/84	130.1	130.8	131.0	131.1	131.6	129.5	129.5	129.5	129.6	129.6	129.8	129.8	129.6
0214	Parts/acces. for unit handling conveyors	Jun/84	144.3	143.4	143.6	143.6	143.8	144.1	144.1	144.5	144.5	144.5	145.2	145.2	145.1
0216	Bulk mtl hndlg conveyors & conveying sy	Jun/84	136.1	135.8	135.9	135.7	136.0	136.0	136.0	136.3	136.3	136.3	136.4	136.5	136.5
0218	Pts & access for bulk mtl hdlg conveyors	Jun/84	165.6	164.9	164.9	164.9	165.4	165.4	165.4	165.4	165.4	165.4	165.5	167.4	167.4
03	Industrial trucks and tractors		128.2	128.7	128.7	128.6	127.4	127.4	127.4	128.3	128.4	128.4	128.4	128.4	128.9
0353	Work trucks w/lifting & handling equip.	Jun/02	(2)	(2)	(2)	(2)	(2)	(2)	100.0	102.6	102.9	102.9	102.9	102.9	103.2
0356	Work trucks w/lifting & handling equip n	Jun/02	(2)	(2)	(2)	(2)	(2)	(2)	100.0	100.0	100.1	99.9	99.9	99.9	100.3
0357	Work trucks without lifting & handling e	Jun/02	(2)	(2)	(2)	(2)	(2)	(2)	100.0	100.0	100.1	100.1	100.1	100.1	101.4
0358	Bulk powered material moving equipment	Jun/02	(2)	(2)	(2)	(2)	(2)	(2)	100.0	100.1	100.1	100.2	100.2	100.2	100.4
0378	Parts, attachments, and accessories	Dec/86	(2)	132.2	132.2	132.2	132.1	132.1	132.4	(2)	(2)	(2)	(2)	(2)	(2)
04	Hoists, cranes and stacking machines		155.3	154.8	154.8	154.7	154.7	154.7	155.0	155.0	155.9	155.9	155.9	155.9	156.1
0481	Hoists, including parts	Dec/84	153.9	153.2	153.2	153.2	153.2	153.2	153.5	153.5	154.7	154.7	154.7	154.7	154.9
0485	Cranes, including parts	Dec/84	142.6	142.5	142.5	142.3	142.3	142.3	142.5	142.5	142.9	142.9	142.9	142.9	142.9
1145	Mechanical power transmission equipment		169.5	169.1	169.2	169.5	169.3	169.2	169.5	169.5	169.5	169.4	169.8	169.8	170.4
01	Speed changers, drives, gears		172.7	172.7	172.7	172.8	172.4	172.4	172.5	172.5	172.5	172.4	172.9	173.3	173.5
0106	Speed reducers, fixed ratio, enclosed	Dec/83	206.5	206.6	206.9	207.1	205.8	205.8	205.9	205.9	205.9	206.2	207.0	207.2	207.6
0107	Gear motors	Dec/83	167.3	167.1	167.1	167.1	167.1	167.1	167.1	167.1	167.1	167.5	167.5	167.5	167.5
0108	Loose gear, pinions and racks	Dec/83	137.5	137.6	137.5	137.5	137.5	137.5	137.5	137.5	137.5	136.9	137.5	138.0	138.0
0109	Mechanical-variable speed changers	Dec/83	138.7	138.7	138.7	138.7	138.7	138.7	138.7	138.7	138.7	138.7	138.7	138.7	138.7
0112	Industrial high speed drives	Dec/83	157.4	156.2	156.2	156.2	156.2	156.2	156.9	156.9	156.9	156.9	156.9	161.8	161.8
0114	Parts/components for speed changers,	Dec/83	193.5	193.5	193.5	193.5	193.5	193.5	193.5	193.5	193.5	193.5	193.5	193.5	193.5
02	Other power transmission equipment	Dec/84	157.3	156.6	156.8	157.1	157.1	157.0	157.4	157.4	157.4	157.2	157.6	157.3	158.2
0201	Plain bearings and bushings	Dec/84	132.2	132.2	132.2	132.2	132.1	132.1	132.1	132.1	132.0	132.0	132.3	132.3	132.3
0202	Clutches	Dec/84	172.4	172.4	172.4	172.4	172.5	171.6	172.1	172.1	172.1	172.1	172.1	173.6	173.6
0203	Flexible couplings	Dec/84	157.2	155.3	155.3	155.6	155.6	155.6	158.6	158.6	158.6	158.1	158.1	158.1	158.1
0204	Chains for sprocket drives	Dec/84	165.1	165.1	166.1	166.1	166.1	166.1	166.1	166.1	166.1	166.1	166.1	160.9	160.9
0205	Sprockets	Dec/84	135.1	134.3	134.3	134.7	134.7	134.7	134.7	134.7	134.7	134.7	134.7	137.6	137.6
0206	Pulleys	Dec/84	167.7	164.7	165.2	166.1	166.1	166.1	166.1	166.1	166.1	166.1	173.4	173.4	173.4
0209	Other power transmission equipment, incl	Dec/84	162.0	161.8	162.0	162.0	162.0	162.0	162.0	162.0	162.0	161.6	162.2	162.2	162.2
0211	Universal joints, ball joints, drives &	Jun/89	130.2	128.5	128.6	129.8	129.8	129.8	129.9	130.0	130.1	130.1	130.1	130.1	135.2
1146	Scales and balances		119.0	118.1	118.3	118.3	119.4	119.1	119.1	119.1	119.1	119.1	119.3	119.3	119.3
11	Vehicle and industrial scales	Dec/91	114.8	113.4	115.0	115.0	115.0	115.0	114.9	114.9	115.0	115.0	115.0	115.0	115.0
1133	Bench and portable scales		144.7	144.7	144.7	144.7	144.7	144.9	144.9	144.9	144.7	144.7	144.7	144.7	144.7
1135	Motor truck and railroad track scales	Dec/94	100.9	101.0	101.0	101.0	101.0	101.0	101.0	100.9	100.9	100.9	100.9	100.9	100.9
1137	Misc. industrial scales		134.6	132.2	134.8	134.8	134.8	134.8	134.8	134.8	134.8	134.8	134.8	134.8	134.8
12	Retail, commercial, household, & mail scal	Dec/91	107.9	107.8	107.8	107.8	108.5	107.6	107.6	107.6	107.6	107.6	108.4	108.4	108.4
13	Parts, attachments, and accessories	Dec/91	101.7	101.5	98.3	98.3	102.6	102.6	102.6	102.6	102.6	102.6	102.3	102.3	102.3
1344	Parts		87.8	95.8	88.1	88.1	87.1	87.1	87.1	87.1	87.1	87.1	86.4	86.4	86.4
1147	Fans and blowers, except portable		152.5	152.3	151.8	152.0	152.3	151.6	152.0	152.4	152.5	153.1	153.2	153.1	154.0

See footnotes at the end of the table.

Table 4. Producer price indexes for commodity groups, subgroups, product classes, and individual items, 2002¹--Continued
(1982=100 unless otherwise indicated)

Code	Commodity	Other index base	Ann. Avg.	Jan.	Feb.	Mar.	Apr.	May	June	July	Aug.	Sep.	Oct.	Nov.	Dec.
1147	Fans and blowers, except portable (Cont'd)														
0141	Centrifugal fans and blowers	Dec/83	151.4	151.5	150.3	150.6	150.5	148.8	149.9	151.6	150.8	152.3	152.3	152.6	155.0
0142	Propeller fans and accessories	Dec/83	180.5	181.6	181.2	181.5	181.2	180.7	180.4	179.9	179.7	179.8	180.6	179.7	180.1
0143	Dust collection & air purification equip	Dec/83	143.1	142.1	142.1	142.2	143.0	143.0	143.0	142.9	143.7	143.9	143.8	143.6	143.6
0144	Dust collection and a/c equip.	Dec/83	137.9	(2)	137.6	137.6	137.6	137.6	137.6	137.6	138.3	138.3	138.3	138.3	138.4
1148	Air conditioning and refrigeration equip		136.9	136.1	136.6	136.5	136.7	136.6	136.9	137.3	137.4	137.3	137.1	136.9	137.0
01	Heat transfer equipment		149.1	149.6	149.6	149.6	149.2	148.7	149.0	149.3	149.3	149.4	149.5	148.2	148.1
02	Unitary air conditioners		128.3	126.9	127.2	127.2	127.4	127.4	127.6	129.6	129.6	129.6	128.9	129.0	129.0
03	Commercial refrigeration equipment		165.7	166.0	166.0	166.0	166.2	165.5	165.6	165.6	165.6	165.5	165.6	165.5	165.6
04	Refrigerant compressors		115.2	114.7	115.2	115.1	115.3	115.5	115.7	115.4	115.4	115.2	115.0	115.1	115.0
05	Refrigeration condensing units		145.9	145.6	146.4	146.1	145.4	145.2	145.3	145.3	145.4	146.2	146.4	146.6	146.8
06	Other a/c and refrigeration equipment		143.0	140.3	143.8	141.7	142.7	142.1	143.3	141.2	143.5	143.8	144.9	142.7	146.2
09	Parts & accessories for a/c & refrig. equi	Dec/89	111.4	110.5	111.5	111.5	111.7	111.7	111.7	111.8	111.2	111.2	111.3	111.3	111.3
1149	Miscellaneous general purpose equipment		170.6	169.9	170.2	170.3	170.2	170.3	170.5	171.1	170.7	170.9	170.9	170.9	171.1
02	Metal valves, except fluid power	Dec/82	167.2	166.1	166.3	166.7	166.9	167.0	166.9	167.3	167.4	167.3	168.0	168.1	168.2
0201	Gates, globes, angles, and checks	Dec/82	184.0	181.7	181.7	184.0	184.0	184.0	183.9	184.5	184.6	184.6	184.8	184.8	184.8
0202	Ball valves	Dec/82	158.4	158.2	158.6	158.0	158.3	158.7	158.3	158.1	158.2	158.2	158.8	158.8	158.8
0203	Butterfly valves	Dec/82	134.2	133.8	133.8	133.8	133.8	133.8	133.8	134.4	134.4	134.4	134.8	134.8	134.8
0204	Plug valves	Dec/82	137.5	136.1	136.4	136.4	136.4	136.4	136.4	137.6	137.6	137.6	139.8	139.8	139.2
0205	Plumbing and heating valves (low pressur	Dec/82	154.6	154.3	154.5	154.4	154.5	154.6	154.6	154.6	154.6	154.6	154.8	155.0	155.0
0208	Solenoid valves	Dec/82	171.2	169.8	170.2	170.6	171.0	171.4	171.4	171.4	171.4	171.4	171.4	171.9	172.2
0209	Other valves	Dec/82	170.8	169.9	170.7	169.7	170.4	170.3	170.3	170.6	171.0	170.1	172.0	172.0	172.1
0211	Automatic valves	Dec/98	103.3	102.6	102.8	102.8	102.9	102.9	102.9	103.4	103.4	103.5	103.9	103.9	104.2
03	Metal pipe fittings, flanges, and unions	Dec/82	208.4	209.2	209.8	208.1	208.6	208.6	208.6	(2)	208.6	207.7	207.6	207.6	207.6
05	Ball and roller bearings		170.0	170.0	169.9	169.9	169.1	169.0	169.6	170.3	170.3	170.4	170.3	170.4	170.7
0516	Double row annular ball bearings	Jun/83	105.4	106.1	105.9	105.9	105.9	104.1	104.1	105.8	105.8	105.4	105.4	105.4	105.4
0518	Angular contact ball bearings	Jun/83	192.4	190.9	190.9	191.0	191.0	191.0	191.0	194.0	194.0	194.0	193.8	193.8	193.8
0526	Other single row conrad ball bearings, p	Jun/83	183.1	186.3	186.3	186.4	181.8	181.8	181.8	181.6	181.7	182.4	182.1	182.1	182.1
0534	Mounted bearings	Jun/83	203.4	202.7	202.7	202.7	202.7	202.7	202.7	203.5	203.5	203.5	203.5	205.2	205.2
0535	Ball and roller bearing parts and compon	Jun/83	158.3	155.4	155.4	155.4	155.2	155.2	160.7	160.6	160.1	160.1	160.2	160.2	160.7
0536	Thrust ball bearings	Jun/83	134.1	134.1	134.1	134.1	134.1	134.1	134.1	134.1	134.1	134.1	134.1	134.1	134.1
0537	Taper roller bearings	Jun/83	144.6	144.3	144.3	144.3	144.2	144.2	144.2	145.0	145.0	145.0	145.0	145.0	145.0
0538	Roller bearings, except taper	Jun/83	199.8	199.1	198.9	198.9	198.8	198.8	199.0	200.4	200.4	200.4	200.4	200.5	201.6
0539	Other ball bearings	Jun/89	128.8	129.6	129.6	128.4	128.4	128.7	128.7	128.8	128.9	128.9	128.9	128.9	128.9
07	Industrial patterns	Dec/84	131.0	130.1	130.3	130.4	130.7	130.7	130.6	132.0	132.0	132.0	132.0	130.7	130.9
08	Filters and strainers	Dec/84	162.2	161.2	161.8	162.1	162.2	162.2	162.2	163.6	161.4	162.8	162.3	162.5	162.5
11	Other miscellaneous general purpose equipm	Dec/84	156.8	155.8	156.2	156.5	156.8	157.0	157.3	157.4	157.1	157.2	156.7	156.6	156.8
115	Electronic computers and computer equipment	Dec/98	68.9	72.6	71.5	71.0	70.8	70.3	69.4	68.4	67.5	67.1	66.4	65.6	65.4
1151	Electronic computers	Dec/98	42.8	48.0	46.1	45.5	44.8	44.7	43.9	42.5	40.9	40.5	39.8	38.9	38.4
0111	Large-scale general purpose computers	Dec/98	38.6	44.6	42.5	40.3	39.7	39.7	37.9	37.7	37.4	36.5	36.1	35.6	35.6
0112	Mid-range general purpose computers	Dec/98	38.1	41.6	41.6	41.6	39.9	39.9	38.7	38.5	35.8	35.6	35.3	35.1	33.9
0114	Personal computers and workstations	Dec/98	38.0	42.5	40.0	39.8	40.1	40.1	40.0	37.7	36.3	36.0	35.2	34.5	34.1
0115	Portable computers	Dec/98	31.5	35.8	35.2	35.3	32.8	32.1	31.9	31.2	31.0	30.2	29.7	26.5	26.4
1152	Computer storage devices	Dec/98	57.1	64.2	63.4	62.8	61.3	58.9	56.3	54.9	54.4	54.3	52.4	51.0	51.2
01	Computer storage devices, except parts	Dec/98	56.8	63.9	63.1	62.5	61.0	58.7	56.0	54.6	54.1	54.0	52.1	50.8	51.0
1153	Computer terminals and parts	Dec/98	95.9	96.7	96.7	96.7	96.0	96.0	96.0	95.4	95.4	95.4	95.4	95.4	95.4
01	Computer terminals	Dec/98	97.5	97.9	97.9	97.9	97.9	97.9	97.9	97.2	97.2	97.2	97.2	97.2	97.2
02	Computer terminal parts, attachments, et	Dec/98	86.0	90.1	90.1	90.1	84.6	84.6	84.6	84.6	84.6	84.6	84.6	84.6	84.6
1154	Computer peripheral equipment and parts	Dec/98	96.6	96.0	95.8	95.9	97.0	97.0	96.9	97.1	97.1	96.8	96.7	96.5	96.6
02	Computer printers	Dec/98	91.9	92.7	92.4	92.6	92.3	92.3	92.1	92.1	92.0	91.5	91.3	90.6	91.1

See footnotes at the end of the table.

Table 4. Producer price indexes for commodity groups, subgroups, product classes, and individual items, 2002¹--Continued
(1982=100 unless otherwise indicated)

Code	Commodity	Other index base	Ann. Avg.	Jan.	Feb.	Mar.	Apr.	May	June	July	Aug.	Sep.	Oct.	Nov.	Dec.
1154	Computer peripheral equipment and parts														
05	Parts for computer peripheral equipment	Dec/98	103.7	98.5	98.5	98.5	105.8	105.8	105.8	105.8	105.8	105.1	105.1	105.1	104.8
06	All other peripheral equipment	Jun/99	99.4	99.3	99.4	99.4	99.2	99.2	99.2	99.6	99.6	99.6	99.6	99.6	99.6
116	Special industry machinery and equipment		165.5	165.1	165.5	165.6	165.7	165.7	165.4	165.4	165.1	165.3	165.6	165.6	165.8
1161	Food products machinery		180.5	180.3	180.4	180.8	180.8	180.8	180.2	180.6	180.7	180.7	180.5	179.9	180.3
01	Dairy industry machinery		185.9	185.9	185.9	185.9	185.9	185.9	185.9	185.9	185.9	185.9	185.9	185.9	185.9
04	Commercial food production machinery		171.8	172.2	172.2	172.6	172.6	172.6	171.3	171.3	171.3	171.3	171.3	171.3	171.3
05	Industrial food production machinery	Dec/83	171.9	171.0	171.3	171.7	171.7	171.7	171.7	172.7	172.8	172.8	172.4	171.2	172.0
1162	Textile machinery and equipment		157.0	157.2	157.4	157.4	156.8	156.8	156.7	156.7	156.7	156.8	157.0	157.1	157.2
12	Textile machinery	Jun/86	139.2	138.4	138.9	138.9	139.2	139.2	139.3	139.3	139.3	139.3	139.3	139.3	139.4
77	Textile machinery parts and attachments		161.7	164.3	163.7	163.8	160.8	160.8	160.5	160.5	160.5	160.7	161.3	161.6	161.6
1163	Woodworking machinery and equipment		147.0	145.8	146.6	147.0	147.0	147.0	147.0	147.0	147.0	147.0	147.5	147.5	147.5
01	Other than for home workshops		146.5	144.6	146.0	146.5	146.5	146.4	146.4	146.4	146.4	146.4	147.5	147.5	147.5
0101	Sawmill equipment		163.4	162.2	162.2	163.7	163.7	163.4	163.4	163.4	163.4	163.4	164.2	164.2	164.2
0103	Sawing machines, except sawmill equipmen		142.0	141.7	141.7	141.7	141.7	141.8	141.8	141.8	141.8	141.8	142.5	142.5	142.5
0104	Straight-line machinery: planers, sander		165.4	161.6	165.2	165.2	165.2	165.2	165.2	165.2	165.2	165.2	167.0	167.0	167.0
0106	Other woodworking machinery, incl. lathe		169.6	168.3	168.3	168.3	168.3	168.3	168.3	168.3	168.3	168.3	173.4	173.4	173.4
0108	All other parts, attachments, and access		132.7	132.3	132.3	132.3	132.4	132.4	132.4	132.4	132.4	132.4	133.6	133.6	133.6
05	Woodworking power saw blades		132.4	132.3	132.3	132.3	132.3	132.5	132.5	132.5	132.5	132.5	132.5	132.5	132.5
0525	Other woodworking power saw blades	Jun/83	129.6	129.6	129.6	129.6	129.6	129.6	129.6	129.6	129.6	129.6	129.6	129.6	129.6
1164	Paper industries machinery		168.9	167.7	167.7	168.2	168.4	168.4	169.1	169.1	169.5	169.5	169.6	169.6	169.6
0103	Pulp mill machinery	Jun/82	185.4	183.9	183.9	185.0	186.4	186.4	185.8	(2)	(2)	184.8	185.7	185.7	185.7
0105	Papermill machinery	Jun/82	158.5	157.5	157.4	157.9	157.9	157.8	158.8	158.8	159.3	159.3	159.3	159.3	159.3
0107	Paper and paperboard converting equipmen	Jun/82	193.5	192.1	192.6	193.2	193.4	193.4	193.4	193.4	193.5	193.9	194.3	194.3	194.3
1165	Printing trades machinery and equipment		143.7	142.9	143.1	143.4	143.1	143.5	143.5	143.9	144.1	144.1	144.1	144.1	144.1
01	Printing presses, offset, lithograph		156.6	156.6	156.6	156.6	156.6	156.6	156.6	156.6	156.6	156.6	156.6	156.6	156.6
05	Bookbinding machinery and equipment		177.2	173.8	173.8	174.2	174.2	178.0	178.0	179.1	179.2	179.2	179.2	179.2	179.2
06	Printing presses, other than lithographic	Dec/82	169.3	168.5	168.5	169.6	169.6	169.5	169.4	169.4	169.4	169.4	169.4	169.4	169.4
09	Other printing machinery and equipment	Dec/82	145.7	145.0	145.5	145.6	145.2	145.2	145.2	145.7	146.1	146.1	146.1	146.1	146.1
1166	Other special industry machinery		164.2	164.7	164.8	164.6	164.7	164.7	163.9	164.0	163.3	163.7	164.0	164.0	164.4
01	Rubberworking machinery		176.6	176.2	176.3	176.3	176.3	176.3	176.3	176.3	176.3	176.3	177.3	177.3	177.3
03	Plasticworking machinery		174.1	173.5	173.5	173.8	173.5	173.8	173.8	174.7	174.7	174.7	174.6	174.6	174.6
04	Chemical industry machinery		155.6	154.5	154.5	154.5	154.5	154.6	156.3	156.2	156.5	156.5	156.5	156.3	156.3
05	Automotive maintenance equipment	Jun/83	148.5	152.4	152.4	147.7	149.8	148.3	145.1	151.6	143.4	143.4	144.5	148.0	155.7
06	Miscellaneous industry machinery		163.6	164.2	164.3	164.3	164.3	164.3	163.4	163.4	162.6	163.0	163.4	163.3	163.4
0638	Semiconductor manufacturing equipment	Jun/87	129.9	130.2	130.2	130.2	130.2	130.2	128.7	128.9	129.2	129.8	130.4	130.2	130.2
0641	Printed circuit board manufacturing mach	Jun/01	97.0	97.4	97.4	97.4	97.4	97.4	97.4	97.4	96.3	96.7	96.7	96.8	95.8
0647	Special industry machinery & equipment &	Jun/01	100.0	100.5	100.5	100.5	100.6	100.6	100.7	100.0	99.1	99.2	99.2	99.2	99.5
1167	Packing and packaging machinery		189.8	189.0	189.0	188.5	189.0	189.5	190.1	190.1	190.0	189.9	189.9	191.2	191.2
01	Filling machinery		205.2	203.5	203.3	203.3	203.9	203.9	205.0	205.0	205.0	205.0	205.0	210.2	209.9
0103	Form-fill-seal machines		245.9	243.9	243.9	243.9	243.9	243.9	243.9	243.9	243.9	243.9	243.9	256.4	255.7
0108	Filling machines	Dec/83	160.4	159.1	158.8	158.8	159.6	159.6	161.0	161.0	161.0	161.0	161.0	162.2	162.2
03	Machinery for processing pkgs. & bottles		169.0	169.0	169.0	169.0	169.0	169.0	169.0	169.0	169.0	169.0	169.0	169.0	169.0
0302	Casing and cartoning machinery		184.4	184.4	184.4	184.4	184.4	184.4	184.4	184.4	184.4	184.4	184.4	184.4	184.4
0307	Labeling and coding machinery	Dec/83	148.5	148.5	148.5	148.5	148.5	148.5	148.5	148.5	148.5	148.4	148.4	148.4	148.4
04	Other packing & packaging machinery & pa	Dec/83	172.5	171.8	171.8	171.1	171.7	172.4	172.9	172.9	172.9	172.7	172.7	173.6	173.6
0401	Wrapping, banding, bundling and fastenin	Dec/83	161.7	167.4	167.4	161.9	161.9	161.9	160.0	160.0	160.0	160.0	160.0	160.0	160.0
0403	Parts for packing and packaging machiner	Dec/83	154.3	154.1	154.1	154.1	154.1	154.1	154.5	154.5	154.2	154.2	154.2	154.4	154.4
0404	Other packing and packaging machines	Dec/88	139.6	137.9	137.9	137.9	138.6	139.3	140.3	140.3	140.3	140.1	140.1	141.2	141.2

See footnotes at the end of the table.

Table 4. Producer price indexes for commodity groups, subgroups, product classes, and individual items, 2002¹--Continued
(1982=100 unless otherwise indicated)

Code	Commodity	Other index base	Ann. Avg.	Jan.	Feb.	Mar.	Apr.	May	June	July	Aug.	Sep.	Oct.	Nov.	Dec.
1168	Service industry machinery and parts	Jun/82	172.6	169.8	172.3	172.6	172.9	172.7	172.9	172.9	172.9	172.8	173.2	173.1	173.1
0101	Nonelectric commercial cooking equipment	Jun/82	218.5	214.6	215.4	218.4	218.4	218.4	218.4	219.4	219.4	219.4	219.5	220.3	220.3
0102	Electrical commercial cooking equipment	Jun/82	171.4	171.4	171.4	171.6	171.9	171.9	171.9	171.9	171.9	171.6	171.7	170.0	170.0
0104	Commercial floor maintenance machinery,	Jun/82	189.4	181.9	187.7	190.2	190.2	190.2	190.4	190.4	190.4	190.4	190.4	190.4	190.4
0111	Commercial and industrial vacuum cleaner	Jun/82	162.5	161.9	162.5	162.5	162.5	162.5	162.5	162.5	162.5	162.5	162.5	162.5	162.5
0114	Water softeners and water heaters	Dec/99	102.1	102.1	102.2	102.2	102.2	102.2	102.2	102.1	102.1	102.1	102.1	102.1	102.1
0117	All other industry/commercial service ma	Dec/99	105.1	102.6	105.1	105.1	105.4	105.1	105.4	105.2	105.2	105.2	105.6	105.8	105.8
0122	Parts and access. for commercial cooking	Dec/87	116.9	119.5	119.5	115.2	115.9	115.9	115.9	116.4	116.4	116.4	117.0	117.0	117.0
1169	Commercial laundry & dry cleaning equip.	Dec/82	171.2	169.9	169.9	171.0	171.6	171.6	171.6	171.6	171.6	171.6	171.6	171.6	171.6
01	Laundry equipment	Dec/82	178.3	177.6	177.6	177.7	178.7	178.7	178.5	178.6	178.6	178.5	178.5	178.5	178.5
0103	Washer-extractor combinations	Dec/82	176.4	175.0	175.0	175.0	177.2	177.2	177.0	176.8	176.8	176.8	176.8	176.8	176.8
0104	Drying tumblers	Dec/82	180.7	180.8	180.8	180.8	180.8	180.8	180.8	180.8	180.8	180.8	180.6	180.6	180.6
0105	Flatwork ironers	Dec/82	139.7	138.9	138.9	139.0	139.0	139.0	139.0	140.5	140.5	140.5	140.5	140.5	140.5
0107	Other commercial laundry equipment	Dec/82	198.5	197.7	197.7	198.3	198.3	198.3	198.3	198.9	198.9	198.9	198.9	198.9	198.9
02	Dry cleaning equipment	Dec/82	177.3	177.3	177.3	177.3	177.3	177.3	177.3	177.3	177.3	177.3	177.3	177.3	177.3
0203	Dry cleaning presses	Dec/82	189.7	189.7	189.7	189.7	189.7	189.7	189.7	189.7	189.7	189.7	189.7	189.7	189.7
0207	Other dry cleaning equipment	Jun/87	151.2	151.2	151.2	151.2	151.2	151.2	151.2	151.2	151.2	151.2	151.2	151.2	151.2
03	Parts, attachments, and accessories	Dec/82	124.9	120.2	120.2	125.8	125.8	125.8	125.8	125.8	125.8	125.8	125.8	125.8	125.8
117	Electrical machinery and equipment		116.3	116.9	116.9	117.1	116.6	116.4	116.4	116.0	116.1	116.1	115.8	115.8	115.4
1171	Wiring devices		153.8	152.2	152.9	153.0	153.6	154.0	154.7	155.2	155.2	155.4	153.7	153.2	152.4
01	Current carrying		130.4	129.9	130.2	130.0	130.8	130.6	130.5	130.6	130.3	130.5	130.5	130.4	130.1
0142	Convenience & power outlets, ex. pin & s	Dec/99	86.6	87.5	88.7	87.8	86.5	86.8	86.7	87.7	85.8	85.9	87.0	85.8	83.4
0143	Electric switches	Dec/99	95.6	95.7	95.7	95.7	95.7	95.7	95.7	95.7	95.6	95.4	95.4	95.4	95.4
0144	Wire connectors for electrical circuitry	Dec/99	102.7	100.9	101.0	101.0	103.7	103.3	103.1	103.0	103.6	103.6	103.5	103.4	103.3
0145	Lampholders	Dec/99	102.3	102.3	102.3	102.4	102.3	102.3	102.3	102.3	102.7	102.7	102.1	102.1	102.1
0146	Current carrying wiring devices, n.e.c.	Dec/99	99.1	99.6	99.8	99.7	98.9	98.9	98.9	98.9	98.9	98.9	98.9	98.9	98.9
02	Noncurrent carrying		184.8	181.4	182.9	183.3	183.6	184.9	186.9	188.3	188.6	188.8	184.3	183.3	181.7
0267	Stamped metal switch and receptacle box		195.4	195.4	195.4	195.4	195.4	195.4	195.4	195.4	195.4	195.4	195.4	195.4	195.4
0279	Fittings, except cast conduit body, cove		223.9	223.5	223.5	223.5	223.5	223.5	223.5	223.5	224.2	224.6	224.6	224.6	224.6
0282	Cable, cord and flexible conduit fitting	Jun/83	220.1	219.4	219.4	219.4	219.4	219.4	219.4	219.4	221.1	221.1	221.1	221.1	221.1
0285	Cast metal box, cover, gasket & access.		230.6	224.2	224.2	224.2	224.2	224.2	234.8	235.3	235.2	235.1	235.1	235.1	235.1
0286	Commercial pole and transmission line ha		165.9	165.6	165.5	166.2	166.3	165.8	165.8	166.0	165.5	165.4	166.5	166.5	166.1
0294	Flexible nonmetallic conduit	Dec/86	137.7	137.5	137.5	137.8	137.8	137.8	137.8	137.8	137.8	137.8	137.8	137.8	137.8
0298	Other noncurrent-carrying wiring devices		213.8	210.5	210.5	214.5	214.5	214.5	214.5	214.5	214.5	214.5	214.5	214.6	214.5
1172	Integrating and measuring instruments		148.0	148.4	148.5	148.5	147.0	147.1	147.3	148.0	148.2	147.6	148.4	148.4	148.4
04	Integrating instruments	Dec/83	103.1	103.1	103.1	103.1	103.1	103.1	103.1	103.1	103.1	103.1	103.1	103.1	103.1
05	Test equip.- elect. character. & signals	Dec/83	141.9	142.3	142.4	142.4	140.9	141.0	141.2	141.9	142.2	141.6	142.4	142.4	142.4
06	Indicating and recording instruments	Dec/83	151.7	153.4	153.4	154.1	154.1	154.1	154.1	154.1	148.6	148.6	148.6	148.6	148.6
1173	Motors, generators, motor generator sets		146.8	146.6	146.7	146.5	146.9	146.8	146.7	146.8	146.9	146.8	146.4	147.3	147.3
03	Fractional horsepower motors & generators	Jun/83	131.6	131.5	131.8	131.6	131.6	131.6	131.4	131.4	131.3	131.3	130.5	132.4	132.6
04	Integral horsepower motors	Jun/83	150.0	150.1	149.9	149.9	150.0	150.4	150.3	150.4	150.4	149.7	149.7	149.7	149.6
06	Integral horsepower motor-gen. sets	Jun/83	(2)	(2)	(2)	(2)	151.4	151.4	151.4	151.4	151.4	151.4	151.0	151.0	
08	Land transportation types	Jun/83	148.8	154.6	154.6	153.2	153.2	146.3	146.3	146.6	146.2	146.2	146.2	146.2	146.2
09	Parts and supplies	Jun/83	142.1	140.7	140.7	140.7	140.6	141.0	141.0	141.3	143.9	143.9	143.9	143.9	143.9
1174	Transformers and power regulators		131.7	132.0	132.0	131.5	131.7	131.9	131.9	131.4	131.4	131.4	131.4	131.2	132.3
02	Fluorescent lamp ballasts		121.2	122.4	122.4	122.0	122.0	122.0	122.0	119.8	119.8	119.8	119.8	119.8	122.0
09	Power & distribution transformers, ex pa	Dec/99	98.1	97.9	97.9	97.5	97.8	98.1	98.2	98.2	98.2	98.2	98.2	98.3	98.3
0999	Power and distribution transformers, ex.	Dec/99	98.1	97.9	97.9	97.5	97.8	98.1	98.2	98.2	98.2	98.2	98.2	98.3	98.3
11	Parts & all other transformers	Dec/99	101.0	101.4	101.4	101.0	101.0	101.0	101.0	100.9	100.7	100.7	100.7	100.1	101.7
1101	Commer./institutional/indus. gen/ pump.		163.0	163.7	163.7	163.7	163.7	163.7	163.5	163.0	161.5	161.4	161.1	158.9	168.2
1102	Specialty transformers, ex. fluorescent		86.7	86.8	86.8	86.8	86.8	86.8	86.8	86.8	86.8	86.8	86.8	86.3	86.7
1109	Power regulators, boosters, other transf	Dec/99	(2)	(2)	(2)	(2)	(2)	(2)	101.4	101.4	101.5	101.5	101.5	101.5	101.5

See footnotes at the end of the table.

Table 4. Producer price indexes for commodity groups, subgroups, product classes, and individual items, 2002¹--Continued
(1982=100 unless otherwise indicated)

Code	Commodity	Other index base	Ann. Avg.	Jan.	Feb.	Mar.	Apr.	May	June	July	Aug.	Sep.	Oct.	Nov.	Dec.
1175	Switchgear, switchboard, etc. equipment		158.4	158.5	158.4	158.5	159.2	158.6	158.9	157.1	157.3	157.4	158.2	159.2	160.1
07	Industrial controls		154.2	155.1	154.7	154.7	154.7	154.9	154.9	152.8	152.8	152.9	153.6	154.9	155.0
11	Switchgear, exc. ducts & contr. circuit relay	Jun/85	146.2	147.1	147.5	147.3	147.2	146.4	146.5	145.7	145.7	145.5	145.2	145.2	145.2
12	Power circuit breakers, all types	Jun/85	108.6	108.1	108.3	109.5	109.7	108.5	109.0	108.7	108.0	107.3	108.0	109.0	108.6
13	Panelboards & switching & interrupting devs	Jun/85	162.0	159.9	160.1	160.9	164.5	161.2	161.7	161.7	162.3	162.5	163.2	161.9	163.9
15	Molded case circuit breakers	Jun/85	146.8	145.7	144.9	144.1	146.7	145.5	147.0	141.6	143.6	144.9	148.7	151.0	158.2
18	Relays for switchgear & industrial control	Jun/90	152.4	151.6	151.6	151.6	151.6	151.6	151.6	151.6	151.6	151.6	151.6	156.6	156.6
1176	Communication and related equipment	Dec/85	107.6	109.3	108.7	108.8	107.9	107.9	107.7	106.9	107.1	107.4	106.7	106.8	106.2
01	Telephone and telegraph equipment	Dec/85	102.6	104.2	103.7	103.4	103.3	103.2	103.1	102.8	102.8	102.8	100.8	100.7	99.7
0112	Carrier line equipment and external mode	Dec/00	95.6	96.8	95.9	95.8	95.7	95.0	94.9	95.6	95.5	95.5	95.6	95.6	95.6
0121	Switching equipment	Dec/85	112.5	112.5	112.5	112.5	112.5	112.5	112.5	112.5	112.5	112.5	112.5	112.5	112.5
0141	Other telephone and telegraph apparatus	Dec/85	93.2	96.0	95.3	94.7	94.7	94.7	94.7	93.6	93.7	93.7	89.8	89.5	87.6
02	Radio & television communication equipment	Dec/85	110.2	111.9	111.3	111.5	110.2	110.3	110.1	109.0	109.2	109.8	109.8	109.9	109.6
0201	Broadcast, studio and related equipment	Dec/85	108.3	108.3	108.3	108.3	108.3	108.3	108.3	108.3	108.3	108.3	108.3	108.3	108.3
0202	Radio communication, fiber optics & rela	Dec/85	104.2	108.4	106.5	106.9	104.6	104.6	104.3	102.0	102.5	102.6	102.6	102.9	102.1
0203	Intercom, alarm & traffic control system	Dec/85	115.1	115.1	115.1	115.3	115.3	115.3	115.1	115.1	114.9	114.8	114.8	115.2	115.2
0205	Electronic warfare/missile/spec. vch1 &	Dec/85	94.8	92.7	95.1	95.1	95.1	95.1	95.1	95.0	95.0	95.0	95.0	95.0	94.9
0207	Navigation, recon. & surveillance system	Jun/99	105.6	106.3	106.1	106.4	105.0	105.9	105.5	105.4	105.4	105.4	105.4	105.1	105.1
0208	Radar, sonar, & other search sys., ex. 1	Jun/99	93.3	92.0	92.0	92.1	92.1	92.1	92.0	92.0	92.1	95.8	95.8	95.8	95.8
0211	Electronic systems and equipment, n.e.c.	Dec/00	100.3	100.7	100.7	100.7	100.8	99.9	99.9	99.9	99.9	99.9	100.1	100.7	100.7
1177	Electric lamps/bulbs and parts		132.2	131.0	132.1	132.6	131.9	134.3	133.9	133.4	133.9	132.1	130.7	131.2	129.7
01	Incandescent		147.1	148.6	149.3	149.6	147.7	149.6	147.2	146.9	146.9	146.0	145.4	143.9	144.5
02	Other than incandescent		114.1	109.3	111.1	112.1	112.7	116.2	118.0	117.3	118.5	115.2	112.5	115.6	111.0
0221	Flourescent, hot cathode	Dec/83	90.3	87.1	90.0	90.8	90.1	92.8	93.7	92.5	93.1	90.3	87.7	88.1	87.3
0222	Other electric discharge	Dec/83	113.9	106.7	103.2	104.2	109.0	112.9	116.4	118.3	120.9	118.1	119.6	127.5	112.6
1178	Electronic components and accessories		92.4	92.8	93.0	93.2	92.8	92.5	92.5	92.3	92.3	92.3	92.0	92.0	91.5
02	Cathode ray T.V. picture tube		74.2	76.7	76.5	76.5	77.0	72.9	73.5	72.9	72.9	73.1	72.7	73.2	73.0
03	Power, transmitter, special purpose tubes		179.9	178.5	178.5	178.5	178.6	178.6	178.6	178.6	178.6	180.2	183.5	183.5	183.5
11	Capacitors		137.0	143.2	138.3	138.3	138.3	138.3	138.0	135.5	135.5	135.5	134.8	134.4	134.4
1142	Tantalum electrolytic, fixed	Dec/92	163.8	164.6	164.6	164.6	164.6	164.6	163.2	163.2	163.2	163.2	163.2	163.2	163.2
1143	Aluminum electrolytic, fixed	Dec/92	104.2	105.1	105.1	105.1	105.1	105.1	105.1	105.1	105.1	105.1	105.1	99.8	(2)
1144	Single-layer, ceramic dielectric, fixed	Dec/92	106.7	106.7	106.7	106.7	106.7	106.7	106.7	106.7	106.7	106.7	106.7	106.7	106.7
1145	Multi-layer, ceramic dielectric, fixed	Dec/92	131.8	144.5	133.9	133.9	133.9	133.9	133.9	128.7	128.7	128.7	127.1	127.1	127.1
12	Resistors for electric applications		157.1	155.9	157.9	157.3	157.3	157.1	157.1	156.9	157.1	157.1	157.2	157.2	157.0
1201	Fixed, surface mounted, excluding carbon	Dec/96	89.2	88.3	88.4	88.2	89.2	89.1	89.2	89.4	89.6	89.8	89.8	89.8	89.7
1202	Fixed, having two leads, excluding carbo	Dec/96	111.4	114.2	112.9	112.5	111.8	111.2	110.9	110.5	110.5	109.9	110.3	111.0	111.0
1203	Resistor networks, having more than two	Dec/96	107.8	108.0	108.0	108.0	107.8	107.8	107.8	107.8	107.8	107.8	107.8	107.8	107.8
1204	Variable, non-wirewound	Dec/96	(2)	100.8	(2)	(2)	(2)	(2)	(2)	(2)	(2)	(2)	(2)	(2)	(2)
1205	Nonlinear resistors, inc. thermistors an	Dec/96	91.3	93.4	93.4	90.8	90.8	90.8	90.9	90.9	90.9	90.9	90.9	90.9	90.9
1209	Resistor parts and other resistors	Dec/96	128.9	127.5	127.7	128.2	128.6	128.9	129.3	128.7	129.8	130.4	130.3	129.3	128.2
21	Relays		177.8	176.8	176.2	176.2	178.5	178.5	178.3	178.2	177.7	177.7	179.6	179.6	179.6
22	Switches, mechanical (electronic appl.)	Jun/82	164.6	(2)	166.8	165.6	165.6	165.6	165.6	162.1	162.1	162.1	162.1	162.1	162.1
24	Connectors		148.1	147.4	147.1	147.1	147.0	148.7	148.6	148.7	148.6	148.6	148.5	148.3	148.6
2411	Coaxial connectors (radio frequency)		226.5	220.5	220.5	220.5	219.9	229.8	229.8	230.6	229.4	229.4	229.4	229.4	229.4
2421	Cylindrical connectors, h.d. and std.		162.4	162.5	162.5	162.5	162.5	162.5	162.5	162.5	162.5	162.5	162.2	162.2	162.2
2431	Rack and panel, integral shell		127.2	126.8	126.8	126.8	126.8	126.8	127.5	127.5	127.5	127.5	127.5	127.5	127.5
2432	Rack and panel, other		115.5	116.4	116.4	116.4	116.4	116.4	115.4	115.4	115.4	115.4	113.7	113.7	
2441	Printed circuit, card insertion		120.0	120.0	120.0	120.0	120.0	120.0	120.0	120.0	120.0	120.0	120.0	120.0	
2442	Printed circuit, two-piece type		121.7	122.8	122.8	122.8	122.8	122.8	121.2	121.2	121.2	121.2	121.2	119.9	119.9
2467	Miscellaneous special types		132.1	132.8	132.0	132.0	132.0	132.0	132.0	132.0	132.0	132.0	132.0	132.0	133.0
2471	Parts for connectors	Dec/86	115.5	115.7	115.7	115.7	115.5	115.5	115.5	115.5	115.5	115.5	115.5	115.5	115.5
25	Magnetic and optical recording media		58.7	59.2	59.2	59.2	59.2	59.2	59.2	58.1	58.0	58.1	58.1	58.2	58.2
28	Filters, crystals, and transducers	Jun/82	101.6	103.7	103.7	103.7	100.7	100.7	100.7	100.7	100.8	100.8	101.0	101.0	101.2
2891	Filters and piezoelectric devices	Jun/82	110.4	111.1	111.1	111.1	109.8	109.8	109.8	109.8	110.0	110.0	110.6	110.6	111.2
31	Diodes and rectifiers		110.1	110.0	110.0	110.0	110.0	110.0	110.0	110.0	108.9	110.2	110.6	110.6	110.6

See footnotes at the end of the table.

Table 4. Producer price indexes for commodity groups, subgroups, product classes, and individual items, 2002¹--Continued
(1982=100 unless otherwise indicated)

Code	Commodity	Other index base	Ann. Avg.	Jan.	Feb.	Mar.	Apr.	May	June	July	Aug.	Sep.	Oct.	Nov.	Dec.
1178	Electronic components and accessories (Cont'd)														
35	Transistors		69.3	69.2	68.8	68.8	68.9	68.9	68.7	68.8	68.9	70.6	70.6	70.0	69.3
37	Optoelectronic devices		87.8	88.0	87.9	87.9	87.9	87.9	87.9	87.9	87.9	88.3	88.3	86.6	86.6
42	Digital MOS integrated circuits	Dec/98	65.1	65.7	66.0	66.6	66.6	65.7	64.6	64.9	64.8	64.4	64.2	64.1	63.5
4221	MOS, memory	Dec/98	57.6	58.4	60.7	63.0	62.6	59.5	55.6	56.3	56.1	54.9	54.3	54.9	54.7
4223	Other MOS, incl. logic, MCU, and MPR	Dec/98	80.2	80.5	80.2	80.2	80.3	80.3	80.4	80.5	80.5	80.4	80.4	80.1	79.1
4225	Mos, microprocessors	Dec/00	42.9	56.8	51.1	49.6	49.3	46.7	40.4	40.3	40.0	37.4	37.4	33.4	32.7
45	Linear integrated circuits		84.7	85.4	85.4	85.4	85.4	85.4	85.2	85.2	85.2	85.2	85.2	85.2	78.4
46	Hybrid integrated circuits		98.3	101.9	101.9	95.7	97.4	97.4	98.2	98.2	98.1	98.1	97.4	97.4	97.4
48	Other semiconductor devices and parts		80.7	83.4	82.7	82.1	80.6	80.1	80.3	80.3	80.2	80.3	80.0	79.5	78.7
4815	Semiconductor dice and wafers		65.5	68.3	67.7	67.0	65.4	64.9	65.0	65.1	65.0	65.0	64.8	64.2	63.3
4817	Semiconductor parts (packages, other acc		124.5	125.5	124.5	124.5	124.5	124.5	124.4	124.4	124.4	124.4	124.4	124.2	124.1
49	Printed circuit boards														
4901	Printed circuit boards	Jun/82	102.7	103.9	103.4	103.2	103.2	102.5	102.5	102.5	102.3	102.4	102.4	102.2	102.5
53	Electronic transformers and coils	Jun/82	134.6	136.6	136.7	136.2	136.4	136.4	136.7	132.5	132.7	132.7	133.0	133.0	132.9
56	Other electronic components	Jun/00	100.3	99.7	100.2	100.4	100.3	100.3	100.4	100.4	100.5	100.5	100.4	100.4	99.9
57	MW components, ex tubes, semicon., antenna	Jun/82	156.1	155.5	155.5	155.5	155.5	155.5	154.7	154.7	154.7	154.7	158.9	158.9	158.9
61	Complex component assemb., packs, modules	Jun/82	109.2	108.7	109.6	111.0	110.7	109.6	109.7	109.2	108.8	108.8	107.5	107.9	108.9
1179	Miscellaneous electrical mach and equip		113.0	112.9	112.8	113.0	113.3	113.2	113.3	113.2	113.1	113.1	113.1	112.8	112.8
01	Storage batteries		106.9	106.9	106.9	106.6	107.6	107.2	107.5	107.0	107.2	106.9	106.9	106.9	106.3
0103	Lead acid batteries, 1.5 cubic foot or l	Dec/84	111.3	111.4	111.3	111.3	111.4	111.4	111.4	111.4	111.3	111.3	111.3	111.3	111.3
0104	Lead acid batteries, larger than 1.5 cub	Dec/84	136.6	136.4	136.3	135.0	140.0	138.2	139.5	136.8	138.1	136.6	136.5	132.2	133.8
0105	Storage batteries other than lead acid,	Dec/84	129.5	129.9	129.9	129.7	129.7	129.3	129.3	129.3	129.3	129.3	129.3	129.3	129.3
02	Primary batteries, dry and wet		168.4	168.4	168.4	168.4	168.4	168.4	168.4	168.4	168.4	168.4	168.4	168.4	168.4
0224	Primary cells/batteries, vol. 18.3 cu. i	Dec/92	119.1	119.1	119.1	119.1	119.1	119.1	119.1	119.1	119.1	119.1	119.1	119.1	119.1
0225	Primary cells/batteries, vol. more than	Dec/92	130.0	130.0	130.0	130.0	130.0	130.0	130.0	130.0	130.0	130.0	130.0	130.0	130.0
03	Carbon and graphite products		106.0	108.5	106.9	106.6	105.7	105.5	105.6	105.7	105.7	105.5	105.5	105.3	105.4
0324	Graphite electrodes		82.4	88.4	84.7	84.0	81.7	81.3	81.6	81.7	81.7	81.2	81.2	80.9	81.0
0333	Contacts, brushplates and brushes, excep	Jun/85	142.8	141.9	142.2	142.2	143.1	143.1	143.1	143.1	143.1	143.1	143.1	143.1	143.1
0341	Other carbon and graphite products, mech	Jun/85	147.7	147.7	147.7	147.7	147.7	147.7	147.7	147.7	147.7	147.7	147.7	147.7	147.7
0343	Other carbon and graphite products, non-	Jun/85	122.2	122.2	122.2	122.2	122.2	122.2	122.2	122.2	122.2	122.2	122.2	122.2	122.2
05	X-ray and electromedical equipment		100.9	100.7	100.5	100.7	101.2	101.2	101.2	101.2	101.0	101.0	100.9	100.5	100.5
0512	Irradiation equipment	Jun/85	113.3	111.9	112.3	112.4	114.2	114.2	113.9	113.9	113.9	113.9	113.9	112.5	112.6
0514	Diagnostic electromedical equipment	Jun/85	75.4	75.7	75.5	75.4	75.5	75.5	75.5	75.5	75.5	75.5	75.3	75.3	75.3
0516	Electrotherapeutic equipment	Jun/85	78.9	78.9	78.9	78.9	78.9	78.9	79.0	79.1	79.0	79.0	78.9	78.9	78.9
0518	Patient monitoring equipment	Jun/85	85.1	85.3	85.3	85.3	85.3	85.3	85.9	85.9	84.5	84.5	84.5	84.5	84.5
0519	Surgical support systems	Jun/90	98.3	98.9	97.0	98.3	98.3	98.3	98.3	98.3	98.3	98.3	98.3	98.3	98.3
0524	Parts and accessories for electromedical	Jun/85	121.5	121.5	120.4	122.8	122.5	122.5	121.5	121.5	121.5	121.0	121.0	120.6	120.6
06	Engine electrical equipment		125.2	124.9	124.9	125.1	125.3	125.3	125.3	125.3	125.1	125.3	125.4	125.3	125.3
0601	Cable sets and ignition wiring harnesses	Dec/82	132.9	133.4	133.5	133.5	133.5	133.5	133.5	133.5	132.1	132.1	132.1	132.1	132.1
0604	Starting motors	Dec/82	117.1	116.5	116.8	117.3	117.6	117.6	117.9	117.8	116.8	116.8	116.8	116.6	116.5
0605	Spark plugs	Dec/82	119.7	119.5	119.5	119.5	119.9	119.9	119.9	119.5	119.7	119.7	119.7	119.7	119.7
0607	Alternators, generators, and regulators	Jun/00	101.5	101.1	101.1	101.4	101.5	101.5	101.5	101.8	101.8	101.7	101.7	101.4	101.4
0608	Other complete engine electrical equipme	Jun/00	98.7	98.0	98.4	98.6	98.6	98.6	98.6	98.5	98.5	99.3	99.3	99.3	99.3
0609	Parts for engine electrical equipment	Jun/00	94.1	96.6	94.0	93.6	94.3	94.2	94.2	94.0	94.2	93.1	93.6	93.5	93.5
08	Porcelain electrical supplies, ex insulato	Dec/85	108.2	108.0	108.0	108.0	108.0	108.2	108.2	108.2	108.5	108.2	108.2	108.2	108.3
29	Electrical industrial apparatus, n.e.c.	Dec/85	116.9	115.4	115.9	116.8	116.8	117.1	117.1	117.4	117.4	117.3	117.3	117.3	117.2
2901	Industrial capacitors	Dec/85	86.5	87.0	86.5	86.5	86.5	86.5	86.4	86.4	86.4	86.4	86.4	86.4	86.4
2902	Rectifying apparatus	Dec/85	121.2	120.2	121.0	121.0	121.0	120.9	120.9	121.5	121.4	121.4	121.4	121.6	121.6
2903	Industrial coil windings & other misc. e	Dec/85	132.8	127.6	128.4	132.7	132.7	134.6	134.6	134.6	134.5	134.1	134.0	133.4	132.8
118	Miscellaneous instruments		154.5	154.0	154.1	154.0	154.2	154.3	154.4	154.3	154.7	154.8	155.1	155.3	155.3
1181	Environmental controls		145.2	145.8	145.2	145.2	144.8	144.9	144.9	144.9	144.9	144.9	145.0	145.4	145.9
01	Building comfort controls		156.7	157.7	156.8	156.8	156.2	156.4	156.4	156.4	156.4	156.4	156.6	156.5	157.3
02	Appliance regulation controls		119.7	119.7	119.6	119.6	119.5	119.5	119.4	119.4	119.4	119.4	119.4	120.7	120.7

See footnotes at the end of the table.

Table 4. Producer price indexes for commodity groups, subgroups, product classes, and individual items, 2002¹--Continued
(1982=100 unless otherwise indicated)

Code	Commodity	Other index base	Ann. Avg.	Jan.	Feb.	Mar.	Apr.	May	June	July	Aug.	Sep.	Oct.	Nov.	Dec.
1182	Process control instruments	Jun/83	160.4	159.5	159.8	159.7	159.8	159.7	160.0	160.0	160.9	161.0	161.2	161.4	161.6
0111	Display and control receiver type instru	Jun/83	152.2	150.9	152.8	152.8	152.8	151.6	151.6	151.6	151.6	151.8	151.9	151.8	154.9
0121	Temperature instruments, excl. receiver	Jun/83	158.4	155.6	156.0	156.0	156.3	156.3	156.3	156.3	156.1	161.2	161.2	161.2	162.2
0131	Pressure and draft instruments, excl. re	Jun/83	172.2	171.6	171.7	171.7	171.5	171.7	171.7	171.7	172.9	172.9	172.9	172.9	173.3
0141	Flow and liquid level instruments	Jun/83	144.0	144.1	144.0	143.7	143.9	143.6	143.9	143.9	144.0	144.0	143.9	144.2	144.2
0151	Continuous process gas & liquid analysis	Jun/83	143.1	141.9	141.9	142.5	142.4	142.3	142.3	142.6	142.6	143.5	145.2	145.2	145.2
0191	Other process control products and parts	Jun/83	180.9	180.0	180.7	180.6	180.6	180.7	181.4	181.4	181.3	181.3	181.1	181.2	181.2
1184	Fluid meters and counting devices	Dec/85	120.8	120.0	120.0	120.1	120.1	120.1	120.2	120.2	120.1	120.3	122.5	122.9	122.7
0102	Integrating & totalizing meters for gas	Dec/85	138.4	137.9	137.8	138.3	138.3	138.3	138.6	138.6	138.6	139.0	137.7	139.1	138.4
0103	Counting devices	Dec/85	136.6	136.4	136.4	136.4	136.4	136.4	136.7	136.8	136.8	136.8	136.8	136.8	136.9
0104	Motor vehicle indicating instruments	Dec/85	87.3	86.6	86.6	86.6	86.5	86.5	86.5	86.5	86.5	86.5	89.8	89.8	89.8
1185	Engineering and scientific instruments	Dec/85	163.3	162.1	162.2	162.3	162.8	162.8	163.1	163.0	164.1	164.2	164.3	164.3	164.4
01	Aeronautical, nautical, & navigational ins	Dec/85	173.0	172.4	172.0	172.2	172.6	172.6	172.6	171.7	173.9	174.0	174.0	174.0	174.0
02	Laboratory apparatus	Dec/85	158.0	156.0	156.7	156.6	157.5	157.5	158.4	158.6	158.6	158.7	158.9	158.9	159.1
03	Surveying/drafting instrs. & lab. furn.	Dec/85	133.9	132.8	132.8	132.8	132.8	132.8	132.8	135.0	135.0	135.0	135.0	135.0	134.8
0322	Laboratory furniture	Dec/91	132.2	129.6	129.6	129.6	129.6	129.6	129.6	134.8	134.8	134.8	134.8	134.8	134.3
0329	Surveying/drafting instruments	Dec/91	111.9	111.9	111.9	111.9	111.9	111.9	111.9	111.9	111.9	111.9	111.9	111.9	111.9
1186	Optical instruments and lenses	Dec/85	123.4	123.3	123.3	123.1	123.4	123.6	123.6	123.5	123.5	123.5	123.1	123.2	123.3
01	Sighting, tracking & fire-control equip.	Dec/85	115.4	114.9	115.0	115.0	116.3	116.3	115.1	115.2	115.4	115.4	115.4	115.4	115.4
02	Optical instruments and lenses	Dec/85	122.4	122.8	122.9	122.1	122.8	122.8	122.8	122.8	122.8	122.8	122.7	122.0	121.4
03	Laboratory analytical instruments	Dec/85	125.1	124.9	124.9	124.9	124.9	125.2	125.3	125.2	125.2	125.2	124.8	125.2	125.3
1189	Measuring & controlling devices, n.e.c.	Jun/85	138.6	138.0	138.5	138.5	138.5	138.7	138.6	138.6	138.7	139.0	139.0	139.0	138.5
01	Aircraft engine instruments	Jun/85	135.6	132.3	135.9	135.9	135.9	135.9	135.9	134.9	134.5	136.9	136.9	136.9	134.9
02	Phys. prop. & kinematic test, insp. & meas e	Jun/85	140.5	140.2	140.2	140.2	140.1	140.5	140.5	140.5	140.5	140.7	140.7	140.7	140.7
03	Comm. meteorological & general purpose ins	Jun/85	144.2	144.1	144.1	144.2	144.2	144.2	144.2	144.3	144.3	144.3	144.3	144.3	143.5
04	Nuclear radiation detect. & monitoring inst	Jun/85	135.9	135.6	135.6	135.6	135.6	135.6	135.6	136.3	136.3	136.3	136.3	136.3	136.3
119	Miscellaneous machinery		136.4	135.9	136.2	136.2	136.4	136.3	136.3	136.3	136.3	136.5	136.8	137.0	136.6
1191	Oil field and gas field machinery		135.8	135.4	135.5	135.8	135.8	135.8	135.8	135.8	135.8	136.0	136.0	136.0	136.0
02	Oil field and gas field drilling machinery		146.5	146.2	146.2	146.6	146.6	146.4	146.4	146.4	146.4	146.7	146.7	146.7	146.7
0227	Tungsten-carbide insert bits		220.9	218.3	218.3	221.4	221.4	221.4	221.4	221.4	221.4	221.4	221.4	221.4	221.4
0228	Steel-toothed bits		236.3	230.2	230.2	237.5	237.5	237.5	237.5	237.5	237.5	237.5	237.5	237.5	237.5
0234	Cementing, floating, guiding, and shoe e		136.0	135.2	135.2	135.2	135.2	135.2	135.2	135.2	135.2	137.8	137.8	137.8	137.8
0251	Other rotary drilling surface equipment	Dec/86	167.5	166.2	167.5	167.6	167.6	167.6	167.6	167.6	167.6	167.6	167.6	167.6	167.6
0252	Other rotary subsurface drilling equipme	Dec/86	119.0	118.9	118.9	118.9	118.9	118.9	119.1	119.1	119.1	119.1	119.1	119.1	119.1
0256	Other oil and gas field drilling equipme	Dec/86	153.6	155.4	154.4	154.4	154.4	153.0	153.0	153.0	153.0	153.0	153.0	153.0	153.0
04	Oil field and gas field production machine		119.6	119.1	119.4	119.4	119.4	119.8	119.8	119.8	119.8	119.8	119.8	119.8	119.8
0403	Christmas tree assemblies, casing and tu		111.0	111.0	111.0	111.0	111.0	111.0	111.0	111.0	111.0	111.0	111.0	111.0	111.0
0414	Pumping units and other surface lifting	Dec/94	114.5	114.5	114.5	114.5	114.5	114.5	114.5	114.5	114.5	114.5	114.5	114.5	114.5
0427	Separating, metering, and treating equip		120.0	120.0	120.0	120.0	120.0	120.0	120.0	120.0	120.0	120.0	120.0	120.0	120.0
0449	Other oil and gas field production machi	Dec/86	127.1	126.3	126.3	126.3	126.3	127.5	127.5	127.5	127.5	127.5	127.5	127.5	127.5
0455	Parts for oil and gas field production m	Dec/86	133.2	133.2	133.2	133.2	133.2	133.2	133.2	133.2	133.2	133.2	133.2	133.2	133.2
1192	Mining machinery and equipment		151.8	150.1	151.0	150.9	151.4	151.5	151.9	151.9	152.0	152.1	152.8	152.5	154.0
01	Underground mining machinery		167.5	167.5	167.5	167.5	167.5	167.5	167.5	167.5	167.5	167.5	167.5	167.5	167.5
0102	Loading machines, underground mine		187.3	186.7	186.6	186.6	187.5	187.5	187.5	187.5	187.5	187.5	187.5	187.5	187.5
02	Crushing, pulverizing & screening machines		189.0	184.5	184.5	184.5	187.5	187.5	189.7	189.9	189.9	189.9	194.5	192.8	193.3
0202	Stationary type crushers	Dec/87	155.5	153.5	153.5	153.5	155.3	155.3	156.3	156.4	156.4	156.4	156.4	156.6	156.6
0234	Screens (vibrating, stationary), incl. t		140.2	140.0	140.0	140.0	140.0	140.0	140.0	140.0	140.0	140.0	140.1	140.1	141.5
03	Drills and other mining machinery		180.1	173.4	179.9	179.9	180.9	180.9	180.9	180.9	180.9	180.9	180.9	180.9	180.9
53	Mining machinery parts		132.1	130.7	131.7	131.6	131.6	131.9	132.1	132.1	132.1	132.6	132.6	132.6	134.1
5301	Mining machinery parts, excluding drills		131.6	130.1	131.2	131.1	131.1	131.4	131.6	131.6	131.6	132.1	132.1	132.1	133.6
5346	Percussion rock drill bits		135.5	134.8	134.8	134.8	134.8	134.8	134.8	134.8	136.5	136.5	136.5	136.5	136.5

See footnotes at the end of the table.

Table 4. Producer price indexes for commodity groups, subgroups, product classes, and individual items, 2002¹--Continued
(1982=100 unless otherwise indicated)

Code	Commodity	Other index base	Ann. Avg.	Jan.	Feb.	Mar.	Apr.	May	June	July	Aug.	Sep.	Oct.	Nov.	Dec.
1193	Office and store machines and equipment		112.5	111.9	113.8	112.3	113.8	111.5	112.7	112.3	112.2	112.2	112.3	112.3	112.8
01	Calculating and accounting machines		82.8	82.7	83.0	82.4	83.0	82.9	83.0	82.8	82.8	82.8	82.6	82.6	82.6
0112	Calculating and accounting machines	Dec/96	93.5	93.4	93.8	93.0	93.8	93.7	93.7	93.7	93.5	93.5	93.2	93.2	93.2
0115	Parts and attach. for calc. & acctng mac	Jun/85	86.5	86.2	86.2	86.2	86.2	86.2	86.7	86.7	86.7	86.7	86.4	86.6	86.6
05	Safes and vaults		167.7	167.7	167.7	167.7	167.7	167.7	167.7	167.7	167.7	167.7	167.7	167.7	167.7
06	Coin-operated auto. merchandising machines		119.7	119.6	119.7	119.7	119.7	119.7	119.7	119.6	119.6	119.6	119.6	119.7	119.7
0654	Coin-operated auto. merchandising mach.,	Jun/82	119.8	119.7	119.8	119.8	119.8	119.8	119.8	119.7	119.7	119.8	119.8	119.9	119.9
0656	Parts for automatic merchandising machin	Jun/94	97.8	97.8	97.8	97.8	97.8	97.8	97.8	97.8	97.8	97.8	97.8	97.8	97.8
07	Other office and store machines and parts		130.3	130.1	130.1	130.1	130.1	130.5	130.5	130.5	130.5	130.5	130.2	130.2	130.0
0753	Mailing, letter handling, and addressing	Jun/85	115.4	115.4	115.4	115.4	115.4	115.4	115.4	115.4	115.4	115.4	115.4	115.4	115.4
0755	Standard typewriters, and all other offi	Dec/94	103.4	103.8	103.8	103.8	103.8	103.8	103.8	103.8	103.8	103.8	102.4	102.4	102.4
0757	Parts/attach. for std. typewriters/other	Dec/94	107.8	105.6	105.6	105.6	105.6	108.9	108.9	108.9	108.9	108.9	108.9	108.9	108.9
08	Coin-operated amusement machines	Dec/85	135.3	131.7	(2)	(2)	144.5	127.1	135.8	133.1	132.6	132.7	134.2	134.2	138.0
1194	Internal combustion engines		144.4	144.2	144.2	144.2	144.2	144.2	144.1	144.0	144.7	144.7	145.4	145.8	143.9
01	Gasoline engines		139.5	139.9	139.9	139.9	139.9	139.9	139.9	138.5	138.5	138.5	139.5	139.5	139.5
07	Diesel, semidiesel, & dual fuel, non-auto	Dec/82	131.7	132.1	132.1	132.1	132.1	132.1	131.5	131.5	131.5	131.5	131.2	131.2	131.2
08	Diesel, semidiesel, & dual fuel, auto.	Dec/82	135.4	135.1	135.1	135.1	135.1	135.1	135.1	135.1	135.1	135.1	135.5	136.7	136.5
11	Gas engines, except turbines	Dec/88	161.5	161.5	161.5	161.5	161.5	161.5	161.5	161.5	161.5	161.5	161.5	161.5	161.5
13	Parts and accessories for i.c. engines		143.0	141.7	141.7	141.6	141.8	141.8	141.8	141.9	141.9	145.0	146.4	146.4	144.7
1195	Machine shop products		140.0	139.8	139.9	140.1	140.0	140.0	139.9	139.9	139.9	139.9	140.2	140.4	140.3
01	Carburetors, pistons, piston rings, & valv		137.3	136.9	137.0	137.0	137.0	137.0	137.0	136.9	137.0	137.0	137.0	138.7	138.7
0102	Carburetors, rebuilt, all types	Dec/82	186.7	186.7	186.7	186.7	186.7	186.7	186.7	186.7	186.7	186.7	186.7	186.7	186.7
0108	Pistons for motor vehicles	Jun/89	96.2	96.2	96.2	96.4	96.3	96.4	96.3	96.1	96.1	96.0	95.9	96.0	96.0
0109	Pistons, excluding for motor vehicles	Jun/89	(2)	106.7	(2)	(2)	(2)	(2)	(2)	(2)	(2)	(2)	(2)	(2)	(2)
0112	Piston rings, compress type, for motor v		112.0	112.5	112.5	112.1	111.9	111.9	111.9	111.9	111.9	111.9	111.9	111.9	111.9
0116	Valves (eng. intake/exhaust) ex. for mot	Dec/82	105.6	105.5	105.5	105.5	105.5	105.5	105.5	105.5	105.5	105.5	105.9	105.7	105.7
05	Other machine shop products	Jun/84	126.5	126.3	126.3	126.5	126.5	126.5	126.3	126.4	126.3	126.3	126.7	126.7	126.7
1196	Steam, gas, & hydraulic turbines & parts	Jun/82	168.3	166.7	166.7	167.0	167.1	169.6	169.6	169.6	169.7	168.4	168.4	168.4	168.4
01	Steam, gas, and hydraulic turbines	Jun/82	204.8	201.4	201.5	202.5	202.6	208.1	208.2	208.0	208.5	204.0	204.1	204.1	204.2
0101	Mechanical drive steam turbines	Jun/82	176.8	173.6	173.6	174.5	174.5	180.2	180.2	180.2	180.7	175.9	175.9	175.9	175.9
0104	Hydraulic and other turbines	Jun/94	131.9	130.7	131.0	131.3	131.9	132.2	132.6	131.7	131.8	132.1	132.4	132.4	132.6
02	Turbine parts and accessories	Jun/82	168.7	167.7	167.7	167.7	167.7	169.2	169.2	169.2	169.2	169.2	169.2	169.2	169.2
0201	Parts & accessories for steam engines &	Jun/82	198.8	197.1	197.1	197.1	197.1	199.7	199.7	199.7	199.7	199.7	199.7	199.7	199.7
0202	Parts & accessories for gas turbines	Jun/82	148.2	148.2	148.2	148.2	148.2	148.2	148.2	148.2	148.2	148.2	148.2	148.2	148.2
1197	Turbine generator sets and parts	Jun/87	165.6	163.3	163.5	163.6	163.8	165.3	165.5	165.7	167.0	166.9	167.4	167.6	167.6
1199	Other miscellaneous machinery	Jun/84	126.4	125.0	125.0	126.7	126.7	126.7	126.7	126.7	126.7	126.7	126.7	126.7	126.7
12	Furniture and household durables		133.5	133.5	133.4	133.2	133.2	133.1	133.4	133.8	133.7	133.8	133.9	133.9	133.5
121	Household furniture		157.1	156.0	156.3	156.4	156.7	157.2	157.3	157.5	157.3	157.4	157.8	157.7	157.8
1211	Metal household furniture		125.8	124.8	125.4	125.8	125.8	125.8	125.7	125.7	126.0	126.0	126.0	126.0	126.7
0102	Metal household dining, dinette, breakfa	Jun/84	142.6	142.3	142.3	142.3	142.3	142.3	142.3	142.3	142.3	142.3	143.5	143.5	143.5
0104	Other metal household furniture	Jun/84	115.3	114.1	114.8	115.4	115.3	115.3	115.2	115.2	115.6	115.6	115.3	115.3	116.1
1212	Wood household furniture		177.2	174.8	175.6	175.7	176.2	177.5	177.7	178.1	177.8	177.8	178.4	178.2	178.3
01	Living room furniture		182.2	180.6	181.8	182.0	182.2	182.2	182.5	182.5	182.5	182.6	182.7	182.7	182.7
0101	Table		190.4	187.3	189.5	189.9	190.6	190.6	190.7	190.8	190.8	190.8	191.2	191.2	191.2
0103	Desks		191.0	190.8	190.8	190.8	190.8	190.8	191.1	191.1	191.1	191.1	191.1	191.1	191.1
0105	Chairs		162.2	160.5	160.5	160.5	160.5	160.5	163.5	163.5	163.5	163.5	163.5	163.5	163.5
0107	Cabinets, except sewing machines		(2)	212.1	221.4	222.5	222.5	222.5	222.5	221.8	(2)	(2)	(2)	(2)	(2)
0109	Other nonupholstered living rm furniture		162.4	162.4	162.4	162.4	162.4	162.4	162.4	162.4	162.4	162.4	162.4	162.4	162.4

See footnotes at the end of the table.

Table 4. Producer price indexes for commodity groups, subgroups, product classes, and individual items, 2002¹--Continued
(1982=100 unless otherwise indicated)

Code	Commodity	Other index base	Ann. Avg.	Jan.	Feb.	Mar.	Apr.	May	June	July	Aug.	Sep.	Oct.	Nov.	Dec.
1212	Wood household furniture (Cont'd)														
02	Dining room furniture		190.9	187.6	187.4	188.4	189.0	192.2	192.4	192.4	191.5	191.5	192.7	192.7	192.9
0211	Table		191.4	183.3	182.9	184.7	184.7	195.4	195.4	195.4	193.9	193.8	195.6	195.6	196.1
0216	Chairs		192.9	191.6	192.0	193.2	193.2	193.0	193.3	193.3	192.2	192.2	193.6	193.8	193.8
0221	Buffets and servers		236.9	234.3	234.3	234.3	237.6	237.6	237.6	237.6	237.6	237.6	238.3	238.3	238.3
0231	China and corner cabinets		178.3	177.4	177.4	177.4	178.7	178.7	178.7	178.7	178.7	178.7	178.7	178.7	178.7
0233	Other dining rm & kitchen furniture		128.5	131.3	127.8	127.8	127.8	127.8	127.8	128.5	128.5	128.5	128.5	128.5	128.5
03	Bedroom furniture		179.2	175.3	176.8	176.4	177.4	179.4	179.5	180.6	180.7	180.7	180.9	181.3	181.4
0336	Beds, including bunk and water beds		196.3	189.1	193.1	194.3	194.3	197.4	197.8	197.8	197.5	197.5	198.8	198.8	198.8
0341	Headboard & headboard sets		174.9	169.6	172.9	172.9	173.8	173.6	173.6	176.7	176.7	176.7	176.7	178.1	178.1
0342	Dresser, vanities and dressing tables		176.2	174.3	174.4	174.5	175.1	175.8	176.6	177.1	177.0	177.0	177.1	177.6	177.8
0344	Night tables & stands		206.6	204.9	204.9	205.0	203.0	204.9	204.9	208.5	208.5	208.6	208.8	208.8	208.8
0351	Chests		185.0	180.7	182.8	182.9	185.0	186.2	185.8	186.2	186.1	186.0	186.2	186.2	186.5
0353	Wardrobes and wardrobe-type cabinets		182.4	173.7	173.7	166.4	172.9	186.3	186.3	186.3	188.6	188.6	188.6	188.6	188.6
0355	Other nonupholstered bedroom furniture		138.4	138.4	138.4	138.4	138.4	138.4	138.4	138.4	138.4	138.4	138.4	138.4	138.4
04	Other wood household furniture		143.6	143.7	143.7	143.7	143.7	143.7	144.1	144.1	143.1	143.1	144.5	143.1	143.1
0463	Unpainted wood furniture		203.8	203.8	203.8	203.8	203.8	203.8	203.8	203.8	203.8	203.8	203.8	203.8	203.8
0465	Unassembled or knockdown wood furniture		123.2	124.1	124.1	124.1	124.1	124.1	124.1	124.1	122.7	122.7	122.7	120.9	120.9
0467	TV, radio, stereo & sewing machine cabin	Dec/85	122.7	120.4	120.4	120.4	120.4	120.4	122.0	122.0	122.0	122.0	122.7	(2)	(2)
1213	Upholstered household furniture		151.1	150.6	150.6	150.7	150.8	150.8	150.8	151.0	151.0	151.3	151.7	151.7	151.7
0101	Sofas, including sectional sofa pieces		153.8	153.2	153.3	153.6	153.5	153.5	153.4	153.7	153.6	154.0	154.4	154.5	154.6
0111	Chairs, including rockers and recliners		142.0	141.7	141.6	141.6	141.6	141.8	141.8	141.8	142.0	142.5	142.7	142.6	142.7
0131	Other upholstered household furniture	Jun/82	180.3	179.0	179.0	179.0	180.4	181.0	181.0	181.0	180.6	180.6	180.6	180.6	180.6
1214	Bedding		133.2	133.1	133.1	133.1	133.4	133.2	133.2	133.4	133.1	133.0	133.2	133.3	133.0
0104	Innerspring mattress and foundation set	Dec/95	103.7	103.6	103.7	103.7	104.0	103.8	103.8	103.9	103.7	103.6	103.8	103.8	103.6
0114	Other mattresses, including crib and ins	Jun/83	160.3	161.6	159.8	159.8	159.8	159.8	160.3	160.3	160.3	160.3	160.3	160.3	160.3
1215	Porch and lawn furniture		157.8	157.8	158.8	158.6	158.6	158.6	158.6	158.6	158.2	155.8	156.6	156.6	156.8
1216	Household furniture, n.e.c.	Dec/85	112.2	111.1	111.1	111.9	112.6	112.6	112.6	112.6	112.6	112.6	111.6	112.4	112.4
122	Commercial furniture		160.9	160.5	160.4	160.2	160.0	159.9	160.2	161.1	161.1	161.6	161.8	161.9	161.6
1221	Wood office furniture and store fixtures		175.1	174.9	174.9	174.9	174.2	174.3	174.6	174.7	175.0	175.0	175.0	176.8	176.7
0112	Seating	Jun/85	149.1	148.7	149.1	149.1	149.1	149.1	149.2	149.2	149.2	149.2	149.2	149.2	149.2
0113	Desks and extensions	Jun/85	163.0	161.8	162.0	162.9	162.9	163.1	163.4	163.6	163.3	163.2	163.2	163.2	163.2
0114	Storage units, files and tables	Jun/85	167.0	165.6	166.4	166.5	166.5	167.0	167.1	167.5	167.5	167.5	167.3	167.3	167.3
0116	Other wood office furniture	Jun/85	151.6	151.3	151.0	150.8	150.8	151.1	151.1	151.1	151.1	151.1	151.1	154.4	154.4
0141	Partitions, shelving, and lockers	Dec/83	142.2	142.0	142.0	142.0	142.0	142.0	142.0	142.0	142.0	142.0	142.0	143.2	143.2
0151	Plastic laminated fixture tops	Dec/83	158.5	156.9	156.9	157.7	157.7	158.2	158.5	158.9	159.2	159.4	159.4	159.4	159.4
0161	Fixtures for stores, banks, offices, &	Dec/83	171.6	172.3	172.8	172.6	169.7	169.7	170.6	170.8	172.0	172.0	172.0	172.4	172.4
1222	Nonwood furniture and store fixtures		152.7	151.9	151.8	151.3	151.0	150.8	151.2	153.3	153.2	154.5	154.5	154.8	154.4
02	Filing cabinets and cases		150.5	150.0	150.0	146.6	146.6	146.6	149.3	151.5	150.7	153.4	153.0	154.4	154.5
03	Furniture		158.1	155.8	155.8	155.8	154.9	155.3	154.8	159.2	159.4	160.9	162.0	162.4	161.2
0321	Desks and extensions		166.7	153.5	153.5	153.5	153.5	153.5	172.5	172.5	185.2	190.6	172.9	179.0	179.0
0325	Office seating		156.6	156.5	156.5	156.5	156.8	156.8	156.8	156.8	157.3	157.3	157.3	155.2	155.2
0326	Other nonwood office furniture	Jun/95	101.5	100.1	100.1	100.1	99.0	99.4	98.9	102.2	101.3	102.5	104.9	105.7	104.3
04	Partitions and fixtures	Dec/83	140.9	141.2	141.0	141.1	141.2	140.4	140.7	140.9	140.9	141.5	140.8	140.6	140.6
0403	Partitions prefabricated, assembled, o	Dec/83	(2)	140.7	140.7	140.7	140.7	(2)	(2)	(2)	(2)	(2)	140.7	140.7	140.7
0405	Shelving and lockers	Dec/83	142.2	140.4	140.4	140.4	141.1	141.1	142.1	142.1	142.1	144.4	144.7	144.1	143.7
0407	Storage racks and accessories	Dec/83	142.6	145.6	144.5	144.5	144.4	142.1	142.3	142.3	142.3	142.6	140.6	139.9	139.7
0409	Fixtures for stores, banks, offices, &	Dec/83	138.8	138.9	138.9	139.1	139.1	138.5	138.5	138.9	138.9	139.0	138.5	138.4	138.7
1223	Public building furniture	Dec/84	143.9	143.9	143.9	144.0	144.3	144.5	144.5	144.4	144.0	143.7	144.3	142.9	142.4

See footnotes at the end of the table.

Table 4. Producer price indexes for commodity groups, subgroups, product classes, and individual items, 2002¹--Continued
(1982=100 unless otherwise indicated)

Code	Commodity	Other index base	Ann. Avg.	Jan.	Feb.	Mar.	Apr.	May	June	July	Aug.	Sep.	Oct.	Nov.	Dec.
1223	Public building furniture (Cont'd)														
0101	School furn. exc. stone, concrete, & lib	Dec/84	151.5	150.9	151.8	147.7	151.5	150.6	152.6	152.7	150.4	151.7	152.3	153.2	153.2
0102	Public bldg. & related furn.exc. school	Dec/84	145.6	145.7	145.6	146.1	146.1	146.3	146.2	146.0	145.9	145.4	146.0	144.4	143.8
1224	Furniture and fixtures n.e.c.	Dec/85	145.1	145.2	144.7	144.8	144.9	145.0	145.2	145.1	145.0	145.1	145.2	145.1	145.4
0101	Hospital beds	Dec/85	117.8	119.2	117.8	117.7	117.7	117.7	117.7	117.7	117.5	117.5	117.5	117.5	118.3
0102	Restaurant, cafeteria & bar furniture	Dec/85	151.3	151.6	151.0	151.2	151.4	151.6	151.5	151.3	151.2	151.3	151.3	151.3	151.4
0103	Other furniture and fixtures, n.e.c.	Dec/85	147.7	146.8	147.0	147.0	147.2	147.2	148.0	148.0	148.0	148.2	148.5	148.1	148.4
123	Floor coverings		130.5	130.5	129.8	129.5	130.0	128.9	130.4	131.1	130.9	131.2	131.0	132.1	130.1
1231	Soft surface floor coverings		126.5	126.8	126.0	125.7	126.3	125.0	126.8	127.1	126.7	127.2	126.9	128.1	125.8
01	Tufted broadloom		128.1	128.3	127.4	127.1	127.8	126.4	128.3	128.7	128.3	128.8	128.5	129.9	127.3
0161	Tufted broadloom, nylon		131.5	132.3	131.0	129.1	131.4	129.8	131.8	132.2	131.8	133.2	131.7	134.1	130.2
0165	Other tufted carpets and rugs	Dec/98	104.9	104.3	104.3	107.2	104.4	103.5	105.0	105.4	104.9	103.8	105.8	105.1	105.4
03	Woven carpets/rugs made from textile yarns	Jun/85	152.4	152.5	152.8	152.4	151.1	152.1	152.8	153.2	152.7	153.1	153.0	150.6	152.8
04	Carpets & rugs not made from textile yarns	Jun/85	124.5	124.9	124.9	124.9	124.9	124.9	124.9	124.9	124.9	123.4	123.7	123.7	123.9
1232	Hard surface floor coverings		152.8	150.7	150.7	150.7	150.7	150.7	150.7	154.2	154.9	154.9	154.9	154.9	154.9
1233	Commission finishing/dyeing, floor covering	Dec/86	116.4	116.8	116.8	116.8	116.3	116.3	116.3	116.3	116.3	116.3	116.3	116.3	116.3
124	Household appliances		104.6	105.6	105.6	104.6	104.6	104.3	104.3	104.5	104.5	104.4	104.6	103.9	103.7
1241	Major appliances		100.2	101.3	101.2	100.2	100.2	99.9	99.9	100.3	100.3	100.0	100.4	99.4	99.1
01	Cooking equipment		97.3	97.8	97.7	97.7	97.7	97.4	97.4	97.2	97.1	97.3	97.3	96.4	96.2
0111	Free-standing electric ranges		86.6	87.3	86.9	87.1	87.1	87.3	87.5	86.8	86.4	86.9	87.2	84.4	83.9
0115	Built-in surface cooking tops, electric		102.4	102.4	102.4	102.4	102.4	102.4	102.4	102.4	102.4	102.4	102.4	(2)	(2)
0124	Other ranges, stoves, and ovens, electric	Jun/94	95.1	94.4	95.2	95.1	95.3	94.5	94.2	94.0	96.4	95.8	95.4	95.4	(2)
0134	Free-standing gas ranges		104.6	104.9	104.7	104.4	104.6	105.1	105.4	105.4	106.0	105.7	105.7	101.6	102.1
0136	Surface cooking tops, gas		145.5	146.1	146.1	146.1	146.1	144.9	144.9	145.3	145.3	145.3	145.3	145.3	145.3
0141	Parts and accessories for gas ranges and	Jun/94	(2)	99.2	99.2	97.9	97.9	(2)	(2)	(2)	(2)	(2)	(2)	(2)	(2)
0153	Portable outdoor cooking units		118.4	118.7	118.7	118.4	118.4	118.4	118.4	118.4	118.4	118.4	118.4	(2)	(2)
0155	Parts and accessories for outdoor cookin		116.8	117.1	117.1	117.1	117.1	117.1	117.1	117.1	117.1	117.1	115.9	115.9	115.9
02	Laundry equipment		104.0	104.8	104.8	104.8	104.8	103.9	103.7	103.7	103.8	103.6	104.0	103.6	102.8
0211	Washing machine, automatic		97.1	97.9	97.9	97.9	97.9	97.1	96.8	96.8	96.8	96.5	97.0	96.4	95.9
0232	Electric dryers		106.2	107.0	107.0	107.0	107.0	105.9	105.9	105.9	105.9	105.8	106.2	105.9	104.4
03	Refrigeration equipment		91.0	93.2	93.2	90.1	90.1	90.1	90.3	91.3	91.5	90.9	91.5	90.4	90.2
0331	Refrigerator-freezer-sink combo., 13.4 c		118.3	118.3	118.3	118.3	118.3	118.3	118.3	118.3	118.3	118.3	118.3	118.7	118.7
0332	Refrigerator-freezer-sink combo., 13.5 -		83.7	(2)	(2)	83.2	83.2	83.2	83.2	83.2	83.2	83.2	83.2	83.2	83.2
0333	Refrigerator-freezer-sink combo., 19.5 c		(2)	(2)	(2)	(2)	(2)	89.9	90.2	92.2	92.4	91.3	92.6	90.5	(2)
0337	Home and farm freezers		(2)	(2)	(2)	(2)	(2)	(2)	(2)	105.0	105.8	105.5	105.1	104.4	105.7
04	Other major appliances		114.9	115.1	115.1	115.2	115.1	115.1	115.0	115.4	114.9	114.7	115.2	113.6	113.8
0445	Room air conditioners		121.8	122.0	122.2	122.5	122.3	121.7	121.5	121.5	121.5	121.9	121.8	121.6	121.6
0452	Other household appliances and parts	Dec/00	97.5	97.7	97.7	97.6	97.7	98.0	97.9	98.5	97.8	97.3	98.1	95.9	96.2
1243	Household vacuum cleaners, parts, & attach.		106.6	109.5	109.3	107.0	106.4	106.2	106.0	105.8	106.0	106.0	105.3	105.8	105.5
01	Vacuum cleaners		100.0	102.7	102.5	100.4	99.8	99.6	99.4	99.3	99.5	99.5	98.8	99.2	99.0
0111	Canister, tank, and all other general pu		104.9	105.6	106.0	106.0	104.3	104.3	104.3	104.3	104.3	104.3	104.3	105.8	105.8
0113	All other vacuum cleaner types & parts &	Dec/00	95.6	96.4	96.4	94.4	95.6	95.6	95.6	95.6	95.6	95.6	95.6	95.6	95.6
0121	Upright		98.3	103.3	102.7	99.3	98.3	98.0	97.5	97.2	97.6	97.6	96.2	96.2	95.7
1244	Electric housewares and fans		108.9	108.7	108.9	108.9	108.9	108.9	108.9	108.9	108.9	108.9	108.9	108.9	108.9
01	Small household appliances		105.8	105.8	105.9	105.8	105.8	105.8	105.8	105.8	105.8	105.8	105.8	105.8	105.8
02	Electric fans	Dec/82	110.2	109.4	110.1	110.3	110.3	110.3	110.3	110.3	110.3	110.3	110.5	110.3	110.3
03	Parts & attach. - small elect. appliances	Dec/82	138.4	138.9	138.9	138.9	138.9	138.9	138.9	138.9	138.9	137.4	137.4	137.4	137.4

See footnotes at the end of the table.

Table 4. Producer price indexes for commodity groups, subgroups, product classes, and individual items, 2002¹--Continued
(1982=100 unless otherwise indicated)

Code	Commodity	Other index base	Ann. Avg.	Jan.	Feb.	Mar.	Apr.	May	June	July	Aug.	Sep.	Oct.	Nov.	Dec.
1245	Electric lamps		150.0	150.2	150.2	150.3	150.0	150.0	150.1	150.1	150.1	150.1	149.5	149.5	149.5
125	Home electronic equipment		69.0	69.6	69.7	69.7	69.2	69.1	69.1	69.1	69.1	68.8	68.6	68.3	68.2
1252	Television receivers		58.9	59.7	59.7	59.7	59.0	58.9	58.9	58.8	58.8	58.6	58.3	58.0	58.0
0201	Color console TV receiver		75.8	76.1	76.1	76.1	76.1	76.1	76.1	75.9	75.9	75.2	75.2	75.2	75.2
0203	Color TV, table & port., over 17"		51.7	52.5	52.5	52.5	51.5	51.6	51.6	51.5	51.6	51.5	51.3	50.9	50.9
0206	Projection televisions	Dec/92	67.7	69.4	69.2	69.2	69.0	68.2	68.2	68.0	67.7	66.6	65.5	65.5	65.5
1253	Other home electronic equipment		122.4	122.7	122.9	122.7	122.7	122.7	122.7	122.7	122.7	122.2	122.2	121.8	121.3
06	High fidelity equipment and components	Dec/86	134.7	134.7	134.9	134.7	134.7	134.7	134.7	134.7	134.7	134.7	134.7	134.6	134.6
07	Speakers, including loudspeaker systems		122.0	122.3	122.5	122.4	122.4	122.4	122.4	122.4	122.4	121.6	121.6	121.1	120.4
0701	Loudspeakers, sold separately		113.1	113.6	113.7	113.7	113.7	113.7	113.7	113.7	113.7	112.0	112.0	112.0	112.0
0702	Microphones		165.2	164.8	165.2	165.2	165.2	165.2	165.2	165.2	165.2	165.2	165.2	165.2	165.2
0703	Loudspeakers, bookshelf		121.7	121.9	122.0	121.7	121.7	121.7	121.7	121.7	121.7	121.7	121.7	121.7	121.7
0704	Loudspeakers, floor standing		117.2	117.5	118.1	118.1	118.1	117.9	117.9	117.9	117.9	117.9	117.9	115.5	112.1
0705	Other loudspeaker systems		120.4	120.7	120.7	120.3	120.3	120.3	120.3	120.3	120.3	120.3	120.3	120.3	120.3
0707	Other equipment and accessories	Dec/92	108.2	108.2	108.2	108.2	108.2	108.2	108.2	108.2	108.2	108.2	108.2	108.2	108.2
126	Other household durable goods		158.3	158.1	157.8	158.3	158.2	158.2	158.2	158.4	158.4	158.5	158.6	158.7	158.4
1261	Tableware, kitchenware and other pottery		189.9	189.6	189.7	188.9	188.9	188.5	188.6	190.5	190.7	190.7	190.8	190.8	191.1
01	Tableware and kitchenware		187.3	186.2	186.2	184.6	184.6	184.6	184.6	189.4	189.7	189.7	189.5	189.5	189.5
0102	Semivitreous table and kitchenware	Dec/99	102.1	101.5	101.5	100.6	100.6	100.6	100.6	103.3	103.5	103.5	103.3	103.3	103.3
02	Pottery, except table and kitchenware	Dec/83	170.7	171.0	171.3	171.2	171.2	170.6	170.6	170.0	170.0	170.0	170.5	170.5	170.9
0201	Art, decorative and novelty pottery	Dec/83	159.2	160.4	160.4	160.2	160.2	159.1	159.2	158.0	158.1	158.1	158.9	158.9	159.1
0202	Other pottery products	Dec/83	189.4	188.7	189.4	189.4	189.4	189.4	189.4	189.4	189.4	189.4	189.4	189.4	190.2
1262	Household glassware		169.9	169.9	169.7	171.5	169.7	169.8	169.8	169.7	169.8	169.8	169.8	169.8	169.8
1263	Hollowware	Jun/85	162.7	162.6	162.6	162.6	162.6	162.6	162.5	162.5	162.6	162.8	163.3	163.3	163.0
1264	Household flatware		144.7	143.6	143.5	143.5	145.0	145.0	145.0	145.0	145.0	145.2	145.2	145.2	145.2
1265	Mirrors		151.7	150.6	151.1	151.0	151.9	151.8	151.8	151.3	151.7	151.6	152.5	152.5	152.5
0102	Framed mirrors	Jun/83	170.8	170.0	170.9	170.9	170.9	170.9	170.9	170.9	170.9	170.9	170.9	170.9	170.9
0103	Unframed mirrors	Jun/83	136.8	135.6	135.7	135.5	137.0	137.0	137.0	136.0	136.7	136.7	138.2	138.2	138.2
1266	Lawn/garden equipment excl. garden tractors		133.9	134.0	133.5	133.8	134.0	134.1	134.1	134.0	134.0	133.9	133.8	134.0	133.4
02	Lawn mowers, walk-behind	Dec/82	120.7	121.5	121.0	120.7	120.6	120.8	120.9	120.9	120.9	120.5	120.4	120.4	120.4
0201	Rotary, push type, gasoline engine power		126.7	126.9	126.9	126.9	126.9	126.9	126.9	126.9	126.9	126.5	126.5	126.5	126.5
0202	Rotary, self-propelled, gasoline engine		125.2	125.4	125.4	125.4	125.4	125.4	125.4	125.4	125.4	124.7	124.7	124.7	124.7
03	Other nonriding lawn and garden equipment	Dec/82	120.2	119.4	117.9	120.7	120.5	120.7	120.7	120.2	120.0	120.1	120.0	120.7	121.3
0302	Snow throwers, excluding attachment type	Dec/82	135.4	127.5	127.5	137.0	137.0	137.0	137.0	137.0	137.0	137.0	137.0	137.0	(2)
0319	Other consumer nonriding lawn, garden &	Jun/83	121.3	119.3	119.6	119.7	119.8	120.0	121.2	120.8	122.5	122.0	121.2	124.4	124.4
04	Lawn tractors & riding mowers & equipment	Dec/82	133.4	133.4	133.4	133.0	133.7	133.7	133.7	133.7	133.6	133.6	133.6	133.6	131.3
0402	Rear engine tractors and mowers	Dec/82	139.8	139.9	139.9	138.7	141.0	141.0	141.0	141.0	140.7	140.5	140.5	140.5	133.3
05	Parts & attach., consumer lawn & garden eq	Dec/82	148.3	149.3	149.3	147.8	147.8	147.8	147.8	147.8	148.5	148.5	148.5	148.4	148.4
0501	Parts	Dec/82	140.0	142.7	142.7	139.6	139.6	139.6	139.6	139.6	139.6	139.6	139.6	139.2	139.2
1267	Cutlery, razors and razor blades		179.3	177.5	177.6	179.2	179.2	179.2	179.2	179.1	179.1	180.0	180.0	180.5	180.5
0102	Razors and razor blades	Dec/83	183.5	180.8	180.8	183.8	183.8	183.8	183.8	183.8	183.8	183.8	183.8	184.8	184.8
0141	Cutlery, scissors, shears, trimmers, a	Dec/83	161.3	160.8	161.0	160.8	160.8	160.8	160.8	160.5	160.6	162.4	162.4	162.4	162.4
1268	Metal household containers		177.3	177.6	177.6	177.6	177.6	177.6	177.6	176.9	176.9	176.9	176.9	176.9	176.9
0101	Stamped and spun utensils, aluminum		175.4	175.4	175.4	175.4	175.4	175.4	175.4	175.4	175.4	175.4	175.4	175.4	175.4
0102	Stamped and spun utensils except aluminu	Jun/84	154.2	154.7	154.7	154.7	154.7	154.7	154.7	153.6	153.6	153.6	153.6	153.6	153.6

See footnotes at the end of the table.

Table 4. Producer price indexes for commodity groups, subgroups, product classes, and individual items, 2002¹--Continued
(1982=100 unless otherwise indicated)

Code	Commodity	Other index base	Ann. Avg.	Jan.	Feb.	Mar.	Apr.	May	June	July	Aug.	Sep.	Oct.	Nov.	Dec.
1269	Household durables, n.e.c.	Jun/84	149.1	148.9	148.5	148.6	148.6	148.6	148.6	149.3	149.3	149.7	149.7	149.7	149.4
0101	Window shades made from textile fabric &	Jun/84	147.1	145.6	145.9	145.9	145.9	145.9	145.9	145.9	145.8	149.7	149.7	149.7	149.7
0102	Venetian blinds	Jun/84	132.6	133.2	132.5	132.5	132.5	132.5	132.5	132.5	132.5	132.5	132.5	132.5	132.5
0103	Curtain/drapery rods & shades/blinds, n.	Jun/84	158.8	157.8	157.7	158.0	158.0	158.0	158.0	161.4	161.3	159.4	159.4	159.4	158.0
13	Nonmetallic mineral products		146.2	145.7	145.3	145.1	145.7	146.4	146.5	146.4	146.6	146.7	146.7	146.5	146.3
131	Glass		121.5	121.4	121.3	121.0	121.2	121.2	121.6	122.2	121.9	121.4	121.5	121.8	121.8
1311	Flat glass		111.2	111.2	111.1	110.8	110.7	110.7	111.3	112.0	111.7	111.1	111.1	111.6	111.6
04	Laminated glass	Jun/83	91.3	93.0	92.9	91.7	91.6	91.5	91.4	91.6	90.6	90.3	90.3	90.2	90.3
0413	For construction/architectural uses	Dec/87	129.4	129.3	129.6	129.5	129.4	128.9	128.3	129.4	130.4	129.3	129.3	129.7	129.5
0414	For automotive uses	Dec/87	67.7	69.9	69.7	68.1	68.1	68.1	68.2	68.1	66.6	66.5	66.5	66.3	66.5
0415	For other uses, n.e.c.	Dec/87	111.5	111.7	111.7	111.7	111.4	111.4	111.4	111.4	111.4	111.4	111.4	111.4	111.4
05	Sheet, plate, and float glass		93.7	92.5	92.5	92.3	92.1	92.0	92.8	96.0	95.4	93.6	93.5	96.0	95.6
07	Specialty glass		129.0	128.7	128.5	128.6	128.6	128.6	129.4	129.4	129.4	129.2	129.1	129.0	129.2
0711	Tempered glass for automotive use	Dec/87	85.9	86.3	86.3	86.2	86.2	86.2	86.2	86.3	85.6	85.6	85.2	85.2	85.4
0712	Tempered glass for construction/architect	Dec/87	96.6	94.8	94.0	94.3	94.1	94.3	98.0	98.0	98.8	98.0	98.4	97.9	98.4
0713	Tempered glass for other uses	Dec/87	127.6	127.5	127.5	127.5	127.5	127.5	127.5	127.5	127.5	127.5	127.5	127.9	127.9
0714	Other flat glass products, n.e.c.	Dec/87	141.2	141.2	141.2	141.2	141.2	141.2	141.2	141.2	141.2	141.2	141.2	141.2	141.3
1313	Other finished glassware	Jun/83	139.6	139.2	139.2	138.8	139.8	139.9	139.9	139.9	139.6	139.6	139.8	139.8	139.8
01	Pressed and blown glassware	Jun/83	141.6	141.2	141.2	140.7	141.9	142.0	141.9	141.9	141.6	141.6	141.8	141.8	141.8
0111	Lighting and electronic glassware	Jun/83	119.3	118.8	118.8	118.0	119.7	119.8	119.7	119.7	119.3	119.3	119.5	119.5	119.5
0112	Other pressed and blown glassware	Jun/83	177.0	176.8	176.8	176.9	176.9	176.9	177.0	176.9	176.9	176.9	177.1	177.1	177.1
132	Concrete ingredients and related products		162.6	160.5	160.9	161.0	162.7	163.1	163.0	163.2	163.5	163.5	163.4	163.1	163.2
1321	Construction sand/gravel/crushed stone		173.0	171.1	172.0	172.4	172.8	173.2	173.3	173.6	173.5	173.7	173.5	173.4	174.0
0101	Sand, construction		192.3	191.3	191.4	191.8	192.8	192.6	192.5	192.8	192.5	192.4	192.6	192.6	192.6
0111	Gravel, construction		183.7	182.3	183.1	182.4	182.9	183.9	184.5	184.3	184.3	184.3	184.3	184.3	184.4
0121	Crushed and broken stone		168.0	165.9	166.9	167.5	167.8	168.2	168.2	168.6	168.6	168.8	168.5	168.4	169.2
1322	Cement		152.6	150.3	149.9	149.3	153.3	153.7	153.4	153.4	154.2	154.1	154.1	153.5	152.5
133	Concrete products		152.7	153.5	152.1	152.3	153.0	152.7	152.8	152.6	152.5	152.9	152.7	152.4	152.5
1331	Concrete block and brick		166.1	164.5	165.5	166.0	166.1	166.2	166.3	166.4	166.4	166.5	166.5	166.6	166.1
11	Structural block		169.7	167.8	169.2	169.6	169.7	170.0	170.0	169.9	169.9	170.0	170.0	170.0	169.8
21	Decorative block		146.3	145.3	145.7	147.5	146.8	144.8	145.7	146.9	146.9	147.3	147.3	147.3	144.1
31	Concrete brick		145.6	144.8	144.8	144.8	144.8	145.6	145.6	145.6	145.6	146.4	146.4	146.4	146.4
41	Paving blocks		145.8	145.0	145.0	144.4	145.8	145.8	146.3	146.3	146.3	146.3	146.3	146.3	146.3
1332	Concrete pipe		151.3	149.9	149.6	151.0	151.3	151.5	151.9	151.9	151.9	151.9	151.7	151.7	151.4
1333	Ready-mixed concrete		150.2	152.1	149.9	149.9	150.5	150.4	150.1	149.9	149.8	150.3	149.8	149.5	150.1
1334	Precast concrete products		159.0	158.9	158.8	159.1	158.8	159.1	159.4	159.3	158.9	158.9	159.0	159.1	158.5
1335	Prestressed concrete products		150.3	148.4	146.8	147.9	151.8	148.2	150.8	151.1	151.2	152.5	153.3	151.6	150.3
134	Clay construction products ex. refractories		152.8	151.9	151.8	151.9	152.2	152.6	153.4	153.3	153.2	153.4	153.5	153.3	153.1
1342	Brick and structural clay tile	Dec/84	161.6	161.1	161.2	161.2	161.5	161.7	161.6	161.6	161.6	161.9	162.1	162.1	162.0
01	Brick, except ceramic, glazed & refractory	Dec/84	162.0	161.4	161.5	161.5	161.8	162.1	162.0	161.9	162.0	162.2	162.4	162.4	162.4
1344	Ceramic floor and wall tile		106.2	105.7	105.2	105.1	105.5	106.1	107.1	106.9	106.6	106.9	106.7	106.2	105.9

See footnotes at the end of the table.

Table 4. Producer price indexes for commodity groups, subgroups, product classes, and individual items, 2002¹--Continued
(1982=100 unless otherwise indicated)

Code	Commodity	Other index base	Ann. Avg.	Jan.	Feb.	Mar.	Apr.	May	June	July	Aug.	Sep.	Oct.	Nov.	Dec.
1345	Structural clay products, n.e.c.		161.2	154.1	154.6	157.1	157.4	157.4	164.8	164.8	164.8	164.8	164.8	164.8	164.8
0101	Vitified clay sewer pipe and fittings		146.5	144.3	145.2	146.3	146.9	146.9	146.9	146.9	146.9	146.9	146.9	146.9	146.9
0199	Other structural clay products, n.e.c.	Dec/85	144.7	136.0	136.2	139.2	139.2	139.2	149.6	149.6	149.6	149.6	149.6	149.6	149.6
135	Refractories		153.6	151.9	153.5	153.3	153.4	153.6	153.4	153.7	153.4	154.5	154.4	154.0	153.7
1352	Clay refractories		160.9	157.1	160.9	160.6	160.9	161.4	161.4	161.4	161.4	161.4	161.4	161.4	161.4
0145	Bricks and shapes	Jun/91	128.0	123.7	128.1	127.4	128.2	128.5	128.5	128.5	128.5	128.5	128.5	128.5	128.5
0151	Castable refractories		172.1	165.7	171.8	171.8	171.8	172.9	172.9	172.9	172.9	172.9	172.9	172.9	172.9
0161	Unshaped clay refractories	Dec/85	137.3	137.0	137.4	137.4	137.4	137.4	137.4	137.4	137.4	137.4	137.4	137.4	137.4
1353	Refractories, non clay		148.3	148.4	148.2	148.1	148.0	148.0	147.6	148.1	147.6	149.6	149.4	148.7	148.1
0113	Magnesite and magnesite-chrome bricks &	Dec/85	124.9	124.7	124.7	124.7	124.7	124.7	124.9	126.3	124.7	124.7	124.7	124.7	124.7
0115	Silica bricks and shapes	Dec/85	93.9	98.5	98.5	98.5	98.5	98.5	90.9	90.9	90.9	90.9	90.9	89.9	89.9
0117	All other nonclay refractory bricks and	Dec/85	145.3	144.4	145.2	145.5	145.0	145.2	145.6	145.4	145.4	145.5	145.4	145.6	145.4
0119	Nonclay refractory mortars/castables, hy	Dec/85	163.9	162.8	164.0	164.0	164.0	164.0	164.0	164.0	164.0	164.0	164.0	164.0	164.0
0132	Plastic refractories & ramming mixes & n	Dec/85	172.0	179.3	171.3	171.3	171.3	171.3	171.3	171.3	171.3	171.3	171.3	171.3	171.3
0141	Nonclay gunning mixes, basic and other		115.4	115.4	115.4	115.4	115.4	115.4	115.4	115.4	115.4	115.4	115.4	115.4	115.4
0143	Other nonclay refractory materials in lu	Dec/85	132.0	130.0	130.0	128.7	129.4	128.9	127.7	128.1	128.8	142.4	140.8	136.0	132.7
136	Asphalt felts and coatings		110.9	110.4	110.0	109.3	109.1	111.6	111.8	111.9	113.2	112.0	111.5	110.4	109.5
1361	Prep. asphalt & tar roofing & siding prod.		106.6	106.5	106.0	105.2	105.0	107.8	108.0	107.5	108.8	107.4	106.9	105.5	104.5
0102	Strip shingles		102.1	102.4	101.7	100.4	99.7	103.5	103.4	103.0	104.8	101.9	102.5	101.3	100.5
0111	Smooth surface roll roofing		121.6	120.1	120.4	120.1	120.6	120.5	120.5	121.9	122.1	122.8	123.9	123.5	123.3
0112	Mineral surface roll roofing		92.9	93.0	92.4	92.1	91.9	91.9	92.3	92.1	93.1	93.2	94.4	94.1	93.9
0121	Other prepared asphalt & tar roofing & s	Jun/84	126.9	125.8	125.6	126.4	127.3	129.1	129.9	128.5	128.5	131.0	125.7	123.6	121.3
1362	Other asphalt roofing		127.9	125.0	125.2	125.2	125.2	125.2	125.6	129.5	130.8	130.7	130.7	130.7	130.7
137	Gypsum products		168.9	164.0	166.5	161.4	164.4	172.2	173.2	166.8	170.1	170.9	173.4	172.3	171.9
1371	Gypsum products														
0102	Gypsum building plasters, boards and lat	Dec/93	135.0	130.8	130.2	128.5	132.9	138.1	137.4	135.4	136.3	136.4	138.8	139.1	136.2
138	Glass containers		135.6	134.5	134.9	134.9	134.8	135.2	136.1	136.0	136.0	136.2	136.4	136.4	136.4
139	Other nonmetallic minerals		144.4	144.2	143.4	143.6	143.5	144.6	144.5	144.7	145.0	145.0	145.1	144.8	144.4
1392	Insulation materials		128.3	129.0	126.9	127.2	126.5	129.0	128.3	128.2	129.8	129.5	129.4	128.5	127.1
01	Mineral wool for structural insulation		116.3	116.3	113.8	114.8	114.1	117.2	116.4	116.3	118.2	117.8	117.8	116.8	115.4
0101	Building batt, blankets, and rolls		127.1	129.3	125.3	126.5	125.1	127.9	126.6	126.2	129.7	128.8	128.8	126.9	124.1
0102	Loose fiber and granulated fiber		93.2	91.8	91.7	91.9	91.9	92.8	93.5	93.5	93.3	94.5	94.4	94.5	94.5
0103	Acoustical mineral wool		91.0	88.8	87.8	88.7	88.8	92.4	91.8	92.2	92.2	92.4	92.4	92.3	92.5
0104	Other mineral wool for thermal insulatio		144.4	141.0	141.0	141.0	141.0	146.1	146.1	146.1	146.1	146.1	146.1	146.1	146.1
02	Min. wool for indus. & equip. insulation		133.1	135.8	135.5	133.5	133.2	132.8	132.6	132.5	132.7	132.8	132.3	132.2	131.1
1394	Paving mixtures and blocks		136.2	135.4	134.2	134.6	134.8	136.5	136.6	137.2	136.7	137.1	137.2	137.0	136.7
0101	Paving asphalt		111.2	110.7	110.7	111.1	110.7	110.8	111.5	111.5	111.5	111.5	111.5	111.5	111.5
0111	Bituminous/asphaltic concrete mixtures a		149.8	148.9	147.1	147.5	147.9	150.5	150.2	151.1	150.4	151.0	151.2	150.9	150.4
0112	Other paving mixtures and blocks		86.6	84.2	85.5	85.6	85.9	85.9	87.5	87.5	87.5	87.5	87.5	87.5	87.5
1395	Cut stone and stone products	Dec/84	142.7	143.0	143.0	142.2	142.2	142.2	143.0	143.0	143.0	143.0	143.0	143.0	142.1
0111	Dressed dimension and cut granite	Dec/84	142.1	141.3	141.3	141.9	141.9	141.9	142.5	142.5	142.5	142.7	142.7	142.7	141.1
0131	Dressed dimension and cut marble	Dec/84	155.1	153.6	153.6	153.6	153.6	153.6	156.2	156.2	156.2	156.2	156.2	156.2	156.2
0141	Other cut stone products, incl. slate, s	Dec/84	139.7	147.5	147.5	137.7	137.7	137.7	138.4	138.4	138.4	138.4	138.4	138.4	138.4
1398	Gaskets, packing, and sealing devices	Dec/85	145.0	145.3	145.0	145.0	145.0	144.9	144.9	145.0	145.3	144.6	145.0	145.0	145.0

See footnotes at the end of the table.

Table 4. Producer price indexes for commodity groups, subgroups, product classes, and individual items, 2002¹--Continued
(1982=100 unless otherwise indicated)

Code	Commodity	Other index base	Ann. Avg.	Jan.	Feb.	Mar.	Apr.	May	June	July	Aug.	Sep.	Oct.	Nov.	Dec.
1398	Gaskets, packing, and sealing devices (Cont'd)														
01	Gaskets and gasketing material	Dec/85	155.7	156.2	156.2	156.2	156.2	155.9	155.2	155.2	155.2	155.2	155.7	155.7	155.7
0111	Nonmetallic gaskets and gasketing	Dec/90	132.6	132.7	132.8	132.8	132.7	132.1	132.4	132.4	132.4	132.4	132.7	132.7	132.7
0112	Metallic gaskets and machined seals	Dec/90	129.9	130.5	130.5	130.5	130.5	130.5	129.4	129.4	129.4	129.2	129.8	129.8	129.8
02	Packing and sealing	Dec/85	137.1	137.3	136.8	136.8	136.8	136.8	137.2	137.3	137.7	136.7	137.1	137.1	137.1
0211	Compression packings	Dec/90	143.6	143.6	143.6	143.6	143.6	143.6	143.6	143.6	143.6	143.6	143.6	143.6	143.6
0212	Molded packing and sealing devices	Dec/90	125.0	125.2	124.8	124.7	124.8	124.8	125.6	125.6	126.5	124.3	124.7	124.7	124.7
0213	Axial mechanical face seals	Dec/90	134.1	134.1	134.1	134.1	134.1	134.1	134.1	134.1	134.1	134.1	134.1	134.1	134.1
0214	Rotary oil seals	Dec/90	109.4	109.7	109.2	109.1	109.1	109.1	109.1	109.4	109.3	109.3	109.8	109.8	109.8
1399	Nonmetallic minerals and products, n.e.c.														
01	Industrial sand	Jun/82	143.5	142.8	143.1	143.2	143.4	143.4	143.2	143.5	143.6	143.9	144.1	143.9	144.2
0101	Glass sand	Jun/82	155.1	153.1	153.8	153.8	154.4	154.3	154.3	156.0	156.4	156.4	156.4	156.4	156.4
0111	Foundry sand	Jun/82	154.0	151.9	151.9	151.9	152.1	152.1	152.1	155.2	156.0	156.0	156.0	156.0	156.0
0121	Other industrial sand	Jun/82	183.0	178.2	182.5	182.5	182.5	182.5	182.5	184.4	184.2	184.2	184.2	184.2	184.2
02	Other nonmetallic minerals, n.e.c.	Jun/82	143.3	142.4	142.4	142.4	143.7	143.6	143.6	143.6	143.6	143.6	143.6	143.6	143.6
0209	Minerals and earths ground or treated	Jun/85	140.2	139.7	140.0	140.1	140.1	139.9	140.0	140.1	140.5	140.5	140.6	140.6	140.6
0211	Dimension stone	Jun/85	135.2	134.6	135.0	135.1	135.3	135.3	134.8	134.9	134.9	135.5	135.6	135.6	135.6
0214	Clay and related materials, n.e.c.	Jun/85	161.5	160.5	160.5	161.1	160.2	160.2	162.2	162.2	162.2	162.2	162.2	162.4	162.4
0299	Miscellaneous nonmetallic minerals, n.e.c.	Jun/90	118.0	117.9	117.9	117.9	117.9	117.9	117.9	117.9	118.1	118.1	118.1	118.4	118.3
03	Nonmetallic mineral products, n.e.c.	Jun/85	143.2	142.7	143.2	142.9	143.1	142.9	143.0	143.2	143.2	143.4	143.9	143.6	143.4
0303	Mica products and stationary art goods	Dec/00	124.9	124.1	123.8	124.7	124.9	124.8	124.8	124.7	125.1	125.1	125.8	124.8	126.4
0399	Other nonmetallic mineral products	Dec/85	96.5	96.5	96.5	96.5	96.5	96.5	96.5	96.5	96.5	96.5	96.5	96.5	96.5
14	Transportation equipment		116.8	115.8	115.3	116.5	116.8	116.6	116.6	116.6	117.1	117.1	118.0	116.7	118.7
141	Motor vehicles and equipment		144.6	145.4	145.8	145.3	145.1	144.5	144.4	143.0	142.5	142.5	146.4	145.5	144.8
1411	Motor vehicles		129.9	131.1	131.7	131.0	130.6	130.0	129.7	127.8	127.0	127.0	132.0	130.7	129.8
01	Passenger cars		135.4	137.4	138.4	137.0	136.6	135.5	134.9	131.7	130.6	130.8	139.6	137.0	135.5
03	Motor coaches and buses		129.5	132.2	132.1	130.2	130.3	129.9	128.9	126.0	125.3	125.2	134.3	130.8	129.1
04	Motorcycles		137.9	136.7	136.7	136.7	136.7	136.7	136.7	136.7	136.7	(2)	(2)	141.5	141.5
05	Trucks, 10,000 lbs. GVW and under		169.4	167.5	167.6	167.6	167.6	167.7	167.6	167.6	171.9	171.9	172.1	172.1	172.1
06	Trucks, over 10,000 lbs. GVW		150.5	152.8	155.0	153.7	152.6	150.4	150.0	145.6	143.7	144.1	155.0	152.2	150.5
08	Fire department vehicles	Jun/83	152.2	149.8	150.0	150.9	151.0	151.2	152.2	152.5	152.8	153.2	152.9	155.2	155.2
1412	Motor vehicle parts		175.8	174.2	174.2	174.2	174.2	175.0	176.2	175.9	176.7	176.2	176.7	176.7	179.6
03	Motor vehicle parts, new		112.9	113.2	113.4	113.5	113.3	113.2	113.1	113.0	112.5	112.2	112.2	112.5	112.5
0331	Motor vehicle parts, new, excl. motorcyc	Dec/82	110.0	110.3	110.5	110.6	110.3	110.2	110.2	110.1	109.6	109.3	109.2	109.6	109.6
0335	Motorcycle parts, new	Dec/84	109.9	110.2	110.4	110.5	110.2	110.2	110.1	110.1	109.5	109.2	109.2	109.5	109.6
04	Motor vehicle parts, rebuilt	Dec/82	136.9	136.3	136.3	137.0	137.0	137.1	137.1	137.1	137.1	137.1	137.1	137.1	137.3
1413	Truck and bus bodies		137.5	138.5	137.6	137.6	138.2	138.3	137.3	137.3	137.1	137.2	136.7	136.8	136.8
01	Truck and bus bodies sold separately	Dec/82	167.1	165.9	166.3	166.4	166.3	166.6	166.6	167.3	167.9	168.1	168.1	167.9	168.0
02	Completed vehicles on purchased chassis	Dec/82	165.8	164.3	164.6	164.6	164.6	165.0	165.0	166.0	167.2	167.2	167.3	167.1	167.2
0206	Emergency vehicles sold on purchased cha	Dec/82	174.4	173.7	174.1	174.3	174.1	174.1	174.3	174.6	174.7	174.7	174.7	174.5	174.5
0278	All other vehicles sold on purchased cha	Dec/00	198.5	198.4	198.4	198.7	198.3	198.3	198.7	198.7	198.7	198.7	198.2	198.2	198.2
1414	Truck trailers		101.2	100.6	101.0	101.0	101.0	101.0	101.0	101.3	101.4	101.4	101.4	101.4	101.4
01	Vans, over 10,000 lbs.		138.1	138.0	138.0	137.6	137.7	137.8	138.2	138.2	138.8	138.2	138.2	138.2	138.3
0106	Closed top vans	Jun/83	148.5	148.2	148.2	148.2	148.4	148.6	148.6	148.6	148.6	148.8	148.5	148.5	148.5
02	Tanks, over 10,000 lbs.		148.5	148.2	148.2	148.2	148.4	148.5	148.6	148.6	148.6	148.5	148.5	148.5	148.5
0201	Tanks for flammable liquids		137.6	137.4	137.4	137.4	137.4	137.4	137.4	137.7	137.7	137.7	137.7	137.7	137.7
0206	Other tanks	Dec/86	120.7	120.7	120.7	120.7	120.7	120.7	120.7	120.7	120.7	120.7	120.7	120.7	120.7
03	Other trailers and chassis, over 10,000 lb		138.5	137.7	137.7	137.7	137.7	137.7	139.0	139.0	139.0	139.0	139.0	139.0	139.0
0301	Bulk commodity trailers		122.6	123.2	123.2	121.0	121.0	121.0	123.1	123.1	125.2	122.7	122.7	122.7	122.9
			135.0	135.0	135.0	135.0	135.0	135.0	135.0	135.0	135.0	135.0	135.0	135.0	135.0

See footnotes at the end of the table.

Table 4. Producer price indexes for commodity groups, subgroups, product classes, and individual items, 2002¹--Continued
(1982=100 unless otherwise indicated)

Code	Commodity	Other index base	Ann. Avg.	Jan.	Feb.	Mar.	Apr.	May	June	July	Aug.	Sep.	Oct.	Nov.	Dec.
1414	Truck trailers (Cont'd)														
0303	Platform trailers		123.5	120.9	120.9	120.8	120.8	120.8	125.4	125.4	125.6	125.4	125.4	125.4	125.4
0304	Low-bed heavy haulers		115.3	120.1	120.1	113.3	113.3	113.3	114.6	114.6	121.4	113.1	113.1	113.1	113.8
0305	Dump trailers and chassis		138.8	138.7	138.7	138.7	138.7	138.7	138.7	138.7	138.7	139.0	139.0	139.0	139.0
0309	Other trailer and chassis		117.5	117.7	117.7	117.7	117.7	117.6	117.6	117.6	117.5	117.3	117.3	117.3	117.3
06	Truck trailers & chassis, under 10,000 lbs	Dec/86	131.7	131.0	131.0	131.0	131.0	131.0	131.0	131.0	131.0	133.0	133.0	133.0	133.0
1415	Motor homes built on purchased chassis	Jun/84	156.0	154.1	154.1	154.1	154.6	155.6	156.4	156.9	157.0	157.3	157.4	157.4	157.4
1416	Travel trailers and campers	Jun/84	137.4	136.1	136.1	135.9	136.0	136.0	137.4	137.7	138.5	138.6	138.6	138.6	138.7
01	Travel trailers	Jun/84	135.2	134.3	134.4	134.1	134.1	134.1	135.3	135.6	136.0	136.2	136.2	136.2	136.3
02	Campers, pickup covers and parts	Jun/84	143.1	140.8	140.9	140.8	141.3	141.2	143.3	143.6	145.2	145.0	145.0	145.1	145.1
142	Aircraft and aircraft equipment		186.0	185.4	185.5	185.6	185.6	185.5	185.6	185.8	186.1	186.4	186.8	187.1	187.2
1421	Aircraft		195.0	193.6	193.4	193.6	193.9	193.7	194.3	194.7	195.4	196.1	196.9	197.3	197.5
02	Civilian aircraft	Dec/85	171.3	169.8	169.6	169.8	170.1	169.9	170.4	170.9	171.7	172.5	173.2	173.7	174.0
0203	Rotary wing		166.3	165.7	165.7	165.7	165.7	165.7	165.7	165.7	165.7	165.7	165.7	(2)	172.9
0205	Fixed wing	Dec/92	133.1	131.9	131.7	131.9	132.1	131.9	132.4	132.7	133.4	134.0	134.5	134.9	135.1
1423	Aircraft engines and engine parts	Dec/85	145.7	145.2	146.2	146.2	145.9	145.9	145.7	145.6	145.3	145.4	145.5	145.6	145.7
1425	Aircraft parts and auxiliary equipment, nec	Jun/85	151.1	151.3	151.3	151.2	151.1	151.1	151.0	151.0	151.1	151.0	151.0	151.0	151.1
143	Ships and boats		171.6	170.4	170.4	170.5	170.7	170.9	170.9	171.5	172.6	172.0	172.4	173.7	173.7
1431	Ships	Dec/85	150.6	149.3	149.3	149.6	149.6	149.9	149.9	150.4	151.4	150.7	151.3	152.9	152.9
02	Self propelled ships, new, U.S. military	Jun/96	(2)	108.1	108.1	108.3	108.3	108.7	(2)	(2)	(2)	(2)	(2)	110.9	110.9
03	Self propelled ships, new, nonmilitary														
0301	Self-propelled ships, nonmilitary	Dec/85	163.1	160.9	160.9	160.9	160.9	160.9	160.9	164.3	164.3	164.3	164.3	167.5	167.5
04	Nonpropelled ships, U.S. military & nonmil	Jun/96	107.6	107.7	107.7	107.7	107.7	107.7	107.7	107.7	107.5	107.5	107.1	107.5	107.5
1432	Boats		178.8	177.8	177.8	177.7	178.4	178.2	178.1	179.0	179.9	179.5	179.6	179.8	179.9
01	Outboard motorboats		177.5	176.5	176.6	176.1	177.3	176.8	177.1	178.6	178.8	177.5	178.1	178.2	178.5
0101	Runabouts		194.7	193.8	193.8	193.8	196.3	191.7	192.8	195.7	196.1	195.6	195.6	195.6	196.1
0103	Other outboard boats	Jun/83	172.4	171.4	171.5	171.0	172.0	172.0	172.2	173.5	173.6	172.3	173.0	173.1	173.3
02	Inboard motorboats, incl. i.-o. houseboats		191.8	189.6	189.6	190.1	190.1	190.1	190.1	191.8	194.0	194.7	193.8	193.8	193.8
0201	Runabouts	Jun/83	179.3	173.9	174.0	176.7	176.7	176.7	176.7	181.3	183.2	183.2	183.2	183.2	183.2
0202	Cabin cruisers, non-military		195.1	193.4	193.4	193.4	193.4	193.4	193.4	194.5	197.0	197.9	197.3	197.3	197.3
0204	Other inboard motor boats	Jun/96	120.1	119.7	119.7	119.7	119.7	119.7	119.7	119.7	119.7	120.8	120.8	120.8	120.8
03	Inboard-outdrive boats, except houseboats		171.1	170.9	170.8	170.4	171.4	171.3	170.7	170.7	171.4	171.1	171.3	171.9	171.9
0305	Runabouts	Jun/96	122.8	122.9	122.8	122.5	123.0	122.9	122.4	122.3	122.9	122.8	122.9	122.9	122.9
0306	Cabin cruisers	Jun/96	114.7	113.9	113.9	113.5	114.9	114.9	114.6	114.9	115.4	114.7	115.0	115.0	115.0
0307	Other inboard-outdrive motorboats	Jun/96	119.4	118.8	118.8	118.8	118.8	118.8	118.8	118.8	118.8	118.9	118.9	122.3	122.3
04	All other boats		172.5	172.6	172.6	172.9	172.9	172.9	172.9	171.8	172.1	172.2	172.1	172.5	172.4
0404	Sail boats, with or without auxiliary po	Jun/96	116.4	116.8	116.8	116.8	116.8	116.8	116.8	115.7	115.7	115.8	115.8	116.4	116.2
0405	Other boats: rowboats, canoes, skiffs, e		165.9	165.0	165.0	165.8	165.8	165.8	165.8	165.8	166.7	166.7	166.4	166.2	166.2
144	Railroad equipment		134.9	134.9	134.6	135.1	135.0	135.2	135.4	134.9	135.0	134.6	134.5	134.5	134.5
1441	Locomotives and parts		131.5	131.2	130.5	131.7	131.9	131.9	132.0	131.8	132.6	131.5	131.2	130.9	130.8
1442	Railroad cars and car parts		137.0	137.3	137.3	137.3	137.1	137.4	137.6	137.0	136.6	136.6	136.6	136.9	136.9
03	Railroad car parts and accessories		138.8	140.1	140.1	140.0	138.5	139.5	139.3	138.0	138.1	138.4	138.2	137.8	137.8
04	Railroad cars	Dec/01	99.7	99.7	99.7	99.7	99.9	99.9	100.1	99.9	99.5	99.4	99.4	99.8	99.9
149	Transportation equipment, n.e.c.	Jun/85	137.0	137.0	137.1	137.2	136.9	136.9	136.7	137.2	137.2	137.6	136.8	136.7	136.7

See footnotes at the end of the table.

Table 4. Producer price indexes for commodity groups, subgroups, product classes, and individual items, 2002¹--Continued
(1982=100 unless otherwise indicated)

Code	Commodity	Other index base	Ann. Avg.	Jan.	Feb.	Mar.	Apr.	May	June	July	Aug.	Sep.	Oct.	Nov.	Dec.
1491	Transportation equipment, n.e.c.														
1101	Self-propell. golf carts & in-plant carr	Jun/85	138.8	141.0	141.0	141.0	137.0	137.0	137.0	138.3	138.3	138.2	138.8	138.9	138.9
1104	Automobile and light truck trailers	Dec/92	122.8	121.4	121.9	121.8	121.8	122.6	122.6	122.6	123.0	124.1	123.9	124.1	124.1
1105	Other transportation equipment, n.e.c.	Jun/85	131.7	131.9	131.8	132.0	132.8	132.4	131.9	132.5	132.2	132.2	130.6	130.2	130.2
15	Miscellaneous products		182.4	182.0	181.8	181.4	183.0	182.9	183.0	183.0	182.9	183.2	183.2	183.1	179.1
151	Toys, sporting goods, small arms, etc.		133.4	133.3	134.1	133.3	133.2	133.8	133.7	133.2	133.1	133.3	133.3	133.0	133.0
1511	Toys, games, and children's vehicles		124.8	124.5	124.6	124.6	124.7	124.7	124.8	124.8	124.9	124.9	124.9	124.9	124.9
0152	Games, excl. toys and hobbies	Jun/85	129.6	129.6	129.6	129.6	129.6	129.6	129.6	129.6	129.6	129.6	129.6	129.6	129.5
0153	Baby carriages, children's vehicles, exc	Jun/85	99.6	99.6	99.6	99.6	99.6	99.6	99.6	99.6	99.6	99.6	99.6	99.6	99.6
0154	Toys, excl. games and hobbies	Jun/85	114.6	113.9	114.2	114.3	114.4	114.5	114.6	114.7	114.7	114.8	114.9	114.9	114.8
0155	Hobbies, models: crafts and structural k	Jun/85	137.5	137.4	137.4	137.4	137.4	137.6	137.6	137.6	137.6	137.6	137.5	137.5	137.5
0156	Dolls and stuffed toy animals	Dec/85	122.1	122.1	122.1	122.1	122.1	122.1	122.1	122.1	122.1	122.1	122.1	122.1	122.1
1512	Sporting and athletic goods		125.5	125.4	126.7	125.5	125.4	126.2	126.1	125.3	125.1	125.4	125.3	124.8	124.8
0103	Fishing tackle and equipment	Dec/85	146.7	145.2	146.2	146.7	146.5	146.7	146.7	146.7	146.8	146.8	147.0	147.7	147.7
0127	Golf equipment	Dec/85	132.0	131.1	135.0	130.8	130.1	133.1	132.0	131.3	131.9	133.0	133.0	131.2	131.2
0182	Bicycles, adult tricycles, unicycles and	Dec/84	114.6	115.6	115.6	115.6	115.6	115.6	117.1	113.7	113.3	113.2	113.2	113.2	113.4
0185	Playground equipment	Dec/98	105.5	104.0	106.1	105.9	105.9	105.9	105.9	105.3	105.3	105.3	105.5	105.5	105.5
0192	Gymnasium and exercise equipment	Dec/98	101.2	101.0	101.4	101.4	101.4	101.6	101.1	100.9	101.4	101.8	101.3	100.5	100.5
0193	Other sporting and athletic goods	Dec/85	125.1	125.8	125.8	125.5	125.6	125.6	125.6	125.6	124.4	124.4	124.3	124.4	124.4
1513	Small arms and ammunition		180.1	180.7	180.0	179.8	179.8	179.8	179.8	179.9	179.9	180.0	180.0	180.8	181.0
01	Small arms		198.9	198.2	198.4	198.4	198.5	198.5	198.5	198.7	198.7	198.7	198.7	200.3	200.7
0102	Pistols and revolvers		179.2	179.2	179.0	179.0	179.2	179.2	179.2	179.2	179.2	179.2	179.2	179.3	179.3
0111	Shot guns		206.1	205.9	205.9	205.9	205.9	205.9	205.9	205.9	205.9	206.1	206.1	206.4	207.1
0113	Rifles, centerfire	Jun/85	173.0	172.3	172.3	172.3	172.3	172.3	172.3	172.3	172.3	172.3	172.3	176.4	177.2
0115	Other small arms	Jun/85	138.0	137.5	137.5	138.1	138.1	138.1	138.1	138.1	138.1	138.1	138.1	138.1	138.1
0119	Parts and attachments for small arms	Jun/85	154.4	152.6	154.6	154.6	154.6	154.6	154.6	154.6	154.6	154.6	154.6	154.6	154.6
0121	Small arms shipped to U.S. military	Jun/85	173.3	172.4	172.4	172.4	172.4	172.4	172.4	173.9	174.3	174.3	174.3	174.3	174.3
02	Small arms ammunition		144.3	146.5	144.1	144.1	144.1	144.1	144.1	144.1	144.1	144.1	144.1	144.1	144.1
03	Components for small arms ammunition	Jun/85	140.1	141.6	141.6	139.8	139.8	139.8	139.8	139.8	139.8	139.8	139.8	139.8	139.6
0301	Ammunition components	Jun/85	140.1	(2)	(2)	(2)	(2)	(2)	(2)	139.8	139.8	139.8	139.8	139.8	139.9
0308	All other small arms ammunition products	Jun/02	(2)	(2)	(2)	(2)	(2)	(2)	100.0	100.0	100.0	100.0	100.0	100.0	99.7
152	Tobacco products, incl. stemmed & redried		459.4	447.9	448.0	448.7	465.9	466.2	466.4	466.9	466.8	466.8	467.0	467.6	434.2
1521	Cigarettes		554.7	540.2	540.2	540.4	564.0	564.3	564.5	565.1	565.0	564.9	564.5	565.0	518.8
0102	Filter tip, king size		520.4	507.2	507.1	507.6	528.9	529.3	529.8	530.9	530.7	530.5	529.8	530.6	482.3
0103	Filter tip, super king and long size	Dec/82	434.7	424.2	424.2	424.2	442.7	442.7	442.7	442.7	442.7	442.7	442.7	442.7	402.4
1522	Cigars		281.1	279.2	279.7	279.7	279.7	279.7	280.1	279.5	279.5	279.5	281.5	287.3	287.3
1523	Other tobacco products		358.9	349.5	350.0	358.4	358.4	358.4	358.4	358.4	358.4	358.5	364.8	367.0	367.1
0102	Loose leaf chewing tobacco	Dec/82	310.0	303.3	303.7	306.3	306.3	306.3	306.3	306.3	306.3	306.3	320.5	323.9	324.4
0104	All other chewing and smoking tobacco an	Jun/99	122.1	121.0	121.0	121.0	121.0	121.0	121.1	121.1	121.1	121.2	124.8	125.2	125.2
0121	Snuff, dry and moist		457.8	441.2	442.2	460.5	460.5	460.5	460.5	460.5	460.5	460.5	460.5	463.0	463.0
1524	Stemmed and redried tobacco	Jun/84	103.3	102.1	102.4	102.5	102.7	103.3	103.5	103.6	103.7	103.9	103.9	103.9	104.3
02	Stemmed tobacco	Jun/84	101.4	100.0	100.4	100.5	100.7	101.4	101.6	101.7	101.9	102.1	102.1	102.1	102.5
153	Notions		130.2	129.6	129.7	129.8	130.3	130.4	130.4	130.4	130.4	130.4	130.4	130.2	130.2
1531	Buttons, button blanks, and parts		134.9	135.0	135.0	135.0	134.8	134.8	134.8	134.9	134.9	135.0	135.0	135.0	135.0

See footnotes at the end of the table.

Table 4. Producer price indexes for commodity groups, subgroups, product classes, and individual items, 2002¹--Continued
(1982=100 unless otherwise indicated)

Code	Commodity	Other index base	Ann. Avg.	Jan.	Feb.	Mar.	Apr.	May	June	July	Aug.	Sep.	Oct.	Nov.	Dec.
1532	Needles, pins, and fasteners		129.4	128.5	128.7	128.9	129.5	129.7	129.7	129.7	129.6	129.6	129.6	129.3	129.3
0102	Zippers and slide fasteners	Dec/85	130.4	129.6	129.6	129.6	130.7	130.7	130.7	130.7	130.7	130.7	130.7	130.7	130.7
0103	Needles, pins, non-slide fasteners & sim	Dec/85	122.9	122.0	122.3	122.6	123.0	123.3	123.3	123.3	123.1	123.1	123.1	122.6	122.6
154	Photographic equipment and supplies		107.0	112.1	111.9	111.8	105.5	105.5	105.5	105.5	105.5	105.5	105.0	105.0	105.0
1541	Photographic equipment		73.8	74.0	73.9	73.7	73.7	73.7	73.7	73.7	73.7	73.7	73.8	73.7	73.7
1542	Photographic supplies		121.6	130.2	129.8	129.9	119.1	119.1	119.1	119.1	119.1	119.1	118.2	118.2	118.2
155	Mobile homes		166.6	165.7	165.6	165.7	166.3	166.9	167.0	167.0	167.0	167.0	167.1	167.2	166.5
1552	Mobile homes, residential, single wide		168.4	167.9	167.6	167.8	168.2	168.9	168.9	168.9	168.9	168.5	168.8	168.7	167.7
1553	Mobile homes, residential, double wide		171.8	170.6	170.7	170.8	171.5	172.1	172.2	172.2	172.2	172.4	172.5	172.7	172.2
156	Medical, surgical & personal aid devices		150.9	149.9	150.4	150.3	150.7	150.7	150.8	150.7	150.9	151.3	151.6	151.6	152.1
1561	Personal aid equipment		161.4	157.4	157.4	162.1	162.1	162.1	162.1	162.3	162.3	162.3	162.3	162.3	162.3
1562	Medical instruments and equipment	Jun/82	129.1	128.3	128.6	128.7	129.3	129.0	129.3	129.2	129.4	129.4	129.4	129.2	129.6
1563	Surgical appliances and supplies	Jun/83	174.0	172.9	173.4	172.9	173.1	173.3	173.4	173.1	173.7	174.7	175.4	175.9	176.3
0101	Surgical dressings	Jun/83	108.7	108.7	108.7	108.7	108.7	108.7	108.7	108.7	108.7	108.7	108.7	108.7	108.7
0103	Other surgical appliances and supplies	Jun/83	197.7	196.3	196.9	196.3	196.5	196.8	196.9	196.6	197.3	198.5	199.4	200.0	200.5
1564	Ophthalmic goods	Dec/83	119.3	119.1	119.1	119.2	119.2	119.2	119.4	119.4	119.4	119.4	119.4	119.4	119.5
0103	Plastic ophthalmic focus lenses	Dec/83	103.5	103.7	103.7	103.4	103.5	103.5	103.5	103.5	103.5	103.5	103.5	103.5	103.5
0104	Contact lenses	Dec/83	99.9	99.4	99.4	99.7	99.7	99.7	100.1	100.1	100.1	100.1	100.1	100.1	100.1
0105	Other ophthalmic goods	Dec/83	101.3	101.2	101.2	101.3	101.3	101.3	101.3	101.3	101.3	101.3	101.3	101.3	101.3
1565	Dental equipment and supplies	Jun/85	172.0	170.1	172.5	171.8	171.9	172.1	171.5	172.0	171.1	171.6	172.8	172.4	173.9
0104	Dental supplies	Jun/85	177.1	176.0	178.8	177.3	177.4	177.5	176.5	176.5	174.6	175.5	178.1	177.1	180.1
0105	Dental laboratory equipment and supplies	Jun/97	138.8	138.8	138.8	138.8	138.8	138.8	138.8	138.8	138.8	138.8	138.8	138.6	138.6
0106	Dental professional equip., inc. dental	Jun/97	111.0	107.9	110.3	110.3	110.6	110.7	110.7	111.8	111.8	111.8	111.8	112.2	112.2
157	Industrial safety equipment		208.7	207.9	207.7	208.6	208.9	208.9	208.9	208.9	208.8	208.8	209.1	209.0	209.0
1571	Industrial safety equipment														
01	Respiratory protection equipment		208.4	208.7	208.2	208.2	208.2	208.2	208.2	208.2	208.2	208.2	208.9	208.9	208.9
05	Protective clothing except shoes		235.8	232.4	232.4	236.3	236.5	236.5	236.5	236.5	236.5	236.5	236.5	236.5	236.5
09	Other industrial safety devices	Jun/89	123.6	123.4	123.4	123.3	123.8	123.8	123.8	123.8	123.5	123.5	123.5	123.5	123.5
158	Mining services	Jun/85	132.8	137.7	135.5	132.8	133.6	132.2	132.3	132.3	131.7	132.2	131.4	130.8	131.6
1581	Mining services														
01	Metal mining services	Dec/85	117.1	117.0	117.0	117.0	117.0	117.0	117.0	117.0	117.0	117.3	117.3	117.3	117.3
03	Bituminous coal and lignite mining service	Jun/85	119.2	120.0	114.9	117.2	118.8	118.5	118.4	122.4	119.6	120.2	120.6	120.1	119.3
04	Drilling oil and gas wells services	Dec/85	153.2	157.1	156.7	154.1	153.6	151.5	152.2	152.1	151.5	153.2	152.3	152.2	151.7
05	Oil and gas field exploration services	Dec/85	68.6	67.0	67.5	63.3	65.4	65.7	65.3	71.9	72.0	71.8	71.6	71.5	70.1
06	Oil and gas field services, n.e.c.	Dec/85	138.4	145.2	141.8	138.6	140.0	138.5	138.4	137.6	136.9	136.9	135.9	134.8	136.8
07	Nonmetallic minerals mining services	Jun/85	110.3	109.9	109.4	109.4	110.6	110.6	110.7	110.7	110.5	110.5	110.5	110.5	111.0
159	Other miscellaneous products		139.4	138.9	138.8	138.8	139.0	138.8	139.3	139.4	139.1	139.8	140.5	140.0	140.4
159A	Miscellaneous products, n.e.c.	Dec/85	138.9	137.5	137.4	137.5	137.9	137.9	138.6	139.1	139.0	140.2	139.9	140.4	141.0
01	Candles	Dec/85	137.2	137.2	137.2	137.2	137.2	137.2	137.2	137.2	137.2	137.1	137.1	137.1	137.1
03	Feathers, plumes & artificial trees/flower	Dec/85	144.4	144.4	144.4	144.4	144.4	144.4	144.4	144.4	144.4	144.4	144.4	144.4	144.4

See footnotes at the end of the table.

Table 4. Producer price indexes for commodity groups, subgroups, product classes, and individual items, 2002¹--Continued
(1982=100 unless otherwise indicated)

Code	Commodity	Other index base	Ann. Avg.	Jan.	Feb.	Mar.	Apr.	May	June	July	Aug.	Sep.	Oct.	Nov.	Dec.
159A	Miscellaneous products, n.e.c. (Cont'd)														
04	Signs and advertising displays	Dec/85	143.3	142.3	142.8	142.9	143.5	143.6	143.6	143.6	143.5	143.5	143.5	143.6	143.7
0401	Electric signs	Dec/85	141.3	140.9	141.4	141.4	141.9	141.4	141.4	141.4	141.1	141.1	141.1	141.1	141.2
0402	Non-electric signs	Dec/85	150.2	146.6	147.9	148.2	149.7	151.1	151.1	151.1	151.1	151.1	151.2	151.3	151.6
0403	Advertising specialties	Dec/85	133.1	133.1	133.1	133.1	133.1	133.1	133.1	133.1	133.1	133.1	133.1	133.1	133.1
09	Other miscellaneous products, n.e.c.	Dec/85	133.9	131.4	130.0	130.2	130.3	129.9	132.4	134.1	134.1	137.9	137.1	138.6	140.4
0901	Other miscellaneous products, n.e.c.	Dec/85	133.2	132.5	132.7	132.7	132.7	132.9	132.8	133.6	133.6	133.8	133.8	133.5	133.5
0902	Waste materials, n.e.c.	Dec/86	140.9	133.0	126.7	127.5	128.0	132.0	136.3	140.6	140.8	155.3	152.0	158.9	166.1
1591	Caskets		191.7	190.0	191.2	191.1	191.2	191.2	191.2	191.3	191.3	191.3	191.3	191.3	198.4
0103	Hardwood, adult size		212.1	207.8	211.6	211.7	211.7	211.7	211.7	211.7	211.7	211.7	211.7	211.7	220.4
0104	Steel, excluding stainless, adult sizes		189.4	188.4	188.7	188.6	188.6	188.6	188.6	188.8	188.8	188.8	188.8	188.8	197.2
0105	Other metal caskets and coffins, adult s	Dec/84	186.5	186.4	186.4	186.4	186.4	186.4	186.4	186.4	186.4	186.4	186.4	186.4	187.6
0108	Other caskets and coffins & metal vaults	Dec/84	152.9	151.3	152.4	152.4	152.4	152.4	152.4	152.4	152.4	152.4	152.4	152.4	159.4
1593	Musical instruments		175.7	173.1	173.2	173.6	175.4	175.4	175.5	176.9	177.0	177.0	177.3	177.3	177.3
0114	Pianos	Jun/85	199.0	197.7	197.7	197.5	199.1	199.1	199.1	199.5	199.5	199.5	199.6	199.6	199.6
0115	Organs	Jun/85	164.9	147.8	147.8	147.8	163.0	163.0	163.0	175.2	174.1	174.1	174.1	174.2	174.2
0116	Piano and organ parts	Jun/85	177.6	177.6	177.6	177.6	177.6	177.6	177.6	177.6	177.6	177.6	177.6	177.6	177.6
0117	Other musical instruments and parts	Jun/85	174.1	173.0	173.3	173.7	173.9	173.9	174.0	174.1	174.4	174.4	174.7	174.7	174.7
1594	Jewelry and jewelry products		128.6	128.2	128.4	128.5	128.0	128.4	128.7	128.6	128.6	128.7	128.8	128.9	128.9
02	Jewelry, platinum and karat gold		130.0	129.7	130.1	130.2	129.3	129.7	130.1	130.0	129.9	130.1	130.1	130.1	130.2
03	Other precious metal jewelry		110.2	109.8	109.9	109.9	109.9	109.9	110.1	110.2	110.1	110.2	110.9	110.7	110.8
04	Costume jewelry and novelties		144.2	144.0	144.0	143.7	143.7	144.3	144.3	144.3	144.4	144.4	144.4	144.4	144.3
0411	Costume jewelry & novelties made of base	Jun/85	128.9	128.7	128.7	128.4	128.4	129.1	129.1	129.1	129.1	129.1	129.1	129.1	129.0
0412	Other costume jewelry, novelties, compac	Jun/85	118.8	118.8	118.8	118.8	118.8	118.8	118.8	118.8	118.8	118.8	118.8	118.8	118.8
05	Jewelers' findings and materials		132.9	130.9	131.3	131.7	132.1	132.9	133.7	133.0	133.2	133.3	133.7	134.4	134.4
06	Lapidary work, diamond cutting, & polishin		75.8	75.8	75.8	75.8	75.8	75.8	75.8	75.8	75.8	75.8	75.8	75.8	75.8
1595	Pens, pencils, and marking devices		154.6	154.7	153.9	153.5	154.9	154.8	154.3	154.3	154.9	155.2	155.4	154.5	154.6
02	Pens, mechanical pencils, and parts	Dec/85	154.4	155.2	153.9	152.8	155.3	155.0	154.0	153.7	154.0	154.6	154.9	154.3	154.5
0201	Ball point pens, including roller pens		153.2	155.0	152.5	150.6	155.1	154.5	152.5	151.9	152.6	153.4	154.0	152.8	153.2
0207	Pen and mechanical pencil parts & refill	Dec/85	166.4	164.7	165.1	165.1	165.1	165.1	167.5	167.5	167.5	167.5	167.5	167.5	167.5
0208	Markers, fine point and broad tipped	Jun/93	122.2	122.2	122.2	122.2	122.2	122.2	122.2	122.2	122.2	122.2	122.2	122.2	122.2
0209	Other pens and desk sets	Jun/93	148.0	146.9	146.9	146.9	146.9	146.9	146.9	146.9	146.9	150.0	150.0	(2)	(2)
03	Lead pencils and art goods	Dec/85	144.6	144.3	144.3	144.3	144.4	144.5	144.5	145.4	145.4	145.4	145.4	143.6	143.7
0303	Artists' equipment and supplies	Dec/85	153.7	152.3	152.3	152.3	152.5	152.6	152.7	155.0	155.0	155.0	155.0	155.0	155.2
0304	Nonmechanical pencils, crayons, and chal	Dec/01	99.7	100.0	100.1	100.1	100.1	100.1	100.1	100.1	100.1	100.1	100.1	97.9	97.9
04	Marking devices	Dec/85	137.3	135.9	135.9	136.5	136.5	136.8	136.9	136.9	138.4	138.4	138.4	138.4	138.2
0401	Rubber and vinyl stamps	Dec/85	139.9	139.2	139.2	139.2	139.2	140.0	140.0	140.0	140.5	140.4	140.4	140.4	140.4
0402	Mechanical hand stamps	Dec/85	155.4	155.0	155.0	155.0	155.0	155.2	155.8	155.8	155.8	155.7	155.7	155.7	155.3
0405	Other marking devices	Dec/85	120.4	118.7	118.7	120.3	120.3	120.3	120.3	120.3	121.2	121.2	121.2	121.2	120.9
1596	Watches, clocks, watchcases, & parts		122.9	121.7	123.0	123.0	123.0	123.0	123.0	123.0	123.0	123.0	123.0	123.0	123.0
1597	Brooms and brushes		150.7	149.1	149.9	150.0	150.4	150.6	151.0	151.1	151.2	151.2	151.1	151.3	151.3
0501	Brooms	Dec/85	150.3	147.3	147.4	148.3	150.1	151.1	151.1	151.3	151.3	151.3	151.3	151.3	151.3
0502	Paint and varnish brushes and rollers	Dec/85	136.0	136.0	136.0	136.0	136.0	136.0	136.0	136.0	136.0	136.0	136.0	136.0	136.0
0503	Other brushes, excl. paint and varnish b	Dec/85	147.5	145.6	146.9	146.9	147.1	147.1	147.7	147.8	148.0	148.0	147.9	148.3	148.3
1598	Phono records, compact discs, & audio tapes ³		95.0	98.7	97.4	97.4	96.7	94.1	95.1	93.8	90.5	92.2	99.1	92.7	91.7
01	Phono records, compact and other discs		100.2	102.8	101.1	101.1	100.9	97.4	99.5	100.4	96.9	98.8	104.9	99.5	99.5
0104	Compact discs	Jun/92	91.4	93.8	92.2	92.2	91.9	88.5	90.6	91.3	87.8	90.0	96.2	90.9	90.9
0191	Disc records	Dec/84	111.6	113.6	112.0	112.0	112.4	111.0	111.5	113.9	113.7	111.1	110.8	108.2	108.6
02	Audio tapes		82.2	90.3	90.3	90.3	87.7	88.5	85.7	76.2	73.6	74.5	84.6	74.7	70.2

See footnotes at the end of the table.

Table 4. Producer price indexes for commodity groups, subgroups, product classes, and individual items, 2002¹--Continued
 (1982=100 unless otherwise indicated)

Code	Commodity	Other index base	Ann. Avg.	Jan.	Feb.	Mar.	Apr.	May	June	July	Aug.	Sep.	Oct.	Nov.	Dec.
1599	Fire extinguishers		155.5	152.8	152.9	152.9	153.3	153.3	153.3	155.0	158.4	158.4	158.4	158.4	158.6

¹ Monthly data and annual averages have been recalculated to incorporate late reports and corrections by respondents.

² Not available.

³ Prices for some items in this grouping are lagged 1 month.
 n.e.c. = Not elsewhere classified.

Table 5. Producer price indexes for special commodity groupings, 2002¹

Grouping	Annual Average	January	February	March	April	May	June	July	August	September	October	November	December
All commodities except farm products.....	133.1	130.3	130.1	131.4	133.0	132.9	133.0	133.2	133.4	134.2	135.2	135.1	134.9
All foods.....	135.6	136.5	137.7	138.9	134.2	134.5	135.0	135.1	134.8	134.3	135.1	135.1	135.7
Processed foods.....	137.3	137.2	138.2	137.9	137.1	136.6	136.8	137.2	136.7	136.8	137.3	137.4	138.6
Industrial commodities less fuels and related products and power.....	143.0	142.2	142.2	142.4	142.8	142.7	143.0	143.0	143.0	143.2	143.9	143.8	143.4
Selected textile mill products.....	121.2	121.7	121.2	121.1	121.1	120.8	121.0	121.0	120.8	121.0	121.2	121.5	121.5
Hosiery.....	131.9	130.6	131.4	129.9	130.3	130.2	130.2	130.0	129.9	129.9	133.8	133.8	142.7
Underwear and nightwear.....	129.6	129.8	129.7	129.7	129.7	129.7	129.7	129.7	129.5	129.6	129.6	129.3	129.3
Chemicals and allied products, including synthetic rubber and synthetic fibers and yarns.....	149.3	144.9	145.1	146.5	148.1	148.1	148.8	150.3	151.0	151.5	152.6	152.9	152.3
Pharmaceutical preparations.....	309.2	305.0	305.2	306.5	307.0	307.0	308.9	309.2	309.8	311.0	313.2	313.7	313.6
Synthetic paint resins (June 1987=100).....	130.3	111.3	116.1	120.7	125.4	130.1	134.8	139.6	139.7	139.7	137.7	135.5	133.1
Lumber and plywood.....	165.7	163.2	166.2	171.0	170.7	167.6	165.6	165.1	166.5	164.7	163.3	162.3	162.2
Steel mill products, including fabricated wire products.....	107.3	101.2	101.2	102.4	103.7	104.9	107.0	108.4	109.6	111.8	112.4	112.4	112.2
Finished steel mill products, excluding fabricated wire products.....	104.9	98.2	98.1	99.6	100.9	102.3	104.6	106.1	107.4	109.9	110.8	110.8	110.5
Finished steel mill products, including fabricated wire products.....	107.6	101.4	101.3	102.7	103.9	105.2	107.3	108.6	109.9	112.2	113.0	113.0	112.7
Stainless steel mill products (December 1989=100).....	78.1	75.5	75.2	76.6	77.3	78.0	79.2	79.8	80.0	79.8	78.7	78.7	79.0
Special metals and metal products.....	127.8	127.2	127.6	127.5	127.6	127.7	128.0	127.4	126.9	127.2	129.4	128.9	128.5
Fabricated metal products.....	136.3	136.0	136.0	135.9	136.0	136.1	136.3	136.5	136.6	136.6	136.5	136.7	136.7
Copper and copper products.....	122.8	121.5	122.6	124.7	124.5	125.3	127.7	125.4	119.2	119.3	118.3	122.3	123.5
Machinery and motive products.....	132.5	133.1	133.2	133.1	132.9	132.6	132.4	131.8	131.6	131.6	133.0	132.6	132.2
Machinery and equipment, except electrical.....	129.0	129.2	129.2	129.2	129.2	129.1	129.0	128.9	128.8	128.8	128.8	128.7	128.7
Agricultural machinery, including tractors.....	164.9	164.2	164.2	164.7	164.7	164.7	164.5	164.8	164.9	165.2	165.5	165.7	165.6
Metalworking machinery.....	157.2	157.5	157.6	157.4	156.9	156.9	157.0	157.6	157.6	157.6	156.8	156.6	156.5
Total tractors.....	151.7	151.6	151.5	151.6	151.6	151.5	151.6	151.7	151.8	151.8	151.8	152.0	152.1
Construction materials.....	144.0	142.0	142.2	143.2	143.5	143.8	144.3	144.7	145.1	145.4	145.0	144.6	144.3
Agricultural machinery and equipment, less parts.....	162.1	161.1	161.3	161.7	161.8	161.8	161.7	162.1	162.2	162.5	162.7	162.9	163.3
Farm and garden tractors, less parts.....	150.1	150.0	150.0	150.2	150.2	150.0	150.0	150.0	150.2	150.2	150.2	150.3	150.3
Agricultural machinery excluding tractors, less parts.....	167.3	166.3	166.3	166.9	166.9	167.1	166.7	167.2	167.2	167.8	168.2	168.5	168.3

¹ For a description of the indexes comprising these special commodity groupings, see table 8 in the monthly issue of *Producer Price Indexes*. Monthly and annual data have been revised to reflect the availability of late reports and corrections by respondents.

Table 6. Producer price indexes for material and supply inputs to construction industries, 2002¹

Grouping	Annual Average	January	February	March	April	May	June	July	August	September	October	November	December
Inputs to construction industries.....	138.3	137.5	137.4	137.9	138.4	138.4	138.5	138.6	138.9	138.9	138.8	138.4	138.3
New construction.....	138.8	138.0	137.9	138.4	138.9	138.8	138.9	139.0	139.3	139.4	139.3	138.9	138.8
Single-unit residential.....	141.1	140.3	140.3	140.9	141.3	141.2	141.1	141.3	141.6	141.6	141.4	141.0	141.0
Multi-unit residential.....	138.6	138.1	137.7	138.3	138.8	138.6	138.7	138.8	138.9	139.1	138.8	138.5	138.5
Non-residential buildings.....	135.8	135.1	135.1	135.4	135.8	135.8	135.8	136.0	136.3	136.4	136.2	136.0	135.9
Highway and street construction.....	133.7	132.9	132.4	132.7	133.3	133.8	133.9	134.1	134.2	134.4	134.4	133.9	133.7
Other heavy construction.....	137.3	136.3	136.2	136.7	137.4	137.3	137.5	137.6	137.8	138.1	138.1	137.6	137.4
Maintenance and repair construction.....	137.0	136.1	136.1	136.6	137.1	137.2	137.1	137.3	137.6	137.6	137.4	137.0	136.9
Residential.....	137.0	136.3	136.3	136.8	137.2	137.3	137.1	137.2	137.5	137.4	137.1	136.8	136.7
Non-residential.....	137.0	136.0	136.0	136.5	137.0	137.1	137.2	137.3	137.6	137.7	137.5	137.1	136.9

¹ Monthly data and annual averages have been recalculated to incorporate late reports and corrections by respondents. Indexes in this table are derived from the primary product indexes in table 3 that are weighted using 1992 input/output relationships. These indexes only include inputs to construction which are produced by the mining and manufacturing

sectors of the economy, excluding capital equipment. Because they do not include labor or capital costs, these indexes should not be regarded as comprehensive measures of changes in construction costs. See note on page 190 of *Producer Price Indexes* for July 1986.

Table 7. Producer price indexes for the net output of industry by stage of process, 2002¹

Grouping	Annual Average	January	February	March	April	May	June	July	August	September	October	November	December
Net output from:													
Crude processors.....	125.1	116.5	113.7	120.6	128.9	129.7	125.7	127.3	127.9	128.2	127.7	127.5	127.5
Crude agricultural and feed processors.....	104.4	94.7	93.9	95.4	95.3	98.1	99.1	107.5	116.4	120.0	112.3	110.6	109.7
Crude agricultural processors.....	101.0	88.6	87.7	89.6	89.1	93.9	94.2	105.5	117.9	121.6	110.1	107.9	106.3
Crude feed processors.....	116.8	112.2	111.5	112.4	113.0	111.9	114.3	117.2	119.4	122.8	122.8	122.0	122.4
Crude mining processors.....	122.6	106.8	99.7	116.0	136.8	137.6	126.0	125.8	125.0	125.0	124.4	123.7	124.9
Crude manufacturing processors less feeds.....	137.0	133.8	133.8	134.8	135.7	136.1	136.8	138.4	138.4	138.3	139.2	139.8	139.0
Crude nondurables processors.....	139.9	135.9	135.9	136.9	138.1	138.6	139.3	141.6	142.0	141.9	143.2	143.4	142.3
Crude durables processors.....	126.9	126.7	126.7	127.6	127.5	127.7	128.1	127.4	125.7	125.5	125.3	127.0	127.4
Primary processors.....	131.2	125.9	126.0	128.1	130.3	130.2	131.2	132.0	132.6	134.6	136.0	134.3	133.4
Primary agricultural and food processors.....	105.3	105.9	107.9	106.8	102.1	102.8	102.7	103.8	104.5	105.5	106.6	108.0	107.6
Primary agricultural processors.....	106.8	108.4	111.0	109.5	104.0	104.8	104.1	104.7	104.9	105.7	107.4	108.9	108.3
Primary food processors.....	98.3	93.1	91.9	92.8	93.0	92.4	95.8	99.9	103.4	105.7	103.3	104.0	104.4
Primary mining processors.....	147.6	146.0	146.7	147.0	147.4	147.7	147.8	148.1	148.1	148.2	148.1	148.0	148.5
Primary manufacturing processors less foods.....	136.5	130.2	130.1	132.6	135.9	135.7	136.8	137.6	138.2	140.4	141.9	139.6	138.7
Primary nondurables processors.....	143.7	135.6	135.3	138.6	143.1	142.8	144.2	145.2	145.9	148.9	150.9	147.8	146.5
Primary durables processors.....	124.7	123.1	123.3	123.9	124.1	124.4	124.7	125.1	125.4	125.6	125.6	125.5	125.5
Semifinished processors.....	132.4	132.3	132.9	133.5	132.0	132.1	132.3	132.5	132.2	132.2	132.3	132.3	132.3
Semifinished agricultural and food processors.....	124.4	125.8	127.6	130.0	122.8	123.9	124.1	124.5	123.1	122.8	123.1	122.3	122.8
Semifinished agricultural processors.....	145.8	159.1	166.4	183.8	132.0	145.7	143.5	144.0	142.0	135.8	140.7	132.2	124.1
Semifinished food processors.....	121.6	121.5	122.6	123.0	121.6	121.0	121.6	121.9	120.7	121.1	120.8	121.0	122.6
Semifinished manufacturing processors less foods.....	134.6	134.2	134.4	134.6	134.5	134.4	134.6	134.7	134.7	134.7	134.8	134.9	134.9
Semifinished nondurables processors.....	161.2	159.8	160.0	160.4	160.6	160.7	161.0	161.3	161.5	161.7	162.1	162.3	162.5
Semifinished durables processors.....	124.3	124.2	124.3	124.4	124.3	124.2	124.3	124.3	124.3	124.2	124.2	124.3	124.1
Finished processors.....	130.7	130.6	130.7	130.6	130.8	130.5	130.5	130.1	130.0	131.8	131.4	131.0	130.5
Finished foods processors.....	134.7	134.3	134.4	134.1	134.2	133.7	133.5	133.4	133.7	142.2	134.1	133.9	134.5
Finished mining processors.....	162.9	164.8	164.6	162.4	162.6	161.0	161.5	163.0	162.6	164.1	163.3	163.2	162.4
Finished manufacturing processors less foods.....	129.7	129.7	129.8	129.6	129.9	129.7	129.7	129.2	129.0	129.2	130.6	130.2	129.4
Finished nondurables processors.....	157.8	156.7	156.5	156.6	158.4	158.2	158.4	158.3	158.4	158.5	158.5	158.8	155.9
Finished durables processors.....	121.6	121.9	122.1	121.9	121.7	121.5	121.4	120.8	120.6	120.8	122.6	122.1	121.8
Special Groupings:													
Crude energy processors.....	124.3	107.5	99.9	117.2	139.3	140.2	127.7	127.6	126.8	126.9	126.2	125.4	126.7
Crude processors less energy.....	130.3	126.1	126.0	127.1	127.8	128.6	129.3	131.9	133.4	133.8	133.3	133.5	132.7
Crude processors less agriculture.....	127.8	119.4	116.5	123.7	132.7	133.3	128.9	129.8	129.6	129.6	129.9	129.9	129.9
Crude processors less agriculture and feeds.....	128.1	119.6	116.6	124.0	133.4	134.0	129.4	130.2	129.9	129.8	130.1	130.1	130.1
Crude processors less agriculture, feeds, and energy.....	135.4	132.3	132.3	133.3	134.2	134.6	135.2	136.8	136.8	136.6	137.6	138.1	137.3
Primary energy processors.....	161.5	145.8	145.6	152.1	160.7	160.1	162.5	164.4	165.8	171.0	174.8	169.0	166.5
Primary processors less energy.....	124.9	124.4	124.7	124.6	123.8	124.1	124.4	124.7	125.0	125.5	125.7	125.9	125.8
Primary processors less agriculture, foods, and energy.....	130.4	129.7	129.5	129.7	129.8	130.0	130.4	130.5	130.7	131.1	131.1	131.0	131.0
Finished processors less foods.....	129.8	129.8	129.9	129.7	130.0	129.8	129.8	129.3	129.1	129.3	130.7	130.3	129.5

¹ Monthly data and annual averages have been recalculated to incorporate late reports and corrections by respondents. Indexes in this table are derived from the industry indexes in table 3. Industries are allocated to stage of process based on

inter-industry shipment patterns from the 1977 input/output relationships.

Table 8. Producer price indexes for net material inputs to industry stage of process and final demand, 2002¹

Grouping	Annual Average	January	February	March	April	May	June	July	August	September	October	November	December
Net material input to:													
Primary processors.....	124.5	113.9	110.6	118.6	128.7	129.5	124.5	126.3	127.6	129.2	129.0	128.5	127.9
Foods and agricultural products.....	110.6	102.1	101.3	102.6	103.0	104.9	105.2	112.6	120.8	124.2	117.9	116.4	115.7
Crude food and agricultural products.....	111.5	100.7	99.8	101.3	101.6	105.3	104.3	114.3	125.9	129.8	120.0	118.0	116.6
Processed foods.....	113.8	109.2	108.5	109.5	110.2	108.8	111.6	114.4	116.5	119.5	119.2	118.7	119.2
Energy.....	136.5	114.3	106.3	125.8	151.1	152.2	138.4	139.4	140.0	142.9	143.7	142.5	141.9
Goods less food and energy.....	128.5	126.4	126.1	126.8	127.5	127.7	128.3	129.4	129.5	129.6	130.3	130.6	130.1
Mining products less energy.....	106.7	105.4	106.1	106.5	106.5	106.5	108.7	107.1	107.2	106.8	106.4	107.0	106.8
Nondurables less food and energy.....	130.0	127.1	126.6	127.3	128.3	128.6	129.2	131.0	131.7	131.8	133.0	132.9	132.0
Durables.....	127.3	126.9	126.9	127.7	127.5	127.9	128.1	127.8	126.7	126.6	126.5	127.7	127.9
Semifinished processors.....	118.0	117.2	117.7	118.2	117.1	117.4	117.6	117.9	117.9	118.2	118.7	119.3	119.4
Foods and agricultural products.....	93.1	95.0	97.4	97.4	91.7	92.2	91.5	91.4	91.0	90.3	91.3	93.5	94.8
Crude food and agricultural products.....	91.8	94.0	96.6	96.6	90.5	91.0	90.2	89.8	89.3	88.5	89.7	91.9	93.2
Processed foods.....	111.6	108.1	107.4	108.2	108.0	108.0	110.1	112.8	114.8	116.0	114.6	115.2	116.3
Energy.....	160.5	149.2	148.0	152.5	159.2	158.7	161.5	162.8	163.8	167.8	169.8	167.0	165.7
Goods less food and energy.....	127.2	125.9	125.8	126.2	126.5	126.7	127.2	127.5	127.6	128.0	128.2	128.3	128.2
Mining products less energy.....	109.0	108.4	109.1	109.8	109.9	109.9	111.9	109.6	107.2	107.0	106.9	108.8	109.0
Nondurables less food and energy.....	132.3	131.4	130.9	131.1	131.5	131.6	132.0	132.5	132.8	133.1	133.6	133.6	133.2
Durables.....	123.7	122.1	122.2	122.8	123.0	123.3	123.7	124.1	124.3	124.7	124.7	124.8	124.8
Finished processors.....	121.4	121.1	121.1	121.5	121.1	121.1	121.3	121.4	121.4	121.7	121.9	121.9	121.9
Foods and agricultural products.....	119.7	120.5	121.7	122.9	117.9	118.1	118.0	118.6	118.8	119.3	120.2	119.7	120.1
Crude food and agricultural products.....	116.0	122.8	123.9	126.1	113.1	115.3	112.5	111.9	113.3	113.1	115.9	113.3	111.0
Processed foods.....	121.0	119.3	120.5	121.3	119.8	119.1	120.2	121.4	121.0	121.9	121.9	122.2	123.8
Energy.....	161.8	153.7	151.8	154.9	160.2	159.9	163.0	163.9	164.5	167.6	167.9	167.4	166.9
Goods less food and energy.....	121.4	121.1	121.1	121.3	121.3	121.3	121.4	121.5	121.5	121.6	121.7	121.9	121.8
Mining products less energy.....	109.2	105.9	108.3	107.8	108.0	108.9	110.1	109.5	109.4	110.3	110.2	110.2	111.1
Nondurables less food and energy.....	134.1	133.6	133.2	133.4	133.7	133.7	134.0	134.1	134.3	134.6	134.9	134.9	134.8
Durables.....	114.4	114.2	114.3	114.5	114.4	114.3	114.4	114.4	114.4	114.4	114.4	114.6	114.5
Final demand.....	133.1	131.3	131.5	132.4	133.0	132.8	133.1	133.1	133.0	133.7	135.2	134.2	133.4
Consumers.....	137.6	134.9	135.3	136.6	137.4	137.3	137.8	137.8	137.8	138.7	140.3	139.1	138.0
Foods and agricultural products.....	130.5	131.2	132.2	132.9	129.6	130.1	130.3	130.4	129.9	129.6	129.9	129.7	129.8
Crude food and agricultural products.....	143.1	152.3	160.2	169.0	130.4	142.9	142.1	142.8	141.0	136.3	140.4	135.6	124.8
Processed foods.....	129.2	129.3	129.8	129.8	129.3	128.9	129.2	129.2	128.8	128.8	128.8	128.9	129.9
Energy.....	161.4	145.2	144.6	151.6	161.0	160.3	162.2	164.0	165.4	170.8	174.9	169.3	166.8
Consumer goods less food and energy.....	141.5	141.1	141.3	141.1	141.8	141.5	141.6	141.1	140.9	141.0	142.7	142.4	141.0
Mining products less energy.....	129.9	130.0	130.7	130.1	129.7	129.7	129.8	129.6	129.8	129.7	130.0	130.0	130.1
Nondurables less food and energy.....	160.3	159.0	159.0	159.1	160.6	160.5	160.8	160.8	160.9	161.1	161.3	161.5	159.4
Durables.....	119.3	120.0	120.4	119.8	119.6	119.2	119.1	117.9	117.5	117.6	120.9	119.9	119.3
Capital investment.....	121.1	121.5	121.6	121.4	121.2	121.0	120.9	120.5	120.4	120.5	121.8	121.4	121.1
Special Groupings:													
Final demand less foods and agricultural products.....	134.0	131.4	131.5	132.4	134.1	133.8	134.2	134.1	134.2	135.1	137.0	135.8	134.7
Final demand less energy.....	132.1	132.3	132.7	132.8	132.0	132.0	132.1	131.8	131.5	131.5	132.7	132.4	131.7
Final demand less food and energy.....	132.8	132.8	132.9	132.7	133.0	132.8	132.8	132.3	132.2	132.3	133.8	133.5	132.5
Consumer goods less energy.....	137.0	137.1	137.6	137.7	136.8	136.9	137.0	136.7	136.4	136.4	137.5	137.2	136.4
Consumer goods less foods and agricultural products.....	141.6	137.4	137.4	138.9	141.7	141.4	141.9	142.0	142.2	143.6	145.8	144.2	142.6
Nondurable consumer goods less foods.....	154.5	147.6	147.4	150.1	154.6	154.2	155.1	155.8	156.4	158.5	160.2	158.2	156.0

¹ Monthly data and annual averages have been recalculated to incorporate late reports and corrections by respondents. Indexes in this table are derived from the product indexes in table 3. These indexes are composed of the goods used by the industries in each of the industry stage-of-process output indexes as shown by the 1977 input/output

relationships. These material inputs include only domestic material input and do not include any imported materials which may be used.

Table 9. Relative importance of subproduct classes in the producer price index by detailed stage-of-processing category, December 2002¹

SOP code	Commodity code	Index	Relative importance		SOP code	Commodity code	Index	Relative importance	
			Revised (1997)	Former (1997)				Revised (1997)	Former (1997)
1000		Crude materials	100.000	100.000					
1100		Crude foodstuffs and feedstuffs	38.685	38.646					
	011101	Citrus fruits	.099	.098		101211	Carbon steel scrap	2.798	2.796
	011102	Other fruits and berries	.349	.349		101212	Stainless and alloy steel scrap	.278	.278
	011103	Melons	.018	.018		101213	Cast iron scrap	.279	.279
	011301	Dry vegetables	.041	.041		101214	Other ferrous scrap	.009	.009
	011302	Fresh vegetables, except potatoes	.459	.458		102102	Copper ores	.729	.728
	011303	Sweet potatoes	.012	.012		102103	Lead and zinc ores	.089	.089
	011305	Irish potatoes for processing	.098	.097		102104	Silver ores	.038	.037
	011901	Tree nuts	.264	.264		102105	Gold ores	1.031	1.030
	012101	Wheat	1.788	1.786		102107	Ferroalloy ores	.133	.133
	012201	Barley	.186	.186		102108	Uranium-radium-vanadium ores	.023	.023
	012202	Corn	4.003	3.999		102109	Bauxite and other aluminum ores	.002	.002
	012203	Oats	.028	.028		102111	Other nonferrous metal ores	.047	.047
	012204	Rye	.004	.004		102301	Copper base scrap	.894	.893
	012205	Sorghum	.250	.250		102302	Aluminum base scrap	1.591	1.590
	012301	Louisiana rough rice	.182	.182		102303	Other nonferrous scrap nec.	.620	.619
	013101	Slaughter steers and heifers	11.889	11.876		132101	Construction sand, gravel, & crushed s	3.330	3.327
	013102	Slaughter cows and bulls	1.821	1.819	1220	139901	Industrial sand	.170	.170
	013103	Slaughter vealers	.088	.088		139902	Other nonmetallic minerals, n.e.c.	.619	.618
	013201	Slaughter barrows and gilts	2.418	2.415					
	013202	Slaughter sows	.120	.120		085101	Construction	.847	.846
	013301	Slaughter lambs	.200	.200		085102	Softwood logs, bolts and timber	.559	.559
	014102	Slaughter broiler/fryers	3.712	3.708		085102	Hardwood logs, bolts and timber	.057	.057
	014201	Slaughter turkeys	.845	.844		132101	Construction sand, gravel, & crushed s	.220	.219
	014301	Slaughter ducks	.034	.034	1300	139901	Industrial sand	.011	.011
	016101	Milk eligible for fluid use	5.059	5.053					
	016201	Milk, manufacturing grade	.158	.158	1310		Crude fuel	28.173	28.212
	017108	Breaker stock and checks and undergrad	.329	.329					
	018101	Alfalfa hay	1.095	1.094		051101	Manufacturing industries	2.540	2.543
	018301	Oilseeds	2.482	2.480		051102	Prepared anthracite shipped	.003	.003
	022301	Unprocessed finfish	.123	.123		051102	Unprepared anthracite shipped	.001	.001
	022305	Unprocessed shellfish	.118	.118		051209	Prepared bituminous and Lignite	.496	.496
	025201	Raw cane sugar and byproducts	.414	.414		053101	Natural gas	2.040	2.042
1200		Crude nonfood materials except fuel	33.142	33.142					
1210		Manufacturing	32.295	32.297					
	011101	Citrus fruits	.029	.029		051101	Prepared anthracite shipped	.023	.023
	011103	Melons	.006	.006		051102	Unprepared anthracite shipped	.009	.009
	012101	Wheat	.022	.022		051209	Prepared bituminous and Lignite	4.186	4.191
	012201	Barley	.015	.015		053101	Natural gas	21.416	21.445
	012202	Corn	.048	.048					
	012203	Oats	.002	.002					
	012204	Rye	.000	.000					
	012205	Sorghum	.021	.021					
	012301	Louisiana rough rice	.002	.002					
	015101	Raw cotton	.784	.783					
	015201	Wool	.023	.023					
	018301	Oilseeds	.158	.157					
	019201	Leaf tobacco	.888	.887					
	041901	Hides and skins, incl. cattle	.541	.540					
	051208	Unprepared bituminous coal and Lignite	.891	.892					
	056101	Crude petroleum (domestic production)	12.844	12.862					
	065202	Phosphates	.319	.320					
	085101	Softwood logs, bolts and timber	.414	.414					
	085102	Hardwood logs, bolts and timber	.042	.042					
	085103	Pulpwood	.429	.429					
	085104	Other roundwood products	.101	.101					
	091201	News	.170	.170					
	091202	Mixed papers	.064	.064					
	091203	Corrugated	.228	.228					
	091207	High grades (pulp substitutes & deinki	1.128	1.127					
	101105	Iron Ores	.445	.444					
						2000	Intermediate materials, supplies and co	100.000	100.000
						2100	Manufacturing	46.896	46.868
						2110	Food manufacturing	2.918	2.918
						021121	Cookies, crackers, and related product	.005	.005
						021203	Flour	.182	.183
						021204	Flour base mixes and doughs	.031	.031
						021301	Head rice	.004	.004
						021302	Other milled rice and byproducts	.001	.001
						021409	Other cereals except pasta products	.055	.055
						022101	Beef/veal products, fresh or frozen	.362	.362
						022103	Lamb/mutton, fresh or frozen	.004	.004
						022104	Pork products, fresh, frozen or proces	.142	.142
						022105	Other meats, fresh, frozen, or canned	.127	.127
						022203	Young chickens (broilers/fryers/roaste	.122	.123
						022206	Turkeys (toms/hens), inc. whole/parts/	.029	.030
						022208	Canned, cooked, smoked or prepared pou	.077	.077
						022209	Chicken hens and other poultry/small g	.003	.003
						022302	Fresh packaged fish and seafood	.006	.006
						022303	Frozen packaged fish and seafood	.016	.016
						023103	Packaged fluid milk and related produc	.148	.148
						023104	Cottage cheese	.009	.009
						023105	Other milk products	.027	.027
						023106	Bulk fluid milk and cream	.109	.109
						023201	Butter	.002	.002

See footnotes at end of table.

Table 9. Relative importance of subproduct classes in the producer price index by detailed stage-of-processing category, December 2002¹
 --Continued

SOP code	Commodity code	Index	Relative importance		SOP code	Commodity code	Index	Relative importance	
			Revised (1997)	Former (1997)				Revised (1997)	Former (1997)
2110		Food manufacturing (Cont'd)							
	023302	Natural cheese, except cottage cheese	.125	.125	031502	Non-cellulosic	.279	.279	
	023303	Processed cheese and related products	.045	.045	032601	Cotton	.161	.161	
	023304	Imitation cheese	.003	.003	032602	Wool	.011	.011	
	023502	Dry milk product, including feed grade	.048	.048	032603	Synthetic	.131	.131	
	023503	Liquid milk products	.031	.031	032604	Other throwing and winding mill produc	.120	.120	
	023505	Ice cream mixes and related products	.012	.012	032705	Thread for any use, grey or finished	.039	.039	
	024101	Canned fruits	.008	.008	033701	Cotton	.144	.144	
	024102	Canned fruit juices	.015	.015	033702	Wool	.012	.012	
	024202	Frozen fruits, melons, and berries	.004	.004	033703	Synthetic	.288	.288	
	024203	Frozen juices and ades	.011	.011	033803	Circular knits, except hosiery	.056	.055	
	024204	Citrus pulp and other citrus by produc	.000	.000	033804	Warp knits, except hosiery	.033	.033	
	024301	Dried and dehydrated fruits	.016	.016	033901	Tire cord fabric	.048	.048	
	024401	Can vegetables and juices	.027	.027	034201	Cotton	.122	.122	
	024502	Frozen potatoes	.019	.019	034202	Wool	.032	.032	
	024505	Frozen vegetables, except potatoes	.016	.016	034203	Synthetic	.225	.224	
	024601	Dried and dehydrated vegetables	.016	.016	034302	Finished circular knit fabrics	.114	.114	
	024701	Dehydrated soups	.009	.009	034309	Finished warp knit fabrics	.086	.086	
	025303	Granulated sugar	---	.124	034402	Woven and braided narrow fabric	.032	.032	
	025304	Confectioners' powdered sugar	---	.007	034503	Nonwovens and felt goods	.067	.067	
	025305	Brown sugar	---	.004	034601	Coated fabrics, not rubberized	.042	.042	
	025306	Liquid sugar or sugar syrup	---	.010	034701	Embroideries	.156	.156	
	025307	Refined sugar products and byproducts	.150	---	034702	Lace goods	.002	.002	
	025401	Confectionery materials	.128	.129	038101	Women's	.106	.106	
	025504	Sweetening syrups and molasses	.032	.032	038102	Men's and boys'	.095	.095	
	026209	Soft drink flavoring syrup sold bulk	.034	.034	038103	Girls', children's and infants'	.017	.017	
	026303	Tea	.003	.003	038104	Miscellaneous apparel and accessories	.010	.010	
	026401	Other beverage materials	.115	.115	038303	Industrial and other fabricated produc	.097	.096	
	027101	Animal fats and oils	.014	.014	039101	Textile fibers, yarns, and fabrics, n.	.019	.019	
	027201	Crude corn, cottonseed, and soybean oi	.127	.127	039102	Textile waste	.067	.067	
	027501	Refined corn, cottonseed, & soybean oi	.057	.058	039301	Other finishing of textiles	.047	.047	
	027701	All other vegetable oils, non-deodoriz	.015	.015	042701	Finished and unfinished leather	.130	.130	
	027702	All other deodorized oils and by-produ	.010	.010	044401	Footwear cut stock	.003	.003	
	027801	Shortening and cooking oil	.165	.166	044501	Leather/leather-like goods, n.e.c.	.002	.002	
	028101	Jams, jellies and preserves	.004	.004	057501	Lubricating oil base stocks	.358	.359	
	028301	Processed eggs	.050	.050	061301	Alkalies and chlorine	.092	.092	
	028901	Other miscellaneous processed foods	.139	.139	061302	Other inorganic chemicals	.625	.627	
	067909	Other miscellaneous chemical products	.009	.009	061401	Primary	1.240	1.243	
					061402	Intermediate	.286	.287	
					061403	Other basic organics	1.774	1.777	
2120		Nondurable manufacturing	14.707	14.718	062101	Architectural coatings	.028	.028	
	021204	Flour base mixes and doughs	.006	.006	062102	OEM finishes	.056	.057	
	021301	Head rice	.006	.006	062103	Special purpose coatings	.016	.016	
	021302	Other milled rice and byproducts	.001	.001	062201	Paint resins	.004	.004	
	021409	Other cereals except pasta products	.011	.011	062202	Paint colors	.158	.158	
	022101	Beef/veal products, fresh or frozen	.109	.109	062204	Paint fillers	.026	.026	
	022103	Lamb/mutton, fresh or frozen	.001	.001	062301	Allied and miscellaneous paint product	.008	.008	
	022104	Pork products, fresh, frozen or proces	.044	.044	063102	Medicinal and botanical chemicals	.443	.444	
	022105	Other meats, fresh, frozen, or canned	.040	.040	064101	Fats and oils, inedible	.049	.049	
	022203	Young chickens (broilers/fryers/roaste	.007	.007	065201	Nitrogenates	.176	.177	
	022206	Turkeys (toms/hens), inc. whole/parts/	.002	.002	065202	Phosphates	.186	.186	
	022208	Canned, cooked, smoked or prepared pou	.005	.005	065301	Other agricultural chemicals	.011	.011	
	022209	Chicken hens and other poultry/small g	.000	.000	066202	Polyester resins, saturated	.101	.101	
	025303	Granulated sugar	---	.004	066205	Polypropylene resins	.087	.087	
	025305	Brown sugar	---	.000	066206	Styrene plastics materials	.181	.181	
	025306	Liquid sugar or sugar syrup	---	.000	066207	Vinyl and vinylidene resins	.215	.215	
	025307	Refined sugar products and byproducts	.005	---	066211	Other thermoplastic resins	.713	.714	
	025401	Confectionery materials	.024	.024	066306	Thermosetting resins	.329	.329	
	026102	Distilled spirits exc brandy (bulk & b	.012	.012	067104	Soaps & synth. detergents, ex. glyceri	.007	.007	
	026104	Wines, brandy and brandy spirits	.015	.015	067201	Specialty cleaning, polishing & san. p	.015	.015	
	026401	Other beverage materials	.026	.026	067502	Shaving preparations	.001	.001	
	027101	Animal fats and oils	.004	.004	067503	Perfume, cologne & toilet water	.003	.003	
	027701	All other vegetable oils, non-deodoriz	.002	.002	067504	Hair preparations	.006	.006	
	027702	All other deodorized oils and by-produ	.001	.001	067505	Dentifrices	.002	.002	
	027801	Shortening and cooking oil	.023	.023	067514	Creams, lotions and oils	.005	.005	
	031501	Cellulosic	.077	.077	067515	Other cosmetics and toilet preparation	.009	.009	

See footnotes at end of table.

Table 9. Relative importance of subproduct classes in the producer price index by detailed stage-of-processing category, December 2002¹
 --Continued

SOP code	Commodity code	Index	Relative importance		SOP code	Commodity code	Index	Relative importance	
			Revised (1997)	Former (1997)				Revised (1997)	Former (1997)
2120		Nondurable manufacturing (Cont'd)							
	067902	Explosives	.015	.015	032604	Other throwing and winding mill produc	.052	.052	
	067904	Adhesives and sealants	.119	.119	032705	Thread for any use, grey or finished	.004	.004	
	067905	Surface active agents	.211	.211	033702	Wool	.001	.001	
	067906	Gum and wood chemicals	.024	.024	033703	Synthetic	.020	.020	
	067909	Other miscellaneous chemical products	.382	.382	034201	Cotton	.009	.009	
	071102	Synthetic rubber	.208	.208	034202	Wool	.002	.002	
	071203	Tread rubber, tire sundries, & repair	.031	.031	034203	Synthetic	.016	.016	
	071306	Miscellaneous rubber products, n.e.c	.079	.079	034402	Woven and braided narrow fabric	.014	.014	
	081101	Douglas fir, dressed	.008	.008	034503	Nonwovens and felt goods	.044	.044	
	081102	Southern pine, dressed	.012	.012	034601	Coated fabrics, not rubberized	.051	.051	
	081103	Other species, dressed	.022	.022	038303	Industrial and other fabricated produc	.245	.242	
	082301	Miscellaneous millwork products	.010	.010	039101	Textile fibers, yarns, and fabrics, n.	.012	.012	
	084901	Miscellaneous wood products - non-cont	.015	.015	039102	Textile waste	.043	.043	
	084902	Mfg of lumber owned by others (contrac	.001	.001	042701	Finished and unfinished leather	.008	.008	
	085101	Softwood logs, bolts and timber	.049	.049	044301	Industrial leather	.004	.004	
	085102	Hardwood logs, bolts and timber	.005	.005	061301	Alkalies and chlorine	.003	.003	
	091102	Paper-making woodpulp	.138	.137	061302	Other inorganic chemicals	.020	.020	
	091103	Special alpha and dissolving woodpulp	.030	.030	061401	Primary	.016	.016	
	091104	Pulp, other than wood, inc pulp mill b	.020	.020	061402	Intermediate	.009	.009	
	091301	Writing and printing papers	1.010	1.010	061403	Other basic organics	.056	.056	
	091302	Newsprint	.125	.125	062101	Architectural coatings	.098	.098	
	091303	Packaging and industrial converting pa	.186	.186	062102	OEM finishes	.199	.199	
	091304	Special industrial paper	.076	.076	062103	Special purpose coatings	.055	.055	
	091305	Coated and laminated paper, n.e.c.	.027	.027	062202	Paint colors	.005	.005	
	091411	Paperboard, ex. corrugated paperboard	.865	.865	062301	Allied and miscellaneous paint product	.027	.027	
	091504	Packaging accessories	.020	.020	066202	Polyester resins, saturated	.013	.013	
	091506	Office supplies and accessories	.008	.008	066205	Polypropylene resins	.011	.011	
	091508	Pressed and molded pulp goods	.000	.000	066206	Styrene plastics materials	.024	.024	
	091509	Misc. converted paper and board produc	.009	.009	066207	Vinyl and vinylidene resins	.028	.028	
	091601	Pressure sensitive and gummed products	.102	.102	066211	Other thermoplastic resins	.094	.094	
	092201	Particleboard and fiberboard	.009	.009	066306	Thermosetting resins	.043	.043	
	092202	Hardboard and fabricated hardboard pro	.003	.003	067903	Industrial gases	.005	.005	
	093201	Circulation	.020	.020	067904	Adhesives and sealants	.138	.138	
	093203	Other periodicals: circulation/adverti	.001	.001	067905	Surface active agents	.014	.014	
	093401	Book printing	.053	.053	067906	Gum and wood chemicals	.003	.003	
	093501	Manifold business forms	.004	.004	067909	Other miscellaneous chemical products	.124	.124	
	093601	Miscellaneous publishing	.108	.108	071102	Synthetic rubber	.030	.030	
	093801	Bankbooks, looseleaf binders, and devi	.006	.006	081101	Douglas fir, dressed	.035	.035	
	093802	Bookbinding and related work	.030	.030	081102	Southern pine, dressed	.052	.052	
	102504	Nickel alloy mill shapes	.005	.005	081103	Other species, dressed	.092	.091	
	102505	Titanium mill shapes	.005	.005	081104	Rough softwood lumber	.070	.070	
	102519	Other mill shapes	.005	.005	081105	Flooring, siding, and cut stock	.003	.003	
	108905	Other metal products	.043	.043	081201	Rough hardwood lumber	.074	.074	
	108906	Metal crowns and closures	.000	.000	081202	Dressed hardwood lumber, ex. siding	.017	.017	
	108907	Metal stampings n.e.c.	.011	.011	081203	Hardwood dimension	.069	.069	
	113601	Nonmetallic sized abrasives	.001	.001	081204	Hardwood flooring	.005	.005	
	113603	Nonmet. bonded abrasives and diamond w	.001	.001	082101	General millwork	.020	.020	
	113605	Nonmetallic coated abrasive products	.002	.002	082201	Prefabricated structural members	.002	.002	
	113631	Metal abrasives, including scouring pa	.000	.000	082301	Miscellaneous millwork products	.029	.029	
	131104	Laminated glass	.003	.003	083101	Western, inland and other non-southern	.044	.044	
	131105	Sheet, plate, and float glass	.002	.002	083102	Southern	.013	.013	
	131107	Specialty glass	.012	.012	083103	Softwood plywood type products	.008	.008	
	131301	Pressed and blown glassware	.004	.004	083201	Hardwood plywood and related products	.030	.030	
	137101	Gypsum products	.002	.002	083301	Softwood plywood veneer, ex. rein./bac	.011	.011	
	139903	Nonmetallic mineral products, n.e.c.	.007	.007	083401	Hardwood plywood veneer	.016	.016	
	152401	Unstemmed leaf tobacco redried before	.006	.006	084901	Miscellaneous wood products - non-cont	.055	.055	
	152402	Stemmed tobacco	.123	.123	084902	Mfg of lumber owned by others (contrac	.002	.002	
	152403	Reconstituted tobacco, proc. sheet & h	.015	.015	085101	Softwood logs, bolts and timber	.101	.101	
					085102	Hardwood logs, bolts and timber	.010	.010	
					086101	Prefabricated wood buildings & compone	.002	.002	
2130		Durable manufacturing	9.136	9.131	087101	Treated wood	.002	.002	
	031501	Cellulosic	.002	.002	087102	Contract wood preserving	.000	.000	
	031502	Non-cellulosic	.208	.208	091301	Writing and printing papers	.034	.034	
	032602	Wool	.004	.004	091302	Newsprint	.004	.004	
	032603	Synthetic	.048	.048	091303	Packaging and industrial converting pa	.007	.007	

See footnotes at end of table.

Table 9. Relative importance of subproduct classes in the producer price index by detailed stage-of-processing category, December 2002¹
 --Continued

SOP code	Commodity code	Index	Relative importance		SOP code	Commodity code	Index	Relative importance	
			Revised (1997)	Former (1997)				Revised (1997)	Former (1997)
2130		Durable manufacturing (Cont'd)							
	091304	Special industrial paper	.003	.003		114301	Fluid power pumps and parts	.028	.028
	091305	Coated and laminated paper, n.e.c.	.001	.001		114613	Parts, attachments, and accessories	.000	.000
	091411	Paperboard, ex. corrugated paperboard	.029	.029		114701	Fans and blowers, except portable	.006	.006
	091504	Packaging accessories	.001	.001		117701	Incandescent	.002	.002
	091506	Office supplies and accessories	.008	.008		117702	Other than incandescent	.001	.001
	091508	Pressed and molded pulp goods	.000	.000		117703	Parts for electric lamps/bulbs	.000	.000
	091601	Pressure sensitive and gummed products	.004	.004		121601	Household furniture, n.e.c.	.004	.004
	092201	Particleboard and fiberboard	.098	.096		122101	Wood office furniture and store fixtur	.008	.008
	092202	Hardboard and fabricated hardboard pro	.029	.029		122204	Partitions and fixtures	.003	.003
	092301	Board: asphalt, hardpressed, insul. ro	.004	.004		123301	Commission finishing/dyeing, floor cov	.030	.030
	093301	Textbooks	.012	.012		126102	Pottery, except table and kitchenware	.000	.000
	093302	Technical, scientific & professional b	.008	.008		131104	Laminated glass	.021	.021
	093303	Religious books	.001	.001		131105	Sheet, plate, and float glass	.038	.038
	093304	General books	.012	.012		131107	Specialty glass	.207	.207
	093305	General reference books	.001	.001		131301	Pressed and blown glassware	.027	.027
	093308	Other books, incl. music books & pamph	.002	.002		132201	Cement	.247	.246
	093401	Book printing	.118	.118		132201	Concrete pipe	.001	.001
	093802	Bookbinding and related work	.039	.039		133301	Ready-mixed concrete	.018	.018
	101607	Ferrosilicon	.013	.013		135201	Clay refractories	.025	.025
	101608	Other ferroalloys and ferrous produc	.035	.035		135301	Refractories, non clay	.023	.023
	101702	Semifinished steel mill products	.138	.138		136101	Prep. asphalt & tar roofing & siding p	.002	.002
	101703	Hot rolled sheet and strip, incl. tin	.812	.812		136201	Other asphalt roofing	.000	.000
	101704	Hot rolled bars, plates, & structural	.439	.439		137101	Gypsum products	.038	.038
	101705	Steel wire	.016	.016		139201	Mineral wool for structural insulation	.023	.023
	101706	Steel pipe and tubes	.073	.073		139202	Min. wool for indus. & equip. insulati	.046	.046
	101707	Cold rolled sheets and strip	.578	.578		139401	Paving mixtures and blocks	.011	.011
	101708	Cold finished bars	.113	.113		139501	Cut stone and stone products	.002	.002
	102201	Primary nonferrous metals, except prec	.552	.552		139903	Nonmetallic mineral products, n.e.c.	.022	.022
	102202	Precious metals	.034	.034		159405	Jewelers' findings and materials	.017	.017
	102402	Aluminum, except extrusion billet	.137	.137		159406	Lapidary work, diamond cutting, & poli	.014	.014
	102403	Copper, alloyed and unalloyed	.049	.049	2140	044101	Components for manufacturing	20.136	20.101
	102404	Refined lead	.030	.030		044301	Luggage and small leather goods	.002	.002
	102405	Refined zinc, slab and dust	.015	.015		071201	Industrial leather	.003	.003
	102406	Precious metals	.054	.053		071202	Tires	.133	.133
	102407	Other nonferrous metals	.019	.019		071303	Inner tubes	.002	.002
	102501	Aluminum mill shapes	.942	.942		071304	Rubber and plastic belts and belting	.024	.024
	102502	Copper and brass mill shapes	.211	.211		071306	Rubber hose	.036	.036
	102504	Nickel alloy mill shapes	.049	.049		072205	Miscellaneous rubber products, n.e.c	.271	.271
	102505	Titanium mill shapes	.046	.046		072304	Unsupported plastic film	.204	.204
	102519	Other mill shapes	.050	.050		072601	Laminated plastic sheets, rods, and tu	.036	.036
	102603	Nonferrous wire and cable	.331	.330		072602	Parts for transportation equip.	.726	.726
	102803	Copper and copper-base alloy castings	.000	.000		072602	Other parts and components for mfg.	.353	.352
	107201	Metal tanks	.022	.022		072603	Plastic components for furniture	.134	.134
	107301	Sheet metal products	.008	.008		072901	Other plastic products	.175	.175
	107405	Fabricated structural metal	.012	.012		087101	Treated wood	.005	.005
	108102	Externally thread. fasteners, ex. airc	.115	.115		087102	Contract wood preserving	.000	.000
	108103	Internally thread. fasteners, ex. airc	.034	.034		091601	Pressure sensitive and gummed products	.011	.011
	108104	Nonthreaded fasteners, except aircraft	.038	.038		101503	Motor vehicle castings, gray/ductile i	.163	.163
	108105	Aircraft-aerospace fasteners	.053	.053		101504	Gray & ductile iron castings, other	.215	.215
	108106	Other formed fasteners	.037	.037		101505	Malleable iron castings	.020	.020
	108801	Ferrous wire rope, cable and strand	.012	.012		101506	Steel investment castings	.086	.086
	108802	Steel nails and spikes	.000	.000		101507	Other steel castings, carbon steel	.046	.046
	108807	Ferrous wire cloth, other woven wire p	.003	.003		101508	Other steel casting, high alloy & stai	.028	.028
	108809	Other fabricated ferrous wire products	.034	.034		101509	Other steel castings, low alloy steel	.029	.029
	108905	Other metal products	.152	.152		101512	Open die or smith forgings, ferrous	.027	.027
	108908	Metal foil and leaf	.017	.017		101513	Other forge shop products	.184	.184
	113601	Nonmetallic sized abrasives	.002	.002		102701	Nonferrous forge shop products	.094	.094
	113603	Nonmet. bonded abrasives and diamond w	.005	.005		102802	Castings, alum./alum.-base alloy	.330	.330
	113605	Nonmetallic coated abrasive products	.008	.008		102803	Copper and copper-base alloy castings	.037	.037
	113631	Metal abrasives, including scouring pa	.001	.001		102804	Zinc Castings	.040	.040
	114107	Air/gas compress. & vac. pump pts./att	.002	.002		102805	Magnesium and magnesium-base castings	.013	.013
	114108	Industrial spraying equipment	.002	.002		102806	Other nonferrous castings	.071	.071
	114111	Other compressors and vacuum pumps	.001	.001		104101	Builders hardware	.083	.083
	114112	Other pumps, including parts	.004	.004		104103	Transportation equipment hardware	.138	.138

See footnotes at end of table.

Table 9. Relative importance of subproduct classes in the producer price index by detailed stage-of-processing category, December 2002¹
 --Continued

SOP code	Commodity code	Index	Relative importance		SOP code	Commodity code	Index	Relative importance	
			Revised (1997)	Former (1997)				Revised (1997)	Former (1997)
2140		Components for manufacturing (Cont'd)							
	104104	Furniture hardware	.027	.027	114102	Industrial pumps	.006	.006	
	104105	Other hardware, n.e.c.	.017	.017	114107	Air/gas compress. & vac. pump pts./att	.001	.001	
	105402	Brass fittings	.009	.009	114108	Industrial spraying equipment	.001	.001	
	106101	Steam and hot water equipment	.004	.004	114109	Measuring & dispensing pumps	.001	.001	
	106301	Other heating, non-elect., parts	.005	.005	114111	Other compressors and vacuum pumps	.001	.001	
	106401	Domestic heating stoves	.002	.002	114112	Other pumps, including parts	.003	.003	
	107102	Metal doors and frames, exc. storm	.011	.011	114301	Fluid power pumps and parts	.068	.068	
	107103	Metal window sash and frames, exc. sto	.006	.006	114302	Fluid power valves	.033	.033	
	107104	Metal molding and trim and storefronts	.002	.002	114303	Fluid power accum/cushions/cyls. & par	.074	.073	
	107105	Storm sash and doors	.001	.001	114304	Fluid power hose and tube fittings	.031	.031	
	107106	Screens and weatherstrip	.001	.001	114305	Parts for fluid power valves	.003	.003	
	107301	Sheet metal products	.222	.222	114402	Conveying equipment	.014	.014	
	107404	Nonferrous pipe, tube, and fittings	.004	.004	114501	Speed changers, drives, gears	.075	.075	
	107405	Fabricated structural metal	.083	.083	114502	Other power transmission equipment	.091	.091	
	107407	Miscellaneous metal work	.002	.002	114701	Fans and blowers, except portable	.056	.056	
	107409	Fabricated iron & steel pipe, tube & f	.018	.017	114801	Heat transfer equipment	.028	.028	
	107501	Heat exchangers and condensers	.011	.011	114804	Refrigerant compressors	.184	.184	
	107601	Fabricated steel plate	.016	.016	114805	Refrigeration condensing units	.010	.010	
	107701	Steel power boilers	.006	.006	114806	Other a/c and refrigeration equipment	.012	.012	
	107901	Prefab. metal bldg systems, ex. farm s	.003	.003	114809	Parts & accessories for a/c & refrig.	.032	.032	
	107902	Other prefab. & portable metal buildin	.001	.001	114902	Metal valves, except fluid power	.051	.051	
	107903	Panels, parts, & sections for prefab b	.000	.000	114903	Metal pipe fittings, flanges, and unio	.014	.014	
	108302	Residential	.005	.005	114905	Ball and roller bearings	.144	.143	
	108303	Commercial/institutional or industrial	.017	.017	114907	Industrial patterns	.007	.007	
	108304	Vehicular	.098	.098	114908	Filters and strainers	.031	.031	
	108305	Lighting equipment, n.e.c.	.010	.010	114911	Other miscellaneous general purpose eq	.029	.029	
	108501	Ammunition, except for small arms	.004	.004	115201	Computer storage devices, except parts	.072	.072	
	108601	Ordnance and accessories, n.e.c.	.003	.003	115202	Parts and components	.009	.009	
	108806	Steel fencing and fence gates	.004	.004	115302	Computer terminal parts, attachments,	.002	.002	
	108809	Other fabricated ferrous wire products	.040	.040	115405	Parts for computer peripheral equipmen	.042	.042	
	108902	Hot formed springs	.013	.013	115406	All other peripheral equipment	.091	.091	
	108903	Cold formed springs	.008	.008	116105	Industrial food production machinery	.001	.001	
	108904	Wire springs	.055	.055	116277	Textile machinery parts and attachment	.000	.000	
	108905	Other metal products	1.128	1.128	116305	Woodworking power saw blades	.001	.001	
	108906	Metal crowns and closures	.000	.000	116401	Paper industries machinery	.041	.041	
	108907	Metal stampings n.e.c.	.344	.344	116605	Automotive maintenance equipment	.004	.004	
	111152	Farm tractor parts and attachments	---	.004	116704	Other packing & packaging machinery &	.123	.123	
	111205	Sprayers and dusters	---	.001	116903	Parts, attachments, and accessories	.000	.000	
	111213	Comm. turf & grounds care eq., parts &	---	.002	117101	Current carrying	.042	.042	
	111251	Parts for farm machinery, excl. tracto	---	.005	117102	Noncurrent carrying	.032	.032	
	111252	Attachments, farm machinery, ex. tract	---	.001	117204	Integrating instruments	.003	.003	
	111301	Poultry equipment	---	.000	117205	Test equip.- elect. character. & signa	.151	.151	
	111302	Barnyard and hog equipment	---	.001	117206	Indicating and recording instruments	.003	.003	
	111305	Farm dairy machines and attachments	---	.000	117303	Fractional horsepower motors & generat	.110	.110	
	111351	Parts, agricultural equipment	---	.002	117304	Integral horsepower motors	.051	.051	
	111352	Barn and barnyard attachments	---	.000	117305	Fractional horsepower motor-gen. sets	.011	.011	
	111401	Commercial turf & grounds care equipme	.004	---	117306	Integral horsepower motor-gen. sets	.013	.013	
	111403	Wheel tractors and attachments	.030	---	117307	Prime mover gen. sets	.044	.044	
	111404	Farm dairy machines, sprayers, dusters	.002	---	117308	Land transportation types	.009	.009	
	111409	Parts for farm mach & equip	.010	---	117309	Parts and supplies	.020	.020	
	112F01	Other construction machinery, ex. part	.003	.003	117402	Fluorescent lamp ballasts	.038	.038	
	112G01	Parts for construction machinery	.012	.012	117411	Parts & all other transformers	.029	.029	
	113B01	Rolling mill machinery	.002	.002	117507	Industrial controls	.318	.318	
	113405	Otr. indus. elec. heat. units; parts/a	.009	.009	117511	Switchgear, exc. ducts & contr. circuit r	.014	.014	
	113501	Small cutting tools	.010	.010	117512	Power circuit breakers, all types	.004	.004	
	113502	Precision measuring tools	.002	.002	117513	Panelboards & switching & interrupting	.018	.018	
	113503	Metalworking power saw blades	.001	.001	117514	Fuses/equip. < 2300 volts ex. power di	.005	.005	
	113504	Other power saw blades	.000	.000	117515	Molded case circuit breakers	.011	.011	
	113505	Other machine tool attachments & acc.	.002	.002	117518	Relays for switchgear & industrial con	.012	.012	
	113751	Parts for metal cutting machine tools	---	.003	117601	Telephone and telegraph equipment	.105	.105	
	113753	Parts for metal-cutting machine tools	.003	---	117602	Radio & television communication equip	.184	.184	
	113851	Parts for metal forming machine tools	---	.002	117701	Incandescent	.008	.008	
	113901	Special dies, tools, jigs, and fixture	.017	.017	117702	Other than incandescent	.005	.005	
	113903	Industrial molds	.011	.011	117703	Parts for electric lamps/bulbs	.002	.002	
					117802	Cathode ray T.V. picture tube	.071	.071	

See footnotes at end of table.

Table 9. Relative importance of subproduct classes in the producer price index by detailed stage-of-processing category, December 2002¹
 --Continued

SOP code	Commodity code	Index	Relative importance		SOP code	Commodity code	Index	Relative importance	
			Revised (1997)	Former (1997)				Revised (1997)	Former (1997)
2140		Components for manufacturi (Cont'd)							
	117803	Power, transmitter, special purpose tu	.026	.026	121501	Porch and lawn furniture	.000	.000	
	117811	Capacitors	.089	.091	121601	Household furniture, n.e.c.	.003	.003	
	117812	Resistors for electric applications	.059	.059	122401	Furniture and fixtures n.e.c.	.002	.002	
	117821	Relays	.019	.019	123101	Tufted broadloom	.033	.033	
	117822	Switches, mechanical (electronic appl.	.027	.027	123103	Woven carpets/rugs made from textile y	.000	.000	
	117824	Connectors	.141	.141	123104	Carpets & rugs not made from textile y	.002	.002	
	117825	Magnetic and optical recording media	.150	.150	123201	Hard surface floor coverings	.003	.003	
	117828	Filters, crystals, and transducers	.062	.062	124101	Cooking equipment	.008	.008	
	117831	Diodes and rectifiers	.023	.023	124103	Refrigeration equipment	.008	.008	
	117835	Transistors	.028	.028	124104	Other major appliances	.015	.016	
	117837	Optoelectronic devices	.068	.068	124403	Parts & attach. - small elect. applian	.001	.001	
	117841	Digital bi-polar integrated circuits	.051	.051	125202	Color TV receivers	.017	.017	
	117842	Digital MOS integrated circuits	.350	.349	125306	High fidelity equipment and components	.003	.003	
	117845	Linear integrated circuits	.134	.134	125307	Speakers, including loudspeaker system	.009	.009	
	117846	Hybrid integrated circuits	.024	.024	126501	Mirrors	.009	.009	
	117848	Other semiconductor devices and parts	.121	.120	126605	Parts & attach., consumer lawn & garde	.004	.004	
	117849	Printed circuit boards	.280	.280	126901	Window shades, blinds, and accessories	.009	.009	
	117853	Electronic transformers and coils	.049	.049	131301	Pressed and blown glassware	.062	.062	
	117856	Other electronic components	1.949	1.948	131302	Automotive rearview mirrors	.014	.014	
	117857	MW components, ex tubes, semicon., ant	.061	.061	139501	Cut stone and stone products	.001	.001	
	117861	Complex component assemb., packs, modu	.696	.696	139801	Gaskets and gasketing material	.050	.050	
	117901	Storage batteries	.035	.035	139802	Packing and sealing	.089	.089	
	117902	Primary batteries, dry and wet	.008	.008	139903	Nonmetallic mineral products, n.e.c.	.000	.000	
	117903	Carbon and graphite products	.025	.025	141203	Motor vehicle parts, new	3.362	3.361	
	117906	Engine electrical equipment	.282	.282	141301	Truck and bus bodies sold separately	.215	.215	
	117908	Porcelain electrical supplies, ex insu	.007	.007	141601	Travel trailers	.001	.001	
	117929	Electrical industrial apparatus, n.e.c	.009	.009	141602	Campers, pickup covers and parts	.000	.000	
	118101	Building comfort controls	.023	.023	142301	Aircraft engines and engine parts	.443	.443	
	118102	Appliance regulation controls	.027	.027	142501	Aircraft parts and auxiliary equipment	.800	.800	
	118109	Parts	.003	.003	143201	Outboard motorboats	.003	.003	
	118201	Process control instruments	.034	.034	143202	Inboard motorboats, incl. i.-o. houseb	.002	.002	
	118401	Fluid meters and counting devices	.018	.018	143203	Inboard-outdrive boats, except housebo	.002	.002	
	118501	Aeronautical, nautical, & navigational	.001	.001	143204	All other boats	.001	.001	
	118502	Laboratory apparatus	.002	.002	144203	Railroad car parts and accessories	.025	.025	
	118503	Surveying/drafting instrs. & lab. furn	.004	.004	144204	Railroad cars	.008	.008	
	118601	Sighting, tracking & fire-control equi	.004	.004	149111	Transportation equipment, n.e.c.	.020	.020	
	118602	Optical instruments and lenses	.011	.011	151101	Toys, games, and children's vehicles	.004	.004	
	118603	Laboratory analytical instruments	.034	.034	151201	Sporting and athletic goods	.053	.053	
	118901	Aircraft engine instruments	.003	.003	151301	Small arms	.001	.001	
	118902	Phys. prop. & kinematic test, insp. & me	.008	.008	151303	Components for small arms ammunition	.008	.008	
	118903	Comm. meteorological & general purpose	.007	.007	153101	Buttons, button blanks, and parts	.007	.007	
	118904	Nuclear radiation detect. & monitoring	.003	.003	153201	Needles, pins, and fasteners	.010	.010	
	119102	Oil field and gas field drilling machi	.009	.009	156201	Medical instruments and equipment	.008	.008	
	119104	Oil field and gas field production mac	.005	.005	156301	Surgical appliances	.041	.041	
	119253	Mining machinery parts	.005	.005	159A01	Candles	.002	.002	
	119308	Coin-operated amusement machines	.001	.001	159A03	Feathers, plumes & artificial trees/fl	.000	.000	
	119401	Gasoline engines	.060	.060	159A04	Signs and advertising displays	.012	.012	
	119402	Outboard engines	.003	.003	159A09	Other miscellaneous products, n.e.c.	.018	.018	
	119407	Diesel, semidiesel, & dual fuel, non-a	.093	.093	159101	Burial caskets	.002	.002	
	119408	Diesel, semidiesel, & dual fuel, auto.	.170	.170	159502	Pens, mechanical pencils, and parts	.002	.002	
	119411	Gas engines, except turbines	.013	.013	159603	Watches, clocks, watchcases, and par	.004	.004	
	119413	Parts and accessories for i.c. engines	.105	.105	159705	Brooms and brushes	.002	.002	
	119414	Tank & converted internal combustion e	.014	.014	159801	Phono records, compact and other discs	.002	.002	
	119501	Carburetors, pistons, piston rings, &	.104	.104	159802	Audio tapes	.001	.001	
	119505	Other machine shop products	.379	.379					
	119601	Steam, gas, and hydraulic turbines	.008	.008	2200	Materials and components for construct	12.772	12.766	
	119602	Turbine parts and accessories	.044	.044	034503	Nonwovens and felt goods	.003	.003	
	119701	Turbine generator sets and parts	.002	.002	038303	Industrial and other fabricated produc	.013	.013	
	119901	Other miscellaneous machinery	.043	.043	039101	Textile fibers, yarns, and fabrics, n.	.001	.001	
	121101	Metal household furniture	.001	.001	061302	Other inorganic chemicals	.010	.010	
	121201	Living room furniture	.001	.001	062101	Architectural coatings	.164	.164	
	121202	Dining room furniture	.001	.001	062103	Special purpose coatings	.092	.092	
	121203	Bedroom furniture	.002	.002	062301	Allied and miscellaneous paint product	.045	.045	
	121204	Other wood household furniture	.001	.001	067904	Adhesives and sealants	.074	.074	
					067909	Other miscellaneous chemical products	.009	.009	

See footnotes at end of table.

Table 9. Relative importance of subproduct classes in the producer price index by detailed stage-of-processing category, December 2002¹
 --Continued

SOP code	Commodity code	Index	Relative importance		SOP code	Commodity code	Index	Relative importance	
			Revised (1997)	Former (1997)				Revised (1997)	Former (1997)
2200		Materials and components f (Cont'd)					Other hardware, n.e.c.	.012	.012
	071201	Tires	.017	.017		104201	Hand and edge tools	.015	.015
	071202	Inner tubes	.000	.000		105201	Vitreous china fixtures	.048	.048
	071203	Tread rubber, tire sundries, & repair	.002	.002		105402	Brass fittings	.156	.156
	071303	Rubber and plastic belts and belting	.001	.001		105601	Metal sanitary ware	.059	.059
	071304	Rubber hose	.001	.001		106101	Steam and hot water equipment	.023	.023
	071306	Miscellaneous rubber products, n.e.c	.013	.013		106201	Floor & wall furnaces/heaters/parts	.129	.129
	072106	Plastic construction products	.779	.779		106301	Other heating, non-elect., parts	.033	.033
	072205	Unsupported plastic film	.126	.126		106401	Domestic heating stoves	.015	.015
	072304	Laminated plastic sheets, rods, and tu	.022	.022		106601	Water heaters, domestic	.026	.026
	072901	Other plastic products	.108	.108		107102	Metal doors and frames, exc. storm	.204	.204
	081101	Douglas fir, dressed	.042	.042		107103	Metal window sash and frames, exc. sto	.105	.104
	081102	Southern pine, dressed	.061	.061		107104	Metal molding and trim and storefronts	.047	.047
	081103	Other species, dressed	.108	.108		107105	Storm sash and doors	.024	.024
	081104	Rough softwood lumber	.100	.100		107106	Screens and weatherstrip	.015	.015
	081105	Flooring, siding, and cut stock	.051	.051		107201	Metal tanks	.092	.092
	081201	Rough hardwood lumber	.105	.105		107301	Sheet metal products	.489	.489
	081202	Dressed hardwood lumber, ex. siding	.025	.025		107404	Nonferrous pipe, tube, and fittings	.021	.021
	081203	Hardwood dimension	.041	.041		107405	Fabricated structural metal	.475	.474
	081204	Hardwood flooring	.078	.078		107407	Miscellaneous metal work	.227	.227
	082101	General millwork	.920	.920		107408	Architectural and ornamental metalwork	.178	.178
	082201	Prefabricated structural members	.219	.219		107409	Fabricated iron & steel pipe, tube & f	.089	.088
	082301	Miscellaneous millwork products	.008	.008		107501	Heat exchangers and condensers	.045	.045
	083101	Western, inland and other non-southern	.071	.071		107601	Fabricated steel plate	.067	.067
	083102	Southern	.021	.021		107701	Steel power boilers	.024	.024
	083103	Softwood plywood type products	.012	.012		107801	Nuclear steam supply systems	.010	.010
	083201	Hardwood plywood and related products	.049	.049		107901	Prefab. metal bldg systems, ex. farm s	.131	.131
	083301	Softwood plywood veneer, ex. rein./bac	.017	.017		107902	Other prefab. & portable metal buildin	.038	.038
	083401	Hardwood plywood veneer	.027	.027		107903	Panels, parts, & sections for prefab b	.013	.013
	084901	Miscellaneous wood products - non-cont	.063	.063		108102	Externally thread. fasteners, ex. airc	.005	.005
	084902	Mfg of lumber owned by others (contrac	.003	.003		108103	Internally thread. fasteners, ex. airc	.001	.001
	086101	Prefabricated wood buildings & compone	.156	.156		108104	Nonthreaded fasteners, except aircraft	.002	.002
	087101	Treated wood	.163	.163		108106	Other formed fasteners	.001	.001
	087102	Contract wood preserving	.006	.006		108302	Residential	.032	.032
	091303	Packaging and industrial converting pa	.007	.007		108303	Commercial/institutional or industrial	.117	.117
	091305	Coated and laminated paper, n.e.c.	.003	.003		108305	Lighting equipment, n.e.c.	.075	.075
	091506	Office supplies and accessories	.008	.008		108801	Ferrous wire rope, cable and strand	.059	.059
	091508	Pressed and molded pulp goods	.005	.005		108802	Steel nails and spikes	.019	.019
	091509	Misc. converted paper and board produc	.038	.038		108806	Steel fencing and fence gates	.023	.023
	092201	Particleboard and fiberboard	.063	.062		108807	Ferrous wire cloth, other woven wire p	.007	.007
	092202	Hardboard and fabricated hardboard pro	.019	.019		108809	Other fabricated ferrous wire products	.085	.085
	092301	Board: asphalt, hardpressed, insul. ro	.011	.011		108905	Other metal products	.043	.043
	093201	Circulation	.007	.007		108907	Metal stampings n.e.c.	.006	.006
	093203	Other periodicals: circulation/adverti	.001	.001		114102	Industrial pumps	.014	.014
	093501	Manifold business forms	.011	.011		114107	Air/gas compress. & vac. pump pts./att	.004	.004
	101502	Pressure & soil pipe & fittings, cast	.098	.098		114108	Industrial spraying equipment	.005	.005
	101503	Motor vehicle castings, gray/ductile i	.037	.037		114111	Other compressors and vacuum pumps	.002	.002
	101504	Gray & ductile iron castings, other	.048	.048		114112	Other pumps, including parts	.010	.010
	101505	Malleable iron castings	.004	.004		114201	Elevators & escalators	.047	.047
	101506	Steel investment castings	.019	.019		114402	Conveying equipment	.003	.003
	101507	Other steel castings, carbon steel	.010	.010		114701	Fans and blowers, except portable	.050	.050
	101508	Other steel casting, high alloy & stai	.006	.006		114801	Heat transfer equipment	.038	.037
	101509	Other steel castings, low alloy steel	.007	.007		114802	Unitary air conditioners	.182	.182
	101512	Open die or smith forgings, ferrous	.001	.001		114806	Other a/c and refrigeration equipment	.016	.016
	101702	Semifinished steel mill products	.028	.028		114809	Parts & accessories for a/c & refrig.	.043	.043
	101703	Hot rolled sheet and strip, incl. tin	.162	.162		114902	Metal valves, except fluid power	.159	.159
	101704	Hot rolled bars, plates, & structural	.088	.088		114903	Metal pipe fittings, flanges, and unio	.045	.044
	101705	Steel wire	.087	.087		114908	Filters and strainers	.010	.010
	102501	Aluminum mill shapes	.010	.010		114911	Other miscellaneous general purpose eq	.009	.009
	102502	Copper and brass mill shapes	.014	.014		117101	Current carrying	.192	.192
	102504	Nickel alloy mill shapes	.001	.001		117102	Noncurrent carrying	.157	.157
	102505	Titanium mill shapes	.001	.001		117511	Switchgear, exc. ducts & contr. circuit r	.054	.054
	102519	Other mill shapes	.001	.001		117512	Power circuit breakers, all types	.013	.013
	102603	Nonferrous wire and cable	.378	.378		117513	Panelboards & switching & interrupting	.068	.068
	104101	Builders hardware	.058	.058		117514	Fuses/equip. < 2300 volts ex. power di	.017	.017

See footnotes at end of table.

Table 9. Relative importance of subproduct classes in the producer price index by detailed stage-of-processing category, December 2002¹
 --Continued

SOP code	Commodity code	Index	Relative importance		SOP code	Commodity code	Index	Relative importance	
			Revised (1997)	Former (1997)				Revised (1997)	Former (1997)
2200		Materials and components f (Cont'd)							
	117515	Molded case circuit breakers	.041	.041		057105	Unleaded mid-premium gasoline	.036	.036
	117602	Radio & television communication equip	.154	.154		057106	Aviation gasoline	.003	.003
	117701	Incandescent	.002	.002		057202	Kerosene	.005	.005
	117702	Other than incandescent	.001	.001		057203	Jet fuel	.008	.008
	117703	Parts for electric lamps/bulbs	.000	.000		057302	Home heating oil and other distillates	.060	.060
	117901	Storage batteries	.002	.002		057303	#2 diesel fuel	.144	.145
	117908	Porcelain electrical supplies, ex insu	.027	.027		057407	Residual fuels	.199	.200
	118101	Building comfort controls	.050	.050		057603	Lubricating grease	.003	.003
	118109	Parts	.006	.006		057604	Lubricating and similar oils	.042	.042
	118201	Process control instruments	.004	.004		058101	Petroleum and coal products, n.e.c.	.052	.052
	118401	Fluid meters and counting devices	.002	.002	2420		Nonmanufacturing industries	9.680	9.698
	118901	Aircraft engine instruments	.000	.000		053201	Liquefied petroleum gas	.211	.211
	118902	Phys. prop. & kinematic test, insp. & me	.001	.001		054221	Commercial electric power	4.181	4.189
	118903	Comm. meteorological & general purpose	.001	.001		055221	Commercial natural gas	1.610	1.613
	118904	Nuclear radiation detect. & monitoring	.000	.000		055421	Natural gas to electric utilities	.692	.693
	121101	Metal household furniture	.004	.004		057103	Unleaded premium gasoline	.197	.198
	121501	Porch and lawn furniture	.003	.003		057104	Unleaded regular gasoline	.759	.761
	122101	Wood office furniture and store fixtur	.067	.066		057105	Unleaded mid-premium gasoline	.118	.118
	122204	Partitions and fixtures	.045	.044		057106	Aviation gasoline	.009	.009
	122301	Public building furniture	.011	.011		057202	Kerosene	.017	.017
	123101	Tufted broadloom	.084	.084		057203	Jet fuel	.808	.809
	123103	Woven carpets/rugs made from textile y	.001	.001		057302	Home heating oil and other distillates	.196	.197
	123104	Carpets & rugs not made from textile y	.006	.006		057303	#2 diesel fuel	.619	.620
	123201	Hard surface floor coverings	.035	.035		057407	Residual fuels	.056	.056
	124104	Other major appliances	.045	.046		057603	Lubricating grease	.012	.012
	124301	Vacuum cleaners	.002	.002		057604	Lubricating and similar oils	.151	.151
	124401	Small household appliances	.011	.011		058101	Petroleum and coal products, n.e.c.	.043	.043
	131105	Sheet, plate, and float glass	.008	.008					
	132201	Cement	.082	.082	2500		Containers, nonreturnable	3.248	3.247
	133111	Structural block	.099	.099		084201	Boxes	.039	.039
	133121	Decorative block	.012	.012		091405	Corrugated paperboard in sheets and ro	.126	.126
	133131	Concrete brick	.008	.008		091502	Paper, plastic, and foil bags	.401	.400
	133141	Paving blocks	.013	.013		091503	Paper boxes and containers	1.789	1.789
	133201	Concrete pipe	.097	.097		091507	Fiber and composite cans & related pro	.099	.100
	133301	Ready-mixed concrete	.876	.875		103102	Steel cans	.201	.201
	133401	Precast concrete products	.242	.242		103103	Aluminum cans	.325	.325
	133501	Prestressed concrete products	.085	.085		103201	Barrels, drums, and pails	.057	.057
	134201	Brick, except ceramic, glazed & refrac	.077	.077		138101	Glass containers	.210	.210
	134202	Glazed brick struct., hollow & facing	.002	.002					
	134401	Ceramic floor and wall tile	.032	.032	2600		Supplies	20.974	20.979
	134501	Structural clay products, n.e.c.	.007	.007					
	135201	Clay refractories	.026	.026	2610		Manufacturing industries	4.589	4.587
	135301	Refractories, non clay	.036	.036		038303	Industrial and other fabricated produc	.077	.077
	136101	Prep. asphalt & tar roofing & siding p	.196	.196		039101	Textile fibers, yarns, and fabrics, n.	.001	.001
	136201	Other asphalt roofing	.040	.040		067902	Explosives	.007	.007
	137101	Gypsum products	.147	.148		067903	Industrial gases	.068	.069
	139201	Mineral wool for structural insulation	.158	.158		071303	Rubber and plastic belts and belting	.002	.002
	139401	Paving mixtures and blocks	.352	.352		071304	Rubber hose	.003	.003
	139501	Cut stone and stone products	.043	.043		071306	Miscellaneous rubber products, n.e.c	.020	.020
	139801	Gaskets and gasketing material	.002	.002		072205	Unsupported plastic film	.252	.252
	139802	Packing and sealing	.003	.003		072304	Laminated plastic sheets, rods, and tu	.044	.044
	139902	Other nonmetallic minerals, n.e.c.	.034	.034		072502	Plastic packaging (except film and she	.389	.389
	139903	Nonmetallic mineral products, n.e.c.	.003	.003		072901	Other plastic products	.216	.216
	159A04	Signs and advertising displays	.012	.012		082101	General millwork	.020	.020
						082301	Miscellaneous millwork products	.017	.017
2400		Processed fuels and lubricants	16.109	16.140		084101	Wood pallets and skids	.013	.013
2410		Manufacturing industries	6.430	6.442		091301	Writing and printing papers	.011	.011
	052201	Coke	.130	.130		091302	Newsprint	.001	.001
	053201	Liquefied petroleum gas	.090	.090		091303	Packaging and industrial converting pa	.062	.062
	054321	Industrial electric power	2.930	2.936		091304	Special industrial paper	.001	.001
	055321	Industrial natural gas	2.432	2.436		091305	Coated and laminated paper, n.e.c.	.028	.028
	057103	Unleaded premium gasoline	.061	.061		091411	Paperboard, ex. corrugated paperboard	.010	.010
	057104	Unleaded regular gasoline	.234	.234		091501	Sanitary paper products, including sto	.030	.030
						091504	Packaging accessories	.026	.026

See footnotes at end of table.

Table 9. Relative importance of subproduct classes in the producer price index by detailed stage-of-processing category, December 2002¹
 --Continued

SOP code	Commodity code	Index	Relative importance		SOP code	Commodity code	Index	Relative importance	
			Revised (1997)	Former (1997)				Revised (1997)	Former (1997)
2610		Manufacturing industries (Cont'd)							
	091506	Office supplies and accessories	.008	.008	114501	Speed changers, drives, gears	.033	.033	
	091509	Misc. converted paper and board produc	.007	.007	114502	Other power transmission equipment	.040	.040	
	091601	Pressure sensitive and gummed products	.105	.105	114902	Metal valves, except fluid power	.026	.026	
	092301	Board: asphalt, hardpressed, insul. ro	.000	.000	114903	Metal pipe fittings, flanges, and unio	.008	.008	
	093401	Book printing	.003	.003	114905	Ball and roller bearings	.026	.026	
	093501	Manifold business forms	.035	.035	114907	Industrial patterns	.019	.019	
	093701	Magazine and periodical printing	.136	.136	115101	Electronic computers	.005	.005	
	093702	Label and wrapper printing for packagi	.198	.198	115202	Parts and components	.008	.008	
	093703	Catalog and directory printing	.155	.155	115301	Computer terminals	.001	.001	
	093704	Financial and legal printing	.070	.070	115302	Computer terminal parts, attachments,	.002	.002	
	093705	Advertising printing	.440	.440	115405	Parts for computer peripheral equipmen	.030	.030	
	093706	Other general job printing	.145	.145	115406	All other peripheral equipment	.038	.038	
	093711	Commercial printing, n.e.c.	.133	.133	116212	Textile machinery	.009	.009	
	093801	Bankbooks, looseleaf binders, and devi	.006	.006	116277	Textile machinery parts and attachment	.012	.012	
	093901	Typesetting	.118	.118	116305	Woodworking power saw blades	.004	.004	
	093904	Platemaking services	.108	.108	116704	Other packing & packaging machinery &	.003	.003	
	101503	Motor vehicle castings, gray/ductile i	.002	.002	116903	Parts, attachments, and accessories	.000	.000	
	101504	Gray & ductile iron castings, other	.003	.003	117303	Fractional horsepower motors & generat	.028	.028	
	101505	Malleable iron castings	.000	.000	117304	Integral horsepower motors	.013	.013	
	101506	Steel investment castings	.001	.001	117305	Fractional horsepower motor-gen. sets	.003	.003	
	101507	Other steel castings, carbon steel	.001	.001	117306	Integral horsepower motor-gen. sets	.003	.003	
	101508	Other steel casting, high alloy & stai	.000	.000	117309	Parts and supplies	.005	.005	
	101509	Other steel castings, low alloy steel	.000	.000	117411	Parts & all other transformers	.022	.022	
	104201	Hand and edge tools	.013	.013	117507	Industrial controls	.047	.047	
	107404	Nonferrous pipe, tube, and fittings	.002	.002	117518	Relays for switchgear & industrial con	.002	.002	
	107409	Fabricated iron & steel pipe, tube & f	.009	.009	117821	Relays	.003	.003	
	108102	Externally thread. fasteners, ex. airc	.005	.005	117903	Carbon and graphite products	.035	.035	
	108103	Internally thread. fasteners, ex. airc	.001	.001	118501	Aeronautical, nautical, & navigational	.001	.001	
	108104	Nonthreaded fasteners, except aircraft	.002	.002	118502	Laboratory apparatus	.003	.003	
	108106	Other formed fasteners	.001	.001	118503	Surveying/drafting instrs. & lab. furn	.001	.001	
	108801	Ferrous wire rope, cable and strand	.001	.001	119413	Parts and accessories for i.c. engines	.016	.016	
	108806	Steel fencing and fence gates	.000	.000	119501	Carburetors, pistons, piston rings, &	.004	.004	
	108807	Ferrous wire cloth, other woven wire p	.000	.000	119505	Other machine shop products	.142	.142	
	108809	Other fabricated ferrous wire products	.004	.004	121601	Household furniture, n.e.c.	.001	.001	
	108905	Other metal products	.065	.065	122204	Partitions and fixtures	.003	.003	
	108906	Metal crowns and closures	.043	.043	126201	Pressed and blown consumer glassware	.002	.002	
	108907	Metal stampings n.e.c.	.022	.022	126801	Metal household containers	.003	.003	
	108908	Metal foil and leaf	.088	.088	131104	Laminated glass	.001	.001	
	112F01	Other construction machinery, ex. part	.001	.001	131105	Sheet, plate, and float glass	.001	.001	
	112G01	Parts for construction machinery	.003	.003	131107	Specialty glass	.003	.003	
	113A02	Other metalworking machinery	.010	.010	131301	Pressed and blown glassware	.002	.002	
	113302	Resistance welders, components & elect	.003	.003	134201	Brick, except ceramic, glazed & refrac	.001	.001	
	113303	Arc welding electrodes	.030	.030	134202	Glazed brick struct., hollow & facing	.000	.000	
	113304	Gas welding machines and equipment	.003	.003	139202	Min. wool for indus. & equip. insulati	.003	.003	
	113306	Other welding machines and equipment	.005	.005	139801	Gaskets and gasketing material	.003	.003	
	113405	Otr. indus. elec. heat. units; parts/a	.003	.003	139802	Packing and sealing	.005	.005	
	113501	Small cutting tools	.208	.208	149111	Transportation equipment, n.e.c.	.003	.003	
	113502	Precision measuring tools	.014	.014	153201	Needles, pins, and fasteners	.010	.010	
	113503	Metalworking power saw blades	.004	.004	155503	Mobile buildings, nonresidential	.000	.000	
	113504	Other power saw blades	.002	.002	156401	Ophthalmic goods	.002	.002	
	113505	Other machine tool attachments & acc.	.021	.021	157101	Respiratory protection equipment	.004	.004	
	113601	Nonmetallic sized abrasives	.016	.016	157105	Protective clothing except shoes	.002	.002	
	113603	Nonmet. bonded abrasives and diamond w	.038	.038	157109	Other industrial safety devices	.002	.002	
	113605	Nonmetallic coated abrasive products	.065	.065	159A03	Signs and advertising displays	.018	.018	
	113631	Metal abrasives, including scouring pa	.010	.010	159502	Pens, mechanical pencils, and parts	.003	.003	
	113751	Parts for metal cutting machine tools	---	.001	159504	Marking devices	.000	.000	
	113753	Parts for metal-cutting machine tools	.003	---	159705	Brooms and brushes	.018	.018	
	113851	Parts for metal forming machine tools	---	.002					
	113901	Special dies, tools, jigs, and fixture	.161	.161	2620	Nonmanufacturing industries	16.385	16.392	
	113903	Industrial molds	.011	.011					
	114302	Fluid power valves	.018	.018	2621	Manufactured animal feeds	1.097	1.105	
	114303	Fluid power accum/cushions/cyls. & par	.032	.031	025303	Granulated sugar	---	.004	
	114304	Fluid power hose and tube fittings	.017	.017	025305	Brown sugar	---	.000	
	114305	Parts for fluid power valves	.001	.001	025306	Liquid sugar or sugar syrup	---	.000	
					025307	Refined sugar products and byproducts	.005	---	

See footnotes at end of table.

Table 9. Relative importance of subproduct classes in the producer price index by detailed stage-of-processing category, December 2002¹
 --Continued

SOP code	Comm-odity code	Index	Relative importance		SOP code	Comm-odity code	Index	Relative importance	
			Revised (1997)	Former (1997)				Revised (1997)	Former (1997)
2621		Manufactured animal feeds (Cont'd)			071303	Rubber and plastic belts and belting	.025	.025	
	026102	Distilled spirits exc brandy (bulk & b	.002	.002	071304	Rubber hose	.037	.037	
	029201	Corn, cottonseed, and soybean cake & m	.218	.218	071306	Miscellaneous rubber products, n.e.c	.099	.099	
	029301	Formula feeds	.676	.678	072205	Unsupported plastic film	.281	.281	
	029402	Pet food	.044	.044	072304	Laminated plastic sheets, rods, and tu	.049	.049	
	029403	Other than pet food	.142	.148	072502	Plastic packaging (except film and she	.438	.438	
	063102	Medicinal and botanical chemicals	.011	.011	072802	Consumer, institutional, & comm. prod.	.087	.087	
					072901	Other plastic products	.241	.241	
2622		Other supplies	15.288	15.287	081101	Douglas fir, dressed	.001	.001	
	027701	All other vegetable oils, non-deodoriz	.001	.001	081102	Southern pine, dressed	.001	.001	
	027702	All other deodorized oils and by-produ	.001	.001	081103	Other species, dressed	.002	.002	
	027801	Shortening and cooking oil	.017	.017	081104	Rough softwood lumber	.002	.002	
	032705	Thread for any use, grey or finished	.002	.002	081105	Flooring, siding, and cut stock	.001	.001	
	034503	Nonwovens and felt goods	.007	.007	081201	Rough hardwood lumber	.002	.002	
	038201	Bed clothes	.027	.028	081202	Dressed hardwood lumber, ex. siding	.000	.000	
	038203	Other textile housefurnishings	.033	.033	081203	Hardwood dimension	.001	.001	
	038302	Camping tents	.001	.001	081204	Hardwood flooring	.001	.001	
	038303	Industrial and other fabricated produc	.135	.134	082101	General millwork	.020	.020	
	039101	Textile fibers, yarns, and fabrics, n.	.004	.004	082301	Miscellaneous millwork products	.015	.015	
	042701	Finished and unfinished leather	.024	.024	083101	Western, inland and other non-southern	.002	.002	
	044101	Luggage and small leather goods	.004	.004	083102	Southern	.001	.001	
	044401	Footwear cut stock	.005	.005	083103	Softwood plywood type products	.000	.000	
	044501	Leather/leather-like goods, n.e.c.	.005	.005	083201	Hardwood plywood and related products	.002	.002	
	061301	Alkalies and chlorine	.012	.012	083301	Softwood plywood veneer, ex. rein./bac	.001	.001	
	061302	Other inorganic chemicals	.091	.091	083401	Hardwood plywood veneer	.001	.001	
	061401	Primary	.113	.113	084101	Wood pallets and skids	.146	.146	
	061402	Intermediate	.045	.045	084901	Miscellaneous wood products - non-cont	.003	.003	
	061403	Other basic organics	.253	.254	084902	Mfg of lumber owned by others (contrac	.000	.000	
	062101	Architectural coatings	.031	.031	091301	Writing and printing papers	.011	.011	
	062103	Special purpose coatings	.018	.018	091302	Newsprint	.001	.001	
	062202	Paint colors	.022	.022	091303	Packaging and industrial converting pa	.058	.058	
	062301	Allied and miscellaneous paint product	.009	.009	091304	Special industrial paper	.001	.001	
	063403	Veterinary preparations	.003	.003	091305	Coated and laminated paper, n.e.c.	.026	.026	
	063711	Blood & derivatives, human use	.057	.057	091411	Paperboard, ex. corrugated paperboard	.010	.010	
	063712	Vaccines, toxoids & antigens for human	.061	.061	091501	Sanitary paper products, including sto	.109	.109	
	063714	Diagnostics and other biologicals	.392	.392	091504	Packaging accessories	.057	.057	
	063715	Biologicals for veterinary use	.030	.030	091506	Office supplies and accessories	.208	.208	
	063716	Biological prod. for indus. & other us	.022	.022	091508	Pressed and molded pulp goods	.008	.008	
	063801	Neoplasms, endocrine & metabolic disea	.061	.061	091509	Misc. converted paper and board produc	.091	.091	
	063802	Central nervous system and sense org	.125	.125	091601	Pressure sensitive and gummed products	.098	.098	
	063803	Cardiovascular system	.099	.099	092201	Particleboard and fiberboard	.004	.004	
	063804	Respiratory system	.065	.065	092202	Hardboard and fabricated hardboard pro	.001	.001	
	063805	Digestive and genito-urinary systems	.101	.101	092301	Board: asphalt, hardpressed, insul. ro	.000	.000	
	063806	Skin preparations	.020	.020	093201	Circulation	.094	.094	
	063807	Vitamins, nutrients & hematinic preps.	.054	.054	093203	Other periodicals: circulation/adverti	.006	.006	
	063808	Parasitic and infective diseases	.085	.086	093301	Textbooks	.051	.051	
	065105	Mixed fertilizers	.071	.071	093302	Technical, scientific & professional b	.105	.105	
	065301	Other agricultural chemicals	.389	.390	093303	Religious books	.005	.005	
	067104	Soaps & synth. detergents, ex. glyceri	.106	.107	093304	General books	.051	.051	
	067201	Specialty cleaning, polishing & san. p	.057	.058	093305	General reference books	.003	.003	
	067502	Shaving preparations	.001	.001	093308	Other books, incl. music books & pamph	.007	.007	
	067503	Perfume, cologne & toilet water	.007	.007	093401	Book printing	.071	.071	
	067504	Hair preparations	.013	.013	093501	Manifold business forms	.205	.205	
	067505	Dentifrices	.005	.005	093601	Miscellaneous publishing	.552	.552	
	067514	Creams, lotions and oils	.009	.009	093701	Magazine and periodical printing	.130	.130	
	067515	Other cosmetics and toilet preparation	.017	.017	093702	Label and wrapper printing for packagi	.173	.173	
	067902	Explosives	.017	.017	093703	Catalog and directory printing	.136	.136	
	067903	Industrial gases	.100	.101	093704	Financial and legal printing	.062	.062	
	067904	Adhesives and sealants	.011	.011	093705	Advertising printing	.386	.386	
	067905	Surface active agents	.020	.020	093706	Other general job printing	.586	.586	
	067906	Gum and wood chemicals	.003	.003	093711	Commercial printing, n.e.c.	.117	.117	
	067909	Other miscellaneous chemical products	.160	.160	093801	Bankbooks, looseleaf binders, and devi	.145	.145	
	071201	Tires	.117	.117	093802	Bookbinding and related work	.010	.010	
	071202	Inner tubes	.002	.002	101702	Semifinished steel mill products	.003	.003	
	071203	Tread rubber, tire sundries, & repair	.009	.009	101703	Hot rolled sheet and strip, incl. tin	.020	.020	

See footnotes at end of table.

Table 9. Relative importance of subproduct classes in the producer price index by detailed stage-of-processing category, December 2002¹
 --Continued

SOP code	Commodity code	Index	Relative importance		SOP code	Commodity code	Index	Relative importance	
			Revised (1997)	Former (1997)				Revised (1997)	Former (1997)
2622		Other supplies (Cont'd)							
	101704	Hot rolled bars, plates, & structural	.011	.011	114111	Other compressors and vacuum pumps	.002	.002	
	101705	Steel wire	.002	.002	114112	Other pumps, including parts	.008	.008	
	101706	Steel pipe and tubes	.653	.653	114202	Elevator and escalator parts & attachm	.016	.016	
	104101	Builders hardware	.073	.073	114301	Fluid power pumps and parts	.019	.019	
	104103	Transportation equipment hardware	.009	.009	114302	Fluid power valves	.074	.074	
	104105	Other hardware, n.e.c.	.015	.015	114303	Fluid power accum/cushions/cyls. & par	.021	.021	
	104201	Hand and edge tools	.104	.104	114304	Fluid power hose and tube fittings	.068	.068	
	105402	Brass fittings	.015	.015	114305	Parts for fluid power valves	.006	.006	
	107404	Nonferrous pipe, tube, and fittings	.001	.001	114402	Conveying equipment	.023	.023	
	107409	Fabricated iron & steel pipe, tube & f	.003	.003	114501	Speed changers, drives, gears	.008	.008	
	108102	Externally thread. fasteners, ex. airc	.018	.018	114502	Other power transmission equipment	.009	.009	
	108103	Internally thread. fasteners, ex. airc	.005	.005	114612	Retail, commercial, household, & mail	.002	.002	
	108104	Nonthreaded fasteners, except aircraft	.006	.006	114613	Parts, attachments, and accessories	.002	.002	
	108105	Aircraft-aerospace fasteners	.008	.008	114801	Heat transfer equipment	.005	.005	
	108106	Other formed fasteners	.006	.006	114802	Unitary air conditioners	.021	.021	
	108302	Residential	.010	.010	114804	Refrigerant compressors	.029	.029	
	108303	Commercial/institutional or industrial	.037	.037	114805	Refrigeration condensing units	.002	.002	
	108304	Vehicular	.006	.006	114806	Other a/c and refrigeration equipment	.002	.002	
	108305	Lighting equipment, n.e.c.	.023	.023	114809	Parts & accessories for a/c & refrig.	.005	.005	
	108801	Ferrous wire rope, cable and strand	.006	.006	114902	Metal valves, except fluid power	.107	.107	
	108802	Steel nails and spikes	.000	.000	114903	Metal pipe fittings, flanges, and unio	.031	.031	
	108806	Steel fencing and fence gates	.002	.002	114905	Ball and roller bearings	.085	.085	
	108807	Ferrous wire cloth, other woven wire p	.003	.003	114907	Industrial patterns	.014	.014	
	108809	Other fabricated ferrous wire products	.028	.028	114908	Filters and strainers	.012	.012	
	108902	Hot formed springs	.009	.009	114911	Other miscellaneous general purpose eq	.011	.011	
	108903	Cold formed springs	.006	.006	115101	Electronic computers	.005	.005	
	108904	Wire springs	.040	.040	115202	Parts and components	.017	.017	
	108905	Other metal products	.369	.369	115301	Computer terminals	.001	.001	
	108907	Metal stampings n.e.c.	.050	.050	115302	Computer terminal parts, attachments,	.002	.002	
	108908	Metal foil and leaf	.004	.004	115405	Parts for computer peripheral equipmen	.041	.041	
	111152	Farm tractor parts and attachments	---	.010	115406	All other peripheral equipment	.118	.118	
	111205	Sprayers and dusters	---	.003	116105	Industrial food production machinery	.002	.002	
	111213	Comm. turf & grounds care eq., parts &	---	.005	116305	Woodworking power saw blades	.011	.011	
	111251	Parts for farm machinery, excl. tracto	---	.012	116509	Other printing machinery and equipment	.002	.002	
	111252	Attachments, farm machinery, ex. tract	---	.002	116605	Automotive maintenance equipment	.001	.001	
	111301	Poultry equipment	---	.001	116704	Other packing & packaging machinery &	.009	.009	
	111302	Barnyard and hog equipment	---	.002	116801	Service industry machinery and parts	.074	.074	
	111305	Farm dairy machines and attachments	---	.000	116901	Laundry equipment	.002	.002	
	111351	Parts, agricultural equipment	---	.005	116902	Dry cleaning equipment	.000	.000	
	111352	Barn and barnyard attachments	---	.000	116903	Parts, attachments, and accessories	.002	.002	
	111401	Commercial turf & grounds care equipme	.011	---	117303	Fractional horsepower motors & generat	.015	.015	
	111404	Farm dairy machines, sprayers, dusters	.005	---	117304	Integral horsepower motors	.007	.007	
	111409	Parts for farm mach & equip	.027	---	117305	Fractional horsepower motor-gen. sets	.002	.002	
	112F01	Other construction machinery, ex. part	.007	.007	117306	Integral horsepower motor-gen. sets	.002	.002	
	112G01	Parts for construction machinery	.022	.022	117309	Parts and supplies	.003	.003	
	113206	Power hand tools, electric/battery pow	.008	.008	117402	Fluorescent lamp ballasts	.001	.001	
	113302	Resistance welders, components & elect	.001	.001	117411	Parts & all other transformers	.006	.006	
	113303	Arc welding electrodes	.011	.011	117507	Industrial controls	.073	.073	
	113304	Gas welding machines and equipment	.001	.001	117511	Switchgear, exc. ducts & contr. circuit r	.005	.005	
	113306	Other welding machines and equipment	.002	.002	117512	Power circuit breakers, all types	.001	.001	
	113501	Small cutting tools	.012	.012	117513	Panelboards & switching & interrupting	.007	.007	
	113502	Precision measuring tools	.002	.002	117514	Fuses/equip. < 2300 volts ex. power di	.002	.002	
	113503	Metalworking power saw blades	.007	.007	117515	Molded case circuit breakers	.004	.004	
	113504	Other power saw blades	.003	.003	117518	Relays for switchgear & industrial con	.003	.003	
	113505	Other machine tool attachments & acc.	.003	.003	117601	Telephone and telegraph equipment	.165	.165	
	113601	Nonmetallic sized abrasives	.001	.001	117701	Incandescent	.017	.017	
	113603	Nonmet. bonded abrasives and diamond w	.002	.002	117702	Other than incandescent	.011	.011	
	113605	Nonmetallic coated abrasive products	.004	.004	117703	Parts for electric lamps/bulbs	.003	.003	
	113631	Metal abrasives, including scouring pa	.001	.001	117802	Cathode ray T.V. picture tube	.017	.017	
	113901	Special dies, tools, jigs, and fixture	.021	.021	117803	Power, transmitter, special purpose tu	.006	.006	
	113903	Industrial molds	.014	.014	117811	Capacitors	.011	.012	
	114107	Air/gas compress. & vac. pump pts./att	.003	.003	117812	Resistors for electric applications	.008	.008	
	114108	Industrial spraying equipment	.004	.004	117821	Relays	.004	.004	
	114109	Measuring & dispensing pumps	.001	.001	117822	Switches, mechanical (electronic appl.	.003	.003	
					117824	Connectors	.018	.018	

See footnotes at end of table.

Table 9. Relative importance of subproduct classes in the producer price index by detailed stage-of-processing category, December 2002¹
 --Continued

SOP code	Commodity code	Index	Relative importance		SOP code	Commodity code	Index	Relative importance	
			Revised (1997)	Former (1997)				Revised (1997)	Former (1997)
2622		Other supplies (Cont'd)							
	117828	Filters, crystals, and transducers	.008	.008	131301	Pressed and blown glassware	.047	.047	
	117831	Diodes and rectifiers	.012	.012	133111	Structural block	.002	.002	
	117835	Transistors	.014	.014	133121	Decorative block	.000	.000	
	117837	Optoelectronic devices	.035	.035	133131	Concrete brick	.000	.000	
	117841	Digital bi-polar integrated circuits	.026	.026	133141	Paving blocks	.000	.000	
	117842	Digital MOS integrated circuits	.179	.179	133201	Concrete pipe	.004	.004	
	117845	Linear integrated circuits	.069	.069	139801	Gaskets and gasketing material	.032	.032	
	117846	Hybrid integrated circuits	.012	.012	139802	Packing and sealing	.057	.057	
	117848	Other semiconductor devices and parts	.062	.062	139902	Other nonmetallic minerals, n.e.c.	.028	.028	
	117849	Printed circuit boards	.035	.035	139903	Nonmetallic mineral products, n.e.c.	.003	.003	
	117853	Electronic transformers and coils	.006	.006	141104	Motorcycles	.006	.006	
	117856	Other electronic components	.247	.247	141203	Motor vehicle parts, new	.841	.840	
	117857	MW components, ex tubes, semicon., ant	.008	.008	141204	Motor vehicle parts, rebuilt	.133	.133	
	117861	Complex component assemb., packs, modu	.088	.088	142301	Aircraft engines and engine parts	.132	.132	
	117901	Storage batteries	.038	.037	142501	Aircraft parts and auxiliary equipment	.042	.042	
	117902	Primary batteries, dry and wet	.023	.023	143103	Self propelled ships, new, nonmilitary	.004	.004	
	117903	Carbon and graphite products	.007	.007	143201	Outboard motorboats	.002	.002	
	117906	Engine electrical equipment	.046	.046	143202	Inboard motorboats, incl. i.-o. houseb	.002	.002	
	117929	Electrical industrial apparatus, n.e.c	.006	.006	143203	Inboard-outdrive boats, except housebo	.002	.002	
	118201	Process control instruments	.019	.019	143204	All other boats	.000	.000	
	118401	Fluid meters and counting devices	.010	.010	144104	Locomotives and locomotive parts	.030	.030	
	118503	Surveying/drafting instrs. & lab. furn	.001	.001	144203	Railroad car parts and accessories	.015	.015	
	118601	Sighting, tracking & fire-control equi	.002	.002	144204	Railroad cars	.011	.011	
	118602	Optical instruments and lenses	.004	.004	149111	Transportation equipment, n.e.c.	.038	.038	
	118603	Laboratory analytical instruments	.012	.012	151101	Toys, games, and children's vehicles	.004	.004	
	118901	Aircraft engine instruments	.001	.001	151201	Sporting and athletic goods	.021	.021	
	118902	Phys. prop. & kinematic test, insp. & me	.005	.005	151301	Small arms	.011	.011	
	118903	Comm. meteorological & general purpose	.004	.004	151302	Small arms ammunition	.002	.002	
	118904	Nuclear radiation detect. & monitoring	.001	.001	151303	Components for small arms ammunition	.002	.002	
	119102	Oil field and gas field drilling machi	.021	.021	153101	Buttons, button blanks, and parts	.001	.001	
	119104	Oil field and gas field production mac	.011	.011	153201	Needles, pins, and fasteners	.004	.004	
	119253	Mining machinery parts	.028	.028	154206	Photographic supplies, except x-ray	.209	.208	
	119301	Calculating and accounting machines	.001	.001	156201	Medical instruments and equipment	.226	.226	
	119307	Other office and store machines and pa	.023	.023	156301	Surgical appliances	.225	.225	
	119308	Coin-operated amusement machines	.014	.014	156501	Dental equipment and supplies	.065	.065	
	119401	Gasoline engines	.009	.009	157101	Respiratory protection equipment	.019	.019	
	119408	Diesel, semidiesel, & dual fuel, auto.	.025	.025	157105	Protective clothing except shoes	.009	.009	
	119413	Parts and accessories for i.c. engines	.008	.008	157109	Other industrial safety devices	.009	.009	
	119501	Carburetors, pistons, piston rings, &	.014	.014	159A01	Candles	.018	.018	
	119505	Other machine shop products	.166	.166	159A02	Umbrellas, parasols, and canes	.001	.001	
	119602	Turbine parts and accessories	.013	.013	159A03	Feathers, plumes & artificial trees/fl	.005	.005	
	119701	Turbine generator sets and parts	.029	.029	159A04	Signs and advertising displays	.056	.056	
	119901	Other miscellaneous machinery	.014	.014	159A09	Other miscellaneous products, n.e.c.	.035	.035	
	124101	Cooking equipment	.008	.008	159101	Burial caskets	.068	.068	
	124102	Laundry equipment	.008	.008	159201	Matches	.002	.002	
	124103	Refrigeration equipment	.004	.004	159301	Musical instruments	.004	.004	
	124104	Other major appliances	.004	.004	159404	Costume jewelry and novelties	.001	.001	
	124301	Vacuum cleaners	.004	.004	159405	Jewelers' findings and materials	.001	.001	
	124401	Small household appliances	.007	.007	159502	Pens, mechanical pencils, and parts	.013	.013	
	124403	Parts & attach. - small elect. applian	.004	.004	159503	Lead pencils and art goods	.016	.016	
	125202	Color TV receivers	.002	.002	159504	Marking devices	.022	.022	
	125306	High fidelity equipment and components	.000	.000	159603	Watches, clocks, watchcases, and par	.000	.000	
	125307	Speakers, including loudspeaker system	.001	.001	159705	Brooms and brushes	.018	.018	
	126101	Tableware and kitchenware	.005	.005	159801	Phono records, compact and other discs	.007	.007	
	126102	Pottery, except table and kitchenware	.003	.003	159802	Audio tapes	.002	.002	
	126201	Pressed and blown consumer glassware	.048	.048	159901	Fire extinguishers	.013	.012	
	126301	Hollowware	.003	.003					
	126401	Household flatware	.002	.002	3000	Finished goods	100.000	100.000	
	126605	Parts & attach., consumer lawn & garde	.026	.026	3100	Finished consumer goods	73.342	73.350	
	126701	Cutlery, razors and razor blades	.013	.013					
	126801	Metal household containers	.007	.007	3110	Finished consumer foods	20.673	20.690	
	131104	Laminated glass	.039	.039					
	131105	Sheet, plate, and float glass	.020	.020	3111	Finished consumer foods, crude	1.333	1.332	
	131107	Specialty glass	.033	.033	011101	Citrus fruits	.087	.087	

See footnotes at end of table.

Table 9. Relative importance of subproduct classes in the producer price index by detailed stage-of-processing category, December 2002¹
 --Continued

SOP code	Commodity code	Index	Relative importance		SOP code	Commodity code	Index	Relative importance	
			Revised (1997)	Former (1997)				Revised (1997)	Former (1997)
3111		Finished consumer foods, c (Cont'd)				025305	Brown sugar	---	.003
	011102	Other fruits and berries	.309	.308		025306	Liquid sugar or sugar syrup	---	.008
	011103	Melons	.021	.021		025307	Refined sugar products and byproducts	.120	---
	011301	Dry vegetables	.036	.036		025401	Confectionery materials	.106	.106
	011302	Fresh vegetables, except potatoes	.406	.405		025502	Chewing gum	.079	.080
	011303	Sweet potatoes	.011	.011		025503	Candy and nuts	1.056	1.057
	011304	Irish potatoes for consumer use	.067	.067		025504	Sweetening syrups and molasses	.000	.000
	011901	Tree nuts	.024	.024		026206	Noncarbonated soft drinks	.464	.465
	014102	Slaughter broiler/fryers	.026	.026		026207	Bottled carbonated soft drinks	.691	.692
	014201	Slaughter turkeys	.006	.006		026208	Canned carbonated soft drinks	.839	.840
	016101	Milk eligible for fluid use	.011	.011		026209	Soft drink flavoring syrup sold bulk	.048	.048
	017107	Eggs for fresh use	.211	.211		026301	Coffee (whole bean, ground, & instant)	.307	.308
	022301	Unprocessed finfish	.061	.061		026303	Tea	.049	.049
	022305	Unprocessed shellfish	.058	.058		026401	Other beverage materials	.114	.114
						027201	Crude corn, cottonseed, and soybean oi	.004	.004
3112		Finished consumer foods, processed	19.340	19.359		027501	Refined corn, cottonseed, & soybean oi	.062	.062
	021101	White pan bread	.284	.284		027701	All other vegetable oils, non-deodoriz	.014	.014
	021104	Other bread	.253	.253		027702	All other deodorized oils and by-produ	.009	.009
	021105	Bread type rolls/stuffing/croutons/cru	.375	.375		027801	Shortening and cooking oil	.157	.157
	021107	Sweet yeast goods	.087	.087		028101	Jams, jellies and preserves	.061	.061
	021108	Soft cakes	.158	.158		028201	Pickles and pickle products	.080	.080
	021109	Pies	.039	.039		028301	Processed eggs	.006	.006
	021111	Pastries	.018	.018		028401	Canned specialties	.425	.426
	021112	Cake type doughnuts	.039	.039		028501	Frozen specialties	.773	.774
	021121	Cookies, crackers, and related product	.619	.620		028601	Meat sauces	.120	.120
	021203	Flour	.077	.077		028901	Other miscellaneous processed foods	2.083	2.085
	021204	Flour base mixes and doughs	.318	.319					
	021301	Head rice	.028	.028	3120	Consumer nondurable goods less food	36.365	36.382	
	021302	Other milled rice and byproducts	.006	.006		026101	Malt beverages	1.251	1.252
	021402	Pasta products	.097	.097		026102	Distilled spirits exc brandy (bulk & b	.201	.201
	021409	Other cereals except pasta products	.608	.608		026104	Wines, brandy and brandy spirits	.383	.383
	022101	Beef/veal products, fresh or frozen	1.551	1.553		029402	Pet food	.500	.501
	022103	Lamb/mutton, fresh or frozen	.017	.017		032601	Cotton	.004	.004
	022104	Pork products, fresh, frozen or proces	.843	.844		032602	Wool	.001	.001
	022105	Other meats, fresh, frozen, or canned	.755	.756		032603	Synthetic	.005	.005
	022203	Young chickens (broilers/fryers/roaste	.741	.742		032604	Other throwing and winding mill produc	.005	.005
	022206	Turkeys (toms/hens), inc. whole/parts/	.178	.179		032705	Thread for any use, grey or finished	.008	.008
	022208	Canned, cooked, smoked or prepared pou	.465	.465		033701	Cotton	.006	.006
	022209	Chicken hens and other poultry/small g	.015	.015		033702	Wool	.001	.001
	022302	Fresh packaged fish and seafood	.072	.073		033703	Synthetic	.013	.013
	022303	Frozen packaged fish and seafood	.188	.189		033803	Circular knits, except hosiery	.004	.004
	022304	Canned and cured seafood	.053	.053		033804	Warp knits, except hosiery	.002	.002
	023103	Packaged fluid milk and related produc	.629	.630		034201	Cotton	.006	.006
	023104	Cottage cheese	.039	.039		034202	Wool	.001	.001
	023105	Other milk products	.116	.116		034203	Synthetic	.010	.010
	023201	Butter	.078	.078		034302	Finished circular knit fabrics	.008	.008
	023302	Natural cheese, except cottage cheese	.567	.568		034309	Finished warp knit fabrics	.006	.006
	023303	Processed cheese and related products	.204	.204		034402	Woven and braided narrow fabric	.005	.005
	023304	Imitation cheese	.015	.015		034503	Nonwovens and felt goods	.013	.013
	023402	Ice cream and frozen desserts	.399	.400		034701	Embroideries	.055	.055
	023502	Dry milk product, including feed grade	.128	.128		034702	Lace goods	.000	.000
	023503	Liquid milk products	.083	.083		038101	Women's	1.382	1.380
	023505	Ice cream mixes and related products	.032	.032		038102	Men's and boys'	1.241	1.239
	024101	Canned fruits	.135	.135		038103	Girls', children's and infants'	.247	.247
	024102	Canned fruit juices	.253	.254		038104	Miscellaneous apparel and accessories	.134	.133
	024202	Frozen fruits, melons, and berries	.043	.043		038201	Bed clothes	.211	.217
	024203	Frozen juices and ades	.114	.114		038203	Other textile housefurnishings	.344	.344
	024301	Dried and dehydrated fruits	.056	.056		038302	Camping tents	.012	.012
	024401	Can vegetables and juices	.455	.455		038303	Industrial and other fabricated produc	.043	.042
	024502	Frozen potatoes	.193	.194		039301	Other finishing of textiles	.010	.010
	024505	Frozen vegetables, except potatoes	.157	.157		043105	Men's footwear, excluding athletic	.108	.113
	024601	Dried and dehydrated vegetables	.058	.058		043205	Women's footwear, excluding athletic	.046	.051
	024701	Dehydrated soups	.031	.031		043301	Children's footwear, except athletic	---	.005
	025303	Granulated sugar	---	.099		043401	Misses' footwear	---	.001
	025304	Confectioners' powdered sugar	---	.006		043501	Youths', boys' footwear	---	.001

See footnotes at end of table.

Table 9. Relative importance of subproduct classes in the producer price index by detailed stage-of-processing category, December 2002¹
 --Continued

SOP code	Commodity code	Index	Relative importance		SOP code	Commodity code	Index	Relative importance	
			Revised (1997)	Former (1997)				Revised (1997)	Former (1997)
3120		Consumer nondurable goods (Cont'd)							
	043601	Infants', babies' footwear	---	.003		091305	Coated and laminated paper, n.e.c.	.008	.008
	043701	Athletic footwear	.005	.005		091405	Corrugated paperboard in sheets and ro	.003	.003
	043801	Other footwear	---	.001		091411	Paperboard, ex. corrugated paperboard	.013	.013
	043901	All other footwear	.021	---		091501	Sanitary paper products, including sto	.919	.918
	044101	Luggage and small leather goods	.072	.072		091502	Paper, plastic, and foil bags	.060	.060
	044201	Gloves	.006	.006		091503	Paper boxes and containers	.049	.049
	044501	Leather/leather-like goods, n.e.c.	.050	.050		091504	Packaging accessories	.028	.028
	051101	Prepared anthracite shipped	.000	.000		091506	Office supplies and accessories	.080	.080
	053201	Liquefied petroleum gas	.688	.689		091507	Fiber and composite cans & related pro	.001	.001
	054121	Residential electric power	7.077	7.085		091508	Pressed and molded pulp goods	.010	.010
	055121	Residential natural gas	3.489	3.493		091509	Misc. converted paper and board produc	.065	.065
	057103	Unleaded premium gasoline	.501	.501		091601	Pressure sensitive and gummed products	.030	.030
	057104	Unleaded regular gasoline	1.927	1.929		092301	Board: asphalt, hardpressed, insul. ro	.000	.000
	057105	Unleaded mid-premium gasoline	.300	.300		093101	Circulation	.620	.620
	057106	Aviation gasoline	.022	.022		093201	Circulation	.640	.639
	057202	Kerosene	.044	.044		093203	Other periodicals: circulation/adverti	.038	.038
	057302	Home heating oil and other distillates	.498	.498		093601	Miscellaneous publishing	.554	.554
	057303	#2 diesel fuel	.136	.136		093701	Magazine and periodical printing	.020	.020
	057603	Lubricating grease	.012	.012		093702	Label and wrapper printing for packagi	.005	.005
	057604	Lubricating and similar oils	.149	.150		093703	Catalog and directory printing	.004	.004
	058101	Petroleum and coal products, n.e.c.	.108	.109		093704	Financial and legal printing	.002	.002
	061301	Alkalies and chlorine	.004	.004		093705	Advertising printing	.012	.012
	061302	Other inorganic chemicals	.013	.013		093706	Other general job printing	.021	.021
	061403	Other basic organics	.074	.074		093711	Commercial printing, n.e.c.	.004	.004
	062101	Architectural coatings	.009	.009		093801	Bankbooks, looseleaf binders, and devi	.034	.034
	062103	Special purpose coatings	.005	.005		108906	Metal crowns and closures	.001	.001
	062301	Allied and miscellaneous paint product	.003	.003		113601	Nonmetallic sized abrasives	.003	.003
	063403	Veterinary preparations	.074	.074		113603	Nonmet. bonded abrasives and diamond w	.007	.007
	063801	Neoplasms, endocrine & metabolic disea	.286	.286		113605	Nonmetallic coated abrasive products	.012	.012
	063802	Central nervous system and sense org	.586	.586		113631	Metal abrasives, including scouring pa	.002	.002
	063803	Cardiovascular system	.464	.464		117902	Primary batteries, dry and wet	.108	.108
	063804	Respiratory system	.303	.303		139801	Gaskets and gasketing material	.004	.004
	063805	Digestive and genito-urinary systems	.474	.475		139802	Packing and sealing	.007	.007
	063806	Skin preparations	.092	.092		151101	Toys, games, and children's vehicles	.101	.101
	063807	Vitamins, nutrients & hematinic preps.	.254	.254		151201	Sporting and athletic goods	.160	.160
	063808	Parasitic and infective diseases	.401	.401		151302	Small arms ammunition	.009	.009
	065105	Mixed fertilizers	.001	.001		152101	Cigarettes	3.047	3.043
	065202	Phosphates	.003	.003		152201	Cigars	.072	.072
	065301	Other agricultural chemicals	.090	.090		152301	Other tobacco products	.154	.154
	067104	Soaps & synth. detergents, ex. glyceri	.759	.760		154206	Photographic supplies, except x-ray	.124	.124
	067201	Specialty cleaning, polishing & san. p	.404	.405		156201	Medical instruments and equipment	.010	.010
	067502	Shaving preparations	.033	.033		156301	Surgical appliances	.117	.117
	067503	Perfume, cologne & toilet water	.205	.205		157109	Other industrial safety devices	.010	.010
	067504	Hair preparations	.378	.378		159A01	Candles	.024	.024
	067505	Dentifrices	.138	.138		159A02	Umbrellas, parasols, and canes	.002	.002
	067514	Creams, lotions and oils	.281	.281		159A03	Feathers, plumes & artificial trees/fl	.006	.006
	067515	Other cosmetics and toilet preparation	.511	.512		159A09	Other miscellaneous products, n.e.c.	.012	.012
	067904	Adhesives and sealants	.029	.029		159201	Matches	.003	.003
	067906	Gum and wood chemicals	.022	.022		159502	Pens, mechanical pencils, and parts	.034	.034
	067909	Other miscellaneous chemical products	.059	.059		159503	Lead pencils and art goods	.020	.020
	071201	Tires	.337	.337		159504	Marking devices	.001	.001
	071202	Inner tubes	.004	.004		159705	Brooms and brushes	.039	.038
	071301	Footwear	.056	.056	3130		Consumer durable goods	16.303	16.278
	071303	Rubber and plastic belts and belting	.008	.008		081105	Flooring, siding, and cut stock	.002	.002
	071304	Rubber hose	.012	.012		081204	Hardwood flooring	.003	.003
	071306	Miscellaneous rubber products, n.e.c	.087	.087		082101	General millwork	.040	.040
	072205	Unsupported plastic film	.077	.077		082301	Miscellaneous millwork products	.112	.112
	072304	Laminated plastic sheets, rods, and tu	.013	.013		093301	Textbooks	.320	.320
	072802	Consumer, institutional, & comm. prod.	1.032	1.031		093302	Technical, scientific & professional b	.121	.121
	072901	Other plastic products	.066	.066		093303	Religious books	.034	.034
	091301	Writing and printing papers	.015	.015		093304	General books	.324	.324
	091302	Newsprint	.002	.002		093305	General reference books	.016	.016
	091303	Packaging and industrial converting pa	.014	.014		093308	Other books, incl. music books & pamph	.043	.043
	091304	Special industrial paper	.001	.001		101705	Steel wire	.001	.001

See footnotes at end of table.

Table 9. Relative importance of subproduct classes in the producer price index by detailed stage-of-processing category, December 2002¹
 --Continued

SOP code	Commodity code	Index	Relative importance		SOP code	Commodity code	Index	Relative importance	
			Revised (1997)	Former (1997)				Revised (1997)	Former (1997)
3130		Consumer durable goods (Cont'd)							
	104101	Builders hardware	.023	.023	117824	Connectors	.003	.003	
	104103	Transportation equipment hardware	.022	.022	117825	Magnetic and optical recording media	.083	.083	
	104105	Other hardware, n.e.c.	.005	.005	117828	Filters, crystals, and transducers	.001	.001	
	104201	Hand and edge tools	.117	.117	117849	Printed circuit boards	.012	.012	
	106101	Steam and hot water equipment	.009	.009	117853	Electronic transformers and coils	.001	.001	
	106201	Floor & wall furnaces/heaters/parts	.010	.010	117856	Other electronic components	.041	.041	
	106301	Other heating, non-elect., parts	.013	.013	117857	MW components, ex tubes, semicon., ant	.001	.001	
	106401	Domestic heating stoves	.006	.006	117861	Complex component assemb., packs, modu	.015	.015	
	106601	Water heaters, domestic	.037	.037	117901	Storage batteries	.146	.146	
	107901	Prefab. metal bldg systems, ex. farm s	.006	.006	117906	Engine electrical equipment	.050	.050	
	107902	Other prefab. & portable metal buildin	.002	.002	118201	Process control instruments	.005	.005	
	107903	Panels, parts, & sections for prefab b	.001	.001	118401	Fluid meters and counting devices	.003	.003	
	108102	Externally thread. fasteners, ex. airc	.004	.004	118601	Sighting, tracking & fire-control equi	.001	.001	
	108103	Internally thread. fasteners, ex. airc	.001	.001	118602	Optical instruments and lenses	.003	.003	
	108104	Nonthreaded fasteners, except aircraft	.001	.001	118603	Laboratory analytical instruments	.008	.008	
	108106	Other formed fasteners	.001	.001	118901	Aircraft engine instruments	.000	.000	
	108302	Residential	.012	.012	118902	Phys. prop. & kinematic test, insp. & me	.001	.001	
	108305	Lighting equipment, n.e.c.	.027	.027	118903	Comm. meteorological & general purpose	.001	.001	
	108801	Ferrous wire rope, cable and strand	.002	.002	118904	Nuclear radiation detect. & monitoring	.000	.000	
	108802	Steel nails and spikes	.000	.000	119301	Calculating and accounting machines	.005	.005	
	108806	Steel fencing and fence gates	.001	.001	119305	Safes and vaults	.004	.004	
	108807	Ferrous wire cloth, other woven wire p	.001	.001	119307	Other office and store machines and pa	.006	.006	
	108809	Other fabricated ferrous wire products	.008	.008	119308	Coin-operated amusement machines	.019	.019	
	108902	Hot formed springs	.001	.001	119401	Gasoline engines	.006	.006	
	108903	Cold formed springs	.001	.001	119402	Outboard engines	.032	.032	
	108904	Wire springs	.004	.004	119501	Carburetors, pistons, piston rings, &	.003	.003	
	108905	Other metal products	.057	.057	121101	Metal household furniture	.079	.078	
	108907	Metal stampings n.e.c.	.139	.139	121201	Living room furniture	.153	.153	
	108908	Metal foil and leaf	.035	.035	121202	Dining room furniture	.124	.124	
	111105	Garden tractors	---	.002	121203	Bedroom furniture	.278	.278	
	113206	Power hand tools, electric/battery pow	.027	.027	121204	Other wood household furniture	.121	.120	
	113302	Resistance welders, components & elect	.001	.001	121301	Upholstered household furniture	.536	.535	
	113503	Metalworking power saw blades	.003	.003	121401	Bedding	.215	.215	
	113504	Other power saw blades	.001	.001	121501	Porch and lawn furniture	.049	.049	
	113755	Machine tools for home workshops	.003	---	121601	Household furniture, n.e.c.	.022	.022	
	114612	Retail, commercial, household, & mail	.004	.004	122401	Furniture and fixtures n.e.c.	.005	.005	
	114802	Unitary air conditioners	.035	.035	123101	Tufted broadloom	.301	.300	
	114806	Other a/c and refrigeration equipment	.003	.003	123103	Woven carpets/rugs made from textile y	.004	.004	
	114809	Parts & accessories for a/c & refrig.	.009	.009	123104	Carpets & rugs not made from textile y	.020	.020	
	115101	Electronic computers	.143	.142	123201	Hard surface floor coverings	.063	.063	
	115201	Computer storage devices, except parts	.016	.016	124101	Cooking equipment	.156	.158	
	115402	Computer printers	.094	.094	124102	Laundry equipment	.181	.175	
	115406	All other peripheral equipment	.035	.035	124103	Refrigeration equipment	.156	.154	
	116304	For home workshops	.006	.006	124104	Other major appliances	.038	.038	
	116305	Woodworking power saw blades	.003	.003	124301	Vacuum cleaners	.109	.109	
	117303	Fractional horsepower motors & generat	.003	.003	124401	Small household appliances	.092	.092	
	117304	Integral horsepower motors	.002	.002	124402	Electric fans	.049	.049	
	117305	Fractional horsepower motor-gen. sets	.000	.000	124403	Parts & attach. - small elect. applian	.001	.001	
	117306	Integral horsepower motor-gen. sets	.000	.000	124501	Electric lamps	.034	.034	
	117307	Prime mover gen. sets	.001	.001	125202	Color TV receivers	.229	.229	
	117511	Switchgear, exc. ducts & contr. circuit r	.001	.001	125306	High fidelity equipment and components	.043	.043	
	117512	Power circuit breakers, all types	.000	.000	125307	Speakers, including loudspeaker system	.124	.124	
	117513	Panelboards & switching & interrupting	.002	.002	126101	Tableware and kitchenware	.031	.031	
	117514	Fuses/equip. < 2300 volts ex. power di	.000	.000	126102	Pottery, except table and kitchenware	.037	.037	
	117515	Molded case circuit breakers	.001	.001	126201	Pressed and blown consumer glassware	.034	.034	
	117601	Telephone and telegraph equipment	.079	.079	126301	Hollowware	.011	.011	
	117701	Incandescent	.040	.040	126401	Household flatware	.007	.007	
	117702	Other than incandescent	.025	.025	126501	Mirrors	.006	.006	
	117703	Parts for electric lamps/bulbs	.008	.008	126602	Lawn mowers, walk-behind	.085	.085	
	117802	Cathode ray T.V. picture tube	.002	.002	126603	Other nonriding lawn and garden equipm	.075	.075	
	117803	Power, transmitter, special purpose tu	.001	.001	126604	Lawn tractors & riding mowers & equipm	.108	.108	
	117811	Capacitors	.002	.002	126701	Cutlery, razors and razor blades	.098	.098	
	117812	Resistors for electric applications	.001	.001	126801	Metal household containers	.085	.085	
	117822	Switches, mechanical (electronic appl.	.001	.001	126901	Window shades, blinds, and accessories	.125	.125	
					131105	Sheet, plate, and float glass	.015	.015	

See footnotes at end of table.

Table 9. Relative importance of subproduct classes in the producer price index by detailed stage-of-processing category, December 2002¹
 --Continued

SOP code	Commodity code	Index	Relative importance		SOP code	Commodity code	Index	Relative importance	
			Revised (1997)	Former (1997)				Revised (1997)	Former (1997)
3130		Consumer durable goods (Cont'd)							
	131301	Pressed and blown glassware	.034	.034	113304	Gas welding machines and equipment	.012	.012	
	131302	Automotive rearview mirrors	.008	.008	113306	Other welding machines and equipment	.020	.020	
	138101	Glass containers	.003	.003	113401	Electric, excluding induction & dielec	.055	.055	
	139501	Cut stone and stone products	.035	.035	113402	Fuel-fired	.039	.039	
	139903	Nonmetallic mineral products, n.e.c.	.010	.010	113403	Induction and dielectric heating equip	.012	.012	
	141101	Passenger cars	3.188	3.184	113405	Otr. indus. elec. heat. units; parts/a	.026	.026	
	141104	Motorcycles	.060	.060	113502	Precision measuring tools	.023	.023	
	141105	Trucks, 10,000 lbs. GVW and under	3.217	3.213	113505	Other machine tool attachments & acc.	.033	.033	
	141203	Motor vehicle parts, new	.277	.277	113709	Boring and drilling machines	.012	---	
	141204	Motor vehicle parts, rebuilt	.011	.011	113711	Boring machines	---	.010	
	141501	Motor homes, built on purchased chassi	.238	.238	113712	Drilling machines	---	.004	
	141601	Travel trailers	.135	.135	113713	Grinding machines	.033	.033	
	141602	Campers, pickup covers and parts	.059	.059	113714	Lathes	.027	.028	
	142102	Civilian aircraft	.032	.032	113715	Milling machines	.019	.019	
	143201	Outboard motorboats	.096	.096	113716	Multi-function machines, n/c	.040	.041	
	143202	Inboard motorboats, incl. i.-o. houseb	.082	.082	113717	Gear cutting machines	.010	.010	
	143203	Inboard-outdrive boats, except housebo	.084	.084	113718	Station type machines	.030	.030	
	143204	All other boats	.022	.022	113719	Other metal cutting machine tools	.024	.024	
	149111	Transportation equipment, n.e.c.	.108	.108	113745	Rebuilt metal cutting machine tools	---	.010	
	151101	Toys, games, and children's vehicles	.133	.133	113821	Punching, bending and forming machines	.032	.026	
	151201	Sporting and athletic goods	.272	.271	113822	Shearing machines	---	.006	
	151301	Small arms	.045	.045	113823	Presses	.022	.022	
	153101	Buttons, button blanks, and parts	.002	.002	113825	Other metal forming machines	.029	.032	
	153201	Needles, pins, and fasteners	.005	.005	113852	Rebuilt metal-forming machine tools &	.027	---	
	154107	Photographic equipment, excluding phot	.067	.067	113901	Special dies, tools, jigs, and fixture	.257	.258	
	155203	Mobile homes, residential, single wide	.277	.277	113903	Industrial molds	.289	.289	
	155303	Mobile homes, residential, multi-secti	.386	.386	114102	Industrial pumps	.099	.099	
	156101	Electronic hearing aids	.024	.024	114103	Stationary air compressors	.060	.060	
	156201	Medical instruments and equipment	.010	.010	114104	Gas compressors	.035	.034	
	156301	Surgical appliances	.117	.117	114107	Air/gas compress. & vac. pump pts./att	.027	.027	
	156401	Ophthalmic goods	.184	.183	114108	Industrial spraying equipment	.034	.034	
	157105	Protective clothing except shoes	.010	.010	114109	Measuring & dispensing pumps	.010	.010	
	159A09	Other miscellaneous products, n.e.c.	.036	.036	114111	Other compressors and vacuum pumps	.013	.013	
	159301	Musical instruments	.059	.059	114112	Other pumps, including parts	.072	.071	
	159402	Jewelry, platinum and karat gold	.232	.232	114402	Conveying equipment	.302	.302	
	159403	Other precious metal jewelry	.050	.050	114403	Industrial trucks and tractors	.212	.210	
	159404	Costume jewelry and novelties	.072	.072	114404	Hoists, cranes and stacking machines	.047	.046	
	159502	Pens, mechanical pencils, and parts	.032	.032	114611	Vehicle and industrial scales	.011	.011	
	159603	Watches, clocks, watchcases, and par	.028	.028	114701	Fans and blowers, except portable	.036	.036	
	159801	Phono records, compact and other discs	.070	.070	114803	Commercial refrigeration equipment	.006	.006	
	159802	Audio tapes	.014	.014	114902	Metal valves, except fluid power	.057	.057	
	159901	Fire extinguishers	.018	.017	115101	Electronic computers	.097	.097	
3200		Capital equipment	26.658	26.650	115201	Computer storage devices, except parts	.023	.023	
3210		Manufacturing industries	7.840	7.835	115301	Computer terminals	.017	.017	
	102603	Nonferrous wire and cable	.010	.010	115402	Computer printers	.054	.054	
	103201	Barrels, drums, and pails	.002	.002	116101	Dairy industry machinery	.017	.017	
	107201	Metal tanks	.084	.083	116104	Commercial food production machinery	.034	.034	
	107301	Sheet metal products	.040	.040	116105	Industrial food production machinery	.060	.060	
	107404	Nonferrous pipe, tube, and fittings	.005	.005	116212	Textile machinery	.045	.045	
	107409	Fabricated iron & steel pipe, tube & f	.019	.019	116301	Other than for home workshops	.053	.053	
	107501	Heat exchangers and condensers	.035	.035	116305	Woodworking power saw blades	.006	.006	
	107601	Fabricated steel plate	.052	.052	116401	Paper industries machinery	.116	.116	
	107701	Steel power boilers	.019	.019	116501	Printing presses, offset, lithograph	.029	.029	
	108905	Other metal products	.086	.086	116502	Typesetting and casting machinery	.007	.007	
	111303	Water systems	---	.017	116505	Bookbinding machinery and equipment	.021	.021	
	113A01	Assembly machines	.147	.147	116506	Printing presses, other than lithograp	.019	.019	
	113A02	Other metalworking machinery	.051	.051	116509	Other printing machinery and equipment	.071	.071	
	113B01	Rolling mill machinery	.036	.035	116601	Rubberworking machinery	.017	.017	
	113208	Power hand tools, pneumatic/hydr./powd	.015	.015	116603	Plasticworking machinery	.153	.153	
	113209	Power hand tools, engine driven	.003	.003	116604	Chemical industry machinery	.073	.073	
	113301	Arc welding mach., components ex elect	.076	.076	116606	Miscellaneous industry machinery	1.100	1.099	
	113302	Resistance welders, components & elect	.016	.016	116701	Filling machinery	.036	.036	
					116703	Machinery for processing pkgs. & bottl	.046	.046	
					117204	Integrating instruments	.011	.011	
					117205	Test equip.- elect. character. & signa	.581	.580	

See footnotes at end of table.

Table 9. Relative importance of subproduct classes in the producer price index by detailed stage-of-processing category, December 2002¹
 --Continued

SOP code	Commodity code	Index	Relative importance		SOP code	Commodity code	Index	Relative importance	
			Revised (1997)	Former (1997)				Revised (1997)	Former (1997)
3210		Manufacturing industries (Cont'd)			3220		Nonmanufacturing industries	18.818	18.815
	117206	Indicating and recording instruments	.012	.012	071306	Miscellaneous rubber products, n.e.c		.009	.009
	117303	Fractional horsepower motors & generat	.056	.056	106601	Water heaters, domestic		.011	.011
	117304	Integral horsepower motors	.026	.026	107201	Metal tanks		.029	.029
	117305	Fractional horsepower motor-gen. sets	.006	.006	107501	Heat exchangers and condensers		.020	.020
	117306	Integral horsepower motor-gen. sets	.007	.007	107601	Fabricated steel plate		.029	.029
	117307	Prime mover gen. sets	.002	.002	107701	Steel power boilers		.011	.011
	117409	Power & distribution transformers. ex	.014	.014	108303	Commercial/institutional or industrial		.015	.015
	117507	Industrial controls	.069	.069	108305	Lighting equipment, n.e.c.		.010	.010
	117511	Switchgear, exc. ducts & contr. circuit r	.030	.030	111102	Farm tractors, wheel type		---	.204
	117512	Power circuit breakers, all types	.007	.007	111105	Garden tractors		---	.029
	117513	Panelboards & switching & interrupting	.038	.038	111201	Plows		---	.008
	117514	Fuses/equip. < 2300 volts ex. power di	.010	.010	111202	Harrows, rollers, and stalk cutters		---	.025
	117515	Molded case circuit breakers	.023	.023	111203	Planting, seeding, and fertilizing mac		---	.059
	117518	Relays for switchgear & industrial con	.003	.003	111204	Cultivators		---	.010
	117602	Radio & television communication equip	.243	.243	111205	Sprayers and dusters		---	.019
	117821	Relays	.004	.004	111206	Harvesting machinery		---	.156
	117901	Storage batteries	.003	.003	111207	Haying machinery		---	.037
	117905	X-ray and electromedical equipment	.036	.037	111208	Crop preparation machinery		---	.016
	117929	Electrical industrial apparatus, n.e.c	.141	.141	111211	Farm wagons & other farm transport equ		---	.016
	118201	Process control instruments	.186	.186	111212	Commercial turf and grounds mowing equ		---	.061
	118401	Fluid meters and counting devices	.095	.095	111252	Attachments, farm machinery, ex. tract		---	.016
	118501	Aeronautical, nautical, & navigational	.019	.019	111301	Poultry equipment		---	.008
	118503	Surveying/drafting instrs. & lab. furn	.006	.006	111302	Barnyard and hog equipment		---	.016
	118601	Sighting, tracking & fire-control equi	.013	.013	111304	Irrigation systems		---	.023
	118602	Optical instruments and lenses	.032	.032	111305	Farm dairy machines and attachments		---	.003
	118603	Laboratory analytical instruments	.097	.097	111352	Barn and barnyard attachments		---	.002
	118901	Aircraft engine instruments	.014	.014	111401	Commercial turf & grounds care equipme		.073	---
	118902	Phys. prop. & kinematic test, insp. & me	.045	.045	111402	Plows, listers, harrows, pulverizers,		.033	---
	118903	Comm. meteorological & general purpose	.036	.036	111403	Wheel tractors and attachments		.198	---
	118904	Nuclear radiation detect. & monitoring	.014	.014	111404	Farm dairy machines, sprayers, dusters		.034	---
	119301	Calculating and accounting machines	.009	.009	111405	Planting, seeding, fertilizing mach &		.059	---
	119305	Safes and vaults	.003	.003	111406	Harvesting machinery		.158	---
	119401	Gasoline engines	.006	.006	111407	Haying machinery and attachments		.037	---
	119407	Diesel, semidiesel, & dual fuel, non-a	.010	.010	111408	Farm machinery and equip, nec excl par		.100	---
	119408	Diesel, semidiesel, & dual fuel, auto.	.008	.008	112A01	Wheel type		.037	.037
	119411	Gas engines, except turbines	.001	.001	112A02	Crawler type		.072	.072
	119413	Parts and accessories for i.c. engines	.011	.011	112A03	Tractor attachments, ex. parts		.022	.022
	119414	Tank & converted internal combustion e	.002	.002	112A04	Tractor shovel loaders		.165	.165
	119601	Steam, gas, and hydraulic turbines	.006	.006	112B05	Power cranes, excavators & equipment		.154	.154
	119701	Turbine generator sets and parts	.013	.013	112C01	Mixers, pavers, spreaders, etc.		.058	.058
	119901	Other miscellaneous machinery	.003	.003	112D01	Off-highway equipment, ex. parts		.143	.143
	122101	Wood office furniture and store fixtur	.022	.022	112F01	Other construction machinery, ex. part		.092	.091
	122202	Filing cabinets and cases	.026	.026	112H06	Portable air compressors		.026	.026
	122203	Furniture	.067	.066	113206	Power hand tools, electric/battery pow		.079	.079
	122204	Partitions and fixtures	.088	.088	113208	Power hand tools, pneumatic/hydr./powd		.044	.044
	122401	Furniture and fixtures n.e.c.	.068	.068	113209	Power hand tools, engine driven		.010	.010
	123101	Tufted broadloom	.006	.006	113301	Arc welding mach., components ex elect		.012	.012
	123103	Woven carpets/rugs made from textile y	.000	.000	113302	Resistance welders, components & elect		.002	.002
	123104	Carpets & rugs not made from textile y	.000	.000	113304	Gas welding machines and equipment		.001	.001
	124301	Vacuum cleaners	.001	.001	113306	Other welding machines and equipment		.002	.002
	124501	Electric lamps	.001	.001	114102	Industrial pumps		.015	.015
	126901	Window shades, blinds, and accessories	.005	.005	114109	Measuring & dispensing pumps		.062	.062
	141105	Trucks, 10,000 lbs. GVW and under	.315	.315	114203	Automobile lifts		.008	.008
	141106	Trucks, over 10,000 lbs. GVW	.117	.117	114303	Fluid power accum/cushions/cyls. & par		.012	.012
	141302	Completed vehicles on purchased chassi	.011	.011	114403	Industrial trucks and tractors		.072	.071
	141401	Vans, over 10,000 lbs.	.026	.026	114404	Hoists, cranes and stacking machines		.009	.009
	141402	Tanks, over 10,000 lbs.	.001	.001	114611	Vehicle and industrial scales		.008	.008
	141403	Other trailers and chassis, over 10,00	.007	.007	114701	Fans and blowers, except portable		.077	.077
	141404	Detach. trailers & converter gear	.002	.002	114803	Commercial refrigeration equipment		.137	.137
	141406	Truck trailers & chassis, under 10,000	.002	.002	114806	Other a/c and refrigeration equipment		.011	.011
	143103	Self propelled ships, new, nonmilitary	.001	.001	114902	Metal valves, except fluid power		.006	.006
	149111	Transportation equipment, n.e.c.	.013	.013	115101	Electronic computers		.233	.233
	159A04	Signs and advertising displays	.187	.187	115201	Computer storage devices, except parts		.056	.056
	159A09	Other miscellaneous products, n.e.c.	.036	.036					

See footnotes at end of table.

Table 9. Relative importance of subproduct classes in the producer price index by detailed stage-of-processing category, December 2002¹
 --Continued

SOP code	Commodity code	Index	Relative importance		SOP code	Commodity code	Index	Relative importance	
			Revised (1997)	Former (1997)				Revised (1997)	Former (1997)
3220		Nonmanufacturing industrie (Cont'd)							
	115301	Computer terminals	.040	.040	121501	Porch and lawn furniture	.003	.003	
	115402	Computer printers	.112	.112	122101	Wood office furniture and store fixtur	.401	.400	
	116104	Commercial food production machinery	.025	.025	122202	Filing cabinets and cases	.103	.103	
	116301	Other than for home workshops	.013	.013	122203	Furniture	.259	.258	
	116501	Printing presses, offset, lithograph	.002	.002	122204	Partitions and fixtures	.239	.239	
	116502	Typesetting and casting machinery	.000	.000	122301	Public building furniture	.109	.109	
	116506	Printing presses, other than lithograph	.001	.001	122401	Furniture and fixtures n.e.c.	.150	.150	
	116509	Other printing machinery and equipment	.017	.017	123101	Tufted broadloom	.141	.141	
	116605	Automotive maintenance equipment	.038	.038	123103	Woven carpets/rugs made from textile y	.002	.002	
	116606	Miscellaneous industry machinery	.155	.155	123104	Carpets & rugs not made from textile y	.009	.009	
	116801	Service industry machinery and parts	.340	.340	124101	Cooking equipment	.059	.060	
	116901	Laundry equipment	.020	.020	124102	Laundry equipment	.009	.008	
	116902	Dry cleaning equipment	.004	.004	124103	Refrigeration equipment	.075	.075	
	117204	Integrating instruments	.007	.007	124104	Other major appliances	.025	.025	
	117205	Test equip.- elect. character. & signa	.382	.381	124301	Vacuum cleaners	.004	.004	
	117206	Indicating and recording instruments	.008	.008	124401	Small household appliances	.004	.004	
	117307	Prime mover gen. sets	.020	.020	124402	Electric fans	.002	.002	
	117409	Power & distribution transformers. ex	.114	.114	124501	Electric lamps	.004	.004	
	117601	Telephone and telegraph equipment	1.363	1.361	125202	Color TV receivers	.008	.008	
	117602	Radio & television communication equip	1.136	1.134	125306	High fidelity equipment and components	.002	.002	
	117901	Storage batteries	.005	.005	125307	Speakers, including loudspeaker system	.004	.004	
	117905	X-ray and electromedical equipment	.459	.461	126501	Mirrors	.014	.014	
	118201	Process control instruments	.101	.100	126602	Lawn mowers, walk-behind	.007	.007	
	118401	Fluid meters and counting devices	.052	.051	126603	Other nonriding lawn and garden equipm	.006	.006	
	118501	Aeronautical, nautical, & navigational	.036	.036	126604	Lawn tractors & riding mowers & equipm	.009	.009	
	118502	Laboratory apparatus	.112	.112	126901	Window shades, blinds, and accessories	.016	.016	
	118503	Surveying/drafting instrs. & lab. furn	.018	.018	141101	Passenger cars	1.993	1.990	
	118601	Sighting, tracking & fire-control equi	.016	.016	141103	Motor coaches and buses	.039	.039	
	118602	Optical instruments and lenses	.040	.040	141104	Motorcycles	.001	.001	
	118603	Laboratory analytical instruments	.122	.121	141105	Trucks, 10,000 lbs. GVW and under	2.208	2.205	
	118901	Aircraft engine instruments	.008	.008	141106	Trucks, over 10,000 lbs. GVW	.881	.880	
	118902	Phys. prop. & kinematic test, insp. & me	.024	.024	141302	Completed vehicles on purchased chassi	.187	.187	
	118903	Comm. meteorological & general purpose	.019	.019	141401	Vans, over 10,000 lbs.	.206	.206	
	118904	Nuclear radiation detect. & monitoring	.007	.007	141402	Tanks, over 10,000 lbs.	.011	.011	
	119102	Oil field and gas field drilling machi	.021	.021	141403	Other trailers and chassis, over 10,00	.053	.053	
	119104	Oil field and gas field production mac	.011	.011	141404	Detach. trailers & converter gear	.015	.015	
	119201	Underground mining machinery	.035	.035	141406	Truck trailers & chassis, under 10,000	.016	.016	
	119202	Crushing, pulverizing & screening mach	.028	.028	142102	Civilian aircraft	2.159	2.157	
	119203	Drills and other mining machinery	.015	.015	142301	Aircraft engines and engine parts	.016	.016	
	119206	Mineral beneficiation machinery	.036	.036	143103	Self propelled ships, new, nonmilitary	.081	.081	
	119301	Calculating and accounting machines	.057	.057	143104	Nonpropelled ships, U.S. military & no	.007	.007	
	119305	Safes and vaults	.009	.009	143201	Outboard motorboats	.014	.014	
	119306	Coin-operated auto. merchandising mach	.067	.067	143202	Inboard motorboats, incl. i.-o. houseb	.012	.012	
	119307	Other office and store machines and pa	.068	.068	143203	Inboard-outdrive boats, except housebo	.012	.012	
	119308	Coin-operated amusement machines	.016	.016	143204	All other boats	.003	.003	
	119402	Outboard engines	.003	.003	144104	Locomotives and Locomotive parts	.102	.102	
	119407	Diesel, semidiesel, & dual fuel, non-a	.006	.006	144204	Railroad cars	.157	.157	
	119408	Diesel, semidiesel, & dual fuel, auto.	.012	.012	149111	Transportation equipment, n.e.c.	.098	.097	
	119411	Gas engines, except turbines	.001	.001	151201	Sporting and athletic goods	.063	.063	
	119414	Tank & converted internal combustion e	.001	.001	154107	Photographic equipment, excluding phot	.137	.136	
	119601	Steam, gas, and hydraulic turbines	.026	.026	155503	Mobile buildings, nonresidential	.028	.028	
	119701	Turbine generator sets and parts	.114	.114	156201	Medical instruments and equipment	.525	.524	
	121101	Metal household furniture	.005	.005	156301	Surgical appliances	.099	.099	
	121204	Other wood household furniture	.039	.039	156501	Dental equipment and supplies	.059	.059	
	121301	Upholstered household furniture	.047	.047	159A04	Signs and advertising displays	.066	.066	
	121401	Bedding	.019	.019	159A09	Other miscellaneous products, n.e.c.	.004	.004	

¹ The relative importance of a component of the PPI represents its value weight that is allocated to a particular stage-of-processing (SOP) category--Finished Goods, Intermediate Materials, or Crude Materials. This value is expressed as a percentage of the total weight of the SOP category. The "Revised" column shows relative importance figures for December 2002, based on 1997 shipment values from the Census of Manufactures and other sources, and reflects all sample revisions effective January 2003. The "Former" column provides relative importance

figures for the same month, before any sample revisions. Groupings and sub-totals may not add exactly to totals because of rounding. A dash in the "Former" column indicates that the series was introduced in January 2003, and a dash in the "Revised" column indicates that the series was discontinued as of January 2003. The value "0.000" represents any percentage less than 0.0005.

Table 10. Relative importance of commodity groupings in the producer price index by major stage-of-processing category, December 2002¹

COMM- ODITY CODE	INDEX	RELATIVE IMPORTANCE		COMM- ODITY CODE	INDEX	RELATIVE IMPORTANCE	
		REVISED	FORMER			REVISED	FORMER
				0143	Slaughter ducks	0.034	0.034
				014301	Slaughter ducks	0.034	0.034
	CRUDE MATERIALS FOR FURTHER PROCESSING	100.000	100.000	015	Plant and animal fibers	0.807	0.806
01	Farm products	40.029	39.985	0151	Raw cotton	0.784	0.783
011	Fresh and dried fruits and vegetables	1.375	1.372	015101	Raw cotton	0.784	0.783
0111	Fresh fruits	0.501	0.500	0152	Domestic apparel wool	0.023	0.023
011101	Citrus fruits	0.128	0.127	015201	Wool	0.023	0.023
011102	Other fruits and berries	0.349	0.349	016	Fluid milk	5.217	5.211
011103	Melons	0.024	0.024	0161	Milk eligible for fluid use	5.059	5.053
0113	Fresh and dried vegetables	0.610	0.608	016101	Milk eligible for fluid use	5.059	5.053
011301	Dry vegetables	0.041	0.041	0162	Milk, manufacturing grade	0.158	0.158
011302	Fresh vegetables, except potatoes	0.459	0.458	016201	Milk, manufacturing grade	0.158	0.158
011303	Sweet potatoes	0.012	0.012	017	Eggs	0.329	0.329
011305	Irish potatoes for processing	0.098	0.097	0171	Eggs	0.329	0.329
0119	Tree nuts	0.264	0.264	017108	Breaker stock and checks and undergrad	0.329	0.329
011901	Tree nuts	0.264	0.264	018	Hay, hayseeds and oilseeds	3.735	3.731
012	Grains	6.551	6.545	0181	Hay	1.095	1.094
0121	Wheat	1.810	1.808	018101	Alfalfa hay	1.095	1.094
012101	Wheat	1.810	1.808	0183	Oilseeds	2.640	2.637
0122	Other grains	4.557	4.553	018301	Oilseeds	2.640	2.637
012201	Barley	0.201	0.201	019	Other farm products	0.888	0.887
012202	Corn	4.051	4.047	0192	Leaf tobacco	0.888	0.887
012203	Oats	0.030	0.030	019201	Leaf tobacco	0.888	0.887
012204	Rye	0.004	0.004	02	Processed foods and feeds	0.655	0.655
012205	Sorghum	0.271	0.271	022	Meats, poultry, and fish	0.241	0.241
0123	Louisiana rough rice	0.184	0.184	0223	Unprocessed and packaged fish	0.241	0.241
012301	Louisiana rough rice	0.184	0.184	022301	Unprocessed finfish	0.123	0.123
013	Livestock	16.536	16.518	022305	Unprocessed shellfish	0.118	0.118
0131	Cattle	13.798	13.783	025	Sugar confectionery	0.414	0.414
013101	Slaughter steers and heifers	11.889	11.876	0252	Raw cane sugar	0.414	0.414
013102	Slaughter cows and bulls	1.821	1.819	025201	Raw cane sugar and byproducts	0.414	0.414
013103	Slaughter vealers	0.088	0.088	04	Hides, skins, leather, and related products	0.541	0.540
0132	Hogs	2.538	2.535	041	Hides and skins	0.541	0.540
013201	Slaughter barrows and gilts	2.418	2.415	0419	Hides and skins, incl. cattle	0.541	0.540
013202	Slaughter sows	0.120	0.120	041901	Hides and skins, incl. cattle	0.541	0.540
0133	Lambs	0.200	0.200				
013301	Slaughter lambs	0.200	0.200				
014	Live poultry	4.591	4.586				
0141	Chickens	3.712	3.708				
014102	Slaughter broiler/fryers	3.712	3.708				
0142	Turkeys	0.845	0.844				
014201	Slaughter turkeys	0.845	0.844				

See footnotes at end of table.

Table 10. Relative importance of commodity groupings in the producer price index by major stage-of-processing category, December 2002¹
 --Continued

COMM- ODITY CODE	INDEX	RELATIVE IMPORTANCE		COMM- ODITY CODE	INDEX	RELATIVE IMPORTANCE	
		REVISED	FORMER			REVISED	FORMER
05	Fuels and related products and power	41.909	41.964	101	Iron and steel	3.809	3.806
051	Coal	5.609	5.615	1011	Iron ore	0.445	0.444
0511	Anthracite	0.036	0.036	101105	Iron Ores	0.445	0.444
051101	Prepared anthracite shipped	0.026	0.026	1012	Iron and steel scrap	3.364	3.362
051102	Unprepared anthracite shipped	0.010	0.010	101211	Carbon steel scrap	2.798	2.796
0512	Bituminous coal and Lignite	5.573	5.579	101212	Stainless and alloy steel scrap	0.278	0.278
051208	Unprepared bituminous coal and Lignite	0.891	0.892	101213	Cast iron scrap	0.279	0.279
051209	Prepared bituminous and Lignite	4.682	4.687	101214	Other ferrous scrap	0.009	0.009
053	Gas fuels	23.456	23.487	102	Nonferrous metals	5.197	5.191
0531	Natural gas	23.456	23.487	1021	Nonferrous metal ores	2.092	2.089
053101	Natural gas	23.456	23.487	102102	Copper ores	0.729	0.728
056	Crude petroleum (domestic production)	12.844	12.862	102103	Lead and zinc ores	0.089	0.089
0561	Crude petroleum (domestic production)	12.844	12.862	102104	Silver ores	0.038	0.037
056101	Crude petroleum (domestic production)	12.844	12.862	102105	Gold ores	1.031	1.030
06	Chemicals and allied products	0.319	0.320	102107	Ferroalloy ores	0.133	0.133
065	Agricultural chemicals and chemical products	0.319	0.320	102108	Uranium-radium-vanadium ores	0.023	0.023
0652	Fertilizer materials	0.319	0.320	102109	Bauxite and other aluminum ores	0.002	0.002
065202	Phosphates	0.319	0.320	102111	Other nonferrous metal ores	0.047	0.047
08	Lumber and wood products	1.602	1.602	1023	Nonferrous scrap	3.105	3.102
085	Logs, bolts, timber and pulpwood	1.602	1.602	102301	Copper base scrap	0.894	0.893
0851	Logs, bolts, timber and pulpwood	1.602	1.602	102302	Aluminum base scrap	1.591	1.590
085101	Softwood logs, bolts and timber	0.973	0.973	102303	Other nonferrous scrap nec.	0.620	0.619
085102	Hardwood logs, bolts and timber	0.099	0.099	13	Nonmetallic mineral products	4.350	4.345
085103	Pulpwood	0.429	0.429	132	Concrete ingredients and related products	3.550	3.546
085104	Other roundwood products	0.101	0.101	1321	Construction sand, gravel, and crushed stone	3.550	3.546
09	Pulp, paper, and allied products	1.590	1.589	132101	Construction sand, gravel, & crushed s	3.550	3.546
091	Pulp, paper, and prod., ex. bldg. paper	1.590	1.589	139	Other nonmetallic minerals	0.800	0.799
0912	Wastepaper	1.590	1.589	1399	Nonmetallic minerals and products, n.e.c.	0.800	0.799
091201	News	0.170	0.170	139901	Industrial sand	0.181	0.181
091202	Mixed papers	0.064	0.064	139902	Other nonmetallic minerals, n.e.c.	0.619	0.618
091203	Corrugated	0.228	0.228				
091207	High grades (pulp substitutes & deinki	1.128	1.127				
10	Metals and metal products	9.006	8.997		INTERMEDIATE MATERIALS, SUPPLIES, AND COMPONENTS	100.000	100.000
				02	Processed foods and feeds	4.359	4.366
				021	Cereal and bakery products	0.302	0.303
				0211	Bakery products	0.005	0.005
				021121	Cookies, crackers, and related product	0.005	0.005

See footnotes at end of table.

Table 10. Relative importance of commodity groupings in the producer price index by major stage-of-processing category, December 2002¹
 --Continued

COMM- ODITY CODE	INDEX	RELATIVE IMPORTANCE		COMM- ODITY CODE	INDEX	RELATIVE IMPORTANCE	
		REVISED	FORMER			REVISED	FORMER
	INTERMEDIATE GOODS (CONTINUED)						
0212	Flour and flour base mixes and doughs	0.219	0.220	0243	Dried and dehydrated fruits	0.016	0.016
021203	Flour	0.182	0.183	024301	Dried and dehydrated fruits	0.016	0.016
021204	Flour base mixes and doughs	0.037	0.037	0244	Canned vegetables and juices	0.027	0.027
0213	Milled rice	0.012	0.012	024401	Can vegetables and juices	0.027	0.027
021301	Head rice	0.010	0.010	0245	Frozen vegetables	0.035	0.035
021302	Other milled rice and byproducts	0.002	0.002	024502	Frozen potatoes	0.019	0.019
0214	Other cereals	0.066	0.066	024505	Frozen vegetables, except potatoes	0.016	0.016
021409	Other cereals except pasta products	0.066	0.066	0246	Dried and dehydrated vegetables	0.016	0.016
				024601	Dried and dehydrated vegetables	0.016	0.016
022	Meats, poultry, and fish	1.096	1.098	0247	Dehydrated soups	0.009	0.009
0221	Meats	0.829	0.829	024701	Dehydrated soups	0.009	0.009
022101	Beef/veal products, fresh or frozen	0.471	0.471	025	Sugar confectionery	0.344	0.338
022103	Lamb/mutton, fresh or frozen	0.005	0.005	0253	Refined sugar	0.160	0.153
022104	Pork products, fresh, frozen or proces	0.186	0.186	025303	Granulated sugar	0.000	0.132
022105	Other meats, fresh, frozen, or canned	0.167	0.167	025304	Confectioners' powdered sugar	0.000	0.007
0222	Processed poultry	0.245	0.247	025305	Brown sugar	0.000	0.004
022203	Young chickens (broilers/fryers/roaste	0.129	0.130	025306	Liquid sugar or sugar syrup	0.000	0.010
022206	Turkeys (toms/hens), inc. whole/parts/	0.031	0.032	025307	Refined sugar products and byproducts	0.160	0.000
022208	Canned, cooked, smoked or prepared pou	0.082	0.082	0254	Confectionery materials	0.152	0.153
022209	Chicken hens and other poultry/small g	0.003	0.003	025401	Confectionery materials	0.152	0.153
0223	Unprocessed and packaged fish	0.022	0.022	0255	Confectionery end products	0.032	0.032
022302	Fresh packaged fish and seafood	0.006	0.006	025504	Sweetening syrups and molasses	0.032	0.032
022303	Frozen packaged fish and seafood	0.016	0.016				
				026	Beverages and beverage materials	0.207	0.207
023	Dairy products	0.559	0.559	0261	Alcoholic beverages	0.029	0.029
0231	Fluid milk products	0.293	0.293	026102	Distilled spirits exc brandy (bulk & b	0.014	0.014
023103	Packaged fluid milk and related produc	0.148	0.148	026104	Wines, brandy and brandy spirits	0.015	0.015
023104	Cottage cheese	0.009	0.009	0262	Soft drinks	0.034	0.034
023105	Other milk products	0.027	0.027	026209	Soft drink flavoring syrup sold bulk	0.034	0.034
023106	Bulk fluid milk and cream	0.109	0.109	0263	Packaged beverage materials	0.003	0.003
0232	Butter	0.002	0.002	026303	Tea	0.003	0.003
023201	Butter	0.002	0.002	0264	Other beverage materials	0.141	0.141
0233	Natural and processed cheese	0.173	0.173	026401	Other beverage materials	0.141	0.141
023302	Natural cheese, except cottage cheese	0.125	0.125				
023303	Processed cheese and related products	0.045	0.045	027	Fats and oils	0.437	0.439
023304	Imitation cheese	0.003	0.003	0271	Animal fats and oils	0.018	0.018
0235	Condensed and evaporated milk	0.091	0.091	027101	Animal fats and oils	0.018	0.018
023502	Dry milk product, including feed grade	0.048	0.048	0272	Crude vegetable oils	0.127	0.127
023503	Liquid milk products	0.031	0.031	027201	Crude corn, cottonseed, and soybean oi	0.127	0.127
023505	Ice cream mixes and related products	0.012	0.012	0275	Vegetable oils, refined	0.057	0.058
				027501	Refined corn, cottonseed, & soybean oi	0.057	0.058
024	Processed fruits and vegetables	0.141	0.141	0277	Other vegetable oils and by-products	0.030	0.030
0241	Canned fruits and juices	0.023	0.023	027701	All other vegetable oils, non-deodoriz	0.018	0.018
024101	Canned fruits	0.008	0.008	027702	All other deodorized oils and by-produ	0.012	0.012
024102	Canned fruit juices	0.015	0.015	0278	Shortening and cooking oil	0.205	0.206
0242	Frozen fruits, juices and ades	0.015	0.015	027801	Shortening and cooking oil	0.205	0.206
024202	Frozen fruits, melons, and berries	0.004	0.004				
024203	Frozen juices and ades	0.011	0.011	028	Miscellaneous processed foods	0.193	0.193
024204	Citrus pulp and other citrus by produc	0.000	0.000				

See footnotes at end of table.

Table 10. Relative importance of commodity groupings in the producer price index by major stage-of-processing category, December 2002¹
 --Continued

COMM- ODITY CODE	INDEX	RELATIVE IMPORTANCE		COMM- ODITY CODE	INDEX	RELATIVE IMPORTANCE	
		REVISED	FORMER			REVISED	FORMER
	INTERMEDIATE GOODS (CONTINUED)			0343	Knits	0.200	0.200
0281	Jams, jellies, and preserves	0.004	0.004	034302	Finished circular knit fabrics	0.114	0.114
028101	Jams, jellies and preserves	0.004	0.004	034309	Finished warp knit fabrics	0.086	0.086
0283	Processed eggs	0.050	0.050	0344	Narrow fabrics	0.046	0.046
028301	Processed eggs	0.050	0.050	034402	Woven and braided narrow fabric	0.046	0.046
0289	Other miscellaneous processed foods	0.139	0.139	0345	Nonwovens and felt goods	0.121	0.121
028901	Other miscellaneous processed foods	0.139	0.139	034503	Nonwovens and felt goods	0.121	0.121
				0346	Coated fabrics, not rubberized	0.093	0.093
029	Prepared animal feeds	1.080	1.088	034601	Coated fabrics, not rubberized	0.093	0.093
0292	Vegetable cake and meal feeds	0.218	0.218	0347	Embroideries and lace goods	0.158	0.158
029201	Corn, cottonseed, and soybean cake & m	0.218	0.218	034701	Embroideries	0.156	0.156
0293	Formula feeds	0.676	0.678	034702	Lace goods	0.002	0.002
029301	Formula feeds	0.676	0.678				
0294	Miscellaneous feedstuffs	0.186	0.192	038	Apparel & other fabricated textile prods	0.856	0.852
029402	Pet food	0.044	0.044	0381	Apparel	0.228	0.228
029403	Other than pet food	0.142	0.148	038101	Women's	0.106	0.106
				038102	Men's and boys'	0.095	0.095
				038103	Girls', children's and infants'	0.017	0.017
03	Textile products and apparel	3.814	3.808	038104	Miscellaneous apparel and accessories	0.010	0.010
				0382	Textile housefurnishings	0.060	0.061
031	Synthetic fibers	0.566	0.566	038201	Bed clothes	0.027	0.028
0315	Unprocessed filament yarns	0.566	0.566	038203	Other textile housefurnishings	0.033	0.033
031501	Cellulosic	0.079	0.079	0383	Fabricated products, n.e.c.	0.568	0.563
031502	Non-cellulosic	0.487	0.487	038302	Camping tents	0.001	0.001
				038303	Industrial and other fabricated produc	0.567	0.562
032	Processed yarns and threads	0.572	0.572				
0326	Yarns	0.527	0.527	039	Textile fibers, yarns and fabrics, n.e.c.	0.194	0.194
032601	Cotton	0.161	0.161	0391	Textile fibers, yarns and fabrics, n.e.c.	0.147	0.147
032602	Wool	0.015	0.015	039101	Textile fibers, yarns, and fabrics, n.	0.037	0.037
032603	Synthetic	0.179	0.179	039102	Textile waste	0.110	0.110
032604	Other throwing and winding mill produc	0.172	0.172	0393	Other finishing of textiles	0.047	0.047
0327	Threads	0.045	0.045	039301	Other finishing of textiles	0.047	0.047
032705	Thread for any use, grey or finished	0.045	0.045				
				04	Hides, skins, leather, and related products	0.190	0.190
033	Gray fabrics	0.602	0.601				
0337	Broadwovens	0.465	0.465	042	Leather	0.162	0.162
033701	Cotton	0.144	0.144	0427	Finished and unfinished leather	0.162	0.162
033702	Wool	0.013	0.013	042701	Finished and unfinished leather	0.162	0.162
033703	Synthetic	0.308	0.308				
0338	Knits	0.089	0.088	044	Other leather and related products	0.028	0.028
033803	Circular knits, except hosiery	0.056	0.055	0441	Luggage and small leather goods	0.006	0.006
033804	Warp knits, except hosiery	0.033	0.033	044101	Luggage and small leather goods	0.006	0.006
0339	Other fabrics	0.048	0.048	0443	Industrial leather	0.007	0.007
033901	Tire cord fabric	0.048	0.048	044301	Industrial leather	0.007	0.007
				0444	Footwear cut stock	0.008	0.008
034	Finished fabrics	1.024	1.023	044401	Footwear cut stock	0.008	0.008
0342	Broadwovens	0.406	0.405	0445	Leather/leather-like goods, n.e.c.	0.007	0.007
034201	Cotton	0.131	0.131	044501	Leather/leather-like goods, n.e.c.	0.007	0.007
034202	Wool	0.034	0.034				
034203	Synthetic	0.241	0.240				

See footnotes at end of table.

Table 10. Relative importance of commodity groupings in the producer price index by major stage-of-processing category, December 2002¹
 --Continued

COMM- ODITY CODE	INDEX	RELATIVE IMPORTANCE		COMM- ODITY CODE	INDEX	RELATIVE IMPORTANCE	
		REVISED	FORMER			REVISED	FORMER
	INTERMEDIATE GOODS (CONTINUED)						
05	Fuels and related products and power	16.466	16.497	06	Chemicals and allied products	11.832	11.852
052	Coke oven products	0.130	0.130	061	Industrial chemicals	4.645	4.655
0522	Coke	0.130	0.130	0613	Basic inorganic chemicals	0.853	0.855
052201	Coke	0.130	0.130	061301	Alkalies and chlorine	0.107	0.107
				061302	Other inorganic chemicals	0.746	0.748
				0614	Basic organic chemicals	3.792	3.800
053	Gas fuels	0.301	0.301	061401	Primary	1.369	1.372
0532	Liquefied petroleum gas	0.301	0.301	061402	Intermediate	0.340	0.341
053201	Liquefied petroleum gas	0.301	0.301	061403	Other basic organics	2.083	2.087
054	Electric power	7.111	7.125	062	Paints and allied products	1.061	1.062
0542	Commercial power, 40 kw demand	4.181	4.189	0621	Prepared paint	0.757	0.758
054221	Commercial electric power	4.181	4.189	062101	Architectural coatings	0.321	0.321
0543	Industrial power, 500 kw demand	2.930	2.936	062102	OEM finishes	0.255	0.256
054321	Industrial electric power	2.930	2.936	062103	Special purpose coatings	0.181	0.181
				0622	Paint materials	0.215	0.215
055	Utility natural gas	4.734	4.742	062201	Paint resins	0.004	0.004
0552	Commercial natural gas	1.610	1.613	062202	Paint colors	0.185	0.185
055221	Commercial natural gas	1.610	1.613	062204	Paint fillers	0.026	0.026
0553	Industrial natural gas	2.432	2.436	0623	Allied and miscellaneous paint products	0.089	0.089
055321	Industrial natural gas	2.432	2.436	062301	Allied and miscellaneous paint product	0.089	0.089
0554	Natural gas to electric utilities	0.692	0.693				
055421	Natural gas to electric utilities	0.692	0.693	063	Drugs and pharmaceuticals	1.629	1.631
				0631	Medicinal and botanical chemicals	0.454	0.455
057	Petroleum products, refined	4.095	4.104	063102	Medicinal and botanical chemicals	0.454	0.455
0571	Gasoline	1.417	1.420	0634	Preparations, veterinary	0.003	0.003
057103	Unleaded premium gasoline	0.258	0.259	063403	Veterinary preparations	0.003	0.003
057104	Unleaded regular gasoline	0.993	0.995	0637	Biological products	0.562	0.562
057105	Unleaded mid-premium gasoline	0.154	0.154	063711	Blood & derivatives, human use	0.057	0.057
057106	Aviation gasoline	0.012	0.012	063712	Vaccines, toxoids & antigens for human	0.061	0.061
0572	Kerosene and jet fuels	0.838	0.839	063714	Diagnostics and other biologicals	0.392	0.392
057202	Kerosene	0.022	0.022	063715	Biologicals for veterinary use	0.030	0.030
057203	Jet fuel	0.816	0.817	063716	Biological prod. for indus. & other us	0.022	0.022
0573	Light fuel oils	1.019	1.022	0638	Pharmaceutical preparations	0.610	0.611
057302	Home heating oil and other distillates	0.256	0.257	063801	Neoplasms, endocrine & metabolic disea	0.061	0.061
057303	#2 diesel fuel	0.763	0.765	063802	Central nervous system and sense org	0.125	0.125
0574	Residual fuels	0.255	0.256	063803	Cardiovascular system	0.099	0.099
057407	Residual fuels	0.255	0.256	063804	Respiratory system	0.065	0.065
0575	Lubricating oil materials	0.358	0.359	063805	Digestive and genito-urinary systems	0.101	0.101
057501	Lubricating oil base stocks	0.358	0.359	063806	Skin preparations	0.020	0.020
0576	Finished lubricants	0.208	0.208	063807	Vitamins, nutrients & hematinic preps.	0.054	0.054
057603	Lubricating grease	0.015	0.015	063808	Parasitic and infective diseases	0.085	0.086
057604	Lubricating and similar oils	0.193	0.193				
				064	Fats and oils, inedible	0.049	0.049
058	Petroleum and coal products, n.e.c.	0.095	0.095	0641	Fats and oils, inedible	0.049	0.049
0581	Petroleum and coal products, n.e.c.	0.095	0.095	064101	Fats and oils, inedible	0.049	0.049
058101	Petroleum and coal products, n.e.c.	0.095	0.095				

See footnotes at end of table.

Table 10. Relative importance of commodity groupings in the producer price index by major stage-of-processing category, December 2002¹
 --Continued

COMM- ODITY CODE	INDEX	RELATIVE IMPORTANCE		COMM- ODITY CODE	INDEX	RELATIVE IMPORTANCE	
		REVISED	FORMER			REVISED	FORMER
	INTERMEDIATE GOODS (CONTINUED)						
065	Agricultural chemicals and chemical products	0.833	0.835	071203	Tread rubber, tire sundries, & repair	0.042	0.042
0651	Mixed fertilizers	0.071	0.071	0713	Miscellaneous rubber products	0.611	0.611
065105	Mixed fertilizers	0.071	0.071	071303	Rubber and plastic belts and belting	0.052	0.052
0652	Fertilizer materials	0.362	0.363	071304	Rubber hose	0.077	0.077
065201	Nitrogenates	0.176	0.177	071306	Miscellaneous rubber products, n.e.c	0.482	0.482
065202	Phosphates	0.186	0.186	072	Plastic products	4.660	4.659
0653	Other agricultural chemicals	0.400	0.401	0721	Plastic construction products	0.779	0.779
065301	Other agricultural chemicals	0.400	0.401	072106	Plastic construction products	0.779	0.779
066	Plastic resins and materials	1.839	1.840	0722	Unsupp. plastic film/sheet/other shapes	0.863	0.863
0662	Thermoplastic resins	1.467	1.468	072205	Unsupported plastic film	0.863	0.863
066202	Polyester resins, saturated	0.114	0.114	0723	Laminated plastic sheets, rods, and tubes	0.151	0.151
066205	Polypropylene resins	0.098	0.098	072304	Laminated plastic sheets, rods, and tu	0.151	0.151
066206	Styrene plastics materials	0.205	0.205	0725	Plastic packaging	0.827	0.827
066207	Vinyl and vinylidene resins	0.243	0.243	072502	Plastic packaging (except film and she	0.827	0.827
066211	Other thermoplastic resins	0.807	0.808	0726	Plastic parts and components for mfg.	1.213	1.212
0663	Thermosetting resins	0.372	0.372	072601	Parts for transportation equip.	0.726	0.726
066306	Thermosetting resins	0.372	0.372	072602	Other parts and components for mfg.	0.353	0.352
067	Other chemicals and allied products	1.776	1.780	072603	Plastic components for furniture	0.134	0.134
0671	Soap and synthetic detergents	0.113	0.114	0728	Consumer, institut., & comm. prod., nec.	0.087	0.087
067104	Soaps & synth. detergents, ex. glyceri	0.113	0.114	072802	Consumer, institutional, & comm. prod.	0.087	0.087
0672	Specialty cleaning, polish. & san. prods.	0.072	0.073	0729	Other plastic products	0.740	0.740
067201	Specialty cleaning, polishing & san. p	0.072	0.073	072901	Other plastic products	0.740	0.740
0675	Cosmetics and other toilet preparations	0.078	0.078	08	Lumber and wood products	3.526	3.525
067502	Shaving preparations	0.002	0.002	081	Lumber	1.081	1.080
067503	Perfume, cologne & toilet water	0.010	0.010	0811	Softwood lumber	0.663	0.662
067504	Hair preparations	0.019	0.019	081101	Douglas fir, dressed	0.086	0.086
067505	Dentifrices	0.007	0.007	081102	Southern pine, dressed	0.126	0.126
067514	Creams, lotions and oils	0.014	0.014	081103	Other species, dressed	0.224	0.223
067515	Other cosmetics and toilet preparation	0.026	0.026	081104	Rough softwood lumber	0.172	0.172
0679	Misc. chemical prod. and preparations	1.513	1.515	081105	Flooring, siding, and cut stock	0.055	0.055
067902	Explosives	0.039	0.039	0812	Hardwood lumber	0.418	0.418
067903	Industrial gases	0.173	0.175	081201	Rough hardwood lumber	0.181	0.181
067904	Adhesives and sealants	0.342	0.342	081202	Dressed hardwood lumber, ex. siding	0.042	0.042
067905	Surface active agents	0.245	0.245	081203	Hardwood dimension	0.111	0.111
067906	Gum and wood chemicals	0.030	0.030	081204	Hardwood flooring	0.084	0.084
067909	Other miscellaneous chemical products	0.684	0.684	082	Millwork	1.280	1.280
07	Rubber and plastic products	5.822	5.821	0821	General millwork	0.980	0.980
071	Rubber and rubber products	1.162	1.162	082101	General millwork	0.980	0.980
0711	Crude rubber	0.238	0.238	0822	Prefabricated structural members	0.221	0.221
071102	Synthetic rubber	0.238	0.238	082201	Prefabricated structural members	0.221	0.221
0712	Tires, tubes, tread, & repair materials	0.313	0.313	0823	Miscellaneous millwork products	0.079	0.079
071201	Tires	0.267	0.267	082301	Miscellaneous millwork products	0.079	0.079
071202	Inner tubes	0.004	0.004	083	Plywood	0.326	0.326

See footnotes at end of table.

Table 10. Relative importance of commodity groupings in the producer price index by major stage-of-processing category, December 2002¹
 --Continued

COMM- ODITY CODE	INDEX	RELATIVE IMPORTANCE		COMM- ODITY CODE	INDEX	RELATIVE IMPORTANCE	
		REVISED	FORMER			REVISED	FORMER
	INTERMEDIATE GOODS (CONTINUED)						
0831	Softwood plywood	0.172	0.172	091405	Corrugated paperboard in sheets and ro	0.126	0.126
083101	Western, inland and other non-southern	0.117	0.117	091411	Paperboard, ex. corrugated paperboard	0.914	0.914
083102	Southern	0.035	0.035	0915	Converted paper and paperboard products	2.930	2.930
083103	Softwood plywood type products	0.020	0.020	091501	Sanitary paper products, including sto	0.139	0.139
0832	Hardwood plywood and related products	0.081	0.081	091502	Paper, plastic, and foil bags	0.401	0.400
083201	Hardwood plywood and related products	0.081	0.081	091503	Paper boxes and containers	1.789	1.789
0833	Softwood plywood veneer	0.029	0.029	091504	Packaging accessories	0.104	0.104
083301	Softwood plywood veneer, ex. rein./bac	0.029	0.029	091506	Office supplies and accessories	0.240	0.240
0834	Hardwood plywood veneer	0.044	0.044	091507	Fiber and composite cans & related pro	0.099	0.100
083401	Hardwood plywood veneer	0.044	0.044	091508	Pressed and molded pulp goods	0.013	0.013
				091509	Misc. converted paper and board produc	0.145	0.145
				0916	Pressure sensitive products	0.320	0.320
084	Other wood products	0.340	0.340	091601	Pressure sensitive and gummed products	0.320	0.320
0841	Wood pallets and skids	0.159	0.159				
084101	Wood pallets and skids	0.159	0.159	092	Building paper & building board mill prods.	0.241	0.238
0842	Boxes	0.039	0.039	0922	Hardboard, particleboard & fiberboard prods.	0.226	0.223
084201	Boxes	0.039	0.039	092201	Particleboard and fiberboard	0.174	0.171
0849	Other sawmill & planing mill products	0.142	0.142	092202	Hardboard and fabricated hardboard pro	0.052	0.052
084901	Miscellaneous wood products - non-cont	0.136	0.136	0923	Building board, const. paper & felt stock	0.015	0.015
084902	Mfg of lumber owned by others (contrac	0.006	0.006	092301	Board: asphalt, hardpressed, insul. ro	0.015	0.015
085	Logs, bolts, timber and pulpwood	0.165	0.165	093	Publications, printed matter & printing mat'l	4.876	4.876
0851	Logs, bolts, timber and pulpwood	0.165	0.165	0932	Periodicals	0.129	0.129
085101	Softwood logs, bolts and timber	0.150	0.150	093201	Circulation	0.121	0.121
085102	Hardwood logs, bolts and timber	0.015	0.015	093203	Other periodicals: circulation/adverti	0.008	0.008
				0933	Book publishing	0.258	0.258
086	Prefabricated wood buildings & components	0.158	0.158	093301	Textbooks	0.063	0.063
0861	Prefabricated wood buildings & components	0.158	0.158	093302	Technical, scientific & professional b	0.113	0.113
086101	Prefabricated wood buildings & compone	0.158	0.158	093303	Religious books	0.006	0.006
				093304	General books	0.063	0.063
087	Treated wood and contract wood preserving	0.176	0.176	093305	General reference books	0.004	0.004
0871	Treated wood and contract wood preserving	0.176	0.176	093308	Other books, incl. music books & pamph	0.009	0.009
087101	Treated wood	0.170	0.170	0934	Book printing	0.245	0.245
087102	Contract wood preserving	0.006	0.006	093401	Book printing	0.245	0.245
				0935	Manifold business forms	0.255	0.255
				093501	Manifold business forms	0.255	0.255
09	Pulp, paper, and allied products	11.278	11.274	0936	Miscellaneous publishing	0.660	0.660
				093601	Miscellaneous publishing	0.660	0.660
091	Pulp, paper, and prod., ex. bldg. paper	6.161	6.160	0937	Commercial printing	2.867	2.867
0911	Woodpulp	0.188	0.187	093701	Magazine and periodical printing	0.266	0.266
091102	Paper-making woodpulp	0.138	0.137	093702	Label and wrapper printing for packagi	0.371	0.371
091103	Special alpha and dissolving woodpulp	0.030	0.030	093703	Catalog and directory printing	0.291	0.291
091104	Pulp, other than wood, inc pulp mill b	0.020	0.020	093704	Financial and legal printing	0.132	0.132
0913	Paper	1.683	1.683	093705	Advertising printing	0.826	0.826
091301	Writing and printing papers	1.066	1.066	093706	Other general job printing	0.731	0.731
091302	Newsprint	0.131	0.131	093711	Commercial printing, n.e.c.	0.250	0.250
091303	Packaging and industrial converting pa	0.320	0.320	0938	Blankbooks, binders, and bookbinding work	0.236	0.236
091304	Special industrial paper	0.081	0.081	093801	Bankbooks, looseleaf binders, and devi	0.157	0.157
091305	Coated and laminated paper, n.e.c.	0.085	0.085	093802	Bookbinding and related work	0.079	0.079
0914	Paperboard	1.040	1.040				

See footnotes at end of table.

Table 10. Relative importance of commodity groupings in the producer price index by major stage-of-processing category, December 2002¹
 --Continued

COMM-ODITY CODE	INDEX	RELATIVE IMPORTANCE		COMM-ODITY CODE	INDEX	RELATIVE IMPORTANCE	
		REVISED	FORMER			REVISED	FORMER
	INTERMEDIATE GOODS (CONTINUED)						
0939	Services for the printing trade	0.226	0.226	102603	Nonferrous wire and cable	0.709	0.708
093901	Typesetting	0.118	0.118	1027	Nonferrous forage shop products	0.094	0.094
093904	Platemaking services	0.108	0.108	102701	Nonferrous forge shop products	0.094	0.094
				1028	Nonferrous foundry shop products	0.491	0.491
				102802	Castings, alum./alum.-base alloy	0.330	0.330
10	Metals and metal products	15.860	15.854	102803	Copper and copper-base alloy castings	0.037	0.037
				102804	Zinc Castings	0.040	0.040
				102805	Magnesium and magnesium-base castings	0.013	0.013
101	Iron and steel	4.306	4.306	102806	Other nonferrous castings	0.071	0.071
1015	Foundry and forge shop products	1.035	1.035				
101502	Pressure & soil pipe & fittings, cast	0.098	0.098	103	Metal containers	0.583	0.583
101503	Motor vehicle castings, gray/ductile i	0.202	0.202	1031	Metal cans and can components	0.526	0.526
101504	Gray & ductile iron castings, other	0.266	0.266	103102	Steel cans	0.201	0.201
101505	Malleable iron castings	0.024	0.024	103103	Aluminum cans	0.325	0.325
101506	Steel investment castings	0.106	0.106	1032	Barrels, drums, and pails	0.057	0.057
101507	Other steel castings, carbon steel	0.057	0.057	103201	Barrels, drums, and pails	0.057	0.057
101508	Other steel casting, high alloy & stai	0.034	0.034				
101509	Other steel castings, low alloy steel	0.036	0.036	104	Hardware	0.564	0.564
101512	Open die or smith forgings, ferrous	0.028	0.028	1041	Hardware, n.e.c.	0.432	0.432
101513	Other forge shop products	0.184	0.184	104101	Builders hardware	0.214	0.214
1016	Blast and electric furnace products	0.048	0.048	104103	Transportation equipment hardware	0.147	0.147
101607	Ferrosilicon	0.013	0.013	104104	Furniture hardware	0.027	0.027
101608	Other ferroalloys and ferrous produc	0.035	0.035	104105	Other hardware, n.e.c.	0.044	0.044
1017	Steel mill products	3.223	3.223	1042	Hand and edge tools	0.132	0.132
101702	Semifinished steel mill products	0.169	0.169	104201	Hand and edge tools	0.132	0.132
101703	Hot rolled sheet and strip, incl. tin	0.994	0.994				
101704	Hot rolled bars, plates, & structural	0.538	0.538	105	Plumbing fixtures and brass fittings	0.287	0.287
101705	Steel wire	0.105	0.105	1052	Vitreous china fixtures	0.048	0.048
101706	Steel pipe and tubes	0.726	0.726	105201	Vitreous china fixtures	0.048	0.048
101707	Cold rolled sheets and strip	0.578	0.578	1054	Brass fittings	0.180	0.180
101708	Cold finished bars	0.113	0.113	105402	Brass fittings	0.180	0.180
				1056	Metal sanitary ware	0.059	0.059
102	Nonferrous metals	3.524	3.522	105601	Metal sanitary ware	0.059	0.059
1022	Primary nonferrous metals	0.586	0.586				
102201	Primary nonferrous metals, except prec	0.552	0.552	106	Heating equipment	0.237	0.237
102202	Precious metals	0.034	0.034	1061	Steam and hot water equipment	0.027	0.027
1024	Secondary nonferrous metals	0.304	0.303	106101	Steam and hot water equipment	0.027	0.027
102402	Aluminum, except extrusion billet	0.137	0.137	1062	Warm air furnaces	0.129	0.129
102403	Copper, alloyed and unalloyed	0.049	0.049	106201	Floor & wall furnaces/heaters/parts	0.129	0.129
102404	Refined lead	0.030	0.030	1063	Conversion burners	0.038	0.038
102405	Refined zinc, slab and dust	0.015	0.015	106301	Other heating, non-elect., parts	0.038	0.038
102406	Precious metals	0.054	0.053	1064	Domestic heating stoves	0.017	0.017
102407	Other nonferrous metals	0.019	0.019	106401	Domestic heating stoves	0.017	0.017
1025	Nonferrous mill shapes	1.340	1.340	1066	Water heaters, domestic	0.026	0.026
102501	Aluminum mill shapes	0.952	0.952	106601	Water heaters, domestic	0.026	0.026
102502	Copper and brass mill shapes	0.225	0.225				
102504	Nickel alloy mill shapes	0.055	0.055	107	Fabricated structural metal products	2.738	2.734
102505	Titanium mill shapes	0.052	0.052	1071	Metal doors, sash, and trim	0.416	0.415
102519	Other mill shapes	0.056	0.056	107102	Metal doors and frames, exc. storm	0.215	0.215
1026	Nonferrous wire and cable	0.709	0.708				

See footnotes at end of table.

Table 10. Relative importance of commodity groupings in the producer price index by major stage-of-processing category, December 2002¹
 --Continued

COMM- ODITY CODE	INDEX	RELATIVE IMPORTANCE		COMM- ODITY CODE	INDEX	RELATIVE IMPORTANCE	
		REVISED	FORMER			REVISED	FORMER
	INTERMEDIATE GOODS (CONTINUED)						
107103	Metal window sash and frames, exc. sto	0.111	0.110	1089	Other miscellaneous metal products	2.516	2.516
107104	Metal molding and trim and storefronts	0.049	0.049	108902	Hot formed springs	0.022	0.022
107105	Storm sash and doors	0.025	0.025	108903	Cold formed springs	0.014	0.014
107106	Screens and weatherstrip	0.016	0.016	108904	Wire springs	0.095	0.095
1072	Metal tanks	0.114	0.114	108905	Other metal products	1.800	1.800
107201	Metal tanks	0.114	0.114	108906	Metal crowns and closures	0.043	0.043
1073	Sheet metal products	0.719	0.719	108907	Metal stampings n.e.c.	0.433	0.433
107301	Sheet metal products	0.719	0.719	108908	Metal foil and leaf	0.109	0.109
1074	Struct., arch., pre-eng. metal products	1.124	1.121				
107404	Nonferrous pipe, tube, and fittings	0.028	0.028	11	Machinery and equipment	14.388	14.351
107405	Fabricated structural metal	0.570	0.569				
107407	Miscellaneous metal work	0.229	0.229	111	Agricultural machinery and equipment	0.089	0.056
107408	Architectural and ornamental metalwork	0.178	0.178	1111	Farm and garden tractors	0.000	0.014
107409	Fabricated iron & steel pipe, tube & f	0.119	0.117	111152	Farm tractor parts and attachments	0.000	0.014
1075	Heat exchanges and condensers	0.056	0.056	1112	Agricultural machinery excl. tractors	0.000	0.031
107501	Heat exchangers and condensers	0.056	0.056	111205	Sprayers and dusters	0.000	0.004
1076	Fabricated steel plate	0.083	0.083	111213	Comm. turf & grounds care eq., parts &	0.000	0.007
107601	Fabricated steel plate	0.083	0.083	111251	Parts for farm machinery, excl. tracto	0.000	0.017
1077	Steel power boilers	0.030	0.030	111252	Attachments, farm machinery, ex. tract	0.000	0.003
107701	Steel power boilers	0.030	0.030	1113	Agricultural equipment	0.000	0.011
1078	Nuclear steam supply systems	0.010	0.010	111301	Poultry equipment	0.000	0.001
107801	Nuclear steam supply systems	0.010	0.010	111302	Barnyard and hog equipment	0.000	0.003
1079	Prefabricated metal buildings	0.186	0.186	111305	Farm dairy machines and attachments	0.000	0.000
107901	Prefab. metal bldg systems, ex. farm s	0.134	0.134	111351	Parts, agricultural equipment	0.000	0.007
107902	Other prefab. & portable metal buildin	0.039	0.039	111352	Barn and barnyard attachments	0.000	0.000
107903	Panels, parts, & sections for prefab b	0.013	0.013	1114	Agricultural machinery and equipment	0.089	0.000
				111401	Commercial turf & grounds care equipme	0.015	0.000
108	Miscellaneous metal products	3.621	3.621	111403	Wheel tractors and attachments	0.030	0.000
1081	Bolts, nuts, screws, rivets, and washers	0.338	0.338	111404	Farm dairy machines, sprayers, dusters	0.007	0.000
108102	Externally thread. fasteners, ex. airc	0.143	0.143	111409	Parts for farm mach & equip	0.037	0.000
108103	Internally thread. fasteners, ex. airc	0.041	0.041				
108104	Nonthreaded fasteners, except aircraft	0.048	0.048	112	Construction machinery and equipment	0.048	0.048
108105	Aircraft-aerospace fasteners	0.061	0.061	112F	Other construction machinery, excluding parts	0.011	0.011
108106	Other formed fasteners	0.045	0.045	112F01	Other construction machinery, ex. part	0.011	0.011
1083	Lighting fixtures	0.430	0.430	112G	Parts for construction machinery	0.037	0.037
108302	Residential	0.047	0.047	112G01	Parts for construction machinery	0.037	0.037
108303	Commercial/institutional or industrial	0.171	0.171				
108304	Vehicular	0.104	0.104	113	Metalworking machinery and equipment	0.777	0.779
108305	Lighting equipment, n.e.c.	0.108	0.108	113A	Metalworking machinery n. e. c.	0.010	0.010
1085	Ammunition, except for small arms	0.004	0.004	113A02	Other metalworking machinery	0.010	0.010
108501	Ammunition, except for small arms	0.004	0.004	113B	Rolling mill machinery	0.002	0.002
1086	Ordnance and accessories, n.e.c.	0.003	0.003	113B01	Rolling mill machinery	0.002	0.002
108601	Ordnance and accessories, n.e.c.	0.003	0.003	1132	Power driven hand tools	0.008	0.008
1088	Fabricated ferrous wire products	0.330	0.330	113206	Power hand tools, electric/battery pow	0.008	0.008
108801	Ferrous wire rope, cable and strand	0.078	0.078	1133	Welding machines and equipment	0.056	0.056
108802	Steel nails and spikes	0.019	0.019	113302	Resistance welders, components & elect	0.004	0.004
108806	Steel fencing and fence gates	0.029	0.029	113303	Arc welding electrodes	0.041	0.041
108807	Ferrous wire cloth, other woven wire p	0.013	0.013	113304	Gas welding machines and equipment	0.004	0.004
108809	Other fabricated ferrous wire products	0.191	0.191				

See footnotes at end of table.

Table 10. Relative importance of commodity groupings in the producer price index by major stage-of-processing category, December 2002¹
 --Continued

COMM- ODITY CODE	INDEX	RELATIVE IMPORTANCE		COMM- ODITY CODE	INDEX	RELATIVE IMPORTANCE	
		REVISED	FORMER			REVISED	FORMER
	INTERMEDIATE GOODS (CONTINUED)						
113306	Other welding machines and equipment	0.007	0.007	114701	Fans and blowers, except portable	0.112	0.112
1134	Industrial process furnaces and ovens	0.012	0.012	1148	Air conditioning and refrigeration equip	0.609	0.608
113405	Otr. indus. elec. heat. units; parts/a	0.012	0.012	114801	Heat transfer equipment	0.071	0.070
1135	Cutting tools and accessories	0.291	0.291	114802	Unitary air conditioners	0.203	0.203
113501	Small cutting tools	0.230	0.230	114804	Refrigerant compressors	0.213	0.213
113502	Precision measuring tools	0.018	0.018	114805	Refrigeration condensing units	0.012	0.012
113503	Metalworking power saw blades	0.012	0.012	114806	Other a/c and refrigeration equipment	0.030	0.030
113504	Other power saw blades	0.005	0.005	114809	Parts & accessories for a/c & refrig.	0.080	0.080
113505	Other machine tool attachments & acc.	0.026	0.026	1149	Miscellaneous general purpose equipment	0.838	0.836
1136	Abrasive products	0.157	0.157	114902	Metal valves, except fluid power	0.343	0.343
113601	Nonmetallic sized abrasives	0.020	0.020	114903	Metal pipe fittings, flanges, and unio	0.098	0.097
113603	Nonmet. bonded abrasives and diamond w	0.046	0.046	114905	Ball and roller bearings	0.255	0.254
113605	Nonmetallic coated abrasive products	0.079	0.079	114907	Industrial patterns	0.040	0.040
113631	Metal abrasives, including scouring pa	0.012	0.012	114908	Filters and strainers	0.053	0.053
1137	Metal cutting machine tools	0.006	0.004	114911	Other miscellaneous general purpose eq	0.049	0.049
113751	Parts for metal cutting machine tools	0.000	0.004	115	Electronic computers and computer equipment	0.484	0.484
113753	Parts for metal-cutting machine tools	0.006	0.000	1151	Electronic computers	0.010	0.010
1138	Metal forming machine tools	0.000	0.004	115101	Electronic computers	0.010	0.010
113851	Parts for metal forming machine tools	0.000	0.004	1152	Computer storage devices	0.106	0.106
1139	Tools, dies, jigs, fixtures & ind. molds	0.235	0.235	115201	Computer storage devices, except parts	0.072	0.072
113901	Special dies, tools, jigs, and fixture	0.199	0.199	115202	Parts and components	0.034	0.034
113903	Industrial molds	0.036	0.036	1153	Computer terminals and parts	0.008	0.008
				115301	Computer terminals	0.002	0.002
114	General purpose machinery and equipment	2.490	2.485	115302	Computer terminal parts, attachments,	0.006	0.006
1141	Pumps, compressors, and equipment	0.075	0.075	1154	Computer peripheral equipment and parts	0.360	0.360
114102	Industrial pumps	0.020	0.020	115405	Parts for computer peripheral equipmen	0.113	0.113
114107	Air/gas compress. & vac. pump pts./att	0.010	0.010	115406	All other peripheral equipment	0.247	0.247
114108	Industrial spraying equipment	0.012	0.012				
114109	Measuring & dispensing pumps	0.002	0.002	116	Special industry machinery and equipment	0.301	0.301
114111	Other compressors and vacuum pumps	0.006	0.006	1161	Food products machinery	0.003	0.003
114112	Other pumps, including parts	0.025	0.025	116105	Industrial food production machinery	0.003	0.003
1142	Elevators, escalators, and other lifts	0.063	0.063	1162	Textile machinery and equipment	0.021	0.021
114201	Elevators & escalators	0.047	0.047	116212	Textile machinery	0.009	0.009
114202	Elevator and escalator parts & attachm	0.016	0.016	116277	Textile machinery parts and attachment	0.012	0.012
1143	Fluid power equipment	0.493	0.491	1163	Woodworking machinery and equipment	0.016	0.016
114301	Fluid power pumps and parts	0.115	0.115	116305	Woodworking power saw blades	0.016	0.016
114302	Fluid power valves	0.125	0.125	1164	Paper industries machinery	0.041	0.041
114303	Fluid power accum/cushions/cyls. & par	0.127	0.125	116401	Paper industries machinery	0.041	0.041
114304	Fluid power hose and tube fittings	0.116	0.116	1165	Printing trades machinery and equipment	0.002	0.002
114305	Parts for fluid power valves	0.010	0.010	116509	Other printing machinery and equipment	0.002	0.002
1144	Industrial material handling equipment	0.040	0.040	1166	Other special industry machinery	0.005	0.005
114402	Conveying equipment	0.040	0.040	116605	Automotive maintenance equipment	0.005	0.005
1145	Mechanical power transmission equipment	0.256	0.256	1167	Packing and packaging machinery	0.135	0.135
114501	Speed changers, drives, gears	0.116	0.116	116704	Other packing & packaging machinery &	0.135	0.135
114502	Other power transmission equipment	0.140	0.140	1168	Service industry machinery and parts	0.074	0.074
1146	Scales and balances	0.004	0.004	116801	Service industry machinery and parts	0.074	0.074
114612	Retail, commercial, household, & mail	0.002	0.002	1169	Commercial laundry & dry cleaning equip.	0.004	0.004
114613	Parts, attachments, and accessories	0.002	0.002	116901	Laundry equipment	0.002	0.002
1147	Fans and blowers, except portable	0.112	0.112				

See footnotes at end of table.

Table 10. Relative importance of commodity groupings in the producer price index by major stage-of-processing category, December 2002¹
 --Continued

COMM- ODITY CODE	INDEX	RELATIVE IMPORTANCE		COMM- ODITY CODE	INDEX	RELATIVE IMPORTANCE	
		REVISED	FORMER			REVISED	FORMER
	INTERMEDIATE GOODS (CONTINUED)			117837	Optoelectronic devices	0.103	0.103
116902	Dry cleaning equipment	0.000	0.000	117841	Digital bi-polar integrated circuits	0.077	0.077
116903	Parts, attachments, and accessories	0.002	0.002	117842	Digital MOS integrated circuits	0.529	0.528
117	Electrical machinery and equipment	8.293	8.292	117845	Linear integrated circuits	0.203	0.203
1171	Wiring devices	0.423	0.423	117846	Hybrid integrated circuits	0.036	0.036
117101	Current carrying	0.234	0.234	117848	Other semiconductor devices and parts	0.183	0.182
117102	Noncurrent carrying	0.189	0.189	117849	Printed circuit boards	0.315	0.315
1172	Integrating and measuring instruments	0.157	0.157	117853	Electronic transformers and coils	0.055	0.055
117204	Integrating instruments	0.003	0.003	117856	Other electronic components	2.196	2.195
117205	Test equip.- elect. character. & signa	0.151	0.151	117857	MW components, ex tubes, semicon., ant	0.069	0.069
117206	Indicating and recording instruments	0.003	0.003	117861	Complex component assemb., packs, modu	0.784	0.784
1173	Motors, generators, motor generator sets	0.339	0.339	1179	Miscellaneous electrical mach and equip	0.550	0.549
117303	Fractional horsepower motors & generat	0.153	0.153	117901	Storage batteries	0.075	0.074
117304	Integral horsepower motors	0.071	0.071	117902	Primary batteries, dry and wet	0.031	0.031
117305	Fractional horsepower motor-gen. sets	0.016	0.016	117903	Carbon and graphite products	0.067	0.067
117306	Integral horsepower motor-gen. sets	0.018	0.018	117906	Engine electrical equipment	0.328	0.328
117307	Prime mover gen. sets	0.044	0.044	117908	Porcelain electrical supplies, ex insu	0.034	0.034
117308	Land transportation types	0.009	0.009	117929	Electrical industrial apparatus, n.e.c	0.015	0.015
117309	Parts and supplies	0.028	0.028	118	Miscellaneous instruments	0.310	0.310
1174	Transformers and power regulators	0.096	0.096	1181	Environmental controls	0.109	0.109
117402	Fluorescent lamp ballasts	0.039	0.039	118101	Building comfort controls	0.073	0.073
117411	Parts & all other transformers	0.057	0.057	118102	Appliance regulation controls	0.027	0.027
1175	Switchgear, switchboard, etc. equipment	0.719	0.719	118109	Parts	0.009	0.009
117507	Industrial controls	0.438	0.438	1182	Process control instruments	0.057	0.057
117511	Switchgear, exc. ducts & contr. circuit r	0.073	0.073	118201	Process control instruments	0.057	0.057
117512	Power circuit breakers, all types	0.018	0.018	1184	Fluid meters and counting devices	0.030	0.030
117513	Panelboards & switching & interrupting	0.093	0.093	118401	Fluid meters and counting devices	0.030	0.030
117514	Fuses/equip. < 2300 volts ex. power di	0.024	0.024	1185	Engineering and scientific instruments	0.013	0.013
117515	Molded case circuit breakers	0.056	0.056	118501	Aeronautical, nautical, & navigational	0.002	0.002
117518	Relays for switchgear & industrial con	0.017	0.017	118502	Laboratory apparatus	0.005	0.005
1176	Communication and related equipment	0.608	0.608	118503	Surveying/drafting instrs. & lab. furn	0.006	0.006
117601	Telephone and telegraph equipment	0.270	0.270	1186	Optical instruments and lenses	0.067	0.067
117602	Radio & television communication equip	0.338	0.338	118601	Sighting, tracking & fire-control equi	0.006	0.006
1177	Electric lamps/bulbs and parts	0.052	0.052	118602	Optical instruments and lenses	0.015	0.015
117701	Incandescent	0.029	0.029	118603	Laboratory analytical instruments	0.046	0.046
117702	Other than incandescent	0.018	0.018	1189	Measuring & controlling devices, n.e.c.	0.034	0.034
117703	Parts for electric lamps/bulbs	0.005	0.005	118901	Aircraft engine instruments	0.004	0.004
1178	Electronic components and accessories	5.349	5.349	118902	Phys. prop. & kinematic test, insp. & me	0.014	0.014
117802	Cathode ray T.V. picture tube	0.088	0.088	118903	Comm. meteorological & general purpose	0.012	0.012
117803	Power, transmitter, special purpose tu	0.032	0.032	118904	Nuclear radiation detect. & monitoring	0.004	0.004
117811	Capacitors	0.100	0.103	119	Miscellaneous machinery	1.596	1.596
117812	Resistors for electric applications	0.067	0.067	1191	Oil field and gas field machinery	0.046	0.046
117821	Relays	0.026	0.026	119102	Oil field and gas field drilling machi	0.030	0.030
117822	Switches, mechanical (electronic appl.	0.030	0.030	119104	Oil field and gas field production mac	0.016	0.016
117824	Connectors	0.159	0.159	1192	Mining machinery and equipment	0.033	0.033
117825	Magnetic and optical recording media	0.150	0.150	119253	Mining machinery parts	0.033	0.033
117828	Filters, crystals, and transducers	0.070	0.070	1193	Office and store machines and equipment	0.039	0.039
117831	Diodes and rectifiers	0.035	0.035				
117835	Transistors	0.042	0.042				

See footnotes at end of table.

Table 10. Relative importance of commodity groupings in the producer price index by major stage-of-processing category, December 2002¹
 --Continued

COMM- ODITY CODE	INDEX	RELATIVE IMPORTANCE		COMM- ODITY CODE	INDEX	RELATIVE IMPORTANCE	
		REVISED	FORMER			REVISED	FORMER
	INTERMEDIATE GOODS (CONTINUED)						
119301	Calculating and accounting machines	0.001	0.001	1231	Soft surface floor coverings	0.126	0.126
119307	Other office and store machines and pa	0.023	0.023	123101	Tufted broadloom	0.117	0.117
119308	Coin-operated amusement machines	0.015	0.015	123103	Woven carpets/rugs made from textile y	0.001	0.001
1194	Internal combustion engines	0.516	0.516	123104	Carpets & rugs not made from textile y	0.008	0.008
119401	Gasoline engines	0.069	0.069	1232	Hard surface floor coverings	0.038	0.038
119402	Outboard engines	0.003	0.003	123201	Hard surface floor coverings	0.038	0.038
119407	Diesel, semidiesel, & dual fuel, non-a	0.093	0.093	1233	Commission fin./dyeing, floor cov.	0.030	0.030
				123301	Commission finishing/dyeing, floor cov	0.030	0.030
119408	Diesel, semidiesel, & dual fuel, auto.	0.195	0.195				
119411	Gas engines, except turbines	0.013	0.013	124	Household appliances	0.129	0.131
119413	Parts and accessories for i.c. engines	0.129	0.129	1241	Major appliances	0.100	0.102
119414	Tank & converted internal combustion e	0.014	0.014	124101	Cooking equipment	0.016	0.016
1195	Machine shop products	0.809	0.809	124102	Laundry equipment	0.008	0.008
119501	Carburetors, pistons, piston rings, &	0.122	0.122	124103	Refrigeration equipment	0.012	0.012
119505	Other machine shop products	0.687	0.687	124104	Other major appliances	0.064	0.066
1196	Steam, gas, & hydraulic turbines & parts	0.065	0.065	1243	Household vacuum cleaners, parts, & attach.	0.006	0.006
119601	Steam, gas, and hydraulic turbines	0.008	0.008	124301	Vacuum cleaners	0.006	0.006
119602	Turbine parts and accessories	0.057	0.057	1244	Electric housewares and fans	0.023	0.023
1197	Turbine generator sets and parts	0.031	0.031	124401	Small household appliances	0.018	0.018
119701	Turbine generator sets and parts	0.031	0.031	124403	Parts & attach. - small elect. applian	0.005	0.005
1199	Other miscellaneous machinery	0.057	0.057				
119901	Other miscellaneous machinery	0.057	0.057	125	Home electronic equipment	0.032	0.032
				1252	Television receivers	0.019	0.019
12	Furniture and household durables	0.649	0.649	125202	Color TV receivers	0.019	0.019
				1253	Other home electronic equipment	0.013	0.013
121	Household furniture	0.021	0.021	125306	High fidelity equipment and components	0.003	0.003
1211	Metal household furniture	0.005	0.005	125307	Speakers, including loudspeaker system	0.010	0.010
121101	Metal household furniture	0.005	0.005				
1212	Wood household furniture	0.005	0.005	126	Other household durable goods	0.134	0.134
121201	Living room furniture	0.001	0.001	1261	Tableware, kitchenware and other pottery	0.008	0.008
121202	Dining room furniture	0.001	0.001	126101	Tableware and kitchenware	0.005	0.005
121203	Bedroom furniture	0.002	0.002	126102	Pottery, except table and kitchenware	0.003	0.003
121204	Other wood household furniture	0.001	0.001	1262	Household glassware	0.050	0.050
1215	Porch and lawn furniture	0.003	0.003	126201	Pressed and blown consumer glassware	0.050	0.050
121501	Porch and lawn furniture	0.003	0.003	1263	Holloware	0.003	0.003
1216	Household furniture, n.e.c.	0.008	0.008	126301	Holloware	0.003	0.003
121601	Household furniture, n.e.c.	0.008	0.008	1264	Household flatware	0.002	0.002
				126401	Household flatware	0.002	0.002
122	Commercial furniture	0.139	0.137	1265	Mirrors	0.009	0.009
1221	Wood office furniture and store fixtures	0.075	0.074	126501	Mirrors	0.009	0.009
122101	Wood office furniture and store fixtur	0.075	0.074	1266	Lawn and garden equip., ex. garden tractors	0.030	0.030
1222	Metal office furniture and store fixtures	0.051	0.050	126605	Parts & attach., consumer lawn & garde	0.030	0.030
122204	Partitions and fixtures	0.051	0.050	1267	Cutlery, razors and razor blades	0.013	0.013
1223	Public building furniture	0.011	0.011	126701	Cutlery, razors and razor blades	0.013	0.013
122301	Public building furniture	0.011	0.011	1268	Metal household containers	0.010	0.010
1224	Furniture and fixtures n.e.c.	0.002	0.002	126801	Metal household containers	0.010	0.010
122401	Furniture and fixtures n.e.c.	0.002	0.002	1269	Household durables, n.e.c.	0.009	0.009
				126901	Window shades, blinds, and accessories	0.009	0.009
123	Floor coverings	0.194	0.194				

See footnotes at end of table.

Table 10. Relative importance of commodity groupings in the producer price index by major stage-of-processing category, December 2002¹
 --Continued

COMM- ODITY CODE	INDEX	RELATIVE IMPORTANCE		COMM- ODITY CODE	INDEX	RELATIVE IMPORTANCE	
		REVISED	FORMER			REVISED	FORMER
	INTERMEDIATE GOODS (CONTINUED)			136101	Prep. asphalt & tar roofing & siding p	0.198	0.198
				1362	Other asphalt roofing	0.040	0.040
13	Nonmetallic mineral products	4.171	4.170	136201	Other asphalt roofing	0.040	0.040
131	Glass	0.544	0.544	137	Gypsum products	0.187	0.188
1311	Flat glass	0.388	0.388	1371	Gypsum products and title	0.187	0.188
131104	Laminated glass	0.064	0.064	137101	Gypsum products	0.187	0.188
131105	Sheet, plate, and float glass	0.069	0.069	138	Glass containers	0.210	0.210
131107	Specialty glass	0.255	0.255	1381	Glass containers	0.210	0.210
1313	Other finished glassware	0.156	0.156	138101	Glass containers	0.210	0.210
131301	Pressed and blown glassware	0.142	0.142	139	Other nonmetallic minerals	0.977	0.977
131302	Automotive rearview mirrors	0.014	0.014	1392	Insulation materials	0.230	0.230
132	Concrete ingredients and related products	0.329	0.328	139201	Mineral wool for structural insulation	0.181	0.181
1322	Cement	0.329	0.328	139202	Min. wool for indus. & equip. insulati	0.049	0.049
132201	Cement	0.329	0.328	1394	Paving mixtures and blocks	0.363	0.363
133	Concrete products	1.457	1.456	139401	Paving mixtures and blocks	0.363	0.363
1331	Concrete block and brick	0.134	0.134	1395	Cut stone and stone products	0.046	0.046
133111	Structural block	0.101	0.101	139501	Cut stone and stone products	0.046	0.046
133121	Decorative block	0.012	0.012	1398	Gaskets, packing, and sealing devices	0.241	0.241
133131	Concrete brick	0.008	0.008	139801	Gaskets and gasketing material	0.087	0.087
133141	Paving blocks	0.013	0.013	139802	Packing and sealing	0.154	0.154
1332	Concrete pipe	0.102	0.102	1399	Nonmetallic minerals and products, n.e.c.	0.097	0.097
133201	Concrete pipe	0.102	0.102	139902	Other nonmetallic minerals, n.e.c.	0.062	0.062
1333	Ready-mixed concrete	0.894	0.893	139903	Nonmetallic mineral products, n.e.c.	0.035	0.035
133301	Ready-mixed concrete	0.894	0.893	14	Transportation equipment	6.143	6.141
1334	Precast concrete products	0.242	0.242	141	Motor vehicles and equipment	4.558	4.556
133401	Precast concrete products	0.242	0.242	1411	Motor vehicles	0.006	0.006
1335	Prestressed concrete products	0.085	0.085	141104	Motorcycles	0.006	0.006
133501	Prestressed concrete products	0.085	0.085	1412	Motor vehicle parts	4.336	4.334
134	Clay construction products ex. refractories	0.119	0.119	141203	Motor vehicle parts, new	4.203	4.201
1342	Brick and structural clay tile	0.080	0.080	141204	Motor vehicle parts, rebuilt	0.133	0.133
134201	Brick, except ceramic, glazed & refrac	0.078	0.078	1413	Truck and bus bodies	0.215	0.215
134202	Glazed brick struct., hollow & facing	0.002	0.002	141301	Truck and bus bodies sold separately	0.215	0.215
1344	Ceramic floor and wall tile	0.032	0.032	1416	Travel trailers and campers	0.001	0.001
134401	Ceramic floor and wall tile	0.032	0.032	141601	Travel trailers	0.001	0.001
1345	Structural clay products, n.e.c.	0.007	0.007	141602	Campers, pickup covers and parts	0.000	0.000
134501	Structural clay products, n.e.c.	0.007	0.007	142	Aircraft and aircraft equipment	1.417	1.417
135	Refractories	0.110	0.110	1423	Aircraft engines and engine parts	0.575	0.575
1352	Clay refractories	0.051	0.051	142301	Aircraft engines and engine parts	0.575	0.575
135201	Clay refractories	0.051	0.051	1425	Aircraft parts and auxiliary equipment, nec	0.842	0.842
1353	Refractories, non clay	0.059	0.059	142501	Aircraft parts and auxiliary equipment	0.842	0.842
135301	Refractories, non clay	0.059	0.059	143	Ships and boats	0.018	0.018
136	Asphalt felts and coatings	0.238	0.238				
1361	Prep. asphalt & tar roofing & siding prod.	0.198	0.198				

See footnotes at end of table.

Table 10. Relative importance of commodity groupings in the producer price index by major stage-of-processing category, December 2002¹
 --Continued

COMM- ODITY CODE	INDEX	RELATIVE IMPORTANCE		COMM- ODITY CODE	INDEX	RELATIVE IMPORTANCE	
		REVISED	FORMER			REVISED	FORMER
	INTERMEDIATE GOODS (CONTINUED)						
1431	Ships	0.004	0.004	1555	Mobile buildings, nonresidential	0.000	0.000
143103	Self propelled ships, new, nonmilitary	0.004	0.004	155503	Mobile buildings, nonresidential	0.000	0.000
1432	Boats	0.014	0.014	156	Medical, surgical & personal aid devices	0.567	0.567
143201	Outboard motorboats	0.005	0.005	1562	Medical instruments and equipment	0.234	0.234
143202	Inboard motorboats, incl. i.-o. houseb	0.004	0.004	156201	Medical instruments and equipment	0.234	0.234
143203	Inboard-outdrive boats, except housebo	0.004	0.004	1563	Surgical appliances and supplies	0.266	0.266
143204	All other boats	0.001	0.001	156301	Surgical appliances	0.266	0.266
144	Railroad equipment	0.089	0.089	1564	Ophthalmic goods	0.002	0.002
1441	Locomotives and parts	0.030	0.030	156401	Ophthalmic goods	0.002	0.002
144104	Locomotives and Locomotive parts	0.030	0.030	1565	Dental equipment and supplies	0.065	0.065
1442	Railroad cars and car parts	0.059	0.059	156501	Dental equipment and supplies	0.065	0.065
144203	Railroad car parts and accessories	0.040	0.040	157	Industrial safety equipment	0.045	0.045
144204	Railroad cars	0.019	0.019	1571	Industrial safety equipment	0.045	0.045
149	Transportation equipment, n.e.c.	0.061	0.061	157101	Respiratory protection equipment	0.023	0.023
1491	Transportation equipment, n.e.c.	0.061	0.061	157105	Protective clothing except shoes	0.011	0.011
149111	Transportation equipment, n.e.c.	0.061	0.061	157109	Other industrial safety devices	0.011	0.011
15	Miscellaneous products	1.512	1.510	159	Other miscellaneous products	0.409	0.408
151	Toys, sporting goods, small arms, etc.	0.106	0.106	159A	Miscellaneous products, n.e.c.	0.177	0.177
1511	Toys, games, and children's vehicles	0.008	0.008	159A01	Candles	0.020	0.020
151101	Toys, games, and children's vehicles	0.008	0.008	159A02	Umbrellas, parasols, and canes	0.001	0.001
1512	Sporting and athletic goods	0.074	0.074	159A03	Feathers, plumes & artificial trees/fl	0.005	0.005
151201	Sporting and athletic goods	0.074	0.074	159A04	Signs and advertising displays	0.098	0.098
1513	Small arms and ammunition	0.024	0.024	159A09	Other miscellaneous products, n.e.c.	0.053	0.053
151301	Small arms	0.012	0.012	1591	Caskets	0.070	0.070
151302	Small arms ammunition	0.002	0.002	159101	Burial caskets	0.070	0.070
151303	Components for small arms ammunition	0.010	0.010	1592	Matches	0.002	0.002
152	Tobacco products, incl. stemmed & redried	0.144	0.144	159201	Matches	0.002	0.002
1524	Stemmed and redried tobacco	0.144	0.144	1593	Musical instruments	0.004	0.004
152401	Unstemmed leaf tobacco redried before	0.006	0.006	159301	Musical instruments	0.004	0.004
152402	Stemmed tobacco	0.123	0.123	1594	Jewelry and jewelry products	0.033	0.033
152403	Reconstituted tobacco, proc. sheet & h	0.015	0.015	159404	Costume jewelry and novelties	0.001	0.001
153	Notions	0.032	0.032	159405	Jewelers' findings and materials	0.018	0.018
1531	Buttons, button blanks, and parts	0.008	0.008	159406	Lapidary work, diamond cutting, & poli	0.014	0.014
153101	Buttons, button blanks, and parts	0.008	0.008	1595	Pens, pencils, and marking devices	0.056	0.056
1532	Needles, pins, and fasteners	0.024	0.024	159502	Pens, mechanical pencils, and parts	0.018	0.018
153201	Needles, pins, and fasteners	0.024	0.024	159503	Lead pencils and art goods	0.016	0.016
154	Photographic equipment and supplies	0.209	0.208	159504	Marking devices	0.022	0.022
1542	Photographic supplies	0.209	0.208	1596	Watches, clocks and timing mechanisms	0.004	0.004
154206	Photographic supplies, except x-ray	0.209	0.208	159603	Watches, clocks, watchcases, and par	0.004	0.004
155	Mobile homes	0.000	0.000	1597	Brooms and brushes	0.038	0.038
				159705	Brooms and brushes	0.038	0.038
				1598	Phonograph records and prerecorded tapes	0.012	0.012
				159801	Phono records, compact and other discs	0.009	0.009
				159802	Audio tapes	0.003	0.003
				1599	Fire extinguishers	0.013	0.012
				159901	Fire extinguishers	0.013	0.012

See footnotes at end of table.

Table 10. Relative importance of commodity groupings in the producer price index by major stage-of-processing category, December 2002¹
 --Continued

COMM- ODITY CODE	INDEX	RELATIVE IMPORTANCE		COMM- ODITY CODE	INDEX	RELATIVE IMPORTANCE	
		REVISED	FORMER			REVISED	FORMER
	FINISHED GOODS	100.000	100.000	0213	Milled rice	0.034	0.034
				021301	Head rice	0.028	0.028
				021302	Other milled rice and byproducts	0.006	0.006
01	Farm products	1.215	1.213	0214	Other cereals	0.705	0.705
				021402	Pasta products	0.097	0.097
				021409	Other cereals except pasta products	0.608	0.608
011	Fresh and dried fruits and vegetables	0.961	0.959	022	Meats, poultry, and fish	4.997	5.005
0111	Fresh fruits	0.417	0.416	0221	Meats	3.166	3.170
011101	Citrus fruits	0.087	0.087	022101	Beef/veal products, fresh or frozen	1.551	1.553
011102	Other fruits and berries	0.309	0.308	022103	Lamb/mutton, fresh or frozen	0.017	0.017
011103	Melons	0.021	0.021	022104	Pork products, fresh, frozen or proces	0.843	0.844
0113	Fresh and dried vegetables	0.520	0.519	022105	Other meats, fresh, frozen, or canned	0.755	0.756
011301	Dry vegetables	0.036	0.036	0222	Processed poultry	1.399	1.401
011302	Fresh vegetables, except potatoes	0.406	0.405	022203	Young chickens (broilers/fryers/roaste	0.741	0.742
011303	Sweet potatoes	0.011	0.011	022206	Turkeys (toms/hens), inc. whole/parts/	0.178	0.179
011304	Irish potatoes for consumer use	0.067	0.067	022208	Canned, cooked, smoked or prepared pou	0.465	0.465
0119	Tree nuts	0.024	0.024	022209	Chicken hens and other poultry/small g	0.015	0.015
011901	Tree nuts	0.024	0.024	0223	Unprocessed and packaged fish	0.432	0.434
014	Live poultry	0.032	0.032	022301	Unprocessed finfish	0.061	0.061
0141	Chickens	0.026	0.026	022302	Fresh packaged fish and seafood	0.072	0.073
014102	Slaughter broiler/fryers	0.026	0.026	022303	Frozen packaged fish and seafood	0.188	0.189
0142	Turkeys	0.006	0.006	022304	Canned and cured seafood	0.053	0.053
014201	Slaughter turkeys	0.006	0.006	022305	Unprocessed shellfish	0.058	0.058
016	Fluid milk	0.011	0.011	023	Dairy products	2.290	2.293
0161	Milk eligible for fluid use	0.011	0.011	0231	Fluid milk products	0.784	0.785
016101	Milk eligible for fluid use	0.011	0.011	023103	Packaged fluid milk and related produc	0.629	0.630
				023104	Cottage cheese	0.039	0.039
017	Eggs	0.211	0.211	023105	Other milk products	0.116	0.116
0171	Eggs	0.211	0.211	0232	Butter	0.078	0.078
017107	Eggs for fresh use	0.211	0.211	023201	Butter	0.078	0.078
				0233	Natural and processed cheese	0.786	0.787
02	Processed foods and feeds	21.790	21.813	023302	Natural cheese, except cottage cheese	0.567	0.568
				023303	Processed cheese and related products	0.204	0.204
021	Cereal and bakery products	3.006	3.008	023304	Imitation cheese	0.015	0.015
0211	Bakery products	1.872	1.873	0234	Ice cream and frozen desserts	0.399	0.400
021101	White pan bread	0.284	0.284	023402	Ice cream and frozen desserts	0.399	0.400
021104	Other bread	0.253	0.253	0235	Condensed and evaporated milk	0.243	0.243
021105	Bread type rolls/stuffing/croutons/cru	0.375	0.375	023502	Dry milk product, including feed grade	0.128	0.128
021107	Sweet yeast goods	0.087	0.087	023503	Liquid milk products	0.083	0.083
021108	Soft cakes	0.158	0.158	023505	Ice cream mixes and related products	0.032	0.032
021109	Pies	0.039	0.039	024	Processed fruits and vegetables	1.495	1.497
021111	Pastries	0.018	0.018	0241	Canned fruits and juices	0.388	0.389
021112	Cake type doughnuts	0.039	0.039	024101	Canned fruits	0.135	0.135
021121	Cookies, crackers, and related product	0.619	0.620	024102	Canned fruit juices	0.253	0.254
0212	Flour and flour base mixes and doughs	0.395	0.396	0242	Frozen fruits, juices and ades	0.157	0.157
021203	Flour	0.077	0.077	024202	Frozen fruits, melons, and berries	0.043	0.043
021204	Flour base mixes and doughs	0.318	0.319				

See footnotes at end of table.

Table 10. Relative importance of commodity groupings in the producer price index by major stage-of-processing category, December 2002¹
 --Continued

COMM- ODITY CODE	INDEX	RELATIVE IMPORTANCE		COMM- ODITY CODE	INDEX	RELATIVE IMPORTANCE	
		REVISED	FORMER			REVISED	FORMER
	FINISHED GOODS (CONTINUED)						
024203	Frozen juices and ades	0.114	0.114	027701	All other vegetable oils, non-deodoriz	0.014	0.014
0243	Dried and dehydrated fruits	0.056	0.056	027702	All other deodorized oils and by-produ	0.009	0.009
024301	Dried and dehydrated fruits	0.056	0.056	0278	Shortening and cooking oil	0.157	0.157
0244	Canned vegetables and juices	0.455	0.455	027801	Shortening and cooking oil	0.157	0.157
024401	Can vegetables and juices	0.455	0.455	028	Miscellaneous processed foods	3.548	3.552
0245	Frozen vegetables	0.350	0.351	0281	Jams, jellies, and preserves	0.061	0.061
024502	Frozen potatoes	0.193	0.194	028101	Jams, jellies and preserves	0.061	0.061
024505	Frozen vegetables, except potatoes	0.157	0.157	0282	Pickles and pickle products	0.080	0.080
0246	Dried and dehydrated vegetables	0.058	0.058	028201	Pickles and pickle products	0.080	0.080
024601	Dried and dehydrated vegetables	0.058	0.058	0283	Processed eggs	0.006	0.006
0247	Dehydrated soups	0.031	0.031	028301	Processed eggs	0.006	0.006
024701	Dehydrated soups	0.031	0.031	0284	Canned specialties	0.425	0.426
				028401	Canned specialties	0.425	0.426
025	Sugar confectionery	1.361	1.359	0285	Frozen specialties	0.773	0.774
0253	Refined sugar	0.120	0.116	028501	Frozen specialties	0.773	0.774
025303	Granulated sugar	0.000	0.099	0286	Meat sauces	0.120	0.120
025304	Confectioners' powdered sugar	0.000	0.006	028601	Meat sauces	0.120	0.120
025305	Brown sugar	0.000	0.003	0289	Other miscellaneous processed foods	2.083	2.085
025306	Liquid sugar or sugar syrup	0.000	0.008	028901	Other miscellaneous processed foods	2.083	2.085
025307	Refined sugar products and byproducts	0.120	0.000				
0254	Confectionery materials	0.106	0.106	029	Prepared animal feeds	0.500	0.501
025401	Confectionery materials	0.106	0.106	0294	Miscellaneous feedstuffs	0.500	0.501
0255	Confectionery end products	1.135	1.137	029402	Pet food	0.500	0.501
025502	Chewing gum	0.079	0.080				
025503	Candy and nuts	1.056	1.057	03	Textile products and apparel	3.777	3.777
025504	Sweetening syrups and molasses	0.000	0.000				
026	Beverages and beverage materials	4.347	4.352	032	Processed yarns and threads	0.023	0.023
0261	Alcoholic beverages	1.835	1.836	0326	Yarns	0.015	0.015
026101	Malt beverages	1.251	1.252	032601	Cotton	0.004	0.004
026102	Distilled spirits exc brandy (bulk & b	0.201	0.201	032602	Wool	0.001	0.001
026104	Wines, brandy and brandy spirits	0.383	0.383	032603	Synthetic	0.005	0.005
0262	Soft drinks	2.042	2.045	032604	Other throwing and winding mill produc	0.005	0.005
026206	Noncarbonated soft drinks	0.464	0.465	0327	Threads	0.008	0.008
026207	Bottled carbonated soft drinks	0.691	0.692	032705	Thread for any use, grey or finished	0.008	0.008
026208	Canned carbonated soft drinks	0.839	0.840				
026209	Soft drink flavoring syrup sold bulk	0.048	0.048	033	Gray fabrics	0.026	0.026
0263	Packaged beverage materials	0.356	0.357	0337	Broadwovens	0.020	0.020
026301	Coffee (whole bean, ground, & instant)	0.307	0.308	033701	Cotton	0.006	0.006
026303	Tea	0.049	0.049	033702	Wool	0.001	0.001
0264	Other beverage materials	0.114	0.114	033703	Synthetic	0.013	0.013
026401	Other beverage materials	0.114	0.114	0338	Knits	0.006	0.006
				033803	Circular knits, except hosiery	0.004	0.004
027	Fats and oils	0.246	0.246	033804	Warp knits, except hosiery	0.002	0.002
0272	Crude vegetable oils	0.004	0.004				
027201	Crude corn, cottonseed, and soybean oi	0.004	0.004	034	Finished fabrics	0.104	0.104
0275	Vegetable oils, refined	0.062	0.062	0342	Broadwovens	0.017	0.017
027501	Refined corn, cottonseed, & soybean oi	0.062	0.062	034201	Cotton	0.006	0.006
0277	Other vegetable oils and by-products	0.023	0.023				

See footnotes at end of table.

Table 10. Relative importance of commodity groupings in the producer price index by major stage-of-processing category, December 2002¹
 --Continued

COMM- ODITY CODE	INDEX	RELATIVE IMPORTANCE		COMM- ODITY CODE	INDEX	RELATIVE IMPORTANCE	
		REVISED	FORMER			REVISED	FORMER
	FINISHED GOODS (CONTINUED)						
034202	Wool	0.001	0.001	043801	Other footwear	0.000	0.001
034203	Synthetic	0.010	0.010	0439	All other footwear	0.021	0.000
0343	Knits	0.014	0.014	043901	All other footwear	0.021	0.000
034302	Finished circular knit fabrics	0.008	0.008	044	Other leather and related products	0.128	0.128
034309	Finished warp knit fabrics	0.006	0.006	0441	Luggage and small leather goods	0.072	0.072
0344	Narrow fabrics	0.005	0.005	044101	Luggage and small leather goods	0.072	0.072
034402	Woven and braided narrow fabric	0.005	0.005	0442	Gloves	0.006	0.006
0345	Nonwovens and felt goods	0.013	0.013	044201	Gloves	0.006	0.006
034503	Nonwovens and felt goods	0.013	0.013	0445	Leather/leather-like goods, n.e.c.	0.050	0.050
0347	Embroideries and lace goods	0.055	0.055	044501	Leather/leather-like goods, n.e.c.	0.050	0.050
034701	Embroideries	0.055	0.055				
034702	Lace goods	0.000	0.000				
038	Apparel & other fabricated textile prods	3.614	3.614	05	Fuels and related products and power	14.951	14.968
0381	Apparel	3.004	2.999	051	Coal	0.000	0.000
038101	Women's	1.382	1.380	0511	Anthracite	0.000	0.000
038102	Men's and boys'	1.241	1.239	051101	Prepared anthracite shipped	0.000	0.000
038103	Girls', children's and infants'	0.247	0.247				
038104	Miscellaneous apparel and accessories	0.134	0.133	053	Gas fuels	0.688	0.689
0382	Textile housefurnishings	0.555	0.561	0532	Liquefied petroleum gas	0.688	0.689
038201	Bed clothes	0.211	0.217	053201	Liquefied petroleum gas	0.688	0.689
038203	Other textile housefurnishings	0.344	0.344				
0383	Fabricated products, n.e.c.	0.055	0.054	054	Electric power	7.077	7.085
038302	Camping tents	0.012	0.012	0541	Residential electric power	7.077	7.085
038303	Industrial and other fabricated produc	0.043	0.042	054121	Residential electric power	7.077	7.085
039	Textile fibers, yarns and fabrics, n.e.c.	0.010	0.010	055	Utility natural gas	3.489	3.493
0393	Other finishing of textiles	0.010	0.010	0551	Residential natural gas	3.489	3.493
039301	Other finishing of textiles	0.010	0.010	055121	Residential natural gas	3.489	3.493
04	Hides, skins, leather, and related products	0.308	0.308	057	Petroleum products, refined	3.589	3.592
043	Footwear	0.180	0.180	0571	Gasoline	2.750	2.752
0431	Men's footwear	0.108	0.113	057103	Unleaded premium gasoline	0.501	0.501
043105	Men's footwear, excluding athletic	0.108	0.113	057104	Unleaded regular gasoline	1.927	1.929
0432	Women's footwear	0.046	0.051	057105	Unleaded mid-premium gasoline	0.300	0.300
043205	Women's footwear, excluding athletic	0.046	0.051	057106	Aviation gasoline	0.022	0.022
0433	Children's footwear (size 8 1/2 - 12)	0.000	0.005	0572	Kerosene and jet fuels	0.044	0.044
043301	Children's footwear, except athletic	0.000	0.005	057202	Kerosene	0.044	0.044
0434	Misses' footwear (size 12 1/2 - 2 1/2)	0.000	0.001	0573	Light fuel oils	0.634	0.634
043401	Misses' footwear	0.000	0.001	057302	Home heating oil and other distillates	0.498	0.498
0435	Youths', boys' ftwear. (size 12 1/2-6)	0.000	0.001	057303	#2 diesel fuel	0.136	0.136
043501	Youths', boys' footwear	0.000	0.001	0576	Finished lubricants	0.161	0.162
0436	Infants', babies' ftwear. (size 1-8)	0.000	0.003	057603	Lubricating grease	0.012	0.012
043601	Infants', babies' footwear	0.000	0.003	057604	Lubricating and similar oils	0.149	0.150
0437	Athletic footwear	0.005	0.005	058	Petroleum and coal products, n.e.c.	0.108	0.109
043701	Athletic footwear	0.005	0.005	0581	Petroleum and coal products, n.e.c.	0.108	0.109
0438	Other footwear	0.000	0.001	058101	Petroleum and coal products, n.e.c.	0.108	0.109

See footnotes at end of table.

Table 10. Relative importance of commodity groupings in the producer price index by major stage-of-processing category, December 2002¹
 --Continued

COMM- ODITY CODE	INDEX	RELATIVE IMPORTANCE		COMM- ODITY CODE	INDEX	RELATIVE IMPORTANCE	
		REVISED	FORMER			REVISED	FORMER
	FINISHED GOODS (CONTINUED)						
06	Chemicals and allied products	5.955	5.959	067514	Creams, lotions and oils	0.281	0.281
061	Industrial chemicals	0.091	0.091	067515	Other cosmetics and toilet preparation	0.511	0.512
0613	Basic inorganic chemicals	0.017	0.017	0679	Misc. chemical prod. and preparations	0.110	0.110
061301	Alkalies and chlorine	0.004	0.004	067904	Adhesives and sealants	0.029	0.029
061302	Other inorganic chemicals	0.013	0.013	067906	Gum and wood chemicals	0.022	0.022
0614	Basic organic chemicals	0.074	0.074	067909	Other miscellaneous chemical products	0.059	0.059
061403	Other basic organics	0.074	0.074	07	Rubber and plastic products	1.701	1.700
062	Paints and allied products	0.017	0.017	071	Rubber and rubber products	0.513	0.513
0621	Prepared paint	0.014	0.014	0712	Tires, tubes, tread, & repair materials	0.341	0.341
062101	Architectural coatings	0.009	0.009	071201	Tires	0.337	0.337
062103	Special purpose coatings	0.005	0.005	071202	Inner tubes	0.004	0.004
0623	Allied and miscellaneous paint products	0.003	0.003	0713	Miscellaneous rubber products	0.172	0.172
062301	Allied and miscellaneous paint product	0.003	0.003	071301	Footwear	0.056	0.056
063	Drugs and pharmaceuticals	2.934	2.935	071303	Rubber and plastic belts and belting	0.008	0.008
0634	Preparations, veterinary	0.074	0.074	071304	Rubber hose	0.012	0.012
063403	Veterinary preparations	0.074	0.074	071306	Miscellaneous rubber products, n.e.c	0.096	0.096
0638	Pharmaceutical preparations	2.860	2.861	072	Plastic products	1.188	1.187
063801	Neoplasms, endocrine & metabolic disea	0.286	0.286	0722	Unsupp. plastic film/sheet/other shapes	0.077	0.077
063802	Central nervous system and sense org	0.586	0.586	072205	Unsupported plastic film	0.077	0.077
063803	Cardiovascular system	0.464	0.464	0723	Laminated plastic sheets, rods, and tubes	0.013	0.013
063804	Respiratory system	0.303	0.303	072304	Laminated plastic sheets, rods, and tu	0.013	0.013
063805	Digestive and genito-urinary systems	0.474	0.475	0728	Consumer, institut., & comm. prod., nec.	1.032	1.031
063806	Skin preparations	0.092	0.092	072802	Consumer, institutional, & comm. prod.	1.032	1.031
063807	Vitamins, nutrients & hematinic preps.	0.254	0.254	0729	Other plastic products	0.066	0.066
063808	Parasitic and infective diseases	0.401	0.401	072901	Other plastic products	0.066	0.066
065	Agricultural chemicals and chemical products	0.094	0.094	08	Lumber and wood products	0.157	0.157
0651	Mixed fertilizers	0.001	0.001	081	Lumber	0.005	0.005
065105	Mixed fertilizers	0.001	0.001	0811	Softwood lumber	0.002	0.002
0652	Fertilizer materials	0.003	0.003	081105	Flooring, siding, and cut stock	0.002	0.002
065202	Phosphates	0.003	0.003	0812	Hardwood lumber	0.003	0.003
0653	Other agricultural chemicals	0.090	0.090	081204	Hardwood flooring	0.003	0.003
065301	Other agricultural chemicals	0.090	0.090	082	Millwork	0.152	0.152
067	Other chemicals and allied products	2.819	2.822	0821	General millwork	0.040	0.040
0671	Soap and synthetic detergents	0.759	0.760	082101	General millwork	0.040	0.040
067104	Soaps & synth. detergents, ex. glyceri	0.759	0.760	0823	Miscellaneous millwork products	0.112	0.112
0672	Specialty cleaning, polish. & san. prods.	0.404	0.405	082301	Miscellaneous millwork products	0.112	0.112
067201	Specialty cleaning, polishing & san. p	0.404	0.405	09	Pulp, paper, and allied products	4.110	4.108
0675	Cosmetics and other toilet preparations	1.546	1.547	091	Pulp, paper, and prod., ex. bldg. paper	1.298	1.297
067502	Shaving preparations	0.033	0.033				
067503	Perfume, cologne & toilet water	0.205	0.205				
067504	Hair preparations	0.378	0.378				
067505	Dentifrices	0.138	0.138				

See footnotes at end of table.

Table 10. Relative importance of commodity groupings in the producer price index by major stage-of-processing category, December 2002¹
 --Continued

COMM- ODITY CODE	INDEX	RELATIVE IMPORTANCE		COMM- ODITY CODE	INDEX	RELATIVE IMPORTANCE	
		REVISED	FORMER			REVISED	FORMER
	FINISHED GOODS (CONTINUED)			093801	Bankbooks, looseleaf binders, and devi	0.034	0.034
0913	Paper	0.040	0.040				
091301	Writing and printing papers	0.015	0.015				
091302	Newsprint	0.002	0.002	10	Metals and metal products	1.025	1.024
091303	Packaging and industrial converting pa	0.014	0.014				
091304	Special industrial paper	0.001	0.001	101	Iron and steel	0.001	0.001
091305	Coated and laminated paper, n.e.c.	0.008	0.008	1017	Steel mill products	0.001	0.001
0914	Paperboard	0.016	0.016	101705	Steel wire	0.001	0.001
091405	Corrugated paperboard in sheets and ro	0.003	0.003				
091411	Paperboard, ex. corrugated paperboard	0.013	0.013	102	Nonferrous metals	0.010	0.010
0915	Converted paper and paperboard products	1.212	1.211	1026	Nonferrous wire and cable	0.010	0.010
091501	Sanitary paper products, including sto	0.919	0.918	102603	Nonferrous wire and cable	0.010	0.010
091502	Paper, plastic, and foil bags	0.060	0.060				
091503	Paper boxes and containers	0.049	0.049	103	Metal containers	0.002	0.002
091504	Packaging accessories	0.028	0.028	1032	Barrels, drums, and pails	0.002	0.002
091506	Office supplies and accessories	0.080	0.080	103201	Barrels, drums, and pails	0.002	0.002
091507	Fiber and composite cans & related pro	0.001	0.001				
091508	Pressed and molded pulp goods	0.010	0.010	104	Hardware	0.167	0.167
091509	Misc. converted paper and board produc	0.065	0.065	1041	Hardware, n.e.c.	0.050	0.050
0916	Pressure sensitive products	0.030	0.030	104101	Builders hardware	0.023	0.023
091601	Pressure sensitive and gummed products	0.030	0.030	104103	Transportation equipment hardware	0.022	0.022
				104105	Other hardware, n.e.c.	0.005	0.005
092	Building paper & building board mill prods.	0.000	0.000	1042	Hand and edge tools	0.117	0.117
0923	Building board, const. paper & felt stock	0.000	0.000	104201	Hand and edge tools	0.117	0.117
092301	Board: asphalt, hardpressed, insul. ro	0.000	0.000				
				106	Heating equipment	0.086	0.086
093	Publications, printed matter & printing mat'l	2.812	2.811	1061	Steam and hot water equipment	0.009	0.009
0931	Newspapers	0.620	0.620	106101	Steam and hot water equipment	0.009	0.009
093101	Circulation	0.620	0.620	1062	Warm air furnaces	0.010	0.010
0932	Periodicals	0.678	0.677	106201	Floor & wall furnaces/heaters/parts	0.010	0.010
093201	Circulation	0.640	0.639	1063	Conversion burners	0.013	0.013
093203	Other periodicals: circulation/adverti	0.038	0.038	106301	Other heating, non-elect., parts	0.013	0.013
0933	Book publishing	0.858	0.858	1064	Domestic heating stoves	0.006	0.006
093301	Textbooks	0.320	0.320	106401	Domestic heating stoves	0.006	0.006
093302	Technical, scientific & professional b	0.121	0.121	1066	Water heaters, domestic	0.048	0.048
093303	Religious books	0.034	0.034	106601	Water heaters, domestic	0.048	0.048
093304	General books	0.324	0.324				
093305	General reference books	0.016	0.016	107	Fabricated structural metal products	0.352	0.351
093308	Other books, incl. music books & pamph	0.043	0.043	1072	Metal tanks	0.113	0.112
0936	Miscellaneous publishing	0.554	0.554	107201	Metal tanks	0.113	0.112
093601	Miscellaneous publishing	0.554	0.554	1073	Sheet metal products	0.040	0.040
0937	Commercial printing	0.068	0.068	107301	Sheet metal products	0.040	0.040
093701	Magazine and periodical printing	0.020	0.020	1074	Struct., arch., pre-eng. metal products	0.024	0.024
093702	Label and wrapper printing for packagi	0.005	0.005	107404	Nonferrous pipe, tube, and fittings	0.005	0.005
093703	Catalog and directory printing	0.004	0.004	107409	Fabricated iron & steel pipe, tube & f	0.019	0.019
093704	Financial and legal printing	0.002	0.002	1075	Heat exchangers and condensers	0.055	0.055
093705	Advertising printing	0.012	0.012	107501	Heat exchangers and condensers	0.055	0.055
093706	Other general job printing	0.021	0.021	1076	Fabricated steel plate	0.081	0.081
093711	Commercial printing, n.e.c.	0.004	0.004	107601	Fabricated steel plate	0.081	0.081
0938	Blankbooks, binders, and bookbinding work	0.034	0.034				

See footnotes at end of table.

Table 10. Relative importance of commodity groupings in the producer price index by major stage-of-processing category, December 2002¹
 --Continued

COMM- ODITY CODE	INDEX	RELATIVE IMPORTANCE		COMM- ODITY CODE	INDEX	RELATIVE IMPORTANCE	
		REVISED	FORMER			REVISED	FORMER
	FINISHED GOODS (CONTINUED)						
1077	Steel power boilers	0.030	0.030	111212	Commercial turf and grounds mowing equ	0.000	0.061
107701	Steel power boilers	0.030	0.030	111252	Attachments, farm machinery, ex. tract	0.000	0.016
1079	Prefabricated metal buildings	0.009	0.009	1113	Agricultural equipment	0.000	0.069
107901	Prefab. metal bldg systems, ex. farm s	0.006	0.006	111301	Poultry equipment	0.000	0.008
107902	Other prefab. & portable metal buildin	0.002	0.002	111302	Barnyard and hog equipment	0.000	0.016
107903	Panels, parts, & sections for prefab b	0.001	0.001	111303	Water systems	0.000	0.017
				111304	Irrigation systems	0.000	0.023
108	Miscellaneous metal products	0.407	0.407	111305	Farm dairy machines and attachments	0.000	0.003
1081	Bolts, nuts, screws, rivets, and washers	0.007	0.007	111352	Barn and barnyard attachments	0.000	0.002
108102	Externally thread. fasteners, ex. airc	0.004	0.004	1114	Agricultural machinery and equipment	0.692	0.000
108103	Internally thread. fasteners, ex. airc	0.001	0.001	111401	Commercial turf & grounds care equipme	0.073	0.000
108104	Nonthreaded fasteners, except aircraft	0.001	0.001	111402	Plows, listers, harrows, pulverizers,	0.033	0.000
108106	Other formed fasteners	0.001	0.001	111403	Wheel tractors and attachments	0.198	0.000
1083	Lighting fixtures	0.064	0.064	111404	Farm dairy machines, sprayers, dusters	0.034	0.000
108302	Residential	0.012	0.012	111405	Planting, seeding, fertilizing mach &	0.059	0.000
108303	Commercial/institutional or industrial	0.015	0.015	111406	Harvesting machinery	0.158	0.000
108305	Lighting equipment, n.e.c.	0.037	0.037	111407	Haying machinery and attachments	0.037	0.000
1088	Fabricated ferrous wire products	0.012	0.012	111408	Farm machinery and equip, nec excl par	0.100	0.000
108801	Ferrous wire rope, cable and strand	0.002	0.002	112	Construction machinery and equipment	0.769	0.768
108802	Steel nails and spikes	0.000	0.000	112A	Tractors and attachments, excluding parts	0.296	0.296
108806	Steel fencing and fence gates	0.001	0.001	112A01	Wheel type	0.037	0.037
108807	Ferrous wire cloth, other woven wire p	0.001	0.001	112A02	Crawler type	0.072	0.072
108809	Other fabricated ferrous wire products	0.008	0.008	112A03	Tractor attachments, ex. parts	0.022	0.022
1089	Other miscellaneous metal products	0.324	0.324	112A04	Tractor shovel loaders	0.165	0.165
108902	Hot formed springs	0.001	0.001	112B	Power cranes, excavators and equipment	0.154	0.154
108903	Cold formed springs	0.001	0.001	112B05	Power cranes, excavators & equipment	0.154	0.154
108904	Wire springs	0.004	0.004	112C	Mixers, pavers, spreaders etc.	0.058	0.058
108905	Other metal products	0.143	0.143	112C01	Mixers, pavers, spreaders, etc.	0.058	0.058
108906	Metal crowns and closures	0.001	0.001	112D	Off-highway equipment, excluding parts	0.143	0.143
108907	Metal stampings n.e.c.	0.139	0.139	112D01	Off-highway equipment, ex. parts	0.143	0.143
108908	Metal foil and leaf	0.035	0.035	112F	Other construction machinery, excluding parts	0.092	0.091
				112F01	Other construction machinery, ex. part	0.092	0.091
11	Machinery and equipment	15.274	15.282	112H	Portable air compressors	0.026	0.026
				112H06	Portable air compressors	0.026	0.026
111	Agricultural machinery and equipment	0.692	0.727	113	Metalworking machinery and equipment	1.624	1.612
1111	Farm and garden tractors	0.000	0.235	113A	Metalworking machinery n. e. c.	0.198	0.198
111102	Farm tractors, wheel type	0.000	0.204	113A01	Assembly machines	0.147	0.147
111105	Garden tractors	0.000	0.031	113A02	Other metalworking machinery	0.051	0.051
1112	Agricultural machinery excl. tractors	0.000	0.423	113B	Rolling mill machinery	0.036	0.036
111201	Plows	0.000	0.008	113B01	Rolling mill machinery	0.036	0.036
111202	Harrows, rollers, and stalk cutters	0.000	0.025	1132	Power driven hand tools	0.178	0.178
111203	Planting, seeding, and fertilizing mac	0.000	0.059	113206	Power hand tools, electric/battery pow	0.106	0.106
111204	Cultivators	0.000	0.010	113208	Power hand tools, pneumatic/hydr./powd	0.059	0.059
111205	Sprayers and dusters	0.000	0.019	113209	Power hand tools, engine driven	0.013	0.013
111206	Harvesting machinery	0.000	0.156	1133	Welding machines and equipment	0.142	0.142
111207	Haying machinery	0.000	0.037	113301	Arc welding mach., components ex elect	0.088	0.088
111208	Crop preparation machinery	0.000	0.016	113302	Resistance welders, components & elect	0.019	0.019
111211	Farm wagons & other farm transport equ	0.000	0.016				

See footnotes at end of table.

Table 10. Relative importance of commodity groupings in the producer price index by major stage-of-processing category, December 2002¹
 --Continued

COMM- ODITY CODE	INDEX	RELATIVE IMPORTANCE		COMM- ODITY CODE	INDEX	RELATIVE IMPORTANCE	
		REVISED	FORMER			REVISED	FORMER
	FINISHED GOODS (CONTINUED)						
113304	Gas welding machines and equipment	0.013	0.013	114112	Other pumps, including parts	0.072	0.071
113306	Other welding machines and equipment	0.022	0.022	1142	Elevators, escalators, and other lifts	0.008	0.008
1134	Industrial process furnaces and ovens	0.132	0.132	114203	Automobile lifts	0.008	0.008
113401	Electric, excluding induction & dielec	0.055	0.055	1143	Fluid power equipment	0.012	0.012
113402	Fuel-fired	0.039	0.039	114303	Fluid power accum/cushions/cyls. & par	0.012	0.012
113403	Induction and dielectric heating equip	0.012	0.012	1144	Industrial material handling equipment	0.642	0.638
113405	Otr. indus. elec. heat. units; parts/a	0.026	0.026	114402	Conveying equipment	0.302	0.302
1135	Cutting tools and accessories	0.060	0.060	114403	Industrial trucks and tractors	0.284	0.281
113502	Precision measuring tools	0.023	0.023	114404	Hoists, cranes and stacking machines	0.056	0.055
113503	Metalworking power saw blades	0.003	0.003	1146	Scales and balances	0.023	0.023
113504	Other power saw blades	0.001	0.001	114611	Vehicle and industrial scales	0.019	0.019
113505	Other machine tool attachments & acc.	0.033	0.033	114612	Retail, commercial, household, & mail	0.004	0.004
1136	Abrasive products	0.024	0.024	1147	Fans and blowers, except portable	0.113	0.113
113601	Nonmetallic sized abrasives	0.003	0.003	114701	Fans and blowers, except portable	0.113	0.113
113603	Nonmet. bonded abrasives and diamond w	0.007	0.007	1148	Air conditioning and refrigeration equip	0.201	0.201
113605	Nonmetallic coated abrasive products	0.012	0.012	114802	Unitary air conditioners	0.035	0.035
113631	Metal abrasives, including scouring pa	0.002	0.002	114803	Commercial refrigeration equipment	0.143	0.143
1137	Metal cutting machine tools	0.198	0.209	114806	Other a/c and refrigeration equipment	0.014	0.014
113709	Boring and drilling machines	0.012	0.000	114809	Parts & accessories for a/c & refrig.	0.009	0.009
113711	Boring machines	0.000	0.010	1149	Miscellaneous general purpose equipment	0.063	0.063
113712	Drilling machines	0.000	0.004	114902	Metal valves, except fluid power	0.063	0.063
113713	Grinding machines	0.033	0.033	115	Electronic computers and computer equipment	0.920	0.919
113714	Lathes	0.027	0.028	1151	Electronic computers	0.473	0.472
113715	Milling machines	0.019	0.019	115101	Electronic computers	0.473	0.472
113716	Multi-function machines, n/c	0.040	0.041	1152	Computer storage devices	0.095	0.095
113717	Gear cutting machines	0.010	0.010	115201	Computer storage devices, except parts	0.095	0.095
113718	Station type machines	0.030	0.030	1153	Computer terminals and parts	0.057	0.057
113719	Other metal cutting machine tools	0.024	0.024	115301	Computer terminals	0.057	0.057
113745	Rebuilt metal cutting machine tools	0.000	0.010	1154	Computer peripheral equipment and parts	0.295	0.295
113755	Machine tools for home workshops	0.003	0.000	115402	Computer printers	0.260	0.260
1138	Metal forming machine tools	0.110	0.086	115406	All other peripheral equipment	0.035	0.035
113821	Punching, bending and forming machines	0.032	0.026	116	Special industry machinery and equipment	2.527	2.526
113822	Shearing machines	0.000	0.006	1161	Food products machinery	0.136	0.136
113823	Presses	0.022	0.022	116101	Dairy industry machinery	0.017	0.017
113825	Other metal forming machines	0.029	0.032	116104	Commercial food production machinery	0.059	0.059
113852	Rebuilt metal-forming machine tools &	0.027	0.000	116105	Industrial food production machinery	0.060	0.060
1139	Tools, dies, jigs, fixtures & ind. molds	0.546	0.547	1162	Textile machinery and equipment	0.045	0.045
113901	Special dies, tools, jigs, and fixture	0.257	0.258	116212	Textile machinery	0.045	0.045
113903	Industrial molds	0.289	0.289	1163	Woodworking machinery and equipment	0.081	0.081
114	General purpose machinery and equipment	1.489	1.483	116301	Other than for home workshops	0.066	0.066
1141	Pumps, compressors, and equipment	0.427	0.425	116304	For home workshops	0.006	0.006
114102	Industrial pumps	0.114	0.114	116305	Woodworking power saw blades	0.009	0.009
114103	Stationary air compressors	0.060	0.060	1164	Paper industries machinery	0.116	0.116
114104	Gas compressors	0.035	0.034	116401	Paper industries machinery	0.116	0.116
114107	Air/gas compress. & vac. pump pts./att	0.027	0.027	1165	Printing trades machinery and equipment	0.167	0.167
114108	Industrial spraying equipment	0.034	0.034	116501	Printing presses, offset, lithograph	0.031	0.031
114109	Measuring & dispensing pumps	0.072	0.072	116502	Typesetting and casting machinery	0.007	0.007
114111	Other compressors and vacuum pumps	0.013	0.013				

See footnotes at end of table.

Table 10. Relative importance of commodity groupings in the producer price index by major stage-of-processing category, December 2002¹
 --Continued

COMM- ODITY CODE	INDEX	RELATIVE IMPORTANCE		COMM- ODITY CODE	INDEX	RELATIVE IMPORTANCE	
		REVISED	FORMER			REVISED	FORMER
	FINISHED GOODS (CONTINUED)						
116505	Bookbinding machinery and equipment	0.021	0.021	117811	Capacitors	0.002	0.002
116506	Printing presses, other than lithograp	0.020	0.020	117812	Resistors for electric applications	0.001	0.001
116509	Other printing machinery and equipment	0.088	0.088	117821	Relays	0.004	0.004
1166	Other special industry machinery	1.536	1.535	117822	Switches, mechanical (electronic appl.	0.001	0.001
116601	Rubberworking machinery	0.017	0.017	117824	Connectors	0.003	0.003
116603	Plasticworking machinery	0.153	0.153	117825	Magnetic and optical recording media	0.083	0.083
116604	Chemical industry machinery	0.073	0.073	117828	Filters, crystals, and transducers	0.001	0.001
116605	Automotive maintenance equipment	0.038	0.038	117849	Printed circuit boards	0.012	0.012
116606	Miscellaneous industry machinery	1.255	1.254	117853	Electronic transformers and coils	0.001	0.001
1167	Packing and packaging machinery	0.082	0.082	117856	Other electronic components	0.041	0.041
116701	Filling machinery	0.036	0.036	117857	MW components, ex tubes, semicon., ant	0.001	0.001
116703	Machinery for processing pkgs. & bottl	0.046	0.046	117861	Complex component assemb., packs, modu	0.015	0.015
1168	Service industry machinery and parts	0.340	0.340	1179	Miscellaneous electrical mach and equip	0.948	0.951
116801	Service industry machinery and parts	0.340	0.340	117901	Storage batteries	0.154	0.154
1169	Commercial laundry & dry cleaning equip.	0.024	0.024	117902	Primary batteries, dry and wet	0.108	0.108
116901	Laundry equipment	0.020	0.020	117905	X-ray and electromedical equipment	0.495	0.498
116902	Dry cleaning equipment	0.004	0.004	117906	Engine electrical equipment	0.050	0.050
				117929	Electrical industrial apparatus, n.e.c	0.141	0.141
117	Electrical machinery and equipment	5.446	5.443	118	Miscellaneous instruments	1.134	1.131
1172	Integrating and measuring instruments	1.001	0.999	1182	Process control instruments	0.292	0.291
117204	Integrating instruments	0.018	0.018	118201	Process control instruments	0.292	0.291
117205	Test equip.- elect. character. & signa	0.963	0.961	1184	Fluid meters and counting devices	0.150	0.149
117206	Indicating and recording instruments	0.020	0.020	118401	Fluid meters and counting devices	0.150	0.149
1173	Motors, generators, motor generator sets	0.123	0.123	1185	Engineering and scientific instruments	0.191	0.191
117303	Fractional horsepower motors and generat	0.059	0.059	118501	Aeronautical, nautical, & navigational	0.055	0.055
117304	Integral horsepower motors	0.028	0.028	118502	Laboratory apparatus	0.112	0.112
117305	Fractional horsepower motor-gen. sets	0.006	0.006	118503	Surveying/drafting instrs. & lab. furn	0.024	0.024
117306	Integral horsepower motor-gen. sets	0.007	0.007	1186	Optical instruments and lenses	0.332	0.331
117307	Prime mover gen. sets	0.023	0.023	118601	Sighting, tracking & fire-control equi	0.030	0.030
1174	Transformers and power regulators	0.128	0.128	118602	Optical instruments and lenses	0.075	0.075
117409	Power & distribution transformers. ex	0.128	0.128	118603	Laboratory analytical instruments	0.227	0.226
1175	Switchgear, switchboard, etc. equipment	0.184	0.184	1189	Measuring & controlling devices, n.e.c.	0.169	0.169
117507	Industrial controls	0.069	0.069	118901	Aircraft engine instruments	0.022	0.022
117511	Switchgear, exc. ducts & contr. circuit r	0.031	0.031	118902	Phys. prop. & kinematic test, insp. & me	0.070	0.070
117512	Power circuit breakers, all types	0.007	0.007	118903	Comm. meteorological & general purpose	0.056	0.056
117513	Panelboards & switching & interrupting	0.040	0.040	118904	Nuclear radiation detect. & monitoring	0.021	0.021
117514	Fuses/equip. < 2300 volts ex. power di	0.010	0.010				
117515	Molded case circuit breakers	0.024	0.024	119	Miscellaneous machinery	0.673	0.673
117518	Relays for switchgear & industrial con	0.003	0.003	1191	Oil field and gas field machinery	0.032	0.032
1176	Communication and related equipment	2.821	2.817	119102	Oil field and gas field drilling machi	0.021	0.021
117601	Telephone and telegraph equipment	1.442	1.440	119104	Oil field and gas field production mac	0.011	0.011
117602	Radio & television communication equip	1.379	1.377	1192	Mining machinery and equipment	0.114	0.114
1177	Electric lamps/bulbs and parts	0.073	0.073	119201	Underground mining machinery	0.035	0.035
117701	Incandescent	0.040	0.040	119202	Crushing, pulverizing & screening mach	0.028	0.028
117702	Other than incandescent	0.025	0.025	119203	Drills and other mining machinery	0.015	0.015
117703	Parts for electric lamps/bulbs	0.008	0.008	119206	Mineral beneficiation machinery	0.036	0.036
1178	Electronic components and accessories	0.168	0.168	1193	Office and store machines and equipment	0.263	0.263
117802	Cathode ray T.V. picture tube	0.002	0.002	119301	Calculating and accounting machines	0.071	0.071
117803	Power, transmitter, special purpose tu	0.001	0.001				

See footnotes at end of table.

Table 10. Relative importance of commodity groupings in the producer price index by major stage-of-processing category, December 2002¹
 --Continued

COMM- ODITY CODE	INDEX	RELATIVE IMPORTANCE		COMM- ODITY CODE	INDEX	RELATIVE IMPORTANCE	
		REVISED	FORMER			REVISED	FORMER
	FINISHED GOODS (CONTINUED)						
119305	Safes and vaults	0.016	0.016	122301	Public building furniture	0.109	0.109
119306	Coin-operated auto. merchandising mach	0.067	0.067	1224	Furniture and fixtures n.e.c.	0.223	0.223
119307	Other office and store machines and pa	0.074	0.074	122401	Furniture and fixtures n.e.c.	0.223	0.223
119308	Coin-operated amusement machines	0.035	0.035	123	Floor coverings	0.546	0.545
1194	Internal combustion engines	0.099	0.099	1231	Soft surface floor coverings	0.483	0.482
119401	Gasoline engines	0.012	0.012	123101	Tufted broadloom	0.448	0.447
119402	Outboard engines	0.035	0.035	123103	Woven carpets/rugs made from textile y	0.006	0.006
119407	Diesel, semidiesel, & dual fuel, non-a	0.016	0.016	123104	Carpets & rugs not made from textile y	0.029	0.029
119408	Diesel, semidiesel, & dual fuel, auto.	0.020	0.020	1232	Hard surface floor coverings	0.063	0.063
119411	Gas engines, except turbines	0.002	0.002	123201	Hard surface floor coverings	0.063	0.063
119413	Parts and accessories for i.c. engines	0.011	0.011				
119414	Tank & converted internal combustion e	0.003	0.003	124	Household appliances	1.000	0.994
1195	Machine shop products	0.003	0.003	1241	Major appliances	0.699	0.693
119501	Carburetors, pistons, piston rings, &	0.003	0.003	124101	Cooking equipment	0.215	0.218
1196	Steam, gas, & hydraulic turbines & parts	0.032	0.032	124102	Laundry equipment	0.190	0.183
119601	Steam, gas, and hydraulic turbines	0.032	0.032	124103	Refrigeration equipment	0.231	0.229
1197	Turbine generator sets and parts	0.127	0.127	124104	Other major appliances	0.063	0.063
119701	Turbine generator sets and parts	0.127	0.127	1243	Household vacuum cleaners, parts, & attach.	0.114	0.114
1199	Other miscellaneous machinery	0.003	0.003	124301	Vacuum cleaners	0.114	0.114
119901	Other miscellaneous machinery	0.003	0.003	1244	Electric housewares and fans	0.148	0.148
				124401	Small household appliances	0.096	0.096
				124402	Electric fans	0.051	0.051
12	Furniture and household durables	5.942	5.929	124403	Parts & attach. - small elect. applian	0.001	0.001
				1245	Electric lamps	0.039	0.039
121	Household furniture	1.690	1.687	124501	Electric lamps	0.039	0.039
1211	Metal household furniture	0.084	0.083				
121101	Metal household furniture	0.084	0.083	125	Home electronic equipment	0.410	0.410
1212	Wood household furniture	0.715	0.714	1252	Television receivers	0.237	0.237
121201	Living room furniture	0.153	0.153	125202	Color TV receivers	0.237	0.237
121202	Dining room furniture	0.124	0.124	1253	Other home electronic equipment	0.173	0.173
121203	Bedroom furniture	0.278	0.278	125306	High fidelity equipment and components	0.045	0.045
121204	Other wood household furniture	0.160	0.159	125307	Speakers, including loudspeaker system	0.128	0.128
1213	Upholstered household furniture	0.583	0.582				
121301	Upholstered household furniture	0.583	0.582	126	Other household durable goods	0.759	0.759
1214	Bedding	0.234	0.234	1261	Tableware, kitchenware and other pottery	0.068	0.068
121401	Bedding	0.234	0.234	126101	Tableware and kitchenware	0.031	0.031
1215	Porch and lawn furniture	0.052	0.052	126102	Pottery, except table and kitchenware	0.037	0.037
121501	Porch and lawn furniture	0.052	0.052	1262	Household glassware	0.034	0.034
1216	Household furniture, n.e.c.	0.022	0.022	126201	Pressed and blown consumer glassware	0.034	0.034
121601	Household furniture, n.e.c.	0.022	0.022	1263	Holloware	0.011	0.011
				126301	Holloware	0.011	0.011
122	Commercial furniture	1.537	1.534	1264	Household flatware	0.007	0.007
1221	Wood office furniture and store fixtures	0.423	0.422	126401	Household flatware	0.007	0.007
122101	Wood office furniture and store fixtur	0.423	0.422	1265	Mirrors	0.020	0.020
1222	Metal office furniture and store fixtures	0.782	0.780	126501	Mirrors	0.020	0.020
122202	Filing cabinets and cases	0.129	0.129	1266	Lawn and garden equip., ex. garden tractors	0.290	0.290
122203	Furniture	0.326	0.324	126602	Lawn mowers, walk-behind	0.092	0.092
122204	Partitions and fixtures	0.327	0.327	126603	Other nonriding lawn and garden equipm	0.081	0.081
1223	Public building furniture	0.109	0.109				

See footnotes at end of table.

Table 10. Relative importance of commodity groupings in the producer price index by major stage-of-processing category, December 2002¹
 --Continued

COMM- ODITY CODE	INDEX	RELATIVE IMPORTANCE		COMM- ODITY CODE	INDEX	RELATIVE IMPORTANCE	
		REVISED	FORMER			REVISED	FORMER
	FINISHED GOODS (CONTINUED)						
126604	Lawn tractors & riding mowers & equipm	0.117	0.117	141403	Other trailers and chassis, over 10,00	0.060	0.060
1267	Cutlery, razors and razor blades	0.098	0.098	141404	Detach. trailers & converter gear	0.017	0.017
126701	Cutlery, razors and razor blades	0.098	0.098	141406	Truck trailers & chassis, under 10,000	0.018	0.018
1268	Metal household containers	0.085	0.085	1415	Motor homes built on purchased chassis	0.238	0.238
126801	Metal household containers	0.085	0.085	141501	Motor homes, built on purchased chassi	0.238	0.238
1269	Household durables, n.e.c.	0.146	0.146	1416	Travel trailers and campers	0.194	0.194
126901	Window shades, blinds, and accessories	0.146	0.146	141601	Travel trailers	0.135	0.135
				141602	Campers, pickup covers and parts	0.059	0.059
				142	Aircraft and aircraft equipment	2.207	2.205
13	Nonmetallic mineral products	0.116	0.116	1421	Aircraft	2.191	2.189
				142102	Civilian aircraft	2.191	2.189
131	Glass	0.057	0.057	1423	Aircraft engines and engine parts	0.016	0.016
1311	Flat glass	0.015	0.015	142301	Aircraft engines and engine parts	0.016	0.016
131105	Sheet, plate, and float glass	0.015	0.015				
1313	Other finished glassware	0.042	0.042	143	Ships and boats	0.414	0.414
131301	Pressed and blown glassware	0.034	0.034	1431	Ships	0.089	0.089
131302	Automotive rearview mirrors	0.008	0.008	143103	Self propelled ships, new, nonmilitary	0.082	0.082
				143104	Nonpropelled ships, U.S. military & no	0.007	0.007
138	Glass containers	0.003	0.003	1432	Boats	0.325	0.325
1381	Glass containers	0.003	0.003	143201	Outboard motorboats	0.110	0.110
138101	Glass containers	0.003	0.003	143202	Inboard motorboats, incl. i.-o. houseb	0.094	0.094
				143203	Inboard-outdrive boats, except housebo	0.096	0.096
139	Other nonmetallic minerals	0.056	0.056	143204	All other boats	0.025	0.025
1395	Cut stone and stone products	0.035	0.035				
139501	Cut stone and stone products	0.035	0.035	144	Railroad equipment	0.259	0.259
1398	Gaskets, packing, and sealing devices	0.011	0.011	1441	Locomotives and parts	0.102	0.102
139801	Gaskets and gasketing material	0.004	0.004	144104	Locomotives and Locomotive parts	0.102	0.102
139802	Packing and sealing	0.007	0.007	1442	Railroad cars and car parts	0.157	0.157
1399	Nonmetallic minerals and products, n.e.c.	0.010	0.010	144204	Railroad cars	0.157	0.157
139903	Nonmetallic mineral products, n.e.c.	0.010	0.010				
				149	Transportation equipment, n.e.c.	0.219	0.218
14	Transportation equipment	16.375	16.357	1491	Transportation equipment, n.e.c.	0.219	0.218
				149111	Transportation equipment, n.e.c.	0.219	0.218
141	Motor vehicles and equipment	13.276	13.261				
1411	Motor vehicles	12.019	12.004	15	Miscellaneous products	7.292	7.282
141101	Passenger cars	5.181	5.174				
141103	Motor coaches and buses	0.039	0.039	151	Toys, sporting goods, small arms, etc.	0.783	0.782
141104	Motorcycles	0.061	0.061	1511	Toys, games, and children's vehicles	0.234	0.234
141105	Trucks, 10,000 lbs. GVW and under	5.740	5.733	151101	Toys, games, and children's vehicles	0.234	0.234
141106	Trucks, over 10,000 lbs. GVW	0.998	0.997	1512	Sporting and athletic goods	0.495	0.494
1412	Motor vehicle parts	0.288	0.288	151201	Sporting and athletic goods	0.495	0.494
141203	Motor vehicle parts, new	0.277	0.277	1513	Small arms and ammunition	0.054	0.054
141204	Motor vehicle parts, rebuilt	0.011	0.011	151301	Small arms	0.045	0.045
1413	Truck and bus bodies	0.198	0.198	151302	Small arms ammunition	0.009	0.009
141302	Completed vehicles on purchased chassi	0.198	0.198				
1414	Truck trailers	0.339	0.339	152	Tobacco products, incl. stemmed & redried	3.273	3.269
141401	Vans, over 10,000 lbs.	0.232	0.232	1521	Cigarettes	3.047	3.043
141402	Tanks, over 10,000 lbs.	0.012	0.012				

See footnotes at end of table.

Table 10. Relative importance of commodity groupings in the producer price index by major stage-of-processing category, December 2002¹
 --Continued

COMM- ODITY CODE	INDEX	RELATIVE IMPORTANCE		COMM- ODITY CODE	INDEX	RELATIVE IMPORTANCE	
		REVISED	FORMER			REVISED	FORMER
	FINISHED GOODS (CONTINUED)						
152101	Cigarettes	3.047	3.043	1565	Dental equipment and supplies	0.059	0.059
1522	Cigars	0.072	0.072	156501	Dental equipment and supplies	0.059	0.059
152201	Cigars	0.072	0.072	157	Industrial safety equipment	0.020	0.020
1523	Other tobacco products	0.154	0.154	1571	Industrial safety equipment	0.020	0.020
152301	Other tobacco products	0.154	0.154	157105	Protective clothing except shoes	0.010	0.010
153	Notions	0.007	0.007	157109	Other industrial safety devices	0.010	0.010
1531	Buttons, button blanks, and parts	0.002	0.002	159	Other miscellaneous products	1.045	1.043
153101	Buttons, button blanks, and parts	0.002	0.002	159A	Miscellaneous products, n.e.c.	0.373	0.373
1532	Needles, pins, and fasteners	0.005	0.005	159A01	Candles	0.024	0.024
153201	Needles, pins, and fasteners	0.005	0.005	159A02	Umbrellas, parasols, and canes	0.002	0.002
154	Photographic equipment and supplies	0.328	0.327	159A03	Feathers, plumes & artificial trees/fl	0.006	0.006
1541	Photographic equipment	0.204	0.203	159A04	Signs and advertising displays	0.253	0.253
154107	Photographic equipment, excluding phot	0.204	0.203	159A09	Other miscellaneous products, n.e.c.	0.088	0.088
1542	Photographic supplies	0.124	0.124	1592	Matches	0.003	0.003
154206	Photographic supplies, except x-ray	0.124	0.124	159201	Matches	0.003	0.003
155	Mobile homes	0.691	0.691	1593	Musical instruments	0.059	0.059
1552	Mobile homes, residential, single wide	0.277	0.277	159301	Musical instruments	0.059	0.059
155203	Mobile homes, residential, single wide	0.277	0.277	1594	Jewelry and jewelry products	0.354	0.354
1553	Mobile homes, residential, double wide	0.386	0.386	159402	Jewelry, platinum and karat gold	0.232	0.232
155303	Mobile homes, residential, multi-secti	0.386	0.386	159403	Other precious metal jewelry	0.050	0.050
1555	Mobile buildings, nonresidential	0.028	0.028	159404	Costume jewelry and novelties	0.072	0.072
155503	Mobile buildings, nonresidential	0.028	0.028	1595	Pens, pencils, and marking devices	0.087	0.087
156	Medical, surgical & personal aid devices	1.145	1.143	159502	Pens, mechanical pencils, and parts	0.066	0.066
1561	Personal aid equipment	0.024	0.024	159503	Lead pencils and art goods	0.020	0.020
156101	Electronic hearing aids	0.024	0.024	159504	Marking devices	0.001	0.001
1562	Medical instruments and equipment	0.545	0.544	1596	Watches, clocks and timing mechanisms	0.028	0.028
156201	Medical instruments and equipment	0.545	0.544	159603	Watches, clocks, watchcases, and par	0.028	0.028
1563	Surgical appliances and supplies	0.333	0.333	1597	Brooms and brushes	0.039	0.038
156301	Surgical appliances	0.333	0.333	159705	Brooms and brushes	0.039	0.038
1564	Ophthalmic goods	0.184	0.183	1598	Phonograph records and prerecorded tapes	0.084	0.084
156401	Ophthalmic goods	0.184	0.183	159801	Phono records, compact and other discs	0.070	0.070
				159802	Audio tapes	0.014	0.014
				1599	Fire extinguishers	0.018	0.017
				159901	Fire extinguishers	0.018	0.017

¹ The relative importance of a component of the PPI represents its value weight that is allocated to a particular stage-of-processing (SOP) category--Finished Goods, Intermediate Materials, or Crude Materials. This value is expressed as a percentage of the total weight of the SOP category. The "Revised" column shows relative importance figures for December 2002, based on 1997 shipment values from the Census of Manufactures and other sources, and reflects all sample revisions effective January 2003. The "Former" column provides relative

importance figures for the same month, before any sample revisions. Groupings and sub-totals may not add exactly to totals because of rounding. The value "0.000" represents either a percentage less than 0.0005, or a grouping newly introduced or deleted in January 2003. Table 9 explicitly identifies which groupings are newly introduced, deleted, or have relative importance values of less than 0.0005.

Table 11. Relative importance of commodity groupings and individual items in the producer price index with respect to all commodities, December 2002¹

Commodity code	Index	Relative importance		Commodity code	Index	Relative importance	
		Revised (1997)	Former (1997)			Revised (1997)	Former (1997)
	All commodities	100.000	100.000	0101	Dry pea beans	0.003	0.003
	Farm products, processed foods and feeds	13.497	13.497	0102	Dry pinto beans	0.009	0.009
01	Farm products	3.666	3.663	0103	Dry great northern beans	0.001	0.001
011	Fruits & melons, fresh/dry vegs. & nuts	0.483	0.482	0104	Dry pink beans	0.000	0.000
0111	Fresh fruits and melons	0.205	0.205	0105	Dry peas	0.001	0.001
01	Citrus fruits	0.043	0.043	0106	Dry lentils	0.001	0.001
0101	Grapefruits	0.006	0.006	02	Fresh vegetables, except potatoes	0.179	0.179
0104	Lemons	0.005	0.005	0211	Cabbage	0.012	0.012
0105	Valencia oranges	0.011	0.011	0212	Carrots	0.017	0.017
0106	Navel oranges	0.019	0.019	0213	Celery	0.003	0.003
0107	Limes	0.000	0.000	0214	Sweet corn	0.009	0.009
0108	Tangerines	0.002	0.002	0215	Lettuce	0.019	0.019
0109	Tangelos	0.000	0.000	0216	Dry onions	0.015	0.015
02	Other fruits and berries	0.152	0.152	0217	Tomatoes	0.054	0.054
0201	Plums and fresh prunes	0.007	0.007	0218	Snap beans	0.007	0.007
0202	Nectarines	0.001	0.001	0219	Green peas	0.004	0.004
0203	Cherries	0.007	0.007	0221	Asparagus	0.003	0.003
0204	Apricots	0.001	0.001	0222	Broccoli	0.007	0.007
0205	Avocados	0.006	0.006	0223	Cauliflower	0.003	0.003
0206	Kiwifruit	0.000	0.000	0224	Spinach	0.003	0.003
0207	Pineapples	0.002	0.002	0225	Greens	0.000	0.000
0208	Granny Smith apples	0.003	0.003	0226	Endive	0.000	0.000
0209	Rome apples	0.004	0.004	0227	Green onions	0.001	0.001
0211	Golden delicious apples	0.008	0.008	0228	Green peppers	0.012	0.012
0215	Red delicious apples	0.024	0.024	0229	Eggplant	0.000	0.000
0216	McIntosh apples	0.004	0.004	0231	Squash	0.000	0.000
0218	Table grapes	0.041	0.041	0232	Beets	0.000	0.000
0219	Peaches	0.008	0.008	0233	Radishes	0.000	0.000
0221	Pears	0.005	0.005	0234	Cucumbers	0.010	0.010
0222	Strawberries	0.020	0.020	03	Sweet potatoes	0.005	0.005
0224	Raspberries	0.001	0.001	0301	Sweet potatoes	0.005	0.005
0225	Blackberries	0.001	0.001	04	Irish potatoes for consumer use	0.024	0.024
0226	Cranberries	0.005	0.005	0401	Long white potatoes	0.004	0.004
0227	Blueberries	0.004	0.004	0402	Round white potatoes	0.005	0.005
03	Melons	0.009	0.009	0403	Russet potatoes	0.014	0.014
0301	Cantaloupes	0.006	0.006	0404	Round red potatoes	0.001	0.001
0302	Honeydews	0.001	0.001	05	Irish potatoes for processing	0.009	0.009
0303	Watermelons	0.002	0.002	0501	Irish potatoes for processing	0.009	0.009
0113	Fresh and dry vegetables	0.233	0.233	0119	Tree nuts	0.045	0.045
01	Dry vegetables	0.016	0.016	01	Tree nuts	0.045	0.045
				0101	Pecans	0.008	0.008
				0102	Almonds	0.021	0.021
				0103	Filberts	0.001	0.001
				0104	Walnuts	0.008	0.008
				0105	Macadamias	0.001	0.001
				0106	Pistachios	0.006	0.006
				012	Grains	0.583	0.582

See footnotes at end of table.

Table 11. Relative importance of commodity groupings and individual items in the producer price index with respect to all commodities, December 2002¹--Continued

Commodity code	Index	Relative importance		Commodity code	Index	Relative importance	
		Revised (1997)	Former (1997)			Revised (1997)	Former (1997)
0121	Wheat	0.160	0.160	0299	Slaughter broilers/fryers	0.287	0.287
01	Wheat	0.160	0.160	0142	Slaughter turkeys	0.065	0.065
0101	Hard red winter wheat	0.073	0.073	01	Slaughter turkeys	0.065	0.065
0102	Hard red spring wheat	0.032	0.032	0199	Slaughter turkeys	0.065	0.065
0103	Soft white wheat	0.021	0.021	0143	Slaughter ducks	0.003	0.003
0104	Soft red winter wheat	0.028	0.028	01	Slaughter ducks	0.003	0.003
0105	Hard amber durum wheat	0.007	0.007	0199	Slaughter ducks	0.003	0.003
0122	Other grains	0.407	0.406	015	Plant and animal fibers	0.083	0.083
01	Barley	0.019	0.019	0151	Raw cotton	0.081	0.081
0101	Barley	0.019	0.019	01	Raw cotton	0.081	0.081
02	Corn	0.358	0.358	0101	Raw Cotton	0.081	0.081
0205	Corn	0.358	0.358	0152	Wool	0.002	0.002
03	Oats	0.003	0.003	01	Wool	0.002	0.002
0311	Oats	0.003	0.003	0199	Wool	0.002	0.002
04	Rye	0.000	0.000	016	Fluid milk	0.391	0.391
0415	Rye	0.000	0.000	0161	Milk eligible for fluid use	0.380	0.379
05	Sorghum	0.026	0.026	01	Milk eligible for fluid use	0.380	0.379
0501	Sorghum	0.026	0.026	0102	Milk, eligible for fluid use	0.380	0.379
0123	Louisiana rough rice	0.016	0.016	0162	Milk,	0.012	0.012
01	Louisiana rough rice	0.016	0.016	01	Milk, manufacturing grade	0.012	0.012
0101	Long grain rice	0.010	0.010	0101	Milk, manufacturing grade	0.012	0.012
0102	Medium grain rice	0.006	0.006	017	Chicken eggs	0.098	0.098
013	Slaughter livestock	1.228	1.227	0171	Chicken eggs	0.098	0.098
0131	Slaughter cattle	1.025	1.024	07	Eggs for fresh use	0.073	0.073
01	Slaughter steers and heifers	0.883	0.882	0701	Eggs, jumbo	0.002	0.002
0199	Slaughter steers and heifers	0.883	0.882	0702	Eggs, extra large	0.014	0.014
02	Slaughter cows and bulls	0.135	0.135	0703	Eggs, large	0.047	0.047
0299	Slaughter cows and bulls	0.135	0.135	0704	Eggs, medium	0.010	0.010
03	Slaughter vealers	0.007	0.007	0705	Eggs, small	0.001	0.001
0399	Slaughter vealers	0.007	0.007	08	Breaker stock and checks and undergrades	0.025	0.025
0132	Slaughter hogs	0.189	0.188	0801	Breaker stock	0.022	0.022
01	Slaughter barrows and gilts	0.180	0.179	0802	Checks and undergrades	0.002	0.002
0199	Slaughter barrows and gilts	0.180	0.179	018	Hay, hayseeds and oilseeds	0.374	0.374
02	Slaughter sows	0.009	0.009	0181	Alfalfa hay	0.081	0.081
0299	Slaughter sows	0.009	0.009	01	Alfalfa hay	0.081	0.081
0133	Slaughter lambs	0.015	0.015	0101	Alfalfa	0.081	0.081
01	Slaughter lambs	0.015	0.015				
0199	Slaughter lambs	0.015	0.015				
014	Slaughter poultry	0.355	0.355				
0141	Slaughter chickens	0.287	0.287				
02	Slaughter broiler/fryers	0.287	0.287				

See footnotes at end of table.

Table 11. Relative importance of commodity groupings and individual items in the producer price index with respect to all commodities, December 2002--Continued

Commodity code	Index	Relative importance		Commodity code	Index	Relative importance	
		Revised (1997)	Former (1997)			Revised (1997)	Former (1997)
0183	Oilseeds	0.293	0.292	0213	Milled rice	0.030	0.030
01	Oilseeds	0.293	0.292	01	Head rice	0.024	0.024
0111	Peanuts	0.011	0.011	0101	Medium grain milled rice	0.019	0.019
0121	Cottonseed	0.011	0.011	0102	Long grain milled rice	0.005	0.005
0131	Soybeans	0.258	0.258	0105	Short grain milled rice	0.001	0.001
0151	Flaxseed	0.000	0.000	02	Other milled rice and byproducts	0.005	0.005
0161	Sunflower	0.012	0.012	0201	Other milled rice and byproducts	0.005	0.005
019	Other farm products	0.071	0.071	0214	Other cereals	0.276	0.277
0192	Leaf tobacco	0.071	0.071	02	Pasta products	0.033	0.033
01	Leaf tobacco	0.071	0.071	0201	Macaroni, spaghetti, vermicelli, & other mac	-	0.030
0101	Leaf tobacco	0.071	0.071	0202	Noodle products	-	0.003
02	Processed foods and feeds	9.820	9.834	0203	Pasta products, including egg noodles	0.033	-
021	Cereal and bakery products	1.183	1.185	09	Other cereals except pasta products	0.243	0.243
0211	Bakery products	0.639	0.640	0903	Breakfast cereals, instant hot and cooked	0.016	0.016
01	White pan bread	0.097	0.097	0904	Breakfast cereals, ready to serve	0.150	0.150
0111	White pan bread, including frozen	0.097	0.097	0907	Manufactured starch	0.034	0.034
04	Other bread	0.087	0.087	0908	Other grain mill products, except wheat	0.043	0.043
0401	White hearth bread	0.033	0.033	022	Meats, poultry, and fish	2.363	2.367
0402	Dark wheat bread	0.032	0.032	0221	Meats	1.556	1.559
0404	Other variety bread, including rye	0.022	0.022	01	Beef/veal products, fresh or frozen	0.802	0.803
05	Bread type rolls/stuffing/croutons/crumb	0.128	0.129	0103	Beef carcass, fresh or frozen	0.197	0.198
0501	Hamburger and weiner rolls	0.060	0.060	0124	Boneless beef, fresh/frozen, inc. ground b	0.126	0.126
0508	Other bread rolls and stuffing	0.068	0.068	0125	Boxed beef/subprimal/fabricated cuts, howe	0.445	0.446
07	Sweet yeast goods	0.030	0.030	0128	Other beef product, fresh or frozen, inc.	0.025	0.025
0703	Sweet yeast goods	0.030	0.030	0129	Veal, fresh or frozen, not canned or sausa	0.008	0.008
08	Soft cakes	0.054	0.054	03	Lamb/mutton, fresh or frozen	0.009	0.009
0803	Soft cakes	0.054	0.054	0321	Lamb or mutton, fresh or frozen	0.009	0.009
09	Pies	0.013	0.013	04	Pork products, fresh, frozen or processed	0.394	0.394
0903	Pies	0.013	0.013	0444	Pork, fresh/frozen, unproc., all cuts, ex.	0.219	0.220
11	Pastries	0.006	0.006	0447	Pork, processed or cured, not canned or sa	0.174	0.174
1101	Pastries	0.006	0.006	05	Other meats, fresh, frozen, or canned	0.352	0.353
12	Cake type doughnuts	0.013	0.013	0503	Fresh/processed sausage, deli & cooked mea	0.197	0.197
1201	Cake type doughnuts	0.013	0.013	0579	Canned meats, exc. dog, cat, and baby food	0.032	0.032
21	Cookies, crackers, and related products	0.210	0.210	0586	Portion control & other meat-type products	0.124	0.124
2103	Cookies, ice cream cones, and toaster past	0.107	0.108	0222	Processed poultry	0.603	0.604
2104	Crackers, cracker sandwiches and pretzels	0.103	0.103	03	Young chickens (broilers/fryers/roasters)	0.319	0.320
0212	Flour and flour base mixes and doughs	0.238	0.238	0333	Young chickens (broilers/fryers/roasters)	0.319	0.320
03	Flour	0.112	0.112	06	Turkeys (toms/hens), inc. whole/parts/groun	0.077	0.077
0301	Wheat flour	0.112	0.112	0611	Turkeys (toms/hens), inc. whole/parts/grou	0.077	0.077
04	Flour base mixes and doughs	0.126	0.126	08	Canned, cooked, smoked or prepared poultry	0.200	0.201
0401	Flour base mixes and doughs	0.126	0.126	0811	Canned, cooked, smoked or prepared poultry	0.200	0.201
				09	Chicken hens and other poultry/small game	0.007	0.007
				0909	Chicken hens; breeder or egg producing typ	0.005	0.005
				0911	Other poultry/small game (duck, goose, rab	0.001	0.001

See footnotes at end of table.

Table 11. Relative importance of commodity groupings and individual items in the producer price index with respect to all commodities, December 2002¹--Continued

Commodity code	Index	Relative importance		Commodity code	Index	Relative importance	
		Revised (1997)	Former (1997)			Revised (1997)	Former (1997)
0223	Unprocessed and packaged fish	0.204	0.204	04	Imitation cheese	0.007	0.007
01	Unprocessed finfish	0.030	0.030	0401	Imitation cheese	0.007	0.007
0101	Haddock	0.000	0.000	0234	Ice cream and frozen desserts	0.144	0.144
0102	Halibut	0.003	0.003	02	Ice cream and frozen desserts	0.144	0.144
0103	Salmon	0.006	0.006	0201	Ice Cream and frozen desserts	0.144	0.144
0131	Flounder	0.004	0.004	0235	Dry, condensed, and evaporated milk products	0.134	0.134
0132	Cod	0.005	0.005	02	Dry milk product, including feed grade	0.071	0.071
0133	Pollock	0.003	0.003	0201	Dry milk products, including feed grade	0.071	0.071
0134	Sablefish	0.002	0.002	03	Liquid milk products	0.046	0.046
0135	Rockfish	0.002	0.002	0301	Consumer-type canned milk products	0.031	0.031
0199	Other finfish	0.005	0.005	0303	Bulk liquid milk products, including feed	0.015	0.015
02	Fresh packaged fish and seafood	0.034	0.034	05	Ice cream mixes and related products	0.018	0.018
0209	Fresh packaged fish and seafood	0.034	0.034	0502	Ice cream mixes and related products	0.018	0.018
03	Frozen packaged fish and seafood	0.089	0.089	024	Processed fruits and vegetables	0.602	0.603
0311	Frozen packaged fish, excluding shellfish	0.039	0.039	0241	Canned fruits and juices	0.148	0.148
0313	Frozen packaged shellfish and other seafood	0.050	0.050	01	Canned fruits	0.051	0.052
04	Canned and cured seafood	0.021	0.021	0105	Canned fruits	0.051	0.052
0429	Canned and cured seafood	0.021	0.021	02	Canned fruit juices	0.097	0.097
05	Unprocessed shellfish	0.029	0.029	0239	Canned or fresh fruit juices	0.097	0.097
0501	Shrimp	0.007	0.007	0242	Frozen fruits, juices and ades	0.063	0.064
0502	Crabs	0.005	0.005	02	Frozen fruits, melons, and berries	0.017	0.017
0503	Lobsters	0.006	0.006	0209	Frozen fruits, melons, and berries	0.017	0.017
0504	Clams	0.003	0.003	03	Frozen juices and ades	0.046	0.046
0599	Other shellfish	0.008	0.008	0301	Frozen orange juice	0.037	0.037
023	Dairy products	1.129	1.131	0311	Other frozen fruit and berry juice, concen	0.006	0.006
0231	Fluid milk products	0.432	0.433	0313	Frozen fruit ades, drinks and cocktails	0.003	0.003
03	Packaged fluid milk and related products	0.298	0.298	04	Citrus pulp and other citrus by products	0.000	0.000
0301	Fluid whole milk	0.109	0.109	0411	Citrus pulp and other citrus byproducts	0.000	0.000
0302	Lowfat milk (1/2-2%)	0.113	0.113	0243	Dried and dehydrated fruits	0.029	0.029
0303	Skim milk	0.038	0.038	01	Dried and dehydrated fruits	0.029	0.029
0304	Cream: light, heavy, sour, half & half, an	0.038	0.038	0121	Dried and dehydrated fruits	0.029	0.029
04	Cottage cheese	0.018	0.018	0244	Canned vegetables and juices	0.174	0.174
0401	Cottage cheese	0.018	0.018	01	Can vegetables and juices	0.174	0.174
05	Other milk products	0.054	0.054	0102	Canned vegetables, excl. hominy and mushro	0.064	0.064
0501	Other milk products	0.054	0.054	0105	Canned hominy and mushrooms	0.004	0.004
06	Bulk fluid milk and cream	0.062	0.062	0127	Catsup and other tomato sauces	0.096	0.096
0601	Bulk fluid milk and cream	0.062	0.062	0139	Canned vegetable juices	0.010	0.010
0232	Butter	0.037	0.037	0245	Frozen vegetables	0.142	0.142
01	Butter	0.037	0.037	02	Frozen potatoes	0.078	0.078
0114	Creamery butter	0.037	0.037	0201	Frozen French fried potatoes	0.066	0.066
0233	Natural, processed, and imitation cheese	0.383	0.383	0209	Other frozen potato products	0.013	0.013
02	Natural cheese, except cottage cheese	0.276	0.277				
0212	Natural cheese, except cottage cheese	0.276	0.277				
03	Processed cheese and related products	0.099	0.099				
0312	Processed cheese and related products	0.099	0.099				

See footnotes at end of table.

Table 11. Relative importance of commodity groupings and individual items in the producer price index with respect to all commodities, December 2002¹--Continued

Commodity code	Index	Relative importance		Commodity code	Index	Relative importance	
		Revised (1997)	Former (1997)			Revised (1997)	Former (1997)
05	Frozen vegetables, except potatoes	0.063	0.064	026	Beverages and beverage materials	1.566	1.569
0521	Frozen vegetable combinations	0.013	0.014				
0541	Frozen vegetables, exc. potatoes & vegetab	0.050	0.050	0261	Alcoholic beverages	0.636	0.637
0246	Dried and dehydrated vegetables	0.030	0.030	01	Malt beverages	0.424	0.425
01	Dried and dehydrated vegetables	0.030	0.030	0101	Bottled beer	0.145	0.146
0121	Dried and dehydrated vegetables	0.030	0.030	0103	Canned beer	0.237	0.238
0247	Dehydrated soups	0.016	0.016	0105	Barrels and kegs	0.028	0.028
01	Dehydrated soups	0.016	0.016	0107	Other malt beverages	0.013	0.013
0101	Dehydrated soups	0.016	0.016	02	Distilled spirits exc brandy (bulk & bott)	0.074	0.074
025	Sugar and confectionery	0.676	0.672	0214	Bulk distilled liquor, ex brandy & distill	0.011	0.011
0252	Raw cane sugar and byproducts	0.031	0.031	0215	Bottled liquor, except brandy	0.064	0.064
01	Raw cane sugar and byproducts	0.031	0.031	04	Wines, brandy and brandy spirits	0.137	0.137
0101	Raw cane sugar	0.028	0.028	0431	Grape table wines	0.098	0.098
0102	Cane sugar byproducts	0.002	0.002	0434	Dessert wines	0.009	0.009
0253	Refined sugar and byproducts	0.119	0.114	0435	Effervescent wines	0.013	0.013
03	Granulated sugar	-	0.098	0438	Non-grape, fortified, & speciality wine or	0.010	0.010
0301	Consumer units and individual services	-	0.029	0439	Beverage brandy and neutral fruit/brandy s	0.008	0.008
0302	Commercial units and bulk	-	0.070	0262	Soft drinks	0.701	0.702
04	Confectioners' powdered sugar	-	0.005	06	Noncarbonated soft drinks	0.156	0.156
0401	Confectioners' powdered sugar	-	0.005	0609	Noncarbonated soft drinks	0.156	0.156
05	Brown sugar	-	0.003	07	Bottled carbonated soft drinks	0.232	0.233
0501	Brown sugar	-	0.003	0704	Bottled carbonated soft drinks, ex. plasti	0.034	0.034
06	Liquid sugar or sugar syrup	-	0.008	0705	Bottled carbonated soft drinks in plastic	0.198	0.198
0601	Liquid sugar or sugar syrup	-	0.008	08	Canned carbonated soft drinks	0.282	0.282
07	Refined sugar products and byproducts	0.119	-	0801	Canned carbonated soft drinks	0.282	0.282
0701	Refined cane sugar and byproducts	0.065	-	09	Soft drink flavoring syrup sold bulk	0.031	0.031
0702	Refined beet sugar and byproducts	0.053	-	0901	Soft drink flavoring syrup sold in bulk	0.031	0.031
0254	Confectionery materials	0.119	0.119	0263	Packaged beverage materials	0.126	0.126
01	Confectionery materials	0.119	0.119	01	Coffee (whole bean, ground, & instant)	0.108	0.108
0104	Chocolate coatings	0.016	0.016	0103	Soluble (instant) coffee	0.016	0.016
0105	Other chocolate and cocoa products	0.032	0.032	0104	Ground roasted and whole bean coffee	0.092	0.092
0107	Corn sweeteners	0.071	0.071	03	Tea	0.018	0.019
0255	Confectionery end products	0.408	0.408	0313	Tea in consumer packages, exc. canned ice	0.018	0.019
02	Chewing gum	0.027	0.027	0264	Other beverage materials	0.104	0.104
0201	Chewing gum	0.027	0.027	01	Other beverage materials	0.104	0.104
03	Candy and nuts	0.366	0.366	0101	Malt and malt byproducts	0.015	0.015
0301	Chocolate and chocolate-type confectionery	0.205	0.205	0109	Liquid beverage bases, not used for soft d	0.005	0.005
0302	Nonchocolate confectionery products	0.098	0.098	0111	Liquid beverage bases, used for soft drink	0.084	0.084
0304	Processed nuts and seeds	0.060	0.060	027	Fats and oils	0.304	0.305
0305	Other confectionary products	0.003	0.003	0271	Animal fats and oils	0.009	0.009
04	Sweetening syrups and molasses	0.015	0.015	01	Animal fats and oils	0.009	0.009
0401	Sweetening syrups and molasses	0.015	0.015	0117	Animal fats and oils	0.009	0.009
				0272	Crude corn, cottonseed, and soybean oils	0.070	0.070

See footnotes at end of table.

Table 11. Relative importance of commodity groupings and individual items in the producer price index with respect to all commodities, December 2002¹--Continued

Commodity code	Index	Relative importance		Commodity code	Index	Relative importance	
		Revised (1997)	Former (1997)			Revised (1997)	Former (1997)
01	Crude corn, cottonseed, and soybean oils	0.070	0.070	0111	Frozen dinners, meat pies, ethnic foods	0.151	0.151
0102	Crude soybean oil	0.063	0.063	0113	Other frozen specialties	0.049	0.049
0111	Cottonseed oil, crude	0.002	0.002	0286	Meat sauces	0.042	0.042
0131	Corn oil	0.006	0.006	01	Meat sauces	0.042	0.042
0275	Refined corn, cottonseed, & soybean oils	0.057	0.057	0103	Meat sauces	0.042	0.042
01	Refined corn, cottonseed, & soybean oils	0.057	0.057	0289	Other miscellaneous processed foods	0.769	0.770
0101	Cottonseed oil, refined	0.013	0.013	01	Other miscellaneous processed foods	0.769	0.770
0102	Corn oil	0.029	0.029	0102	Mayonnaise, salad dressings, and sandwich	0.077	0.077
0103	Soybean oil, once refined	0.015	0.015	0144	Macaroni & noodle prods., packaged w/oth i	0.031	0.031
0277	Other vegetable oils and by-products	0.022	0.022	0148	Dry mix preparations	0.068	0.068
01	All other vegetable oils, non-deodorized	0.013	0.013	0149	Perishable prepared foods, not frozen	0.087	0.087
0101	All other vegetable oils, non-deodorized	0.013	0.013	0151	Flavoring extracts, emulsions & other liqu	0.024	0.024
02	All other deodorized oils and by-products	0.008	0.008	0152	Soybean lecithin	0.001	0.001
0201	Coconut, peanut, sunflower, other oils, ca	0.008	0.008	0154	Other flavoring agents, except chocolate s	0.064	0.064
0278	Shortening and cooking oil	0.147	0.147	0156	Spices	0.032	0.032
01	Shortening and cooking oil	0.147	0.147	0158	Peanut butter	0.022	0.022
0102	Shortening, 100% vegetable	0.041	0.041	0161	Manufactured ice	0.010	0.010
0104	Shortening, animal or vegetable/animal	0.006	0.006	0162	Dairy product substitutes	0.058	0.058
0107	Hydrogenated oils, other than baking	0.003	0.003	0171	Desserts (ready-to-mix)	0.011	0.011
0109	Margarine	0.044	0.044	0172	Chips (potato, corn, etc.)	0.227	0.227
0111	Salad and cooking oils	0.052	0.052	0174	Cider and vinegar	0.005	0.005
0113	All other fully refined oils	0.000	0.000	0175	Other food preparations	0.050	0.050
028	Miscellaneous processed foods	1.299	1.301	0176	Natural and collagen sausage casings	0.001	0.001
0281	Jams, jellies, and preserves	0.023	0.023	029	Prepared animal feeds	0.698	0.702
01	Jams, jellies and preserves	0.023	0.023	0292	Corn, cottonseed, & soybean cake & meal	0.118	0.118
0102	Jams, jellies and preserves	0.023	0.023	01	Corn, cottonseed, and soybean cake & meal	0.118	0.118
0282	Pickles and pickle products	0.028	0.028	0101	Cottonseed cake and meal	0.006	0.006
01	Pickles and pickle products	0.028	0.028	0111	Soybean meal	0.104	0.104
0106	Pickles and pickle products	0.028	0.028	0113	Corn gluten meal	0.008	0.008
0283	Processed eggs	0.025	0.025	0293	Formula feeds	0.309	0.310
01	Processed eggs	0.025	0.025	01	Formula feeds	0.309	0.310
0111	Processed eggs, liquid, dried, or frozen	0.025	0.025	0102	Poultry feeds: egg-type, broiler and turke	0.164	0.164
0284	Canned specialties	0.149	0.149	0104	Dairy cattle feeds, complete	0.040	0.040
01	Canned specialties	0.149	0.149	0106	Dairy cattle feeds, supplements and concen	0.020	0.020
0101	Canned baby foods	0.023	0.023	0108	Swine feeds, complete	0.015	0.015
0102	Canned dry beans	0.025	0.025	0112	Swine feeds, supplements and concentrates	0.022	0.022
0103	Canned specialty foods	0.039	0.039	0114	Beef cattle feeds, complete	0.017	0.017
0104	Canned soups	0.062	0.062	0116	Beef cattle feeds, supplements and concent	0.016	0.016
0285	Frozen specialties	0.262	0.263	0118	Other poultry and livestock feeds	0.015	0.015
01	Frozen specialties	0.262	0.263	0294	Miscellaneous feedstuffs	0.271	0.275
0109	Frozen pies and other baked goods	0.063	0.063	02	Pet food	0.193	0.193
				0202	Dog and cat food	0.176	0.176
				0203	Other pet and specialty feeds	0.017	0.017

See footnotes at end of table.

Table 11. Relative importance of commodity groupings and individual items in the producer price index with respect to all commodities, December 2002¹--Continued

Commodity code	Index	Relative importance		Commodity code	Index	Relative importance	
		Revised (1997)	Former (1997)			Revised (1997)	Former (1997)
03	Other than pet food	0.077	0.081				
0301	Meat meal and meat and bone meal	0.016	0.016	0337	Broadwovens	0.224	0.224
0311	Sugar beet molasses	-	0.001	01	Cotton	0.069	0.069
0313	Sugar beet pulp, all forms	-	0.002	0104	Gray cotton broadwoven fabric	0.069	0.069
0317	Other corn wet process by-products	0.013	0.013	02	Wool	0.006	0.006
0323	Soybean byproducts, incl. soy flour, grits	0.013	0.013	0201	Wool broadwoven fabric	0.006	0.006
0325	Other animal feeds, incl. fish scrap & fea	0.032	0.032	03	Synthetic	0.148	0.148
0333	Miscellaneous by-products of meat packing	0.004	0.004	0304	Gray synthetic broadwoven fabric	0.148	0.148
	Industrial commodities	86.503	86.503	0338	Knits	0.042	0.042
				03	Circular knits, except hosiery	0.026	0.026
				0301	Gray circular knit, except hosiery	0.026	0.026
03	Textile products and apparel	3.313	3.309	04	Warp knits, except hosiery	0.016	0.016
				0401	Warp knits, except hosiery	0.016	0.016
031	Synthetic fibers	0.279	0.278	0339	Other fabrics	0.024	0.024
				01	Tire cord fabric	0.024	0.024
0315	Unprocessed filament yarns	0.279	0.278	0101	Tire cord fabric	0.024	0.024
01	Cellulosic	0.036	0.036				
0103	Rayon and acetate fibers	0.036	0.036	034	Finished fabrics	0.512	0.512
02	Non-cellulosic	0.243	0.242				
0231	Fibrous glass yarn	0.038	0.038	0342	Broadwovens	0.195	0.195
0235	Nylon and other polyamide fibers	0.056	0.056	01	Cotton	0.063	0.063
0236	Polyolefin, yarn, staple, tow, and waste	0.004	0.004	0104	Finished cotton broadwoven fabric	0.063	0.063
0237	Polyester yarn, staple, tow, and waste	0.066	0.066	02	Wool	0.017	0.017
0238	Other noncellulosic manmade, ex. glass, ca	0.021	0.021	0206	Finished broadwoven wool fabrics and felts	0.016	0.016
0239	Producer textured noncellulosic manmade fi	0.059	0.058	0208	Receipts for commission finishing/sponging	0.000	0.000
				03	Synthetic	0.116	0.116
032	Processed yarns and threads	0.272	0.271	0304	Finished silk broadwoven fabric	0.116	0.116
0326	Yarns	0.248	0.248	0343	Knits	0.095	0.095
01	Cotton	0.074	0.074	02	Finished circular knit fabrics	0.054	0.054
0111	Carded cotton yarns	0.063	0.063	0212	Finished circular knit fabrics	0.054	0.054
0121	Combed cotton yarns	0.011	0.011	09	Finished warp knit fabrics	0.041	0.041
02	Wool	0.007	0.007	0901	Finished warp knit fabrics	0.041	0.041
0204	Wool yarns	0.007	0.007				
03	Synthetic	0.085	0.085	0344	Narrow fabrics	0.025	0.025
0304	Synthetic yarns	0.085	0.085	02	Woven and braided narrow fabric	0.025	0.025
04	Other throwing and winding mill products	0.079	0.079	0204	Woven & braided narrow fabrics	0.025	0.025
0401	Rewound plied and novelty yarn, produced b	0.006	0.006				
0402	Thrown filament yarns, except textured	0.019	0.019	0345	Nonwovens and felt goods	0.065	0.064
0403	Textured bulked or crimped filament yarn	0.055	0.054	03	Nonwovens and felt goods	0.065	0.064
05	Commission throwing/texturing filament yarn	0.002	0.002	0321	Nonwoven fabrics	0.054	0.054
0501	Commission throwing/texturing of filament	0.002	0.002	0333	Pressed, punched, or needled felts, except	0.011	0.011
0327	Threads	0.024	0.024	0346	Coated fabrics, not rubberized	0.043	0.043
05	Thread for any use, grey or finished	0.024	0.024	01	Coated fabrics, not rubberized	0.043	0.043
0501	Thread for any use, gray or finished	0.024	0.024	0102	Vinyl coated or laminated fabric	0.015	0.015
				0103	Polyurethane and other coated or laminated	0.028	0.028
033	Gray fabrics	0.290	0.290				

See footnotes at end of table.

Table 11. Relative importance of commodity groupings and individual items in the producer price index with respect to all commodities, December 2002¹--Continued

Commodity code	Index	Relative importance		Commodity code	Index	Relative importance	
		Revised (1997)	Former (1997)			Revised (1997)	Former (1997)
0347	Embroideries and lace goods	0.088	0.088	0283	Sweaters, jackets, swimwear, and athletic	0.049	0.049
01	Embroideries	0.087	0.087	0286	Men's and boys' dress and woven sport shir	0.023	0.023
0105	Schiffli machine embroideries	0.005	0.005	0298	Men's/boys' knit sportshirts incl. sweatsh	0.105	0.105
0106	Printing and stamping on apparel	0.083	0.083	03	Girls', children's and infants'	0.094	0.094
02	Lace goods	0.001	0.001	0349	Dresses/blouses/shirts, ex. knit sport & s	0.031	0.031
0205	Lace machine products	0.001	0.001	0352	Coats, coat and legging, and snowpant sets	0.000	0.000
038	Apparel & other fabricated textile prods	1.780	1.778	0353	Suits	0.001	0.001
0381	Apparel	1.271	1.270	0354	Sweaters, jackets, and jerseys	0.003	0.003
01	Women's	0.522	0.521	0355	Other outerwear, n.e.c.	0.035	0.035
0122	Skirts, including uniforms	0.025	0.025	0363	Infants' and children's ankle hosiery	0.009	0.009
0143	All other outerwear, n.e.c.	0.032	0.032	0365	Other infants' and children's finished hoi	0.001	0.001
0144	Sweaters, jackets, and jerseys	0.028	0.027	0368	Underwear	0.007	0.007
0145	Dresses	0.090	0.090	0369	Nightwear	0.008	0.008
0146	Suits	0.007	0.007	04	Miscellaneous apparel and accessories	0.050	0.050
0151	Slacks, jeans, and dungarees	0.092	0.091	0407	Fur products	0.004	0.004
0152	Blouses, waists & shirts exc. knit sport &	0.070	0.069	0413	Milling, hats, and caps	0.019	0.019
0153	Knit outerwear sportshirts, incl. sweatshi	0.016	0.016	0418	Dress and semidress fabric gloves and mitt	0.004	0.004
0162	Separate tailored suit-type jackets, incl.	0.011	0.011	0419	Fabric workgloves and mittens	0.007	0.007
0163	Tailored coats, ex. fur, all leather & rai	0.001	0.001	0422	Raincoats and other waterproof outer garme	0.003	0.003
0169	Women's finished sheer hosiery and tights	0.052	0.052	0425	Belts, other than leather	0.002	0.002
0171	Women's hosiery, shipped in the greige	0.004	0.004	0427	Other leather and sheep lined clothing	0.002	0.002
0174	Brassieres	0.034	0.034	0429	Knit products, n.e.c.	0.000	0.000
0175	Girdles, corsets, combinations and accesso	0.008	0.008	0441	Apparel and accessories, n.e.c.	0.009	0.009
0176	Panties	0.012	0.012	05	Contract work on apparel	0.136	0.136
0177	Slips, half slips, and petticoats	0.005	0.005	0501	Contract work on apparel	0.136	0.136
0178	Nightwear	0.008	0.008	0382	Textile housefurnishings	0.218	0.221
0179	Ladies' robes, dressing gowns and housecoa	0.005	0.005	01	Bed clothes	0.085	0.088
0181	Underwear, except slips and panties	0.003	0.003	0135	Bed clothes	0.085	0.088
0182	Bathing suits	0.015	0.015	03	Other textile housefurnishings	0.133	0.133
0188	Washable service apparel	0.007	0.007	0303	Cotton towels and washcloths	0.036	0.036
02	Men's and boys'	0.469	0.468	0307	Draperies	0.016	0.016
0215	Men's & boys' dress, sport, & uniform trou	0.052	0.052	0308	Curtains, except lace	0.012	0.012
0216	Men's and boys' jeans and jean cut casual	0.082	0.081	0309	Curtains and draperies, knit	0.003	0.003
0221	Men's and boys' work clothing	0.028	0.028	0311	Other textile housefurnishings	0.065	0.065
0228	Men's and boys' work shirts	0.010	0.010	0383	Fabricated products, n.e.c.	0.291	0.288
0231	Men's and boys' suits, including uniforms	0.018	0.018	02	Camping tents	0.005	0.005
0257	Men's and boys' tailored sportcoats and ve	0.017	0.017	0212	Camping tents	0.001	0.001
0267	Men's and boys' leather coats and jackets	0.001	0.001	0213	Sleeping bags	0.004	0.004
0268	Men's and boys' overcoats and topcoats	0.002	0.002	03	Industrial and other fabricated products	0.286	0.283
0272	Men's finished hosiery	0.040	0.040	0305	Men's/boys' suit, coat findings & hat,	0.012	0.012
0273	Men's unfinished hosiery	0.002	0.002	0308	Automotive trimmings	0.082	0.082
0274	Men's and boys' knit undershirts	0.010	0.010	0311	Other trimmings and findings	0.010	0.010
0275	Men's and boys' knit shorts and briefs	0.006	0.006	0324	Soft fiber cordage and twine, except cotto	0.011	0.011
0276	Men's and boys' woven underwear	0.001	0.001	0325	Cotton cordage and twine	0.001	0.001
0277	Men's and boys' thermal underwear	0.008	0.008	0326	Wipers made from nonwoven fabrics	-	0.003
0279	Men's and boys' robes and dressing gowns	0.001	0.001	0332	Tarpaulins and other covers	0.010	0.010
0282	Men's and boy's neckwear	0.013	0.013	0341	Textile bags	0.020	0.020

See footnotes at end of table.

Table 11. Relative importance of commodity groupings and individual items in the producer price index with respect to all commodities, December 2002¹--Continued

Commodity code	Index	Relative importance		Commodity code	Index	Relative importance	
		Revised (1997)	Former (1997)			Revised (1997)	Former (1997)
0343	Tents, other than camping tents	0.005	0.005				
0344	Awnings	0.007	0.007	0432	Women's footwear, excluding athletic	0.016	0.018
0351	Fabricated textile products, n.e.c.	0.128	0.122	05	Women's footwear, excluding athletic	0.016	0.018
039	Miscellaneous textile products/services	0.180	0.180	0501	Women's footwear, except slippers	0.016	0.016
				0505	Women's slippers	-	0.002
0391	Textile materials n.e.c. & proc. textile was	0.068	0.068	0433	Children's footwear, except athletic	-	0.002
01	Textile fibers, yarns, and fabrics, n.e.c.	0.019	0.019	01	Children's footwear, except athletic	-	0.002
0104	Padding and upholstery filling	0.016	0.016	0101	Children's footwear, except slippers	-	0.001
0106	Jute goods and scouring and combing mill p	0.001	0.001	0145	Children's slippers	-	0.001
0111	Cotton linters	0.002	0.002				
02	Textile waste	0.049	0.049	0434	Misses' footwear (size 12 1/2 - 2 1/2)	-	0.000
0201	Processed textile waste	0.023	0.023	01	Misses' footwear	-	0.000
0202	Waste rags and textile waste	0.017	0.017	0101	Misses' footwear	-	0.000
0203	Used wiping cloths	0.008	0.008				
0392	Contract work on textile products	0.087	0.087	0435	Youths', boys' ftwear. (size 12 1/2-6)	-	0.000
01	Contract work on textile products	0.087	0.087	01	Youths', boys' footwear	-	0.000
0101	Commission finishing of broadwoven fabrics	0.066	0.066	0101	Youths' and boys' footwear	-	0.000
0102	Commission embroidering, tucking, pleating	0.002	0.002				
0104	Comm. knit/knit & fin. of circular & warp	0.019	0.019	0436	Infants', babies' ftwear. (size 1-8)	-	0.001
0393	Other finishing of textiles	0.025	0.025	01	Infants', babies' footwear	-	0.001
01	Other finishing of textiles	0.025	0.025	0101	Infants' and babies' footwear	-	0.001
0109	Other finishing of textiles	0.025	0.025	0437	Athletic footwear	0.002	0.002
				01	Athletic footwear	0.002	0.002
				0101	Athletic footwear	0.002	0.002
04	Hides, skins, leather, and related products	0.245	0.244	0438	Other footwear	-	0.000
				01	Other footwear	-	0.000
041	Hides and skins, incl. cattle	0.040	0.040	0101	Slipper socks	-	0.000
				0169	All other footwear	-	0.000
0419	Hides and skins, incl. cattle	0.040	0.040				
01	Hides and skins, incl. cattle	0.040	0.040	0439	All other footwear	0.007	-
0108	Hides and skins, incl. cattle	0.040	0.040	01	All other footwear	0.007	-
				0101	All other footwear	0.007	-
042	Leather	0.083	0.083				
0427	Finished and unfinished leather	0.083	0.083	044	Other leather and related products	0.059	0.059
01	Finished and unfinished leather	0.083	0.083	0441	Luggage and small leather goods	0.027	0.027
0101	Finished cattlehide and kipside leather	0.052	0.052	01	Luggage and small leather goods	0.027	0.027
0103	Unfinished leather	0.024	0.024	0112	Hand luggage	0.006	0.006
0105	Other leathers, finished and unfinished	0.004	0.004	0113	Luggage other than hand luggage	0.005	0.005
0109	Contract tanning and finishing	0.003	0.003	0128	Women's & children's handbags & purses	0.007	0.007
				0132	Other personal leather goods	0.010	0.010
043	Footwear	0.062	0.062				
0431	Men's footwear, excluding athletic	0.037	0.039	0442	Gloves	0.002	0.002
05	Men's footwear, excluding athletic	0.037	0.039	01	Gloves	0.002	0.002
0501	Men's footwear, except slippers	0.037	0.037	0103	All leather dress & semidress gloves and m	0.002	0.002
0505	Men's slippers	-	0.002	0104	All leather work gloves and mittens	0.000	0.000

See footnotes at end of table.

Table 11. Relative importance of commodity groupings and individual items in the producer price index with respect to all commodities, December 2002¹--Continued

Commodity code	Index	Relative importance		Commodity code	Index	Relative importance	
		Revised (1997)	Former (1997)			Revised (1997)	Former (1997)
0443	Industrial leather	0.004	0.004	054	Electric power	5.707	5.716
01	Industrial leather	0.004	0.004	0541	Residential electric power	2.378	2.381
0103	Industrial leather belting/other industria	0.004	0.004	21	Residential electric power	2.378	2.381
0444	Footwear cut stock	0.004	0.004	2101	Residential electric power	2.378	2.381
01	Footwear cut stock	0.004	0.004	0542	Commercial electric power	1.853	1.856
0102	Boot and shoe cut stock and findings	0.004	0.004	21	Commercial electric power	1.853	1.856
0445	Leather/leather-like goods, n.e.c.	0.022	0.022	2101	Commercial electric power	1.853	1.856
01	Leather/leather-like goods, n.e.c.	0.022	0.022	0543	Industrial electric power	1.299	1.301
0101	Leather/leather-like goods, other than bel	0.011	0.011	21	Industrial electric power	1.299	1.301
0111	Leather belts	0.011	0.011	2101	Industrial electric power	1.299	1.301
05	Fuels and related products and power	16.421	16.447	0545	Other electric power	0.177	0.177
051	Coal	0.489	0.489	21	Other electric power	0.177	0.177
0511	Anthracite	0.003	0.003	2101	Other electric power	0.177	0.177
01	Prepared anthracite shipped	0.002	0.002	055	Utility natural gas	3.272	3.277
0117	Prepared anthracite shipped	0.002	0.002	0551	Residential natural gas	1.172	1.174
02	Unprepared anthracite shipped	0.001	0.001	21	Residential natural gas	1.172	1.174
0214	Unprepare anthracite shipped	0.001	0.001	2101	Residential natural gas	1.172	1.174
0512	Bituminous coal and Lignite	0.485	0.486	0552	Commercial natural gas	0.714	0.715
08	Unprepared bituminous coal and Lignite	0.076	0.076	21	Commercial natural gas	0.714	0.715
0801	Unprepared bituminous coal and Lignite	0.076	0.076	2101	Commercial natural gas	0.714	0.715
09	Prepared bituminous and Lignite	0.409	0.410	0553	Industrial natural gas	1.078	1.080
0901	Mechanically cleaned bituminous coal and l	0.019	0.019	21	Industrial natural gas	1.078	1.080
0902	Bituminous coal and Lignite, other prepara	0.390	0.391	2101	Industrial natural gas	1.078	1.080
052	Coke oven products	0.058	0.058	0554	Natural gas to electric utilities	0.307	0.307
0522	Coke	0.058	0.058	21	Natural gas to electric utilities	0.307	0.307
01	Coke	0.058	0.058	2101	Natural gas to electric utilities	0.307	0.307
0105	Coke oven and blast furnace products	0.058	0.058	0555	Other natural gas	0.001	0.001
053	Gas fuels	2.339	2.342	21	Other natural gas	0.001	0.001
0531	Natural gas	1.894	1.897	2101	Other natural gas	0.001	0.001
01	Natural gas	1.894	1.897	056	Crude petroleum (domestic production)	0.974	0.975
0105	Natural gas	1.894	1.897	0561	Crude petroleum (domestic production)	0.974	0.975
0532	Liquefied petroleum gas	0.445	0.445	01	Crude petroleum (domestic production)	0.974	0.975
01	Liquefied petroleum gas	0.445	0.445	0102	Crude petroleum (domestic production)	0.974	0.975
0104	Propane	0.106	0.106	057	Petroleum products, refined	3.488	3.494
0105	Butane and isobutane	0.094	0.094	0571	Gasoline	1.848	1.851
0107	Gas mixtures and other natural gas liquids	0.244	0.245				

See footnotes at end of table.

Table 11. Relative importance of commodity groupings and individual items in the producer price index with respect to all commodities, December 2002--Continued

Commodity code	Index	Relative importance		Commodity code	Index	Relative importance	
		Revised (1997)	Former (1997)			Revised (1997)	Former (1997)
03	Unleaded premium gasoline	0.336	0.337	0107	Chlorine	0.018	0.018
0304	Unleaded premium gasoline	0.336	0.337	0108	Sodium hydroxide (caustic soda)	0.025	0.025
04	Unleaded regular gasoline	1.295	1.297	0109	Other alkalis	0.009	0.009
0404	Unleaded regular gasoline	1.295	1.297	02	Other inorganic chemicals	0.447	0.448
05	Unleaded mid-premium gasoline	0.202	0.202	0209	Aluminum compounds	0.041	0.041
0504	Unleaded mid-premium gasoline	0.202	0.202	0213	Lime, inc. quick, hydrated & dead burned do	0.025	0.026
06	Aviation gasoline	0.015	0.015	0217	Potassium & sodium compounds, ex. bleaches	0.056	0.056
0604	Aviation gasoline	0.015	0.015	0224	Other inorganic acids, inc. hydrochloric	0.012	0.012
0572	Kerosene and jet fuels	0.391	0.392	0232	Sulfuric acid	0.015	0.015
02	Kerosene	0.030	0.030	0252	Barite	0.000	0.000
0201	Kerosene	0.030	0.030	0271	Rock salt	0.005	0.005
03	Jet fuel	0.362	0.362	0272	Sulfur	0.001	0.001
0301	Jet fuel	0.362	0.362	0274	Processed or refined potassium salts	0.008	0.008
0573	Light fuel oils	0.792	0.793	0275	Boron compounds	0.006	0.006
02	Home heating oil and other distillates	0.335	0.335	0278	Crude potassium salts	0.000	0.000
0201	Home heating oil and distillates	0.335	0.335	0279	Fluoy spar	0.000	0.000
03	#2 diesel fuel	0.457	0.458	0282	Other inorganic chemicals	0.276	0.276
0302	No. 2 diesel fuel	0.457	0.458	0614	Basic organic chemicals	2.160	2.164
0574	Residual fuels	0.118	0.118	01	Primary	0.714	0.715
07	Residual fuels	0.118	0.118	0197	Aromatics, not made in a refinery	0.223	0.223
0703	Heavy fuel oils, incl. #5, #6, & other res	0.118	0.118	0198	Liquid refinery gases	0.471	0.472
0575	Lubricating oil materials	0.159	0.159	0199	Other primary basic organic chemicals	0.020	0.020
01	Lubricating oil base stocks	0.159	0.159	02	Intermediate	0.198	0.198
0121	Lubricating oil base stocks	0.159	0.159	0281	Cyclic intermediate chemicals	0.180	0.180
0576	Finished lubricants	0.181	0.181	0282	Synthetic organic dyes	0.018	0.018
03	Lubricating grease	0.014	0.014	03	Other basic organics	1.248	1.250
0303	Lubricating grease	0.014	0.014	0341	Ethanol (ethyl alcohol)	0.048	0.048
04	Lubricating and similar oils	0.167	0.168	0399	Other basic organics	1.201	1.202
0401	Lubricating and similar oils	0.167	0.168	062	Paints and allied products	0.544	0.545
058	Petroleum and coal products, n.e.c.	0.096	0.096	0621	Prepared paint	0.373	0.374
0581	Petroleum and coal products, n.e.c.	0.096	0.096	01	Architectural coatings	0.154	0.155
01	Petroleum and coal products, n.e.c.	0.096	0.096	0101	Interior water based paint	0.071	0.071
0112	Asphalt	0.069	0.069	0131	Interior solvent based paint	0.019	0.019
0119	Other petroleum and coal products	0.027	0.027	0171	Exterior solvent based paint	0.025	0.025
06	Chemicals and allied products	8.624	8.637	0181	Exterior water based paint	0.038	0.038
061	Industrial chemicals	2.676	2.681	0193	Architectural laquers	0.002	0.002
0613	Basic inorganic chemicals	0.516	0.517	02	OEM finishes	0.132	0.132
01	Alkalies and chlorine	0.069	0.069	0201	OEM finishes	0.132	0.132
0103	Natural sodium carbonate and sulfate	0.017	0.017	03	Special purpose coatings	0.087	0.087
				0301	Special purpose coatings	0.087	0.087
				0622	Paint materials	0.128	0.129
				01	Paint resins	0.002	0.002
				0136	Linseed oil	0.002	0.002
				02	Paint colors	0.108	0.108
				0206	Iron oxide pigments	0.007	0.007

See footnotes at end of table.

Table 11. Relative importance of commodity groupings and individual items in the producer price index with respect to all commodities, December 2002¹--Continued

Commodity code	Index	Relative importance		Commodity code	Index	Relative importance	
		Revised (1997)	Former (1997)			Revised (1997)	Former (1997)
0209	Titanium pigments	0.055	0.055	07	Vitamins, nutrients & hematinic preps.	0.133	0.133
0298	All other organic pigments	0.029	0.029	0701	Vitamins, nutrients and hematinic preparat	0.133	0.133
0299	All other inorganic pigments	0.017	0.017	08	Parasitic and infective diseases	0.210	0.211
04	Paint fillers	0.018	0.019	0801	Parasitic and infective diseases	0.210	0.211
0407	Kaolin and ball clay	0.018	0.019				
0623	Allied and miscellaneous paint products	0.043	0.043	064	Fats and oils, inedible	0.028	0.028
01	Allied and miscellaneous paint products	0.043	0.043	0641	Fats and oils, inedible	0.028	0.028
0111	Paint and varnish removers	0.003	0.003	01	Fats and oils, inedible	0.028	0.028
0112	Thinners for dopes, lacquers & oleoresinou	0.010	0.010	0131	Soybean oil, processed for inedible purpos	0.000	0.000
0113	Misc. related prod., inc putty, brush clea	0.030	0.030	0132	Inedible tallow and grease, except wool gr	0.028	0.028
063	Drugs and pharmaceuticals	2.077	2.080	065	Agricultural chemicals and chemical products	0.460	0.461
0631	Medicinal and botanical chemicals	0.239	0.240	0651	Mixed fertilizers	0.034	0.034
02	Medicinal and botanical chemicals	0.239	0.240	05	Mixed fertilizers	0.034	0.034
0201	Synthetic organic medicinal chemicals, bul	0.193	0.193	0501	Mixed fertilizers	0.034	0.034
0202	Other medicinals and botanicals, bulk	0.047	0.047				
0634	Preparations, veterinary	0.033	0.033	0652	Fertilizer materials	0.193	0.194
03	Veterinary preparations	0.033	0.033	01	Nitrogenates	0.081	0.081
0302	Veterinary preparations	0.033	0.033	0105	Anhydrous ammonia	0.033	0.033
0637	Biological products	0.304	0.305	0111	Solid & solution nitrate	0.014	0.014
11	Blood & derivatives, human use	0.031	0.031	0116	Ammonium sulfate	0.002	0.002
1111	Blood and blood derivatives for human use	0.031	0.031	0126	Nitrogen solutions	0.016	0.016
12	Vaccines, toxoids & antigens for human use	0.033	0.033	0127	Nitric acid	0.002	0.002
1219	Vaccines, toxoids and antigens for human u	0.033	0.033	0136	Urea	0.013	0.013
14	Diagnostics and other biologicals	0.212	0.212	0137	Fertilizer materials of organic origin	0.002	0.002
1402	Diagnostic substances	0.166	0.166	02	Phosphates	0.113	0.113
1403	Allergenic products	0.046	0.046	0258	Phosphate rock, crude	0.001	0.001
15	Biologicals for veterinary use	0.017	0.017	0259	Phosphate rock, processed	0.023	0.023
1514	Veterinary vaccines	0.012	0.013	0263	Triple superphosphates	0.005	0.005
1516	Other biologicals for veterinary use	0.004	0.004	0264	Normal and enriched superphosphates	0.000	0.000
16	Biological prod. for indus. & other uses	0.012	0.012	0265	Ammonium phosphates	0.052	0.052
1601	Biological products for industrial & other	0.012	0.012	0267	Phosphoric acid, 52-54% APA	0.031	0.031
				0269	Other phosphatic fertilizer materials	0.001	0.001
0638	Pharmaceutical preparations	1.501	1.503	0653	Other agricultural chemicals	0.233	0.233
01	Neoplasms, endocrine & metabolic disease	0.150	0.150	01	Other agricultural chemicals	0.233	0.233
0101	Neoplasms, endocrine system, and metabolic	0.150	0.150	0101	Nonhousehold insecticides	0.037	0.037
02	Central nervous system and sense org	0.307	0.308	0102	Nonhousehold herbicides	0.119	0.120
0201	Central nervous system and sense organs	0.307	0.308	0103	Nonhousehold fungicides	0.013	0.013
03	Cardiovascular system	0.243	0.244	0104	Other nonhousehold pesticides	0.039	0.039
0301	Cardiovascular system	0.243	0.244	0105	Household pesticides	0.025	0.025
04	Respiratory system	0.159	0.159	066	Plastic resins and materials	0.948	0.949
0401	Respiratory system	0.159	0.159				
05	Digestive and genito-urinary systems	0.249	0.249	0662	Thermoplastic resins	0.756	0.757
0501	Digestive and genito-urinary systems	0.249	0.249	02	Polyester resins, saturated	0.059	0.059
06	Skin preparations	0.048	0.048	0204	Polyester resins, saturated	0.059	0.059
0601	Skin preparations	0.048	0.048				

See footnotes at end of table.

Table 11. Relative importance of commodity groupings and individual items in the producer price index with respect to all commodities, December 2002¹--Continued

Commodity code	Index	Relative importance		Commodity code	Index	Relative importance	
		Revised (1997)	Former (1997)			Revised (1997)	Former (1997)
05	Polypropylene resins	0.051	0.051	0235	Propellants	0.002	0.002
0504	Polypropylene resins	0.051	0.051	0239	All other explosives	0.002	0.002
06	Styrene plastics materials	0.106	0.106	03	Industrial gases	0.101	0.101
0604	Styrene plastics materials	0.106	0.106	0301	Acetylene	0.004	0.004
07	Vinyl and vinylidene resins	0.125	0.125	0302	Carbon dioxide	0.008	0.008
0705	Vinyl and vinylidene resins	0.125	0.125	0303	Nitrogen	0.030	0.030
11	Other thermoplastic resins	0.416	0.417	0304	Oxygen	0.021	0.021
1101	Polyethylene resins	0.240	0.241	0305	Argon	0.012	0.012
1102	Acrylic resins	0.045	0.045	0306	Hydrogen	0.018	0.018
1103	Other thermoplastic resins, incl. nylon	0.131	0.131	0307	Helium	0.007	0.007
0663	Thermosetting resins	0.192	0.192	0308	Other industrial gases, n.e.c.	0.002	0.002
06	Thermosetting resins	0.192	0.192	04	Adhesives and sealants	0.165	0.165
0601	Thermosetting resins	0.192	0.192	0401	Natural base glues and adhesives	0.008	0.008
067	Other chemicals and allied products	1.891	1.894	0402	Synthetic resin and rubber adhesives	0.110	0.110
0671	Soap and synthetic detergents	0.315	0.315	0403	Caulking compounds and sealants	0.047	0.047
04	Soaps & synth. detergents, ex. glycerin	0.315	0.315	05	Surface active agents	0.125	0.125
0401	Soaps and detergents, nonhousehold	0.094	0.094	0501	Textile and leather assistants and	0.012	0.012
0402	Household detergents	0.183	0.183	0502	Bulk surfactants	0.113	0.113
0403	Household soap, except specialty cleaners	0.038	0.038	06	Gum and wood chemicals	0.024	0.024
0672	Specialty cleaning, polish. & san. prods.	0.170	0.170	0601	Softwood distillation products	0.002	0.002
01	Specialty cleaning, polishing & san. prods.	0.170	0.170	0603	Hardwood distillation products	0.010	0.010
0101	Household bleaches	0.024	0.024	0606	Tall oils	0.007	0.007
0102	Specialty cleaning and sanitation products	0.118	0.118	0609	All other gum & wood chemicals, inc gum na	0.004	0.004
0103	Polishing preparations and related product	0.027	0.027	09	Other miscellaneous chemical products	0.393	0.394
0675	Cosmetics and other toilet preparations	0.577	0.578	0904	Salt, evaporated and solar	0.012	0.013
02	Shaving preparations	0.012	0.012	0918	Carbon, black	0.025	0.025
0206	Shaving preparations	0.012	0.012	0919	Printing ink	0.092	0.092
03	Perfume, cologne & toilet water	0.076	0.077	0921	Fatty acids	0.014	0.014
0306	Perfumes, cologne and toilet water	0.076	0.077	0961	Water-treating compounds	0.052	0.052
04	Hair preparations	0.141	0.141	0981	Gelatin, except ready-to-eat desserts	0.010	0.010
0407	Hair preparations	0.141	0.141	0999	Other chemical preparations, n.e.c.	0.188	0.188
05	Dentifrices	0.051	0.052	07	Rubber and plastic products	3.296	3.294
0506	Dentifrices	0.051	0.052	071	Rubber and rubber products	0.787	0.787
14	Creams, lotions and oils	0.105	0.105	0711	Rubber, except natural rubber	0.132	0.132
1401	Creams, lotions and oils	0.105	0.105	02	Synthetic rubber	0.132	0.132
15	Other cosmetics and toilet preparations	0.191	0.191	0215	Polybutadiene	0.010	0.010
1501	Other cosmetics and toilet preparations	0.191	0.191	0217	Nitrile-solid	0.007	0.007
0679	Misc. chemical prod. and preparations	0.829	0.831	0219	Styrene butadiene-solid	0.025	0.025
02	Explosives	0.022	0.022	0221	Styrene butadiene-latex	0.010	0.010
0224	Electric blasting caps	0.002	0.002	0231	Ethylene propylene	0.013	0.013
0225	Other blasting accessories	0.004	0.004	0299	Other synthetic rubber	0.065	0.065
0231	ANFO, except slurry	0.006	0.006	0712	Tires, tubes, tread, & repair materials	0.269	0.269
0232	Water gel and slurries, except permissible	0.003	0.003	01	Tires	0.246	0.246
0233	Other industrial explosives	0.004	0.004	0101	Passenger car non-radial tires	0.002	0.002

See footnotes at end of table.

Table 11. Relative importance of commodity groupings and individual items in the producer price index with respect to all commodities, December 2002¹--Continued

Commodity code	Index	Relative importance		Commodity code	Index	Relative importance	
		Revised (1997)	Former (1997)			Revised (1997)	Former (1997)
0103	Passenger car radial tires	0.107	0.107	06	Plastic construction products	0.345	0.345
0105	Truck/bus tires, including off-highway	0.111	0.110	0601	Plumbing products	0.094	0.094
0111	Tractor/implement tires	0.016	0.016	0602	Other plastic construction products	0.251	0.251
0121	Other pneumatic and all solid tires	0.011	0.011				
02	Inner tubes	0.003	0.003	0722	Unsupp. plastic film/sheet/other shapes	0.430	0.430
0223	Truck/bus inner tubes	0.001	0.001	05	Unsupported plastic film	0.430	0.430
0299	All other inner tubes	0.002	0.002	0501	Unsupported plastic film/sheet/other shape	0.430	0.430
03	Tread rubber, tire sundries, & repair matl.	0.019	0.019				
0351	Tread rubber, natural and synthetic	0.015	0.015	0723	Laminated plastic sheets, rods, and tubes	0.075	0.075
0353	Other tire sundries and repair materials,	0.004	0.004	04	Laminated plastic sheets, rods, and tubes	0.075	0.075
				0401	Laminated plastic sheets	0.075	0.075
0713	Miscellaneous rubber products	0.387	0.386				
01	Footwear	0.019	0.019	0725	Packaging products from plastics	0.367	0.366
0107	Protective footwear	0.005	0.005	02	Plastic packaging (except film and sheet)	0.367	0.366
0108	Non-protective footwear, fabric upper	0.014	0.014	0201	Plastic packaging (except film and sheet)	0.367	0.366
03	Rubber and plastic belts and belting	0.030	0.030				
0361	Conveyor and elevator	0.010	0.009	0726	Parts for manufacturing from plastics	0.538	0.537
0362	Transmission	0.000	0.000	01	Parts for transportation equip.	0.322	0.322
0363	Other flat rubber and plastics belts and b	0.001	0.001	0105	Parts for transportation equipment	0.322	0.322
0364	Motor vehicle belts	0.010	0.010	02	Other parts and components for mfg.	0.156	0.156
0369	Non-flat rubber and plastic belts	0.009	0.009	0205	Other parts and components for manufacturi	0.156	0.156
04	Rubber hose	0.045	0.045	03	Plastic components for furniture	0.059	0.059
0453	Hose, long length, textile, nonhydraulic	0.009	0.009	0305	Plastic components for furniture	0.059	0.059
0456	Hose, garden	0.001	0.001				
0458	Hose, hand built, nonwire wrapped	0.000	0.000	0728	Consumer, institut., & comm. prod., nec.	0.385	0.385
0459	Hose, machine made, wrapped	0.001	0.001	02	Consumer, institutional, & comm. prod., nec	0.385	0.385
0461	Hose, circular woven, single jacket	0.000	0.000	0201	Consumer, institution & commercial product	0.385	0.385
0462	Circular woven double jacket hose	0.000	0.000				
0463	Hose, braided or loomed, helical reinforce	0.001	0.001	0729	Other plastic products	0.369	0.368
0464	Hose, handbuilt, wire wrapped reinforced	0.002	0.002	01	Other plastic products	0.369	0.368
0481	Hose, hydraulic	0.010	0.010	0196	Custom compounding of purchased plastic re	0.169	0.169
0482	Hose, mandrel made, textile, nonhydraulic	0.005	0.005	0197	Reinforced fiberglass and plastic products	0.116	0.116
0483	Hose, mandrel made, wire, nonhydraulic	0.002	0.002	0198	Foam products, ex. polystyrene and urethan	0.084	0.084
0484	All other rubber hose	0.013	0.013				
06	Miscellaneous rubber products, n.e.c	0.293	0.293				
0602	Molded rubber mechanical goods	0.092	0.092	08	Lumber and wood products	1.802	1.800
0603	Extruded and lathe cut, mechanical rubber	0.043	0.043				
0604	Industrial rubber products, n.e.c.	0.041	0.041	081	Lumber	0.512	0.511
0605	Rubber clothing and coated fabrics	0.010	0.010				
0606	Other rubber goods	0.026	0.026	0811	Softwood lumber	0.317	0.316
0607	Sponge and foam rubber	0.025	0.025	01	Douglas fir, dressed	0.041	0.041
0608	Rubber floor and wall coverings	0.016	0.016	0125	Boards under 2" thick	0.009	0.009
0609	Rubber shoe products	0.003	0.003	0126	2" lumber	0.030	0.030
0612	Compounds or mixtures	0.008	0.008	0127	Timbers & lumber over 2" thick	0.002	0.002
0614	Rubber druggist & medical sundries, incl.	0.023	0.023	02	Southern pine, dressed	0.060	0.060
0615	Prophylactics	0.005	0.005	0245	Boards under 2" thick	0.010	0.010
				0246	2" lumber	0.047	0.047
072	Plastic products	2.509	2.507	0247	Timbers & lumber over 2" thick	0.003	0.003
				03	Other species, dressed	0.107	0.107
0721	Construction products from plastics	0.345	0.345				

See footnotes at end of table.

Table 11. Relative importance of commodity groupings and individual items in the producer price index with respect to all commodities, December 2002¹--Continued

Commodity code	Index	Relative importance		Commodity code	Index	Relative importance	
		Revised (1997)	Former (1997)			Revised (1997)	Former (1997)
0331	Eastern species (ex. Southern pine)	0.024	0.024	0199	Miscellaneous millwork and cork products	0.075	0.075
0332	Western species (ex. Douglas fir)	0.083	0.083				
04	Rough softwood lumber	0.082	0.082	083	Plywood	0.151	0.151
0411	Eastern species	0.045	0.045				
0412	Western species	0.037	0.037	0831	Softwood plywood	0.080	0.080
05	Flooring, siding, and cut stock	0.027	0.027	01	Western, inland and other non-southern	0.055	0.055
0501	Softwood flooring	0.001	0.001	0111	Unsanded, cdx	0.034	0.034
0502	Woodsiding	0.002	0.002	0112	Unsanded, except cdx	0.005	0.005
0503	Softwood cut stock	0.024	0.024	0117	Sanded, including a-c	0.016	0.016
				02	Southern	0.016	0.016
0812	Hardwood lumber	0.195	0.195	0201	Cdx	0.010	0.010
01	Rough hardwood lumber	0.086	0.086	0203	Unsanded, except cdx	0.005	0.005
0107	Oak	0.036	0.036	0221	Sanded, including a-c	0.001	0.001
0113	Maple, gum, and ash rough	0.024	0.024	03	Softwood plywood type products	0.010	0.009
0133	Poplar	0.014	0.014	0301	Softwood plywood-type products	0.010	0.009
0199	Other rough hardwood lumber	0.012	0.012				
02	Dressed hardwood lumber, ex. siding	0.020	0.020	0832	Hardwood plywood and related products	0.037	0.037
0201	Oak	0.011	0.011	01	Hardwood plywood and related products	0.037	0.037
0202	Other than oak	0.009	0.009	0103	Hardwood plywood	0.030	0.030
03	Hardwood dimension	0.051	0.051	0105	Hardwood plywood products, incl. reinforce	0.007	0.007
0311	Hardwood dimension stock	0.040	0.040				
0312	Wood frames for household furniture	0.011	0.011	0833	Softwood plywood veneer, ex. rein./backed	0.013	0.013
04	Hardwood flooring	0.038	0.038	01	Softwood plywood veneer, ex. rein./backed	0.013	0.013
0401	Hardwood flooring	0.038	0.038	0111	Softwood plywood veneer, ex. reinforced or	0.013	0.013
082	Millwork	0.622	0.621	0834	Hardwood plywood veneer	0.020	0.020
0821	General millwork	0.448	0.448	01	Hardwood plywood veneer	0.020	0.020
01	General millwork	0.448	0.448	0101	Hardwood plywood veneer	0.020	0.020
0101	Wood kitchen cabinets and cabinetwork	0.142	0.142	084	Other wood products	0.156	0.156
0103	Vanities and other cabinetwork	0.023	0.023				
0112	Wood window units	0.073	0.072	0841	Wood pallets and skids	0.071	0.071
0122	Wood sash	0.004	0.004	01	Wood pallets and skids	0.071	0.071
0132	Wood window and door frames	0.011	0.011	0111	Wood pallets and skids	0.071	0.071
0142	Wood doors, flush and panel, interior and	0.054	0.054				
0152	Other wood doors, incl. garage, screen, st	0.037	0.037	0842	Boxes	0.018	0.018
0162	Wood mouldings, ex. prefinished from purch	0.038	0.038	01	Boxes	0.018	0.018
0175	Mirror and picture frames	0.033	0.033	0101	Nailed or lock-corner wooden boxes	0.004	0.004
0183	Other millwork products	0.034	0.034	0102	Wooden box and crate shoo	0.004	0.004
				0124	Wirebound boxes	0.005	0.005
0822	Prefabricated structural members	0.098	0.098	0125	Veneer and plywood containers, except boxe	0.000	0.000
01	Prefabricated structural members	0.098	0.098	0126	Slack and tight cooperage	0.004	0.004
0101	Roof trusses	0.065	0.065				
0102	Floor trusses, including I-beam floor jois	0.011	0.011	0849	Miscellaneous wood products	0.067	0.067
0103	Glued-laminated lumber	0.009	0.009	01	Miscellaneous wood products - non-contract	0.065	0.064
0104	Combination glued-laminated and sawn lumbe	0.009	0.009	0101	Wood chips	0.059	0.059
0106	Other fabricated structural wood products	0.005	0.005	0102	Railway and mine ties	0.001	0.001
				0105	Shingles, shakes, cooperage stock and exce	0.003	0.003
0823	Miscellaneous millwork products	0.075	0.075	0107	Wood lath, fencing, paling, and rails	0.001	0.001
01	Miscellaneous millwork products	0.075	0.075				

See footnotes at end of table.

Table 11. Relative importance of commodity groupings and individual items in the producer price index with respect to all commodities, December 2002¹--Continued

Commodity code	Index	Relative importance		Commodity code	Index	Relative importance	
		Revised (1997)	Former (1997)			Revised (1997)	Former (1997)
0109	Other sawmill/planning mill products	0.000	0.000	0912	Wastepaper	0.147	0.147
02	Mfg of lumber owned by others (contract wk)	0.003	0.003	01	News	0.013	0.013
0201	Contract or custom work	0.003	0.003	0121	Northeast	0.001	0.001
085	Logs, bolts, timber and pulpwood	0.212	0.212	0122	North Central	0.004	0.004
0851	Logs, bolts, timber and pulpwood	0.212	0.212	0123	South	0.002	0.002
01	Softwood logs, bolts and timber	0.154	0.154	0124	West	0.005	0.005
0101	Douglas fir logs, bolts and timber	0.056	0.056	02	Mixed papers	0.005	0.005
0102	Other softwood logs and bolts	0.098	0.098	0221	Northeast	0.002	0.002
02	Hardwood logs, bolts and timber	0.016	0.016	0222	North Central	0.001	0.001
0201	Hardwood logs, bolts and timber	0.016	0.016	0223	South	0.001	0.001
03	Pulpwood	0.035	0.035	0224	West	0.000	0.000
0301	Softwood pulpwood	0.025	0.025	03	Corrugated	0.017	0.017
0302	Hardwood pulpwood	0.010	0.010	0321	Northeast	0.001	0.001
04	Other roundwood products	0.008	0.008	0322	North Central	0.001	0.001
0401	Other roundwood products	0.008	0.008	0323	South	0.009	0.009
086	Prefabricated wood buildings & components	0.070	0.070	0324	West	0.007	0.007
0861	Prefabricated wood buildings & components	0.070	0.070	07	High grades (pulp substitutes & deinking)	0.084	0.084
01	Prefabricated wood buildings & components	0.070	0.070	0721	Northeast	0.025	0.025
0101	Components not sold as complete units	0.007	0.007	0722	North Central	0.045	0.044
0102	Precut packages sold as complete units	0.018	0.018	0723	South	0.009	0.009
0103	Panelized buildings sold as complete units	0.012	0.012	0724	West	0.006	0.006
0104	Modular buildings shipped with floor & wal	0.034	0.034	08	Exports (all grades)	0.029	0.029
087	Treated wood and contract wood preserving	0.078	0.078	0801	Exports (all grades)	0.029	0.029
0871	Treated wood and contract wood preserving	0.078	0.078	0913	Paper	0.816	0.816
01	Treated wood	0.075	0.075	01	Writing and printing papers	0.509	0.508
0101	Poles, piles, and posts	0.014	0.014	0101	Ground wood paper, uncoated	0.034	0.034
0102	Other wood products	0.061	0.061	0118	Clay coated printing and converting paper	0.180	0.180
02	Contract wood preserving	0.003	0.003	0124	Publication and printing paper, all types	0.062	0.062
0201	Contract wood preserving	0.003	0.003	0138	Bond and all writing paper	0.124	0.124
09	Pulp, paper, and allied products	8.418	8.411	0144	Cover & text papers & misc. uncoated frees	0.063	0.063
091	Pulp, paper, and prod., ex. bldg. paper	3.613	3.610	0145	Cotton fiber paper and thin paper	0.017	0.017
0911	Woodpulp	0.117	0.117	0147	Bleached bristols, coated and uncoated	0.029	0.029
02	Paper-making woodpulp	0.086	0.086	02	Newsprint	0.063	0.063
0213	Sulfate woodpulp, including soda	0.082	0.082	0291	Newsprint	0.063	0.063
0223	Sulfite and other woodpulp	0.004	0.004	03	Packaging and industrial converting paper	0.162	0.162
03	Special alpha and dissolving woodpulp	0.018	0.018	0303	Unbleached kraftpackaging/industrial convt	0.031	0.031
0311	Special alpha and dissolving woodpulp	0.018	0.018	0319	Packaging/industrial convt. paper, ex unbl	0.025	0.025
04	Pulp, other than wood, inc pulp mill byprod	0.012	0.012	0321	Coated and laminated single and multi-web	0.029	0.029
0411	Other pulp, including byproducts	0.012	0.012	0322	Coated and laminated single and multi-web	0.076	0.076
				04	Special industrial paper	0.038	0.038
				0401	Special industrial paper	0.038	0.038
				05	Coated and laminated paper, n.e.c.	0.045	0.045
				0501	Coated and laminated paper, n.e.c.	0.045	0.045
				0914	Paperboard	0.493	0.493
				05	Corrugated paperboard in sheets and rolls	0.057	0.057
				0551	Corrugated paperboard in sheets and rolls	0.057	0.057
				11	Paperboard, ex. corrugated paperboard	0.436	0.435

See footnotes at end of table.

Table 11. Relative importance of commodity groupings and individual items in the producer price index with respect to all commodities, December 2002¹--Continued

Commodity code	Index	Relative importance		Commodity code	Index	Relative importance	
		Revised (1997)	Former (1997)			Revised (1997)	Former (1997)
1103	Bleached pkg. & ind. converting paperboard	0.083	0.083	092	Building paper & building board mill prods.	0.111	0.110
1104	Semichemical paperboard	0.026	0.026				
1105	Recycled paperboard	0.147	0.147	0922	Hardboard, particleboard & fiberboard prods.	0.104	0.103
1107	Unbleached kraft packaging/indust. convert	0.178	0.177	01	Particleboard and fiberboard	0.080	0.079
1108	Wet machine board	0.002	0.002	0123	Particleboard	0.025	0.036
0915	Converted paper and paperboard products	1.872	1.871	0124	Particleboard, extruded-type	0.030	0.030
01	Sanitary paper products, including stock	0.441	0.441	0131	Medium density fiberboard	0.010	0.013
0123	Sanitary paper products, including stock	0.441	0.441	0141	Prefinished particleboard & mdf made from	0.015	-
02	Paper, plastic, and foil bags	0.225	0.225	02	Hardboard and fabricated hardboard products	0.024	0.024
0214	Grocers' and variety bags (paper)	0.024	0.024	0201	Hardboard and fabricated hardboard product	0.024	0.024
0216	Specialty bags and liners	0.164	0.164	0923	Building board, const. paper & felt stock	0.007	0.007
0218	Shipping sacks and multiwall bags, all	0.037	0.036	01	Board: asphalt, hardpressed, insul. roofing	0.007	0.007
03	Paper boxes and containers	0.826	0.826	0102	Insulating fiberboard	0.003	0.003
0301	Corrugated shipping containers	0.545	0.545	0103	Construction paper	0.004	0.004
0322	Setup paperboard boxes	0.016	0.016	093	Publications, printed matter & printing mat'l	4.694	4.691
0332	Folding paperboard boxes, including retail	0.170	0.170				
0337	Paperboard fiber drums	0.012	0.012	0931	Newspapers	1.019	1.018
0351	Milk and milk-type containers	0.013	0.013	01	Circulation	0.208	0.208
0352	Cups and liquid-tight containers	0.030	0.030	0101	Daily & Sunday newspapers (subscriptions a	0.190	0.189
0359	Other sanitary food containers	0.040	0.040	0105	Weekly & other newspapers (subscriptions a	0.019	0.019
04	Packaging accessories	0.058	0.058	02	Advertising	0.810	0.809
0441	Other corrugated and solid fiber products	0.049	0.049	0201	Daily & Sunday newspapers (advertising)	0.732	0.731
0451	Gift wrapping paper	0.009	0.009	0205	Weekly and other newspapers (advertising)	0.079	0.078
06	Office supplies and accessories	0.168	0.168	0932	Periodicals	0.721	0.720
0636	Envelopes	0.078	0.078	01	Circulation	0.299	0.298
0642	Inked ribbons	0.016	0.016	0129	Special business/professional periodicals,	0.131	0.131
0644	Carbon and stencil paper	0.002	0.002	0145	General & consumer periodicals, subscripti	0.101	0.101
0645	File folders	0.021	0.021	0152	General & consumer periodicals, single cop	0.066	0.066
0652	Stationery	0.005	0.005	02	Advertising	0.391	0.391
0653	Tablets and related products	0.026	0.026	0229	Specialized business/professional periodic	0.162	0.162
0654	Other die-cut paper or board office suppli	0.002	0.002	0238	General & consumer periodicals, advertisin	0.229	0.228
0655	Business machine paper & other paper offic	0.017	0.017	03	Other periodicals: circulation/advertising	0.031	0.031
07	Fiber and composite cans & related products	0.045	0.045	0301	Farm periodicals	0.004	0.004
0701	Fiber cans, cores, tubes, and related prod	0.045	-	0303	Other periodicals	0.028	0.028
0755	Food products, including pet food	-	0.013	0933	Book publishing	0.516	0.515
0757	Cores and tubes	-	0.029	01	Textbooks	0.174	0.174
0759	Vulcanized and miscellaneous non-food prod	-	0.003	0101	Textbook publishing, including teachers' e	0.174	0.174
08	Pressed and molded pulp goods	0.010	0.010	02	Technical, scientific & professional books	0.116	0.116
0814	Pressed and molded pulp goods	0.010	0.010	0201	Technical, scientific, and professional	0.116	0.116
09	Misc. converted paper and board products	0.099	0.099	03	Religious books	0.019	0.019
0901	Pasted, lined, laminated or surface coated	0.027	0.027	0301	Religious book publishing	0.019	0.019
0902	Wall coverings	0.011	0.011	04	General books	0.176	0.175
0999	Other converted paper and board products	0.061	0.061	0414	Mass market rack-size book publishing	0.020	0.020
0916	Pressure sensitive and gummed products	0.167	0.167	0416	Adult trade and juvenile	0.111	0.110
01	Pressure sensitive and gummed products	0.167	0.167	0417	Book club and mail order book publishing	0.045	0.045
0101	Pressure sensitive products	0.162	0.162				
0102	Gummed products	0.005	0.005				

See footnotes at end of table.

Table 11. Relative importance of commodity groupings and individual items in the producer price index with respect to all commodities, December 2002¹--Continued

Commodity code	Index	Relative importance		Commodity code	Index	Relative importance	
		Revised (1997)	Former (1997)			Revised (1997)	Former (1997)
05	General reference books	0.009	0.009	11	Commercial printing, n.e.c.	0.121	0.121
0501	General reference book publishing	0.009	0.009	1101	Screen printing, excluding textiles	0.068	0.068
08	Other books, incl. music books & pamphlets	0.023	0.023	1102	Engraving	0.009	0.009
0801	Other book publishing, excluding pamphlets	0.020	0.020	1103	Laser printing	0.023	0.023
0802	Pamphlet publishing (5 to 48 pages)	0.003	0.003	1104	Flexographic printing	0.021	0.021
0934	Book printing	0.116	0.116	0938	Blankbooks, binders, and bookbinding work	0.136	0.135
01	Book printing	0.116	0.116	01	Bankbooks, looseleaf binders, and devices	0.089	0.089
0105	Textbooks, printing and binding	0.022	0.022	0101	Blankbook making	0.050	0.050
0106	Technical, scientific & profes. printing &	0.022	0.022	0102	Looseleaf binders and devices	0.039	0.039
0107	Religious book printing	0.008	0.008	02	Bookbinding and related work	0.046	0.046
0108	General book (trade, etc.), printing and b	0.031	0.031	0201	Hardcover bookbinding	0.008	0.008
0109	Other books and pamphlets	0.034	0.034	0202	Other bookbinding	0.038	0.038
0935	Manifold business forms	0.157	0.157	0939	Services for the printing trade	0.107	0.107
01	Manifold business forms	0.157	0.157	01	Typesetting	0.052	0.052
0101	Unit set forms	0.051	0.051	0101	Typesetting	0.052	0.052
0102	Manifold books	0.004	0.004	04	Platemaking services	0.055	0.055
0103	Custom continuous forms	0.068	0.068	0401	Preparation of lithographic plates	0.006	0.006
0104	Stock continuous forms	0.034	0.034	0402	Lithographic platemaking services	0.034	0.034
				0403	Platemaking services, except lithographic	0.015	0.015
0936	Greeting cards and misc. publishing	0.532	0.532	10	Metals and metal products	8.967	8.959
01	Miscellaneous publishing	0.532	0.532	101	Iron and steel	2.240	2.238
0104	Greeting card publishing	0.102	0.102	1011	Iron ore	0.038	0.038
0105	Miscellaneous publishing	0.430	0.430	05	Iron Ores	0.038	0.038
0937	Commercial printing	1.391	1.390	0555	Iron Ores	0.038	0.038
01	Magazine and periodical printing	0.134	0.134	1012	Iron and steel scrap	0.255	0.255
0102	Lithographic	0.122	0.122	11	Carbon steel scrap	0.212	0.212
0103	Gravure	0.011	0.011	1191	Heavy melting scrap	0.079	0.079
0104	Letterpress	0.001	0.001	1192	Carbon steel scrap bundles	0.067	0.067
02	Label and wrapper printing for packaging	0.179	0.179	1193	Shredded carbon steel scrap	0.024	0.024
0201	Letterpress	0.110	0.110	1194	Cut plate and structural scrap	0.032	0.032
0202	Lithographic	0.053	0.052	1195	Other carbon steel scrap	0.010	0.010
0203	Gravure	0.016	0.016	12	Stainless and alloy steel scrap	0.021	0.021
03	Catalog and directory printing	0.141	0.141	1208	Stainless and other alloy steel scrap	0.021	0.021
0302	Lithographic	0.130	0.129	13	Cast iron scrap	0.021	0.021
0303	Gravure	0.010	0.010	1308	Cast iron scrap	0.021	0.021
0304	Letterpress	0.001	0.001	14	Other ferrous scrap	0.001	0.001
04	Financial and legal printing	0.064	0.064	1406	Other ferrous scrap	0.001	0.001
0402	Lithographic	0.063	0.063	1015	Foundry and forge shop products	0.469	0.468
0404	Letterpress	0.000	0.000	02	Pressure & soil pipe & fittings, cast iron	0.044	0.044
05	Advertising printing	0.398	0.398	0235	Soil pipe & fittings, gray & ductile iron	0.006	0.006
0501	Letterpress	0.008	0.008	0237	Pressure pipe and fittings, ductile iron	0.036	0.036
0502	Lithographic	0.373	0.373				
0503	Gravure	0.017	0.017				
06	Other general job printing	0.356	0.356				
0601	Letterpress	0.035	0.035				
0602	Lithographic	0.319	0.319				
0603	Gravure	0.002	0.002				

See footnotes at end of table.

Table 11. Relative importance of commodity groupings and individual items in the producer price index with respect to all commodities, December 2002¹--Continued

Commodity code	Index	Relative importance		Commodity code	Index	Relative importance	
		Revised (1997)	Former (1997)			Revised (1997)	Former (1997)
0239	Pressure pipe and fittings, gray iron	0.001	0.001	0395	Other hot rolled sheet and strip	0.040	0.040
03	Motor vehicle castings, gray/ductile iron	0.090	0.090	04	Hot rolled bars, plates, & structural shape	0.243	0.243
0321	Castings for passenger cars, gray iron	0.036	0.036	0412	Carbon plates	0.050	0.050
0322	Castings for other motor vehicles, gray ir	0.019	0.019	0422	Bars, h.r., carbon	0.054	0.054
0323	Castings for passenger cars, ductile iron	0.022	0.022	0424	Bars, light structurals, carbon	0.010	0.010
0324	Castings for other motor vehicles, ductile	0.013	0.013	0425	Concrete reinforcing bars, carbon	0.036	0.036
04	Gray & ductile iron castings, other	0.119	0.119	0431	Plates, alloy	0.011	0.011
0423	Molds & stools for heavy steel ingots	0.001	0.001	0441	Bars, h.r. (including light structural), a	0.027	0.027
0425	Castings for construction & utility use	0.022	0.022	0445	Other hot rolled bar, plates & shapes, car	0.039	0.039
0427	Ductile iron castings, other	0.037	0.037	0455	Plate and structurals, stainless	0.012	0.012
0429	Gray iron castings, other	0.058	0.058	0461	Bars, h.r., stainless	0.006	0.006
05	Malleable iron castings	0.011	0.011	05	Steel wire	0.049	0.049
0511	Standard malleable iron castings	0.011	0.011	0521	Carbon steel wire	0.037	0.037
06	Steel investment castings	0.048	0.048	0537	Alloy wire	0.003	0.003
0614	Carbon and low alloy steel investment cast	0.012	0.012	0551	Wire, stainless steel	0.009	0.009
0621	High alloy steel investment castings	0.014	0.014	06	Steel pipe and tubes	0.322	0.322
0623	Hi-temp metal castings (iron, nickel, & co	0.021	0.021	0618	Line & standard pipe & oil country tubular	0.188	0.188
07	Other steel castings, carbon steel	0.026	0.026	0627	Structural pipe and tubing, carbon	0.014	0.014
0712	Railroad wheels and specialties	0.010	0.010	0628	Pressure tubing, carbon	0.006	0.006
0736	All other carbon steel castings	0.016	0.016	0629	Mechanical tubing, carbon	0.057	0.056
08	Other steel casting, high alloy & stainless	0.016	0.016	0651	Alloy pipe and tubing	0.039	0.039
0818	Other steel castings, high alloy & stainle	0.016	0.016	0665	Pressure tubing, stainless	0.012	0.012
09	Other steel castings, low alloy steel	0.016	0.016	0666	Mechanical tubing, stainless	0.003	0.003
0907	Railway specialties and rolls for rolling	0.000	0.000	0669	Other pipe and tubing, incl. std. pipe, st	0.004	0.004
0917	All other low alloy steel castings	0.016	0.016	07	Cold rolled sheets and strip	0.264	0.264
12	Open die or smith forgings, ferrous	0.013	0.013	0711	Sheets, c.r., carbon	0.158	0.158
1267	Open die or smith forgings, ferrous	0.013	0.013	0715	Strip, c.r., carbon	0.049	0.049
13	Other forge shop products	0.086	0.086	0733	Sheets and strip, c.r., alloy	0.009	0.009
1329	Seamless rolled ring forgings	0.010	0.010	0753	Sheet and strip, c.r., stainless	0.049	0.049
1359	Closed die forgings, ferrous	0.076	0.076	08	Cold finished bars	0.052	0.052
1016	Electrometallurgical products	0.022	0.022	0811	Bars, c.f., carbon	0.029	0.029
07	Ferrosilicon	0.006	0.006	0831	Bars, c.f., alloy	0.009	0.009
0701	Ferrosilicon	0.006	0.006	0851	Bars, C.F., stainless	0.014	0.014
08	Other ferroalloys and ferrous produc	0.016	0.016	102	Nonferrous metals	2.096	2.095
0801	Other ferroalloys and ferrous products	0.016	0.016	1021	Nonferrous metal ores	0.163	0.163
1017	Steel mill products	1.456	1.455	02	Copper ores	0.058	0.058
02	Semifinished steel mill products	0.076	0.076	0201	Copper ores	0.058	0.058
0291	Semifinished products, carbon	0.060	0.060	03	Lead and zinc ores	0.007	0.007
0292	Semifinished products, alloy	0.016	0.016	0301	Lead and zinc ores	0.007	0.007
0293	Semifinished products, stainless	0.001	0.001	04	Silver ores	0.003	0.003
03	Hot rolled sheet and strip, incl. tin mill	0.450	0.450	0401	Silver concentrates	0.003	0.003
0311	Sheets, h.r., carbon	0.180	0.180	05	Gold ores	0.079	0.079
0313	Sheets and strip, hot dipped galvanized, c	0.091	0.091	0501	Gold mill bullion, including dore	0.079	0.079
0315	Sheets and strip, electrolytic galvanized,	0.027	0.027	07	Ferroalloy ores	0.010	0.010
0319	Strip, h.r., carbon	0.006	0.006	0701	Ferroalloy ores	0.010	0.010
0326	Tinplate	0.069	0.069	08	Uranium-radium-vanadium ores	0.002	0.002
0329	Other tin mill products	0.019	0.019	0802	Uranium concentrated and precipitates	0.002	0.002
0352	Sheet and strip, h.r. stainless steel	0.018	0.018				

See footnotes at end of table.

Table 11. Relative importance of commodity groupings and individual items in the producer price index with respect to all commodities, December 2002¹--Continued

Commodity code	Index	Relative importance		Commodity code	Index	Relative importance	
		Revised (1997)	Former (1997)			Revised (1997)	Former (1997)
09	Bauxite and other aluminum ores	0.000	0.000	0449	Refined lead	0.013	0.013
0901	Bauxite and other aluminum ores	0.000	0.000	05	Refined zinc, slab and dust	0.007	0.007
11	Other nonferrous metal ores	0.004	0.004	0559	Refined zinc, slab and dust	0.007	0.007
1101	Other nonferrous metal ores	0.004	0.004	06	Precious metals	0.024	0.024
1022	Primary nonferrous metals	0.271	0.271	0669	Precious metals	0.024	0.024
01	Primary nonferrous metals, except precious	0.255	0.255	07	Other nonferrous metals	0.008	0.008
0107	Smelted copper	0.037	0.037	0779	Other nonferrous metals	0.008	0.008
0115	Primary aluminum, except extrusion billet	0.094	0.093	1025	Nonferrous mill shapes	0.653	0.652
0121	Aluminum extrusion billet	0.027	0.027	01	Aluminum mill shapes	0.454	0.454
0122	Cobalt	0.000	0.000	0106	Sheet, coiled, bare, beverage can stock	0.101	0.101
0127	Lead, pig, common	0.004	0.004	0107	Sheet, coiled, bare, all others	0.014	0.014
0129	Other unalloyed lead	0.004	0.004	0108	Sheet, coiled, nonheat-treatable, precoate	0.089	0.089
0131	Copper cathode and refined copper	0.052	0.052	0111	Foil, plain (under .006 inches)	0.021	0.021
0132	Zinc, slab, prime Western	0.001	0.001	0124	Tube, welded	0.001	0.001
0133	Zinc, slab, special high grade	0.001	0.001	0129	Aluminum plate	0.019	0.019
0134	Zinc, slab, high grade	0.004	0.004	0132	Bar, extruded, other than 2000 and 7000 al	0.014	0.014
0135	Other primary refined zinc slab	0.001	0.001	0133	Bar, extruded, in 2000 and 7000 alloy seri	0.011	0.011
0136	Antimony	0.000	0.000	0143	Rod, rolled	0.003	0.003
0141	Cadmium metal, 99.90 pct. min.	0.000	0.000	0145	Rod, continuous cast	0.001	0.001
0151	Magnesium, pig ingot	0.011	0.011	0147	Rod, extruded, other than 2000 and 7000 al	0.006	0.006
0156	Titanium sponge	0.000	0.000	0151	Extrusion, solid, circle size under 3	0.015	0.015
0181	Other nonferrous metals, unalloyed	0.019	0.019	0152	Extrusion, solid, circle size 3 to under 4	0.042	0.042
02	Precious metals	0.016	0.016	0153	Extrusion, solid, circle size 4 to under 5	0.043	0.043
0271	Gold, refined	0.010	0.010	0154	Extrusion, solid, circle size 5 to 9	0.010	0.010
0272	Silver, bar, refined, .999 fine	0.006	0.006	0156	Extrusion, solid, circle size, 10 and over	0.031	0.031
0273	Platinum	0.001	0.001	0161	Aluminum pipe & tube, exc. 2000 & 7000 all	0.034	0.034
1023	Nonferrous scrap	0.235	0.235	02	Copper and brass mill shapes	0.105	0.105
01	Copper base scrap	0.068	0.068	0231	Copper-base alloy strip	0.029	0.029
0101	No. 1 copper scrap, including wire	0.016	0.016	0232	Copper-base alloy rod	0.012	0.012
0102	No. 2 copper scrap, including wire	0.015	0.015	0233	Copper-base alloy tube, non-plumbing	0.006	0.006
0103	Yellow brass scrap	0.014	0.014	0236	Copper-base alloy bars and shapes	0.015	0.015
0104	Other copper and brass scrap	0.023	0.023	0253	Copper tubing, non-plumbing	0.006	0.006
02	Aluminum base scrap	0.121	0.121	0254	Copper tubing, plumbing	0.016	0.016
0201	Solids and clippings, new scrap	0.035	0.035	0256	Copper rod	0.007	0.007
0202	Borings, turnings, and other new scrap	0.016	0.016	0263	Copper strip	0.006	0.006
0205	Used beverage can scrap	0.030	0.030	0265	Other copper and copper-alloy mill shapes	0.008	0.008
0206	Other old scrap	0.040	0.040	04	Nickel alloy mill shapes	0.032	0.032
03	Other nonferrous scrap nec.	0.047	0.047	0464	Nickel flat products	0.013	0.013
0301	Lead scrap	0.006	0.006	0465	Other nickel mill shapes, except wire	0.019	0.019
0302	Zinc scrap	0.003	0.003	05	Titanium mill shapes	0.030	0.030
0304	Other nonferrous scrap	0.038	0.038	0502	Titanium flat products	0.015	0.015
1024	Secondary nonferrous metals	0.134	0.134	0504	Other titanium mill shapes, including wire	0.015	0.015
02	Aluminum, except extrusion billet	0.061	0.061	19	Other mill shapes	0.033	0.033
0229	Aluminum, except extrusion billet	0.061	0.061	1901	Gold mill shapes, except wire	0.007	0.007
03	Copper, alloyed and unalloyed	0.022	0.022	1902	Silver mill shapes, except wire	0.005	0.005
0339	Copper, alloyed an unalloyed	0.022	0.022	1934	Magnesium mill shapes	0.004	0.004
04	Refined lead	0.013	0.013	1947	Zinc and zinc-base alloy mill shapes, exce	0.002	0.002
				1951	Zirconium mill shapes, except wire	0.002	0.002

See footnotes at end of table.

Table 11. Relative importance of commodity groupings and individual items in the producer price index with respect to all commodities, December 2002¹--Continued

Commodity code	Index	Relative importance		Commodity code	Index	Relative importance	
		Revised (1997)	Former (1997)			Revised (1997)	Former (1997)
1997	Lead mill shapes, except wire	0.003	0.003	1032	Barrels, drums, and pails	0.029	0.029
1999	Other nonferrous metal mill shapes, except	0.010	0.010	01	Barrels, drums, and pails	0.029	0.029
1026	Nonferrous wire and cable	0.349	0.349	0101	Steel pails	0.007	0.007
03	Nonferrous wire and cable	0.349	0.349	0102	Steel shipping barrels and drums	0.021	0.021
0301	Electric wire and cable	0.080	0.080	0103	All other metal barrels	0.001	0.001
0303	Telephone and telegraph wire and cable	0.030	0.030	104	Hardware	0.340	0.340
0305	Control and signal wire and cable	0.012	0.012	1041	Hardware, n.e.c.	0.228	0.228
0307	Building wire and cable	0.042	0.042	01	Builders hardware	0.111	0.111
0309	Apparatus wire and cordage	0.019	0.019	0109	Padlocks	0.010	0.010
0311	Magnet wire	0.027	0.027	0122	Doorlocks, locksets, locktrim, exc.arch. t	0.036	0.036
0313	Power wire and cable	0.033	0.033	0124	Hinges, exc. cabinet hinges, incl. spring	0.008	0.008
0314	Copper and copper alloy wire & cable, bare	0.025	0.025	0147	Cabinet hardware	0.009	0.009
0324	Appliance wire and flexible cord sets	0.008	0.008	0148	Other builders hardware	0.048	0.048
0326	Other insulated wire & cable, inc. auto &	0.008	0.008	03	Transportation equipment hardware	0.081	0.081
0331	Aluminum wire and cable, bare	0.017	0.017	0311	Motor vehicle hardware	0.068	0.068
0333	Fiber optic cable	0.041	0.041	0341	Other transportation equipment hardware	0.012	0.012
0335	Other bare nonferrous metal	0.006	0.006	04	Furniture hardware	0.013	0.013
0342	Nonferrous wire & cloth & and other nonfer	0.000	0.000	0411	Furniture hardware	0.013	0.013
1027	Nonferrous forge shop products	0.044	0.044	05	Other hardware, n.e.c.	0.023	0.023
01	Nonferrous forge shop products	0.044	0.044	0501	Other hardware	0.023	0.023
0111	Hot impression die, impact, press, & upset	0.034	0.034	1042	Hand and edge tools	0.112	0.112
0125	Other forgings, including open die or smit	0.010	0.010	01	Hand and edge tools	0.112	0.112
1028	Nonferrous foundry shop products	0.247	0.247	0106	Axes, adzes, and hatchets	0.000	0.000
02	Castings, alum./alum.-base alloy	0.154	0.154	0131	Wrench, open-end	0.001	0.001
0201	Motor vehicle die castings	0.009	0.009	0132	Wrench, box	0.000	0.000
0203	Other die castings	0.069	0.069	0133	Adjustable wrench, including pipe	0.003	0.003
0204	Sand castings	0.031	0.031	0141	Screwdrivers	0.005	0.005
0205	Perm. and semi-perm. mold castings	0.035	0.035	0147	Wrench socket	0.010	0.010
0206	Other castings and cast products	0.011	0.011	0149	All other wrenches	0.004	0.004
03	Copper and copper-base alloy castings	0.019	0.019	0151	Pliers	0.009	0.009
0301	Copper and copper-base alloy sand castings	0.014	0.014	0161	Hammers, light forged	0.002	0.002
0302	Other copper/copper-base alloy castings	0.005	0.005	0166	Steel goods (forks, hoes, rakes, etc.)	0.003	0.003
04	Zinc Castings	0.024	0.024	0167	Handsaws and handsaw blades	0.004	0.004
0401	Zinc and zinc-base alloy castings	0.024	0.024	0178	All other mechanics' hand service tools	0.021	0.021
05	Magnesium and magnesium-base castings	0.008	0.008	0179	All other edge tools	0.023	0.023
0501	Magnesium and magnesium-base castings	0.008	0.008	0183	All other hand tools, except edge tools	0.027	0.027
06	Other nonferrous castings	0.042	0.042	105	Plumbing fixtures and brass fittings	0.130	0.130
0601	Other nonferrous castings	0.042	0.042	1052	Vitreous china fixtures	0.022	0.022
103	Metal containers	0.265	0.265	01	Vitreous china fixtures	0.022	0.022
1031	Metal cans and can components	0.236	0.236	0112	Plumbing fixtures	0.019	0.019
02	Steel cans	0.090	0.090	0113	Fixture accessories and fittings	0.003	0.003
0231	Steel Cans	0.090	0.090	1054	Brass fittings	0.081	0.081
03	Aluminum cans	0.146	0.146	02	Brass fittings	0.081	0.081
0331	Aluminum cans	0.146	0.146				

See footnotes at end of table.

Table 11. Relative importance of commodity groupings and individual items in the producer price index with respect to all commodities, December 2002¹--Continued

Commodity code	Index	Relative importance		Commodity code	Index	Relative importance	
		Revised (1997)	Former (1997)			Revised (1997)	Former (1997)
0211	Bath and shower fittings	0.015	0.015				
0218	Lavatory and sink fittings	0.027	0.027	1072	Metal tanks	0.097	0.097
0223	Miscellaneous brass goods	0.039	0.039	01	Metal tanks	0.097	0.097
1056	Metal sanitary ware	0.027	0.027	0104	Storage and other non-pressure tanks	0.010	0.010
01	Metal sanitary ware	0.027	0.027	0122	Non-LPG gas cylinders	0.011	0.011
0101	Lavatories	0.003	0.003	0126	Metal tanks, complete at factory, std. lin	0.022	0.022
0105	Sinks and sink laundry tray combinations	0.015	0.015	0135	Metal tanks and vessels, custom fabricated	0.033	0.033
0107	Bath tubs	0.008	0.008	0152	Metal tanks & vessels, custom fab. and fie	0.022	0.022
0111	All other metal sanitary ware	0.001	0.001	1073	Sheet metal products	0.339	0.339
106	Heating equipment	0.143	0.143	01	Sheet metal products	0.339	0.339
1061	Steam and hot water equipment	0.016	0.016	0101	Roofing, steel	0.025	0.025
01	Steam and hot water equipment	0.016	0.016	0102	Roofing, aluminum, and other metals	0.004	0.004
0106	Cast iron heating boilers, radiators and c	0.010	0.010	0105	Roofing drainage equipment, all other meta	0.001	0.001
0112	Steel heating boilers, all classes	0.006	0.006	0107	Roof drainage equipment, steel	0.003	0.003
1062	Floor & wall furnaces/heaters/parts	0.065	0.065	0108	Roof drainage equipment, aluminum	0.004	0.004
01	Floor & wall furnaces/heaters/parts	0.065	0.065	0109	Siding, aluminum	0.010	0.010
0145	Floor & wall furnaces, heaters, stokers, a	0.065	0.065	0116	Siding, steel	0.013	0.013
1063	Other heating, non-elect., inc parts	0.023	0.023	0118	Roof ventilators	0.009	0.009
01	Other heating, non-elect., parts	0.023	0.023	0119	Soffits, fascia, and shutters, aluminum	0.004	0.004
0161	Other heating equipment, non-electric incl	0.023	0.023	0145	Stovepipe, furnace smokepipe, elbows & duc	0.008	0.008
1064	Domestic heating stoves	0.010	0.010	0146	Air conditioning ducts, incl. dust collect	0.027	0.027
01	Domestic heating stoves	0.010	0.010	0148	Air conditioning ducts, inc-dust collectin	0.003	0.003
0141	Domestic heaters	0.010	0.010	0154	Awnings,	0.004	0.004
1066	Water heaters, domestic	0.029	0.029	0156	Cornices, skylights, ceiling domes, coping	0.007	0.007
01	Water heaters, domestic	0.029	0.029	0158	Bins and vats	0.007	0.007
0101	Electric	0.012	0.012	0162	Culverts, flumes, and irrigation pipes, st	0.013	0.013
0114	Non-electric water heaters	0.016	0.016	0164	Restaurant, hotel & kitchen sheet metal eq	0.009	0.009
107	Fabricated structural metal products	1.383	1.381	0165	Awnings, canopies, and carports, prefab.,	0.004	0.004
1071	Metal doors, sash, and trim	0.186	0.186	0171	Electronic enclosures	0.082	0.082
02	Metal doors and frames, exc. storm	0.096	0.096	0181	Louvers & dampers, heat, vent. & a/c, stee	0.008	0.008
0201	Aluminum doors	0.020	0.020	0185	Other sheet metal work, steel	0.067	0.067
0203	Iron and steel doors	0.068	0.068	0187	Other sheet metal work, aluminum	0.019	0.019
0208	Other metal door, frames, & shower door/tu	0.008	0.008	0189	Other sheet metal work, not steel or alumi	0.009	0.009
03	Metal window sash and frames, exc. storm	0.049	0.049	1074	Struct., arch., pre-eng. metal products	0.525	0.524
0313	Metal window sash and frames, except storm	0.049	0.049	04	Nonferrous pipe, tube, and fittings	0.015	0.015
04	Metal molding and trim and storefronts	0.022	0.022	0401	Aluminum pipe and tube fabrication	-	0.002
0413	Metal molding and trim and storefronts	0.022	0.022	0402	Copper pipe and tube fabrication	-	0.004
05	Storm sash and doors	0.011	0.011	0403	Other nonferrous pipe and tube fabrication	-	0.009
0515	Storm sash and doors	0.011	0.011	0451	Nonferrous pipe, tube, and fittings	0.015	-
06	Screens and weatherstrip	0.007	0.007	05	Fabricated structural metal	0.263	0.263
0617	Screens and weatherstrip	0.007	0.007	0501	Fabricated structural metal for buildings	0.169	0.169
				0511	Fabricated structural metal for bridges	0.014	0.014
				0512	Other fabricated structural metal	0.080	0.080
				07	Miscellaneous metal work	0.103	0.103
				0783	Metal plaster bases and accessories	0.002	0.002
				0785	Custom roll form products	0.057	0.057
				0788	Curtain wall	0.008	0.008

See footnotes at end of table.

Table 11. Relative importance of commodity groupings and individual items in the producer price index with respect to all commodities, December 2002--Continued

Commodity code	Index	Relative importance		Commodity code	Index	Relative importance	
		Revised (1997)	Former (1997)			Revised (1997)	Former (1997)
0794	Bar joists and fabricated concrete reinfor	0.035	0.035	0262	Other metal bolts, inc. sq., round, plow,	0.027	0.027
08	Architectural and ornamental metalwork	0.080	0.080	0263	Other external threaded metal fasteners, i	0.016	0.016
0803	Stairs, staircases and fire escapes	0.016	0.016	03	Internally thread. fasteners, ex. aircraft	0.020	0.020
0808	scaffolding, shoring and forming for concr	0.012	0.012	0312	Internally threaded fasteners, ex. airconf	0.020	0.020
0811	Grills, registers and air diffusers	0.011	0.011	04	Nonthreaded fasteners, except aircraft	0.022	0.022
0813	Fences, gates, railings and window guards	0.013	0.013	0424	Nonthreaded fasteners, except aircraft	0.022	0.022
0814	Open flooring, grating and studs	0.011	0.011	05	Aircraft-aerospace fasteners	0.029	0.029
0816	Other architectural and ornamental metal w	0.017	0.017	0536	Aircraft-aerospace fasteners	0.029	0.029
09	Fabricated iron & steel pipe, tube & fit.	0.065	0.064	06	Other formed fasteners	0.021	0.021
0901	Fossil fuel and nuclear power plant	-	0.001	0648	Other formed fasteners	0.021	0.021
0903	Nonpressure pipe and tubing	-	0.020				
0905	Petrochemical and paper mill	-	0.024	1083	Lighting fixtures	0.230	0.230
0907	Water/sewage treatment	-	0.012	02	Residential	0.026	0.026
0909	Other iron and steel pipe, tube and fittin	-	0.007	0225	Electric residential fixt., ex. portable,	0.026	0.026
0951	Iron and steel pipe, tube, and fittings	0.065	-	03	Commercial/institutional or industrial	0.086	0.086
				0301	Commercial incandescent fixtures, surface	0.003	0.003
1075	Heat exchangers and condensers	0.048	0.048	0303	Commercial incandescent fixtures, recessed	0.012	0.012
01	Heat exchangers and condensers	0.048	0.048	0307	Other commercial incand. fixtures, incl. p	0.003	0.003
0101	Bare tube heat exchangers	0.019	0.019	0311	Commercial H.I.D. fixtures, mercury and ot	0.004	0.004
0102	Fin tube heat exchangers	0.023	0.023	0321	Commercial fluor. fixtures, recessed air h	0.009	0.009
0107	Steam condensers	0.005	0.005	0323	Commercial fluor. fixtures, recessed non-a	0.017	0.017
				0325	Commercial fluorescent strip lights	0.009	0.009
1076	Fabricated steel plate	0.070	0.070	0327	Commercial fluorescent ceiling systems	0.001	0.001
01	Fabricated steel plate	0.070	0.070	0329	Commercial fluorescent fixtures, plastic w	0.005	0.005
0102	Fabricated steel plate (stacks and weldmen	0.070	0.070	0331	Commercial fluorescent fixtures, wall moun	0.003	0.003
				0333	Commercial fluorescent fixtures, surface o	0.005	0.005
1077	Steel power boilers	0.025	0.025	0338	Other commercial fluor. fixtures, incl. po	0.004	0.004
01	Steel power boilers	0.025	0.025	0345	Component or renewal parts for commercial	0.002	0.002
0104	Stationary and marine power boilers	0.025	0.025	0361	Industrial fluorescent fixtures, general t	0.005	0.005
				0381	Other industrial fixtures	0.004	0.004
1078	Nuclear steam supply systems	0.005	0.005	0391	Components or renewal parts for industrial	0.001	0.001
01	Nuclear steam supply systems	0.005	0.005	04	Vehicular	0.054	0.054
0108	All other components and auxiliary equipme	0.005	0.005	0401	Motor vehicle lighting	0.048	0.047
				0402	All other vehicular lighting equipment	0.005	0.005
1079	Prefabricated metal buildings	0.088	0.087	0403	Component and renewal parts	0.002	0.002
01	Prefab. metal bldg systems, ex. farm svcs	0.063	0.063	05	Lighting equipment, n.e.c.	0.064	0.064
0101	Prefab. metal building systems, ex. farm s	0.063	0.063	0522	Outdoor lighting equipment, including part	0.039	0.039
02	Other prefab. & portable metal buildings	0.018	0.018	0524	Other electric and non-electric lighting	0.025	0.025
0201	Other prefab. and portable metal buildings	0.018	0.018				
03	Panels, parts, & sections for prefab bldgs.	0.006	0.006	1085	Ammunition, except for small arms	0.029	0.029
0354	Panels, parts, sections for prefabricated	0.006	0.006	01	Ammunition, except for small arms	0.029	0.029
				0101	Ammunition, except for small arms	0.029	0.029
108	Miscellaneous metal products	1.955	1.953				
				1086	Ordnance and accessories, n.e.c.	0.028	0.028
1081	Bolts, nuts, screws, rivets, and washers	0.159	0.159	01	Ordnance and accessories, n.e.c.	0.028	0.028
02	Externally thread. fasteners, ex. aircraft	0.067	0.067	0101	Ordnance and accessories, n.e.c.	0.028	0.028
0206	Hex bolts	0.009	0.009				
0231	Cap screws	0.004	0.004	1088	Fabricated ferrous wire products	0.155	0.155
0236	Tapping screws	0.009	0.009	01	Ferrous wire rope, cable and strand	0.036	0.036
0241	Mine roof bolts	0.002	0.002				

See footnotes at end of table.

Table 11. Relative importance of commodity groupings and individual items in the producer price index with respect to all commodities, December 2002¹--Continued

Commodity code	Index	Relative importance		Commodity code	Index	Relative importance	
		Revised (1997)	Former (1997)			Revised (1997)	Former (1997)
0198	Ferrous wire rope, cable and strand	0.036	0.036	01	Metal plating and polishing	0.143	0.143
02	Steel nails and spikes	0.009	0.009	0111	Metal plating and polishing	0.143	0.143
0299	Steel nails and spikes	0.009	0.009	02	Metal coating and allied services	0.199	0.198
06	Steel fencing and fence gates	0.014	0.014	0222	Metal coating and allied services	0.199	0.198
0699	Steel fencing and fence gates	0.014	0.014	03	Metal heat treating	0.074	0.074
07	Ferrous wire cloth, other woven wire prod.	0.006	0.006	0332	Metal heat treating - Middle Atlantic	0.010	0.010
0798	Ferrous wire cloth, other woven wire produ	0.006	0.006	0333	Metal heat treating - South Central	0.016	0.016
09	Other fabricated ferrous wire products	0.090	0.090	0334	Metal heat-treating - Michigan	0.011	0.011
0998	Other fabricated ferrous wire products	0.090	0.090	0335	Metal heat treating - Southeast	0.005	0.005
				0336	Metal heat treating - North Central	0.015	0.015
1089	Other miscellaneous metal products	1.354	1.353	0337	Metal heat treating - Pacific Coast	0.009	0.009
02	Hot formed springs	0.011	0.011	0338	Metal heat treating - Southwest	0.005	0.005
0217	Replacement leaf springs for motor vehicle	0.002	0.002	0339	Metal heat treating - New England	0.004	0.004
0225	Locomotive, railroad car & other helical s	0.001	0.001				
0227	Other hot formed steel springs	0.003	0.003	11	Machinery and equipment	15.668	15.658
0229	Orig. equipment coil springs for cars, bus	0.003	0.003				
0231	Replacement coil springs for motor vehicle	0.001	0.001	111	Agricultural machinery and equipment	0.354	0.355
03	Cold formed springs	0.007	0.007				
0311	Cold formed flat springs made of sheet & s	0.006	0.006	1111	Farm and garden tractors	-	0.110
0312	Cold formed helical springs	0.001	0.001	02	Farm tractors, wheel type	-	0.087
04	Wire springs	0.046	0.046	0201	Farm tractors, two wheel drive	-	0.063
0424	Precision mechanical springs	0.019	0.019	0211	Farm tractors, four wheel drive	-	0.023
0425	Other wire springs	0.027	0.027	05	Garden tractors	-	0.011
05	Other metal products	0.962	0.961	0522	Garden tractors	-	0.011
0503	Collapsible tubes	0.002	0.002	52	Farm tractor parts and attachments	-	0.013
0506	Original equipment automobile stampings	0.426	0.426	5211	Parts	-	0.012
0508	Replacement part automotive stampings	0.051	0.051	5221	Attachments	-	0.001
0521	Automotive screw machine products	0.052	0.052				
0522	Other screw machine products	0.115	0.115	1112	Agricultural machinery excl. tractors	-	0.205
0534	Industrial wire cloth	0.003	0.003	01	Plows	-	0.004
0555	Metal strapping	0.011	0.011	0111	Plows	-	0.004
0557	Metal ladders, including ladder accessorie	0.010	0.010	02	Harrow, rollers, and stalk cutters	-	0.011
0564	Metal powders, paste, and flake	0.053	0.053	0211	Stalk shredders and cutters	-	0.005
0566	Other primary metal prods. (nails/brads/st	0.010	0.010	0213	Harrow, combination tillage, tractors, &	-	0.005
0571	Powder metallurgy parts, ex. bearing, gear	0.028	0.028	03	Planting, seeding, and fertilizing mach.	-	0.025
0589	Other fabricated metal products	0.201	0.201	0311	Planting and seeding machinery	-	0.012
06	Metal crowns and closures	0.021	0.021	0321	Fertilizing machinery	-	0.009
0617	Metal crowns	0.002	0.002	0331	Other planting, seeding, fertilizing machi	-	0.004
0621	Metal closures	0.018	0.018	04	Cultivators	-	0.004
07	Metal stampings n.e.c.	0.246	0.246	0411	Cultivators	-	0.004
0701	Job stampings, non-automotive	0.174	0.174	05	Sprayers and dusters	-	0.010
0731	Other stamped and pressed metal end produc	0.072	0.072	0511	Sprayers and dusters	-	0.010
08	Metal foil and leaf	0.063	0.063	06	Harvesting machinery	-	0.067
0801	Converted unmounted alum. foil packaging p	0.020	0.020	0611	Harvesting machinery, (exc hay & straw) &	-	0.067
0811	Laminated aluminum foil rolls and sheets	0.036	0.036	07	Haying machinery	-	0.016
0821	Converted unmounted alum. foil for nonpkg	0.007	0.007	0711	Haying machinery and attachments	-	0.016
109	Metal treatment services	0.415	0.415	08	Crop preparation machinery	-	0.007
1091	Metal treatment services	0.415	0.415	0811	Crop preparation machinery	-	0.007

See footnotes at end of table.

Table 11. Relative importance of commodity groupings and individual items in the producer price index with respect to all commodities, December 2002¹--Continued

Commodity code	Index	Relative importance		Commodity code	Index	Relative importance	
		Revised (1997)	Former (1997)			Revised (1997)	Former (1997)
11	Farm wagons & other farm transport equip.	-	0.007	112A	Tractors and attachments, ex. parts	0.149	0.149
1111	Farm wagons and other farm transportation	-	0.007	01	Wheel type	0.019	0.019
12	Commercial turf and grounds mowing equip.	-	0.026	0106	Wheel type	0.019	0.019
1211	Commercial turf & grounds moving equipment	-	0.026	02	Crawler type	0.036	0.036
13	Comm. turf & grounds care eq., parts & atts	-	0.007	0201	Crawler type	0.036	0.036
1311	Comm. turf & grounds care equip., parts & atts	-	0.007	03	Tractor attachments, ex. parts	0.011	0.011
51	Parts for farm machinery, excl. tractors	-	0.016	0302	Tractor attachments, ex. parts	0.011	0.011
5158	Parts for farm machinery, excluding tractors	-	0.016	04	Tractor shovel loaders	0.083	0.083
52	Attachments, farm machinery, ex. tractors	-	0.008	0406	Tractor shovel loaders	0.083	0.083
5211	Attachments, farm machinery, excluding tractors	-	0.008				
1113	Agricultural equipment	-	0.040	112B	Power cranes, excavators & equipment	0.077	0.077
01	Poultry equipment	-	0.004	05	Power cranes, excavators & equipment	0.077	0.077
0111	Poultry equipment	-	0.004	0504	Power cranes, excavators & equipment	0.077	0.077
02	Barnyard and hog equipment	-	0.008	112C	Mixers, pavers, spreaders, etc.	0.029	0.029
0231	Barn and barnyard equipment	-	0.005	01	Mixers, pavers, spreaders, etc.	0.029	0.029
0241	Hog equipment	-	0.003	0109	Mixers, pavers, spreaders, etc.	0.029	0.029
03	Water systems	-	0.008	112D	Off-highway, equipment, ex. parts	0.072	0.072
0331	Water systems	-	0.008	01	Off-highway equipment, ex. parts	0.072	0.072
04	Irrigation systems	-	0.010	0103	Off-highway equipment, ex. parts	0.072	0.072
0401	Self-propelled irrigation systems, center pivot	-	0.010				
05	Farm dairy machines and attachments	-	0.002	112F	Other construction machinery, ex. part	0.050	0.050
0501	Farm dairy machines and attachments	-	0.002	01	Other construction machinery, ex. parts	0.050	0.050
51	Parts, agricultural equipment	-	0.007	0107	Other construction machinery, ex. parts	0.050	0.050
5111	Parts, agricultural equipment, incl. operators	-	0.007				
52	Barn and barnyard attachments	-	0.001	112G	Parts for construction machinery	0.066	0.066
5201	Barn and barnyard attachments	-	0.001	01	Parts for construction machinery	0.066	0.066
1114	Agricultural machinery and equipment	0.354	-	0105	Parts for construction machinery	0.066	0.066
01	Commercial turf & grounds care equipment	0.039	-	112H	Portable air compressors	0.013	0.013
0111	Commercial turf & grounds care equip & parts	0.039	-	06	Portable air compressors	0.013	0.013
02	Plows, listers, harrows, pulverizers, etc	0.014	-	0601	Portable air compressors	0.013	0.013
0211	Plows, listers, harrows, pulverizers, etc	0.014	-	113	Metalworking machinery and equipment	1.028	1.028
03	Wheel tractors and attachments	0.101	-	113A	Metalworking machinery n. e. c.	0.074	0.074
0311	Wheel tractors and attachments	0.101	-	01	Assembly machines	0.052	0.052
04	Farm dairy machines, sprayers, dusters, etc	0.017	-	0101	Assembly machines	0.052	0.052
0411	Farm dairy machines, sprayers, dusters, etc	0.017	-	02	Other metalworking machinery	0.022	0.022
05	Planting, seeding, fertilizing mach & attachments	0.025	-	0201	Other metalworking machinery	0.022	0.022
0511	Planting, seeding, fertilizing mach & attachments	0.025	-	113B	Rolling mill machinery	0.015	0.015
06	Harvesting machinery	0.067	-	01	Rolling mill machinery	0.015	0.015
0611	Harvesting machinery (exc. hay & straw) & attachments	0.067	-	0101	Rolling mill machinery	0.015	0.015
07	Haying machinery and attachments	0.016	-	1132	Power driven hand tools	0.074	0.074
0711	Haying machinery and attachments	0.016	-	06	Power hand tools, electric/battery powered	0.045	0.045
08	Farm machinery and equip, nec excl parts	0.042	-	0601	Power hand tools, electric & battery powered	0.045	0.045
0811	Farm machinery and equip, nec excl parts	0.042	-				
09	Parts for farm mach & equip	0.034	-				
0911	Parts for farm mach & equip	0.034	-				
112	Construction machinery and equipment	0.455	0.455				

See footnotes at end of table.

Table 11. Relative importance of commodity groupings and individual items in the producer price index with respect to all commodities, December 2002¹--Continued

Commodity code	Index	Relative importance		Commodity code	Index	Relative importance	
		Revised (1997)	Former (1997)			Revised (1997)	Former (1997)
08	Power hand tools, pneumatic/hydr./powder	0.023	0.023	0505	Nonmetallic coated abrasive products	0.046	0.046
0801	Power hand tools, pneumatic/hydraulic/powder	0.023	0.023	31	Metal abrasives, including scouring pads	0.007	0.007
09	Power hand tools, engine driven	0.005	0.005	3106	Metal abrasives, including scouring pads	0.007	0.007
0901	Power hand tools, engine driven	0.005	0.005				
1133	Welding machines and equipment	0.092	0.092	1137	Metal cutting machine tools	0.097	0.096
01	Arc welding mach., components ex electrodes	0.034	0.034	09	Boring and drilling machines	0.005	-
0175	Arc welding machines and components	0.034	0.034	0911	Boring and drilling machines	0.005	-
02	Resistance welders, components & electrodes	0.010	0.010	11	Boring machines	-	0.004
0276	Resistance welders, components & electrode	0.010	0.010	1121	Boring machines	-	0.004
03	Arc welding electrodes	0.029	0.029	12	Drilling machines	-	0.002
0378	Arc welding electrodes	0.029	0.029	1231	Drilling machines	-	0.002
04	Gas welding machines and equipment	0.007	0.007	13	Grinding machines	0.014	0.014
0461	Gas welding machines and equipment	0.007	0.007	1361	Grinding, polishing, buffing, honing & lap	0.014	0.014
06	Other welding machines and equipment	0.012	0.012	14	Lathes	0.011	0.011
0629	Other welding machines and equipment	0.012	0.012	1441	Turning machines (lathes), all types	0.011	0.011
				15	Milling machines	0.008	0.008
1134	Industrial process furnaces and ovens	0.063	0.063	1511	Milling machines	0.008	0.008
01	Electric, excluding induction & dielectric	0.024	0.024	16	Multi-function machines, n/c	0.017	0.017
0108	Electric furnaces	0.022	0.022	1621	Machining centers	0.017	0.017
0109	Electric industrial ovens and kilns, incl.	0.002	0.002	17	Gear cutting machines	0.004	0.004
02	Fuel-fired	0.017	0.017	1731	Gear cutting machines	0.004	0.004
0218	Fuel fired furnaces, including parts and a	0.015	0.015	18	Station type machines	0.012	0.012
0219	Fuel fired ovens & kilns, incl. parts & at	0.002	0.002	1861	Station type machines	0.012	0.012
03	Induction and dielectric heating equip.	0.005	0.005	19	Other metal cutting machine tools	0.010	0.010
0329	High frequency induction & dielectric heat	0.005	0.005	1941	Other metal-cutting machine tools	0.010	0.010
05	Otr. indus. elec. heat. units; parts/attach	0.018	0.018	45	Rebuilt metal cutting machine tools	-	0.004
0543	Parts and attachments, incl. electric heat	0.004	0.004	4501	Rebuilt metal cutting machine tools	-	0.004
0545	Other industrial electric heating units	0.013	0.013	51	Parts for metal cutting machine tools	-	0.010
				5121	Parts for metal cutting machine tools	-	0.010
1135	Cutting tools and accessories	0.163	0.163	53	Parts for metal-cutting machine tools	0.015	-
01	Small cutting tools	0.110	0.110	5311	Parts for metal-cutting machine tools & re	0.015	-
0116	Small cutting tools	0.110	0.110	5501	Machine tools for home workshops	0.001	-
02	Precision measuring tools	0.017	0.017				
0243	Precision measuring tools	0.017	0.017	1138	Metal forming machine tools	0.049	0.049
03	Metalworking power saw blades	0.008	0.008	21	Punching, bending and forming machines	0.014	0.012
0327	Bandsaw blade	0.005	0.005	2104	Press brakes	-	0.002
0328	Circular saw blades	0.001	0.001	2108	Punching machinery	-	0.004
0332	Other metal working power saw blades	0.002	0.002	2112	Rotary bending and forming machines	-	0.001
04	Other power saw blades	0.004	0.004	2117	Rolls, all types	-	0.001
0401	Other blades, incl. concrete, masonry & ab	0.004	0.004	2119	Other bending/forming machines, including	-	0.003
05	Other machine tool attachments & acc.	0.024	0.024	2121	Punching, shearing, bending & forming tool	0.014	-
0501	Other machine tool attachments & accessori	0.024	0.024	22	Shearing machines	-	0.002
				2207	Shearing machines	-	0.002
1136	Abrasive products	0.092	0.092	23	Presses	0.010	0.010
01	Nonmetallic sized abrasives	0.012	0.012	2308	Mechanical presses	-	0.008
0105	Grains, powders and flour abrasives	0.012	0.012	2312	Hydraulic press, vertical, single action	-	0.001
03	Nonmet. bonded abrasives and diamond wheels	0.027	0.027	2313	Other hydraulic presses	-	0.002
0311	Nonmetallic bonded abrasives & diamond whe	0.027	0.027	2314	Presses, except forging	0.010	-
05	Nonmetallic coated abrasive products	0.046	0.046	25	Other metal forming machines	0.013	0.014

See footnotes at end of table.

Table 11. Relative importance of commodity groupings and individual items in the producer price index with respect to all commodities, December 2002¹--Continued

Commodity code	Index	Relative importance		Commodity code	Index	Relative importance	
		Revised (1997)	Former (1997)			Revised (1997)	Former (1997)
2501	Forging machines	-	0.002	0311	Stationary air compressors	0.029	0.029
2508	Other metal forming mach. tools, inc. rebu	-	0.012	04	Gas compressors	0.017	0.017
2509	Other metal-forming machine tools and forg	0.013	-	0411	Gas compressors	0.017	0.017
51	Parts for metal forming machine tools	-	0.011	07	Air/gas compress. & vac. pump pts./attach.	0.018	0.018
5105	Parts for metal forming machine tools	-	0.011	0701	Air & gas compressor & vacuum pump parts &	0.018	0.018
52	Rebuilt metal-forming machine tools & par	0.012	-	08	Industrial spraying equipment	0.022	0.022
5205	Rebuilt metal-forming machine tools and pa	0.012	-	0801	Industrial spraying equipment	0.022	0.022
1139	Tools, dies, jigs, fixtures & ind. molds	0.309	0.310	09	Measuring & dispensing pumps	0.027	0.027
01	Special dies, tools, jigs, and fixtures	0.188	0.188	0901	Gasoline dispensing pumps, computing type	0.012	0.012
0101	Jigs/fixtures, gauging/checking, 1,000 lbs	-	0.009	0903	Lubricating-oil and grease dispensing equi	0.000	0.000
0102	Jigs/fixtures, gauging/checking, under 1,0	-	0.003	0905	Other measuring and dispensing pumps	0.014	0.014
0103	Jigs/fixtures; other types, under 1000 lbs	-	0.009	11	Other compressors and vacuum pumps	0.008	0.008
0104	Jigs/fixtures; other types, 1000 lbs. and	-	0.006	1101	Other compressors and vacuum pumps	0.008	0.008
0105	Components and parts for jigs and fixtures	-	0.003	12	Other pumps, including parts	0.046	0.046
0107	Forming and drawing dies, 500 lbs. and und	-	0.004	1211	Parts and attachments for pumps	0.029	0.029
0108	Forming and drawing dies, 501-3000 lbs.	-	0.004	1215	All other pumps, inc. sump, oil well & oil	0.017	0.017
0109	Forming and drawing dies, over 3000 lbs.	-	0.009	1142	Elevators, escalators, and other lifts	0.033	0.033
0111	Stamping dies, progressive type, high spee	-	0.023	01	Elevators & escalators	0.023	0.023
0112	Stamping dies, progressive type, other ste	-	0.004	0102	Gearred electric passenger elevators	0.005	0.005
0114	All other stamping-type dies	-	0.027	0103	Gearless electric passenger elevators	0.002	0.002
0117	Extrusion, wire drawing and straightening	-	0.007	0105	Hydraulic passenger elevators	0.007	0.007
0121	All other dies	-	0.008	0107	Hydraulic freight elevators	0.001	0.001
0122	Die sets	-	0.003	0109	Other non-farm elevators, including dumbwa	0.002	0.002
0123	Forging dies, including cold forging and h	-	0.007	0111	Moving stairways, escalators and moving wa	0.006	0.006
0125	Other components and parts for dies	-	0.011	02	Elevator and escalator parts & attachments	0.007	0.007
0129	Other specially designed tooling and proto	-	0.050	0221	Parts and attachments for elevators and es	0.007	0.007
0131	Jigs and fixtures including parts	0.030	-	03	Automobile lifts	0.003	0.003
0132	Stamping dies	0.056	-	0301	Automobile lifts	0.003	0.003
0133	All other metal working die and die sets	0.043	-	1143	Fluid power equipment	0.258	0.258
0134	Standard punches, industrial prototypes, d	0.059	-	01	Fluid power pumps and parts	0.057	0.057
03	Industrial molds	0.121	0.121	0111	Fluid power pumps	0.057	0.057
0301	Die casting molds	-	0.013	02	Fluid power valves	0.067	0.067
0302	Metal molds for wax, all types	-	0.001	0201	Fluid power valves	0.067	0.067
0303	Metal molds for rubber, all types	-	0.010	03	Fluid power accum/cushions/cyls. & parts	0.067	0.066
0305	Injection molds for plastic products	-	0.074	0312	Non-aerospace hydraulic fluid power cylind	0.029	0.029
0306	Other molds for plastic products	-	0.012	0313	Non-aerospace pneumatic fluid power cylind	0.012	0.012
0311	Molds made of materials other than metal	-	0.003	0314	Aerospace fluid power cylinders and actuat	0.018	0.018
0313	Components and parts for molds	-	0.001	0315	Parts for hydraulic & pneumatic cylinders/	0.007	0.007
0316	Foundry molds, except ingot molds	-	0.003	04	Fluid power hose and tube fittings	0.062	0.062
0319	All other molds made of metal	-	0.004	0411	Fluid power hose and tube fittings	0.062	0.062
0321	Metal injection-type molds for plastics	0.074	-	05	Parts for fluid power valves	0.006	0.006
0322	Other molds	0.047	-	0501	Parts for fluid power valves	0.006	0.006
114	General purpose machinery and equipment	1.975	1.973	1144	Industrial material handling equipment	0.270	0.269
1141	Pumps, compressors, and equipment	0.228	0.228	02	Conveying equipment	0.127	0.127
02	Industrial pumps	0.062	0.062	0212	Unit handling convey/convey sys hoists/far	0.071	0.071
0212	Industrial pumps, ex. hydraulic fluid powe	0.062	0.062	0214	Parts/acces. for unit handling conveyors &	0.006	0.006
03	Stationary air compressors	0.029	0.029				

See footnotes at end of table.

Table 11. Relative importance of commodity groupings and individual items in the producer price index with respect to all commodities, December 2002¹--Continued

Commodity code	Index	Relative importance		Commodity code	Index	Relative importance	
		Revised (1997)	Former (1997)			Revised (1997)	Former (1997)
0216	Bulk mtl hndlg conveyors & conveying sy ex	0.038	0.038	0143	Dust collection & air purification equip.	0.032	0.032
0218	Pts & access for bulk mtl hndlg conveyors &	0.013	0.013	0144	Dust collection and a/c equip.	0.016	0.016
03	Industrial trucks and tractors	0.121	0.120				
0353	Work trucks w/lifting & handling equip. ri	0.025	0.024	1148	Air conditioning and refrigeration equip	0.404	0.404
0356	Work trucks w/lifting & handling equip non	0.039	0.039	01	Heat transfer equipment	0.035	0.035
0357	Work trucks without lifting & handling equi	0.007	0.007	0131	Heat transfer equipment	0.035	0.035
0358	Bulk powered material moving equipment	0.026	0.026	02	Unitary air conditioners	0.119	0.119
0378	Parts, attachments, and accessories	0.024	0.023	0222	Unitary air conditioners	0.119	0.119
04	Hoists, cranes and stacking machines	0.022	0.022	03	Commercial refrigeration equipment	0.067	0.067
0481	Hoists, including parts	0.014	0.014	0331	Commercial refrigeration equipment	0.067	0.067
0485	Cranes, including parts	0.008	0.008	04	Refrigerant compressors	0.117	0.116
				0411	Refrigerant compressors	0.117	0.116
1145	Mechanical power transmission equipment	0.125	0.125	05	Refrigeration condensing units	0.006	0.006
01	Speed changers, drives, gears	0.056	0.056	0511	Refrigeration condensing units	0.006	0.006
0106	Speed reducers, fixed ratio, enclosed	0.019	0.019	06	Other a/c and refrigeration equipment	0.019	0.019
0107	Gear motors	0.008	0.008	0631	Other refrigeration, ac, & soda fountain e	0.019	0.019
0108	Loose gear, pinions and racks	0.020	0.020	09	Parts & accessories for a/c & refrig. equip	0.042	0.042
0109	Mechanical-variable speed changers	0.004	0.004	0901	Parts & accessories-ac, heat transfer & re	0.042	0.042
0112	Industrial high speed drives	0.002	0.002				
0114	Parts/components for speed changers,	0.003	0.003	1149	Miscellaneous general purpose equipment	0.552	0.552
02	Other power transmission equipment	0.068	0.068	02	Metal valves, except fluid power	0.190	0.190
0201	Plain bearings and bushings	0.010	0.010	0201	Gates, globes, angles, and checks	0.050	0.050
0202	Clutches	0.011	0.011	0202	Ball valves	0.025	0.025
0203	Flexible couplings	0.008	0.008	0203	Butterfly valves	0.011	0.011
0204	Chains for sprocket drives	0.009	0.009	0204	Plug valves	0.008	0.008
0205	Sprockets	0.004	0.004	0205	Plumbing and heating valves (low pressure)	0.014	0.014
0206	Pulleys	0.001	0.001	0208	Solenoid valves	0.011	0.011
0209	Other power transmission equipment, incl.	0.015	0.015	0209	Other valves	0.025	0.025
0211	Universal joints, ball joints, drives & fl	0.010	0.010	0211	Automatic valves	0.046	0.046
				03	Metal pipe fittings, flanges, and unions	0.048	0.048
1146	Scales and balances	0.014	0.014	0301	Metal pipe fittings, flanges, and unions	0.048	0.048
11	Vehicle and industrial scales	0.008	0.008	05	Ball and roller bearings	0.130	0.130
1133	Bench and portable scales	0.001	0.001	0506	Integral shaft ball bearings	0.002	0.002
1134	Floor scales	0.001	0.001	0514	Single row maximum capacity ball bearings	0.000	0.000
1135	Motor truck and railroad track scales	0.002	0.002	0516	Double row annular ball bearings	0.006	0.006
1137	Misc. industrial scales	0.004	0.004	0518	Angular contact ball bearings	0.003	0.003
1138	Automatic checkweighers	0.001	0.001	0526	Other single row conrad ball bearings, pre	0.024	0.024
12	Retail, commercial, household, & mail scale	0.004	0.004	0527	Other ground and unground ball bearings	0.001	0.001
1241	Commercial and retail scales	0.002	0.002	0528	Miniature single row conrad ball bearings	0.000	0.000
1242	Bathroom scales	0.001	0.001	0534	Mounted bearings	0.011	0.010
1243	Person-weighing scales and misc. household	0.001	0.001	0535	Ball and roller bearing parts and componen	0.013	0.013
1244	Mailing and parcel post scales	0.001	0.001	0536	Thrust ball bearings	0.003	0.003
13	Parts, attachments, and accessories	0.002	0.002	0537	Taper roller bearings	0.033	0.033
1343	Attachments and accessories	0.002	0.002	0538	Roller bearings, except taper	0.027	0.027
1344	Parts	0.001	0.001	0539	Other ball bearings	0.008	0.008
				07	Industrial patterns	0.018	0.018
1147	Fans and blowers, except portable	0.092	0.092	0701	Industrial patterns	0.018	0.018
01	Fans and blowers, except portable	0.092	0.092	08	Filters and strainers	0.085	0.085
0141	Centrifugal fans and blowers	0.030	0.030	0801	Filters and strainers	0.085	0.085
0142	Propeller fans and accessories	0.014	0.014				

See footnotes at end of table.

Table 11. Relative importance of commodity groupings and individual items in the producer price index with respect to all commodities, December 2002¹--Continued

Commodity code	Index	Relative importance		Commodity code	Index	Relative importance	
		Revised (1997)	Former (1997)			Revised (1997)	Former (1997)
11	Other miscellaneous general purpose equipment	0.081	0.081	01	Other than for home workshops	0.026	0.026
1101	Other miscellaneous general purpose equipment	0.081	0.081	0101	Sawmill equipment	0.010	0.010
115	Electronic computers and computer equipment	0.706	0.706	0102	Veneer, plywood, and hardboard making equipment	0.001	0.001
1151	Electronic computers	0.218	0.217	0103	Sawing machines, except sawmill equipment	0.002	0.002
01	Electronic computers	0.218	0.217	0104	Straight-line machinery: planers, sanders,	0.005	0.005
0111	Large-scale general purpose computers	0.043	0.043	0105	Boring and carving machinery, dovetailers,	0.002	0.002
0112	Mid-range general purpose computers	0.048	0.048	0106	Other woodworking machinery, incl. lathes	0.001	0.001
0114	Personal computers and workstations	0.097	0.097	0108	All other parts, attachments, and accessories	0.004	0.004
0115	Portable computers	0.016	0.016	0109	Assembling, gluing, laminating, & finishing	0.002	0.002
0121	Other computers	0.014	0.014	04	For home workshops	0.003	0.003
1152	Computer storage devices	0.099	0.099	0415	Woodworking machinery for home workshops	0.003	0.003
01	Computer storage devices, except parts	0.078	0.078	05	Woodworking power saw blades	0.011	0.011
0101	Computer storage devices, except parts	0.078	0.078	0521	Solid tooth	0.002	0.002
02	Parts and components	0.021	0.021	0522	Inserted tooth	0.003	0.003
0201	Parts and components	0.021	0.021	0525	Other woodworking power saw blades	0.007	0.007
1153	Computer terminals and parts	0.031	0.031	1164	Paper industries machinery	0.067	0.067
01	Computer terminals	0.027	0.027	01	Paper industries machinery	0.067	0.067
0101	Computer terminals	0.027	0.027	0103	Pulp mill machinery	0.008	0.008
02	Computer terminal parts, attachments, etc.	0.004	0.004	0105	Papermill machinery	0.053	0.053
0201	Computer terminal parts, attachments, accessories	0.004	0.004	0107	Paper and paperboard converting equipment	0.007	0.007
1154	Computer peripheral equipment and parts	0.359	0.359	1165	Printing trades machinery and equipment	0.070	0.070
02	Computer printers	0.121	0.121	01	Printing presses, offset, lithograph	0.013	0.013
0201	Computer printers	0.121	0.121	0113	Printing presses, offset, lithographic	0.013	0.013
05	Parts for computer peripheral equipment	0.069	0.069	02	Typesetting and casting machinery	0.003	0.003
0501	Parts for computer peripheral equipment	0.069	0.069	0211	Type setting and casting machinery	0.003	0.003
06	All other peripheral equipment	0.168	0.168	05	Bookbinding machinery and equipment	0.009	0.009
0601	All other peripheral equipment	0.168	0.168	0511	Bookbinding machinery and equipment	0.009	0.009
116	Special industry machinery and equipment	1.129	1.128	06	Printing presses, other than lithographic	0.008	0.008
1161	Food products machinery	0.057	0.057	0611	Printing presses, other than lithographic	0.008	0.008
01	Dairy industry machinery	0.007	0.007	09	Other printing machinery and equipment	0.037	0.037
0111	Dairy industry machinery	0.007	0.007	0911	Other printing machinery and equipment	0.037	0.037
04	Commercial food production machinery	0.024	0.024	1166	Other special industry machinery	0.583	0.583
0409	Commercial food production machinery	0.024	0.024	01	Rubberworking machinery	0.007	0.007
05	Industrial food production machinery	0.026	0.026	0109	Rubberworking machinery	0.007	0.007
0501	Industrial food production machinery	0.026	0.026	03	Plasticworking machinery	0.059	0.059
1162	Textile machinery and equipment	0.033	0.033	0309	Plasticworking machinery	0.059	0.059
12	Textile machinery	0.022	0.022	04	Chemical industry machinery	0.028	0.028
1201	Textile machinery	0.022	0.022	0415	Chemical industry machinery	0.028	0.028
77	Textile machinery parts and attachments	0.011	0.011	05	Automotive maintenance equipment	0.016	0.016
7701	Textile machinery parts and attachments	0.011	0.011	0501	Automotive maintenance equipment	0.016	0.016
1163	Woodworking machinery and equipment	0.041	0.041	06	Miscellaneous industry machinery	0.474	0.473
				0632	Foundry machinery and parts	0.009	0.009
				0638	Semiconductor manufacturing equipment	0.238	0.238
				0641	Printed circuit board manufacturing machinery	0.023	0.023
				0647	Special industry machinery & equipment & parts	0.203	0.203

See footnotes at end of table.

Table 11. Relative importance of commodity groupings and individual items in the producer price index with respect to all commodities, December 2002--Continued

Commodity code	Index	Relative importance		Commodity code	Index	Relative importance	
		Revised (1997)	Former (1997)			Revised (1997)	Former (1997)
1167	Packing and packaging machinery	0.101	0.101	0251	Porcelain and steatite insulators	0.006	0.006
01	Filling machinery	0.014	0.014	0264	Plastic boxes and covers	0.002	0.002
0103	Form-fill-seal machines	0.006	0.006	0266	Stamped metal outlet box	0.006	0.006
0108	Filling machines	0.008	0.008	0267	Stamped metal switch and receptacle box	0.011	0.011
03	Machinery for processing pkgs. & bottles	0.018	0.018	0272	Service entrance caps, ells, and connector	0.001	0.001
0302	Casing and cartoning machinery	0.006	0.006	0274	Rigid metal conduit	0.007	0.007
0307	Labeling and coding machinery	0.012	0.012	0276	Metal raceway and wireway: surface and und	0.004	0.004
04	Other packing & packaging machinery & pa	0.069	0.069	0277	Ventilated cable tray and accessories	0.001	0.001
0401	Wrapping, banding, bundling and fastening	0.008	0.008	0278	Fittings: cast conduit body, cover, and ga	0.004	0.004
0403	Parts for packing and packaging machinery	0.015	0.015	0279	Fittings, except cast conduit body, cover,	0.006	0.006
0404	Other packing and packaging machines	0.046	0.046	0281	EMT fittings	0.003	0.003
1168	Service industry machinery and parts	0.163	0.163	0282	Cable, cord and flexible conduit fittings	0.004	0.004
01	Service industry machinery and parts	0.163	0.163	0283	Other electrical metal conduit fittings	0.004	0.004
0101	Nonelectric commercial cooking equipment	0.018	0.018	0284	Cast metal box, cover, gasket, & access.:	0.002	0.002
0102	Electrical commercial cooking equipment	0.022	0.022	0285	Cast metal box, cover, gasket & access. ex	0.002	0.002
0104	Commercial floor maintenance machinery, ex	0.012	0.012	0286	Commercial pole and transmission line hard	0.017	0.017
0111	Commercial and industrial vacuum cleaners	0.013	0.013	0287	Noncommercial pole and transmission line h	0.002	0.002
0114	Water softeners and water heaters	0.016	0.016	0288	Suspension hardware for high voltage insul	0.001	0.001
0117	All other industry/commercial service mach	0.078	0.078	0291	Electrical metallic tubing	0.006	0.006
0122	Parts and access. for commercial cooking e	0.003	0.003	0294	Flexible nonmetallic conduit	0.002	0.002
1169	Commercial laundry & dry cleaning equip.	0.014	0.014	0296	Nonmetallic rigid conduit fittings	0.001	0.001
01	Laundry equipment	0.010	0.010	0298	Other noncurrent-carrying wiring devices	0.006	0.006
0101	Washers	0.000	0.000	1172	Integrating and measuring instruments	0.580	0.579
0102	Extractors	0.001	0.001	04	Integrating instruments	0.010	0.010
0103	Washer-extractor combinations	0.004	0.004	0401	Integrating instruments	0.010	0.010
0104	Drying tumblers	0.003	0.003	05	Test equip.- elect. character. & signals	0.558	0.557
0105	Flatwork ironers	0.000	0.000	0501	Test equipment-electrical characterist	0.558	0.557
0106	Laundry presses	0.001	0.001	06	Indicating and recording instruments	0.011	0.011
0107	Other commercial laundry equipment	0.001	0.001	0601	Indicating and recording instruments	0.011	0.011
02	Dry cleaning equipment	0.002	0.002	1173	Motors, generators, motor generator sets	0.246	0.246
0203	Dry cleaning presses	0.001	0.001	03	Fractional horsepower motors & generators	0.111	0.111
0205	Dry cleaning units	0.000	0.000	0312	Fractional horsepower motors & generators	0.111	0.111
0207	Other dry cleaning equipment	0.001	0.001	04	Integral horsepower motors	0.051	0.051
03	Parts, attachments, and accessories	0.002	0.002	0405	Integral horsepower motors & generators	0.051	0.051
0301	For commercial laundry equipment	0.002	0.002	05	Fractional horsepower motor-gen. sets	0.011	0.011
117	Electrical machinery and equipment	7.797	7.793	0501	Fractional horsepower motor-gen. sets	0.011	0.011
1171	Wiring devices	0.212	0.212	06	Integral horsepower motor-gen. sets	0.013	0.013
01	Current carrying	0.117	0.117	0601	Integral horsepower motor-gen. sets	0.013	0.013
0124	Metal contacts, precious and all other	0.005	0.005	07	Prime mover gen. sets	0.037	0.037
0142	Convenience & power outlets, ex. pin & sle	0.008	0.008	0701	Prime mover gen. sets	0.037	0.037
0143	Electric switches	0.037	0.037	08	Land transportation types	0.006	0.006
0144	Wire connectors for electrical circuitry	0.036	0.036	0801	Motor, gen., control equip., and parts	0.006	0.006
0145	Lampholders	0.004	0.004	09	Parts and supplies	0.017	0.017
0146	Current carrying wiring devices, n.e.c.	0.026	0.026	0901	Parts and supplies for motors and generato	0.017	0.017
02	Noncurrent carrying	0.095	0.095	1174	Transformers and power regulators	0.095	0.095
				02	Fluorescent lamp ballasts	0.019	0.019

See footnotes at end of table.

Table 11. Relative importance of commodity groupings and individual items in the producer price index with respect to all commodities, December 2002¹--Continued

Commodity code	Index	Relative importance		Commodity code	Index	Relative importance	
		Revised (1997)	Former (1997)			Revised (1997)	Former (1997)
0299	Fluorescent lamp ballasts	0.019	0.019	03	Power, transmitter, special purpose tubes	0.020	0.020
09	Power & distribution transformers, ex pa	0.048	0.048	0355	Power, transmitter, special purpose tubes	0.020	0.020
0999	Power and distribution transformers, ex. p	0.048	0.048	11	Capacitors	0.063	0.064
11	Parts & all other transformers	0.028	0.028	1141	Paper, plastic, metalized and dual, fixed	-	0.012
1101	Commer./institutional/indus. gen/ pump. tr	0.007	0.007	1142	Tantalum electrolytic, fixed	-	0.016
1102	Specialty transformers, ex. fluorescent la	0.010	0.010	1143	Aluminum electrolytic, fixed	-	0.004
1109	Power regulators, boosters, other transfor	0.011	0.011	1144	Single-layer, ceramic dielectric, fixed	-	0.001
				1145	Multi-layer, ceramic dielectric, fixed	-	0.028
1175	Switchgear, switchboard, etc. equipment	0.405	0.404	1146	Other fixed capacitors	-	0.003
07	Industrial controls	0.231	0.231	1147	Variable capacitors	-	0.001
0799	Industrial controls	0.231	0.231	1148	Capacitors for electronic circuitry	0.063	-
11	Switchgear, exc. ducts & contr. circuit relays	0.046	0.046	12	Resistors for electric applications	0.042	0.042
1101	Switchgear, except ducts and control circu	0.046	0.046	1201	Fixed, surface mounted, excluding carbon t	0.005	0.005
12	Power circuit breakers, all types	0.011	0.011	1202	Fixed, having two leads, excluding carbon	0.011	0.011
1201	Power circuit breakers, all types	0.011	0.011	1203	Resistor networks, having more than two le	0.006	0.006
13	Panelboards & switching & interrupting devs.	0.058	0.058	1204	Variable, non-wirewound	0.010	0.010
1301	Panelboards and switching and interrupting	0.058	0.058	1205	Nonlinear resistors, inc. thermistors and	0.005	0.005
14	Fuses/equip. < 2300 volts ex. power dist cu	0.015	0.015	1209	Resistor parts and other resistors	0.006	0.006
1401	Fuses/equip. volts, ex. power dist. cutout	0.015	0.015	21	Relays	0.014	0.014
15	Molded case circuit breakers	0.035	0.035	2116	Relays for electronic applications	0.014	0.014
1501	Molded case circuit breakers	0.035	0.035	22	Switches, mechanical (electronic appl.)	0.019	0.019
18	Relays for switchgear & industrial controls	0.009	0.009	2299	Switches, mechanical (electronic appl.)	0.019	0.019
1801	Relays for switchgear & industrial control	0.009	0.009	24	Connectors	0.099	0.099
				2411	Coaxial connectors (radio frequency)	0.016	0.016
1176	Communication and related equipment	2.026	2.024	2421	Cylindrical connectors, h.d. and std.	0.006	0.006
01	Telephone and telegraph equipment	0.664	0.663	2422	Miniature cylindrical	0.004	0.004
0112	Carrier line equipment and external modems	0.144	0.144	2423	Subminiature cylindrical	0.006	0.006
0121	Switching equipment	0.224	0.223	2431	Rack and panel, integral shell	0.006	0.006
0141	Other telephone and telegraph apparatus	0.296	0.296	2432	Rack and panel, other	0.008	0.008
02	Radio & television communication equipment	1.363	1.361	2441	Printed circuit, card insertion	0.001	0.001
0201	Broadcast, studio and related equipment	0.040	0.040	2442	Printed circuit, two-piece type	0.002	0.002
0202	Radio communication, fiber optics & relate	0.574	0.573	2464	Hermetic sealed connectors, except coaxial	0.007	0.007
0203	Intercom, alarm & traffic control systems	0.079	0.079	2465	Audio and microphone	0.002	0.002
0205	Electronic warfare/missile/spec. vhcl & in	0.134	0.134	2466	Planar cable connectors	0.012	0.012
0207	Navigation, recon. & surveillance systems	0.265	0.265	2467	Miscellaneous special types	0.023	0.023
0208	Radar, sonar, & other search sys., ex. lig	0.161	0.161	2471	Parts for connectors	0.006	0.006
0211	Electronic systems and equipment, n.e.c.	0.109	0.109	25	Magnetic and optical recording media	0.117	0.117
				2599	Magnetic and optical recording media	0.117	0.117
1177	Electric lamps/bulbs and parts	0.061	0.061	28	Filters, crystals, and transducers	0.044	0.044
01	Incandescent	0.033	0.033	2891	Filters and piezoelectric devices	0.018	0.018
0115	Incandescent	0.033	0.033	2892	Electronic transducers	0.026	0.026
02	Other than incandescent	0.021	0.021	31	Diodes and rectifiers	0.025	0.025
0221	Flourescent, hot cathode	0.016	0.016	3109	Diodes and rectifiers, other than LEDs	0.025	0.025
0222	Other electric discharge	0.005	0.005	35	Transistors	0.030	0.030
03	Parts for electric lamps/bulbs	0.007	0.007	3509	Transistors	0.030	0.030
0301	Parts for electric lamps/bulbs	0.007	0.007	37	Optoelectronic devices	0.074	0.074
				3719	Other finished semiconductor devices	0.074	0.074
1178	Electronic components and accessories	3.470	3.468	41	Digital bi-polar integrated circuits	0.056	0.056
02	Cathode ray T.V. picture tube	0.056	0.056	4109	Other digital integrated circuits, inc bip	0.056	0.056
0225	Cathode ray TV picture tubes	0.056	0.056				

See footnotes at end of table.

Table 11. Relative importance of commodity groupings and individual items in the producer price index with respect to all commodities, December 2002--Continued

Commodity code	Index	Relative importance		Commodity code	Index	Relative importance	
		Revised (1997)	Former (1997)			Revised (1997)	Former (1997)
42	Digital MOS integrated circuits	0.378	0.378	0609	Parts for engine electrical equipment	0.012	0.012
4221	MOS, memory	0.086	0.086	08	Porcelain electrical supplies, ex insulator	0.018	0.018
4223	Other MOS, incl. logic, MCU, and MPR	0.288	0.288	0801	Porcelain electrical supplies, except clas	0.018	0.018
4225	MOS, microprocessors	0.003	0.003	29	Electrical industrial apparatus, n.e.c.	0.067	0.067
45	Linear integrated circuits	0.145	0.145	2901	Industrial capacitors	0.008	0.008
4559	Non-digital monolithic integrated circuits	0.145	0.145	2902	Rectifying apparatus	0.044	0.044
46	Hybrid integrated circuits	0.026	0.026	2903	Industrial coil windings & other misc. equ	0.015	0.015
4619	Hybrid integrated circuits	0.026	0.026				
48	Other semiconductor devices and parts	0.130	0.130	118	Miscellaneous instruments	0.733	0.733
4815	Semiconductor dice and wafers	0.096	0.096				
4817	Semiconductor parts (packages, other acces	0.034	0.034	1181	Environmental controls	0.060	0.060
49	Printed circuit boards	0.194	0.194	01	Building comfort controls	0.040	0.040
4901	Printed circuit boards	0.194	0.194	0101	Building comfort controls	0.040	0.040
53	Electronic transformers and coils	0.034	0.034	02	Appliance regulation controls	0.015	0.015
5399	Electronic transformers and coils	0.034	0.034	0201	Appliance regulation controls	0.015	0.015
56	Other electronic components	1.371	1.370	09	Parts	0.005	0.005
5601	Other electronic components	1.371	1.370	0901	Parts	0.005	0.005
57	MW components, ex tubes, semicon., antenna	0.043	0.043				
5799	MW components, ex. tubes, semicon., antenn	0.043	0.043	1182	Process control instruments	0.169	0.169
61	Complex component assemb., packs, modules	0.490	0.489	01	Process control instruments	0.169	0.169
6199	Complex component assemblies, packs, & mod	0.490	0.489	0111	Display and control receiver type instrume	0.009	0.009
				0121	Temperature instruments, excl. receiver ty	0.026	0.026
1179	Miscellaneous electrical mach and equip	0.702	0.703	0131	Pressure and draft instruments, excl. rece	0.019	0.019
01	Storage batteries	0.092	0.092	0141	Flow and liquid level instruments	0.040	0.040
0103	Lead acid batteries, 1.5 cubic foot or les	0.061	0.061	0151	Continuous process gas & liquid analysis i	0.020	0.020
0104	Lead acid batteries, larger than 1.5 cubic	0.023	0.023	0191	Other process control products and parts	0.055	0.055
0105	Storage batteries other than lead acid, in	0.008	0.008				
02	Primary batteries, dry and wet	0.058	0.058	1184	Fluid meters and counting devices	0.087	0.087
0224	Primary cells/batteries, vol. 18.3 cu. inc	0.041	0.041	01	Fluid meters and counting devices	0.087	0.087
0225	Primary cells/batteries, vol. more than 18	0.016	0.016	0102	Integrating & totalizing meters for gas or	0.027	0.027
03	Carbon and graphite products	0.036	0.036	0103	Counting devices	0.010	0.010
0324	Graphite electrodes	0.012	0.012	0104	Motor vehicle indicating instruments	0.050	0.050
0331	Automotive generator brushes	0.001	0.001				
0333	Contacts, brushplates and brushes, except	0.004	0.004	1185	Engineering and scientific instruments	0.120	0.120
0341	Other carbon and graphite products, mechan	0.004	0.004	01	Aeronautical, nautical, & navigational inst	0.064	0.064
0343	Other carbon and graphite products, non-me	0.015	0.015	0111	Aeronautical, nautical, & navigational ins	0.064	0.064
05	X-ray and electromedical equipment	0.245	0.246	02	Laboratory apparatus	0.043	0.043
0512	Irradiation equipment	0.070	0.070	0211	Laboratory apparatus	0.043	0.043
0514	Diagnostic electromedical equipment	0.055	0.055	03	Surveying/drafting instrs. & lab. furn.	0.013	0.013
0516	Electrotherapeutic equipment	0.050	0.050	0322	Laboratory furniture	0.005	0.005
0517	Other electromedical equipment, exc diag &	0.056	-	0329	Surveying/drafting instruments	0.007	0.007
0518	Patient monitoring equipment	-	0.030				
0519	Surgical support systems	-	0.027	1186	Optical instruments and lenses	0.199	0.198
0524	Parts and accessories for electromedical e	0.014	0.014	01	Sighting, tracking & fire-control equip.	0.018	0.018
06	Engine electrical equipment	0.186	0.186	0111	Sighting, tracking & fire-control equip.,	0.018	0.018
0601	Cable sets and ignition wiring harnesses	0.022	0.022	02	Optical instruments and lenses	0.044	0.044
0604	Starting motors	0.017	0.017	0211	Optical instruments and lenses	0.044	0.044
0605	Spark plugs	0.012	0.012	03	Laboratory analytical instruments	0.136	0.136
0607	Alternators, generators, and regulators	0.052	0.052	0311	Laboratory analytical instruments	0.136	0.136
0608	Other complete engine electrical equipment	0.072	0.072				

See footnotes at end of table.

Table 11. Relative importance of commodity groupings and individual items in the producer price index with respect to all commodities, December 2002¹--Continued

Commodity code	Index	Relative importance		Commodity code	Index	Relative importance	
		Revised (1997)	Former (1997)			Revised (1997)	Former (1997)
1189	Measuring & controlling devices, n.e.c.	0.099	0.099	0344	Rock and coal drills, all types	0.004	0.004
01	Aircraft engine instruments	0.013	0.013	0359	Roof bolters	0.001	0.001
0199	Aircraft engine instruments	0.013	0.013	0371	All other mining machinery	0.001	0.001
02	Phys. prop. & kinematic test, insp. & meas eq	0.041	0.041	06	Mineral beneficiation machinery	0.016	0.016
0299	Physical properties & kinematic test, insp.	0.041	0.041	0612	Feeders	0.004	0.004
03	Comm. meteorological & general purpose inst	0.033	0.033	0621	Other mineral beneficiation equipment	0.012	0.012
0399	Thermometers, barometers, hygrometers & re	0.033	0.033	53	Mining machinery parts	0.019	0.019
04	Nuclear radiation detect. & monitoring inst.	0.013	0.013	5301	Mining machinery parts, excluding drills	0.017	0.017
0499	Nuclear radiation detect. & monitoring inst	0.013	0.013	5346	Percussion rock drill bits	0.001	0.001
119	Miscellaneous machinery	1.489	1.488	1193	Office and store machines and equipment	0.138	0.138
1191	Oil field and gas field machinery	0.120	0.120	01	Calculating and accounting machines	0.032	0.032
02	Oil field and gas field drilling machinery	0.078	0.078	0112	Calculating and accounting machines	0.029	0.029
0208	Wheel-mounted drilling and well-servicing	0.011	0.011	0115	Parts and attach. for calc. & acctng mach,	0.003	0.003
0216	Blowout preventers and accessories	0.012	0.012	05	Safes and vaults	0.010	0.010
0223	Drill collars	0.001	0.001	0516	Safes and vaults	0.010	0.010
0227	Tungsten-carbide insert bits	0.010	0.010	06	Coin-operated auto. merchandising machines	0.025	0.025
0228	Steel-toothed bits	0.004	0.004	0654	Coin-operated auto. merchandising mach., e	0.020	0.020
0229	Other bits, including diamond bits	0.002	0.002	0656	Parts for automatic merchandising machines	0.006	0.006
0234	Cementing, floating, guiding, and shoe equ	0.008	0.008	07	Other office and store machines and parts	0.047	0.047
0236	Well surveying equipment	0.001	0.001	0753	Mailing, letter handling, and addressing m	0.033	0.033
0241	Drawworks and accessories	0.000	0.000	0755	Standard typewriters, and all other office	0.005	0.005
0249	Derricks, substructures, and accessories	0.001	0.001	0757	Parts/attach. for std. typewriters/other o	0.004	0.004
0251	Other rotary drilling surface equipment	0.007	0.007	0758	Automatic typing and word processing machi	0.003	0.003
0252	Other rotary subsurface drilling equipment	0.011	0.011	0759	Duplicating machines, except parts and att	0.002	0.002
0256	Other oil and gas field drilling equipment	0.010	0.010	08	Coin-operated amusement machines	0.023	0.023
04	Oil field and gas field production machiner	0.041	0.041	0801	Coin-operated amusement machines	0.023	0.023
0403	Christmas tree assemblies, casing and tubi	0.008	0.008	1194	Internal combustion engines	0.389	0.389
0412	Sucker rods	0.002	0.002	01	Gasoline engines	0.052	0.052
0414	Pumping units and other surface lifting eq	0.001	0.001	0116	Gasoline engines	0.052	0.052
0421	Retrievable packers and accessories	0.003	0.003	02	Outboard engines	0.019	0.019
0422	Permanent packers and accessories	0.004	0.004	0201	Outboard engines	0.019	0.019
0427	Separating, metering, and treating equipme	0.003	0.003	07	Diesel, semidiesel, & dual fuel, non-auto	0.070	0.070
0429	Chokes, manifolds, and accessories	0.002	0.002	0725	Diesel, semidiesel, and dual fuel, non-aut	0.070	0.070
0449	Other oil and gas field production machine	0.014	0.014	08	Diesel, semidiesel, & dual fuel, auto.	0.137	0.137
0455	Parts for oil and gas field production mac	0.005	0.005	0811	Diesel, semidiesel, & dual fuel engines, a	0.137	0.137
1192	Mining machinery and equipment	0.069	0.069	11	Gas engines, except turbines	0.010	0.010
01	Underground mining machinery	0.015	0.015	1101	Gas engines, including LPG, excluding turb	0.010	0.010
0102	Loading machines, underground mine	0.004	0.004	13	Parts and accessories for i.c. engines	0.091	0.091
0104	Continuous mining machines	0.005	0.005	1301	Parts and accessories for i.c. engines	0.091	0.091
0107	Longwall mining machines	0.001	0.001	14	Tank & converted internal combustion engine	0.010	0.010
0133	Other underground mining	0.005	0.005	1401	Tank and converted internal combustion eng	0.010	0.010
02	Crushing, pulverizing & screening machines	0.012	0.012	1195	Machine shop products	0.580	0.580
0202	Stationary type crushers	0.006	0.006	01	Carburetors, pistons, piston rings, & valve	0.055	0.055
0234	Screens (vibrating, stationary), incl. tro	0.002	0.002	0101	Carburetors, new, for motor vehicles	0.014	0.014
0237	Grinding mills and pulverizers	0.004	0.004	0102	Carburetors, rebuilt, all types	0.002	0.002
03	Drills and other mining machinery	0.007	0.007	0103	Carburetors, new, excluding motor vehicles	0.002	0.002

See footnotes at end of table.

Table 11. Relative importance of commodity groupings and individual items in the producer price index with respect to all commodities, December 2002¹--Continued

Commodity code	Index	Relative importance		Commodity code	Index	Relative importance	
		Revised (1997)	Former (1997)			Revised (1997)	Former (1997)
0107	Parts for carburetors	0.007	0.007	0221	Buffets and servers	0.006	0.006
0108	Pistons for motor vehicles	0.008	0.008	0231	China and corner cabinets	0.006	0.006
0109	Pistons, excluding for motor vehicles	0.002	0.002	0233	Other dining rm & kitchen furniture	0.002	0.002
0112	Piston rings, compress type, for motor veh	0.005	0.005	03	Bedroom furniture	0.096	0.096
0115	Piston rings, compression type, ex. motor	0.001	0.001	0336	Beds, including bunk and water beds	0.013	0.013
0116	Valves (eng. intake/exhaust) ex. for motor	0.003	0.003	0341	Headboard & headboard sets	0.015	0.015
0117	Piston rings, oil type, for motor vehicle	0.003	0.003	0342	Dresser, vanities and dressing tables	0.020	0.020
0118	Piston rings, oil type, excluding motor ve	0.001	0.001	0344	Night tables & stands	0.012	0.012
0122	Valves (intake & exhaust) for motor vehicl	0.005	0.005	0351	Chests	0.019	0.019
0126	Piston pins	0.001	0.001	0353	Wardrobes and wardrobe-type cabinets	0.008	0.008
05	Other machine shop products	0.525	0.525	0355	Other nonupholstered bedroom furniture	0.009	0.009
0501	Other machine shop products	0.525	0.525	04	Other wood household furniture	0.055	0.055
1196	Steam, gas, & hydraulic turbines & parts	0.061	0.061	0462	Infants' and childrens' wood furniture	0.007	0.007
01	Steam, gas, and hydraulic turbines	0.022	0.022	0463	Unpainted wood furniture	0.002	0.002
0101	Mechanical drive steam turbines	0.018	0.018	0465	Unassembled or knockdown wood furniture	0.033	0.033
0104	Hydraulic and other turbines	0.004	0.004	0467	TV, radio, stereo & sewing machine cabinet	0.012	0.012
02	Turbine parts and accessories	0.039	0.039	1213	Upholstered household furniture	0.198	0.198
0201	Parts & accessories for steam engines & tu	0.025	0.025	01	Upholstered household furniture	0.198	0.198
0202	Parts & accessories for gas turbines	0.014	0.014	0101	Sofas, including sectional sofa pieces	0.104	0.104
1197	Turbine generator sets and parts	0.087	0.087	0111	Chairs, including rockers and recliners	0.061	0.061
01	Turbine generator sets and parts	0.087	0.087	0121	Sofa bed, convertible	0.013	0.013
0101	Steam, gas & hydraulic turbine generator s	0.087	0.087	0123	All other dual purpose sleep furniture	0.012	0.012
1199	Other miscellaneous machinery	0.045	0.045	0131	Other upholstered household furniture	0.007	0.007
01	Other miscellaneous machinery	0.045	0.045	1214	Bedding	0.081	0.081
0191	Other miscellaneous machinery products	0.045	0.045	01	Bedding	0.081	0.081
12	Furniture and household durables	2.530	2.527	0104	Innerspring mattress and foundation set	0.075	0.075
121	Household furniture	0.589	0.588	0114	Other mattresses, including crib and inser	0.006	0.006
1211	Metal household furniture	0.031	0.031	0122	Hybrid-type sleep system floatation ensemb	0.000	0.000
01	Metal household furniture	0.031	0.031	1215	Porch and lawn furniture	0.019	0.019
0102	Metal household dining, dinette, breakfast	0.008	0.008	01	Porch and lawn furniture	0.019	0.019
0104	Other metal household furniture	0.022	0.022	0112	Metal porch, lawn, outdoor & casual furnit	0.019	0.019
1212	Wood household furniture	0.247	0.247	1216	Household furniture, n.e.c.	0.013	0.013
01	Living room furniture	0.053	0.053	01	Household furniture, n.e.c.	0.013	0.013
0101	Table	0.014	0.014	0101	Household furniture, except wood and metal	0.013	0.013
0103	Desks	0.005	0.005	122	Commercial furniture	0.739	0.738
0105	Chairs	0.004	0.004	1221	Wood office furniture and store fixtures	0.184	0.184
0106	Credenzas and bookcases	0.002	0.002	01	Wood office furniture and store fixtures	0.184	0.184
0107	Cabinets, except sewing machines	0.005	0.005	0112	Seating	0.001	0.001
0109	Other nonupholstered living rm furniture	0.023	0.023	0113	Desks and extensions	0.008	0.008
02	Dining room furniture	0.043	0.043	0114	Storage units, files and tables	0.003	0.003
0211	Table	0.014	0.014	0116	Other wood office furniture	0.058	0.058
0216	Chairs	0.016	0.016	0141	Partitions, shelving, and lockers	0.061	0.061
				0151	Plastic laminated fixture tops	0.007	0.007

See footnotes at end of table.

Table 11. Relative importance of commodity groupings and individual items in the producer price index with respect to all commodities, December 2002¹--Continued

Commodity code	Index	Relative importance		Commodity code	Index	Relative importance	
		Revised (1997)	Former (1997)			Revised (1997)	Former (1997)
0161	Fixtures for stores, banks, offices, &	0.046	0.046	0111	Free-standing electric ranges	-	0.018
1222	Nonwood furniture and store fixtures	0.314	0.314	0113	Built-in electric ovens	-	0.005
02	Filing cabinets and cases	0.049	0.049	0115	Built-in surface cooking tops, electric	-	0.002
0202	Storage units, files and tables	0.049	0.049	0121	Portable microwave ovens	-	0.012
03	Furniture	0.124	0.124	0124	Other ranges, stoves, and ovens, electric/	-	0.000
0321	Desks and extensions	0.010	0.010	0129	Parts and accessories for electric cooking	-	0.002
0325	Office seating	0.039	0.039	0134	Free-standing gas ranges	-	0.001
0326	Other nonwood office furniture	0.075	0.075	0135	Built-in or stack-on gas ovens	-	0.011
04	Partitions and fixtures	0.141	0.141	0136	Surface cooking tops, gas	-	0.001
0403	Partitions prefabricated, assembled, o	0.007	0.007	0137	Nonstandard type gas ranges	-	0.002
0405	Shelving and lockers	0.030	0.030	0139	Gas household units and related parts and	0.023	-
0407	Storage racks and accessories	0.028	0.028	0141	Parts and accessories for gas ranges and o	0.001	0.001
0409	Fixtures for stores, banks, offices, &	0.076	0.076	0151	Permanent outdoor cooking units	-	0.000
1223	Public building furniture	0.159	0.159	0153	Portable outdoor cooking units	-	0.026
01	Public building furniture	0.159	0.159	0155	Parts and accessories for outdoor cooking	-	0.003
0101	School furn. exc. stone, concrete, & libra	0.015	0.015	0169	Other household equip, exc elec & gas, and	0.023	-
0102	Public bldg. & related furn.exc. school &	0.144	0.144	02	Laundry equipment	0.073	0.071
1224	Furniture and fixtures n.e.c.	0.081	0.081	0211	Washing machine, automatic	-	0.042
01	Furniture and fixtures n.e.c.	0.081	0.081	0213	Washing machine, non-automatic & all other	-	0.005
0101	Hospital beds	0.017	0.017	0221	Household laundry equipment and parts	0.073	-
0102	Restaurant, cafeteria & bar furniture	0.038	0.038	0232	Electric dryers	-	0.017
0103	Other furniture and fixtures, n.e.c.	0.026	0.026	0233	Gas dryer	-	0.007
123	Floor coverings	0.274	0.274	03	Refrigeration equipment	0.087	0.087
1231	Soft surface floor coverings	0.222	0.222	0329	Household refrigerators, incl. comb. refri	0.079	-
01	Tufted broadloom	0.206	0.206	0331	Refrigerator-freezer-sink combo., 13.4 cu	-	0.005
0161	Tufted broadloom, nylon	0.146	0.146	0332	Refrigerator-freezer-sink combo., 13.5 - 1	-	0.029
0165	Other tufted carpets and rugs	0.060	0.060	0333	Refrigerator-freezer-sink combo., 19.5 cu	-	0.045
03	Woven carpets/rugs made from textile yarns	0.002	0.002	0337	Food freezers, complete units, household	0.007	0.007
0301	Woven carpets and rugs, made from textile	0.002	0.002	0339	Parts and attachments for household refrig	0.001	-
04	Carpets & rugs not made from textile yarns	0.014	0.014	04	Other major appliances	0.053	0.053
0401	Carpets & rugs, not made from textile yarn	0.014	0.014	0445	Room air conditioners	0.021	0.021
1232	Hard surface floor coverings	0.038	0.038	0452	Other household appliances and parts	0.032	0.032
01	Hard surface floor coverings	0.038	0.038	1243	Household vacuum cleaners, parts, & attach.	0.045	0.045
0171	Hard surface floor coverings	0.038	0.038	01	Vacuum cleaners	0.045	0.045
1233	Commission finishing/dyeing, floor covering	0.013	0.013	0111	Canister, tank, and all other general purp	0.013	0.013
01	Commission finishing/dyeing, floor covering	0.013	0.013	0113	All other vacuum cleaner types & parts & a	0.011	0.011
0101	Commission finishing/dyeing of floor cover	0.013	0.013	0121	Upright	0.021	0.021
124	Household appliances	0.421	0.419	1244	Electric housewares and fans	0.064	0.064
1241	Major appliances	0.296	0.295	01	Small household appliances	0.043	0.043
01	Cooking equipment	0.083	0.084	0178	Small household appliances	0.043	0.043
0105	Elec and microwave household cooking units	0.036	-	02	Electric fans	0.018	0.018
				0228	Electric fans	0.018	0.018
				03	Parts & attach. - small elect. appliances	0.003	0.003
				0311	Parts & attachments for small electrical a	0.003	0.003
				1245	Electric lamps	0.015	0.015
				01	Electric lamps	0.015	0.015

See footnotes at end of table.

Table 11. Relative importance of commodity groupings and individual items in the producer price index with respect to all commodities, December 2002--Continued

Commodity code	Index	Relative importance		Commodity code	Index	Relative importance	
		Revised (1997)	Former (1997)			Revised (1997)	Former (1997)
0135	Portable residential fixtures, inc. parts	0.015	0.015	02	Lawn mowers, walk-behind	0.033	0.033
125	Home electronic equipment	0.159	0.158	0201	Rotary, push type, gasoline engine powered	0.018	0.018
1252	Television receivers	0.092	0.091	0202	Rotary, self-propelled, gasoline engine po	0.012	0.012
02	Color TV receivers	0.092	0.091	0205	Reel, electric, and battery powered	0.003	0.003
0201	Color console TV receiver	0.021	0.021	03	Other nonriding lawn and garden equipment	0.029	0.029
0202	Color TV, table & port, over 10"-17"	0.005	0.005	0301	Rotary garden tillers	0.008	0.008
0203	Color TV, table & port, over 17"	0.056	0.056	0302	Snow throwers, excluding attachment type	0.007	0.007
0206	Projection televisions	0.009	0.009	0309	Powered lawn edgers/trimmers	0.008	0.008
1253	Other home electronic equipment	0.067	0.067	0319	Other consumer nonriding lawn, garden & sn	0.006	0.006
06	High fidelity equipment and components	0.017	0.017	04	Lawn tractors & riding mowers & equipment	0.042	0.042
0601	High fidelity equipment and components	0.017	0.017	0401	Front engine tractors and mowers	0.027	0.027
07	Speakers, including loudspeaker systems	0.050	0.050	0402	Rear engine tractors and mowers	0.013	0.013
0701	Loudspeakers, sold separately	0.020	0.020	0403	Other consumer riding lawn, garden & snow	0.002	0.002
0702	Microphones	0.003	0.003	05	Parts & attach., consumer lawn & garden eq.	0.019	0.019
0703	Loudspeakers, bookshelf	0.009	0.009	0501	Parts	0.009	0.009
0704	Loudspeakers, floor standing	0.010	0.010	0502	Attachments	0.010	0.010
0705	Other loudspeaker systems	0.004	0.004	1267	Cutlery, razors and razor blades	0.046	0.046
0707	Other equipment and accessories	0.004	0.004	01	Cutlery, razors and razor blades	0.046	0.046
126	Other household durable goods	0.349	0.349	0102	Razors and razor blades	0.027	0.027
1261	Tableware, kitchenware and other pottery	0.029	0.029	0141	Cutlery, scissors, shears, trimmers, a	0.020	0.020
01	Tableware and kitchenware	0.014	0.014	1268	Metal household containers	0.034	0.034
0101	Vitreous china table and kitchenware	0.000	0.000	01	Metal household containers	0.034	0.034
0102	Semivitreous table and kitchenware	0.013	0.013	0101	Stamped and spun utensils, aluminum	0.018	0.018
02	Pottery, except table and kitchenware	0.015	0.015	0102	Stamped and spun utensils except aluminum	0.016	0.016
0201	Art, decorative and novelty pottery	0.008	0.008	1269	Household durables, n.e.c.	0.055	0.055
0202	Other pottery products	0.007	0.007	01	Window shades, blinds, and accessories	0.055	0.055
1262	Household glassware	0.040	0.040	0101	Window shades made from textile fabric & a	0.010	0.010
01	Pressed and blown consumer glassware	0.040	0.040	0102	Venetian blinds	0.027	0.027
0102	Pressed and blown consumer glassware	0.040	0.040	0103	Curtain/drapery rods & shades/blinds, n.e.	0.012	0.012
1263	Hollowware	0.006	0.006	0111	Vacuum and insulated bottles, jugs and che	0.006	0.006
01	Hollowware	0.006	0.006	13	Nonmetallic mineral products	2.304	2.302
0121	Hollowware	0.006	0.006	131	Glass	0.299	0.298
1264	Household flatware	0.004	0.004	1311	Flat glass	0.207	0.207
01	Household flatware	0.004	0.004	04	Laminated glass	0.034	0.034
0121	Household flatware	0.004	0.004	0413	For construction/architectural uses	0.009	0.009
1265	Mirrors	0.012	0.012	0414	For automotive uses	0.020	0.019
01	Mirrors	0.012	0.012	0415	For other uses, n.e.c.	0.005	0.005
0102	Framed mirrors	0.006	0.006	05	Sheet, plate, and float glass	0.039	0.039
0103	Unframed mirrors	0.006	0.006	0511	Sheet, plate, and float glass	0.039	0.039
1266	Lawn/garden equipment excl. garden tractors	0.123	0.123	07	Specialty glass	0.135	0.135
				0711	Tempered glass for automotive use	0.027	0.027
				0712	Tempered glass for construction/architectu	0.021	0.021

See footnotes at end of table.

Table 11. Relative importance of commodity groupings and individual items in the producer price index with respect to all commodities, December 2002¹--Continued

Commodity code	Index	Relative importance		Commodity code	Index	Relative importance	
		Revised (1997)	Former (1997)			Revised (1997)	Former (1997)
0713	Tempered glass for other uses	0.006	0.006	134	Clay construction products ex. refractories	0.053	0.053
0714	Other flat glass products, n.e.c.	0.081	0.081				
1313	Other finished glassware	0.091	0.091	1342	Brick and structural clay tile	0.035	0.035
01	Pressed and blown glassware	0.081	0.081	01	Brick, except ceramic, glazed & refractory	0.035	0.035
0111	Lighting and electronic glassware	0.048	0.048	0101	Brick, except ceramic, glazed and refracto	0.035	0.035
0112	Other pressed and blown glassware	0.033	0.033	02	Glazed brick struct., hollow & facing tile	0.001	0.001
02	Automotive rearview mirrors	0.011	0.011	0201	Glazed brick & struct., hollow & facing ti	0.001	0.001
0211	Automotive rearview mirrors	0.011	0.011				
132	Concrete ingredients and related products	0.418	0.417	1344	Ceramic floor and wall tile	0.014	0.014
				01	Ceramic floor and wall tile	0.014	0.014
				0131	Ceramic floor and wall tile	0.014	0.014
1321	Construction sand/gravel/crushed stone	0.272	0.272	1345	Structural clay products, n.e.c.	0.003	0.003
01	Construction sand, gravel, & crushed stone	0.272	0.272	01	Structural clay products, n.e.c.	0.003	0.003
0101	Sand, construction	0.032	0.032	0101	Vitified clay sewer pipe and fittings	0.001	0.001
0111	Gravel, construction	0.035	0.035	0199	Other structural clay products, n.e.c.	0.002	0.002
0121	Crushed and broken stone	0.205	0.205				
1322	Cement	0.146	0.146	135	Refractories	0.055	0.055
01	Cement	0.146	0.146				
0161	Portland and other cements	0.146	0.146	1352	Clay refractories	0.026	0.026
133	Concrete products	0.647	0.646	01	Clay refractories	0.026	0.026
				0145	Bricks and shapes	0.010	0.010
				0151	Castable refractories	0.007	0.007
				0161	Unshaped clay refractories	0.005	0.005
1331	Concrete block and brick	0.060	0.060	0171	Other clay refractory mat'ls sold in lump	0.004	0.004
11	Structural block	0.045	0.045				
1135	Structural block	0.045	0.045	1353	Refractories, non clay	0.029	0.029
21	Decorative block	0.005	0.005	01	Refractories, non clay	0.029	0.029
2101	Decorative block	0.005	0.005	0113	Magnesite and magnesite-chrome bricks & sh	0.009	0.009
31	Concrete brick	0.004	0.004	0115	Silica bricks and shapes	0.001	0.001
3101	Concrete brick	0.004	0.004	0117	All other nonclay refractory bricks and sh	0.009	0.009
41	Paving blocks	0.006	0.006	0119	Nonclay refractory mortars/castables, hydr	0.001	0.001
4101	Paving blocks	0.006	0.006	0132	Plastic refractories & ramming mixes & non	0.002	0.002
				0141	Nonclay gunning mixes, basic and other	0.003	0.003
				0143	Other nonclay refractory materials in lump	0.004	0.004
1332	Concrete pipe	0.046	0.046	136	Asphalt felts and coatings	0.106	0.106
01	Concrete pipe	0.046	0.046				
0108	Concrete pipe	0.046	0.046				
1333	Ready-mixed concrete	0.396	0.396	1361	Prep. asphalt & tar roofing & siding prod.	0.088	0.088
01	Ready-mixed concrete	0.396	0.396	01	Prep. asphalt & tar roofing & siding produc	0.088	0.088
0101	Ready-mixed concrete	0.396	0.396	0102	Strip shingles	0.056	0.056
				0111	Smooth surface roll roofing	0.007	0.007
1334	Precast concrete products	0.107	0.107	0112	Mineral surface roll roofing	0.004	0.004
01	Precast concrete products	0.107	0.107	0121	Other prepared asphalt & tar roofing & sid	0.021	0.021
0106	Precast concrete products	0.107	0.107				
1335	Prestressed concrete products	0.038	0.038	1362	Other asphalt roofing	0.018	0.018
01	Prestressed concrete products	0.038	0.038	01	Other asphalt roofing	0.018	0.018
0107	Prestressed concrete products	0.038	0.038	0121	Roofing asphalts, pitches, coatings, and c	0.018	0.018

See footnotes at end of table.

Table 11. Relative importance of commodity groupings and individual items in the producer price index with respect to all commodities, December 2002¹--Continued

Commodity code	Index	Relative importance		Commodity code	Index	Relative importance	
		Revised (1997)	Former (1997)			Revised (1997)	Former (1997)
137	Gypsum products	0.084	0.084	0101	Glass sand	0.006	0.006
1371	Gypsum products	0.084	0.084	0111	Foundry sand	0.003	0.003
01	Gypsum products	0.084	0.084	0121	Other industrial sand	0.005	0.005
0102	Gypsum building plasters, boards and laths	0.068	0.069	02	Other nonmetallic minerals, n.e.c.	0.094	0.094
0116	Other gypsum products	0.015	0.015	0209	Minerals and earths ground or treated	0.058	0.057
138	Glass containers	0.095	0.095	0211	Dimension stone	0.004	0.004
1381	Glass containers	0.095	0.095	0214	Clay and related materials, n.e.c.	0.016	0.016
01	Glass containers	0.095	0.095	0299	Miscellaneous nonmetallic minerals, n.e.c.	0.017	0.017
0104	Glass containers	0.095	0.095	03	Nonmetallic mineral products, n.e.c.	0.019	0.019
139	Other nonmetallic minerals	0.548	0.548	0303	Mica products and stationary art goods	0.005	0.005
1392	Insulation materials	0.112	0.112	0399	Other nonmetallic mineral products	0.014	0.014
01	Mineral wool for structural insulation	0.083	0.083	14	Transportation equipment	10.812	10.803
0101	Building batt, blankets, and rolls	0.047	0.047	141	Motor vehicles and equipment	7.277	7.271
0102	Loose fiber and granulated fiber	0.006	0.006	1411	Motor vehicles	4.432	4.428
0103	Acoustical mineral wool	0.024	0.024	01	Passenger cars	1.913	1.911
0104	Other mineral wool for thermal insulation	0.007	0.007	0131	Passenger cars	1.913	1.911
02	Min. wool for indus. & equip. insulation	0.028	0.028	03	Motor coaches and buses	0.014	0.014
0201	Mineral wool for industrial and equipment	0.028	0.028	0305	Motor coaches and buses	0.014	0.014
1394	Paving mixtures and blocks	0.161	0.161	04	Motorcycles	0.025	0.025
01	Paving mixtures and blocks	0.161	0.161	0401	Motorcycles	0.025	0.025
0101	Paving asphalt	0.041	0.041	05	Trucks, 10,000 lbs. GVW and under	2.119	2.118
0111	Bituminous/asphaltic concrete mixtures and	0.117	0.117	0571	Trucks, 10,000 lbs. GVW and under	2.119	2.118
0112	Other paving mixtures and blocks	0.003	0.003	06	Trucks, over 10,000 lbs. GVW	0.357	0.356
1395	Cut stone and stone products	0.033	0.033	0681	Trucks, over 10,000 lbs. gvw	0.357	0.356
01	Cut stone and stone products	0.033	0.033	08	Fire department vehicles	0.004	0.004
0111	Dressed dimension and cut granite	0.019	0.019	0801	Fire department vehicles	0.004	0.004
0121	Dressed dimension and cut limestone	0.005	0.005	1412	Motor vehicle parts	2.403	2.401
0131	Dressed dimension and cut marble	0.004	0.004	03	Motor vehicle parts, new	2.329	2.327
0141	Other cut stone products, incl. slate, san	0.004	0.004	0331	Motor vehicle parts, new, excl. motorcycle	2.322	2.320
1398	Gaskets, packing, and sealing devices	0.116	0.116	0335	Motorcycle parts, new	0.007	0.007
01	Gaskets and gasketing material	0.042	0.042	04	Motor vehicle parts, rebuilt	0.074	0.074
0111	Nonmetallic gaskets and gasketing	0.017	0.017	0431	Motor vehicle parts, rebuilt	0.074	0.074
0112	Metallic gaskets and machined seals	0.025	0.025	1413	Truck and bus bodies	0.178	0.178
02	Packing and sealing	0.074	0.074	01	Truck and bus bodies sold separately	0.105	0.105
0211	Compression packings	0.007	0.007	0191	Truck and bus bodies sold separately	0.105	0.105
0212	Molded packing and sealing devices	0.032	0.032	02	Completed vehicles on purchased chassis	0.073	0.073
0213	Axial mechanical face seals	0.008	0.008	0206	Emergency vehicles sold on purchased chass	0.026	0.026
0214	Rotary oil seals	0.027	0.027	0278	All other vehicles sold on purchased chass	0.047	0.047
1399	Nonmetallic minerals and products, n.e.c.	0.127	0.127	1414	Truck trailers	0.117	0.117
01	Industrial sand	0.014	0.014	01	Vans, over 10,000 lbs.	0.080	0.080
				0106	Closed top vans	0.077	0.077
				0107	Open top vans	0.003	0.003

See footnotes at end of table.

Table 11. Relative importance of commodity groupings and individual items in the producer price index with respect to all commodities, December 2002¹--Continued

Commodity code	Index	Relative importance		Commodity code	Index	Relative importance	
		Revised (1997)	Former (1997)			Revised (1997)	Former (1997)
02	Tanks, over 10,000 lbs.	0.004	0.004	0301	Self-propelled ships, nonmilitary	0.034	0.034
0201	Tanks for flammable liquids	0.001	0.001	04	Nonpropelled ships, U.S. military & nonmil.	0.030	0.030
0204	Tanks for chemicals and acids	0.002	0.002	0401	Nonpropelled ships, new, U.S. military and	0.030	0.030
0206	Other tanks	0.001	0.001				
03	Other trailers and chassis, over 10,000 lbs	0.021	0.021	1432	Boats	0.124	0.124
0301	Bulk commodity trailers	0.001	0.001	01	Outboard motorboats	0.042	0.042
0303	Platform trailers	0.007	0.007	0101	Runabouts	0.005	0.005
0304	Low-bed heavy haulers	0.005	0.005	0103	Other outboard boats	0.037	0.037
0305	Dump trailers and chassis	0.005	0.005	02	Inboard motorboats, incl. i.-o. houseboats	0.036	0.036
0308	Automobile transport trailers	0.001	0.001	0201	Runabouts	0.006	0.006
0309	Other trailer and chassis	0.001	0.001	0202	Cabin cruisers, non-military	0.026	0.026
04	Detach. trailers & converter gear	0.006	0.006	0203	Houseboats	0.002	0.002
0404	Detach. trailers, dollies & converter gear	0.006	0.006	0204	Other inboard motor boats	0.001	0.001
06	Truck trailers & chassis, under 10,000 lbs.	0.006	0.006	03	Inboard-outdrive boats, except houseboats	0.037	0.037
0601	Truck trailers & chassis, under 10,000 lbs	0.006	0.006	0305	Runabouts	0.023	0.023
				0306	Cabin cruisers	0.009	0.009
1415	Motor homes built on purchased chassis	0.081	0.081	0307	Other inboard-outdrive motorboats	0.005	0.005
01	Motor homes, built on purchased chassis	0.081	0.081	04	All other boats	0.009	0.009
0101	Motor homes built on purchased chassis	0.081	0.081	0404	Sail boats, with or without auxiliary power	0.006	0.006
				0405	Other boats: rowboats, canoes, skiffs, etc	0.003	0.003
1416	Travel trailers and campers	0.066	0.066				
01	Travel trailers	0.046	0.046	144	Railroad equipment	0.154	0.154
0101	Travel trailers (with rigid structures)	0.046	0.046				
02	Campers, pickup covers and parts	0.020	0.020	1441	Locomotives and parts	0.058	0.058
0201	Camping trailers, truck campers, pickup covers	0.020	0.020	04	Locomotives and Locomotive parts	0.058	0.058
				0402	Locomotives and Locomotive parts	0.058	0.058
142	Aircraft and aircraft equipment	2.890	2.888				
1421	Aircraft	1.426	1.424	1442	Railroad cars and car parts	0.095	0.095
02	Civilian aircraft	1.083	1.082	03	Railroad car parts and accessories	0.024	0.024
0203	Rotary wing	0.005	0.005	0302	Car parts and accessories	0.024	0.024
0204	Gliders, balloons and other aircraft	0.001	0.001	04	Railroad cars	0.071	0.071
0205	Fixed wing	1.077	1.076	0402	Railroad cars	0.071	0.071
03	Military aircraft	0.343	0.343				
0301	Military aircraft	0.343	0.343	147	Full tracked armored vehicles	0.027	0.027
1423	Aircraft engines and engine parts	0.531	0.531	1471	Full tracked armored vehicles	0.027	0.027
01	Aircraft engines and engine parts	0.531	0.531	01	Full tracked armored vehicles	0.027	0.027
0101	Aircraft engines and engine parts	0.531	0.531	0101	Full-tracked armored vehicles	0.027	0.027
1425	Aircraft parts and auxiliary equipment, nec	0.933	0.933	149	Transportation equipment, n.e.c.	0.113	0.113
01	Aircraft parts and auxiliary equipment, nec	0.933	0.933				
0101	Aircraft parts and auxiliary equipment, n.e.c.	0.933	0.933	1491	Transportation equipment, n.e.c.	0.113	0.113
				11	Transportation equipment, n.e.c.	0.113	0.113
143	Ships and boats	0.351	0.351	1101	Self-propell. golf carts & in-plant carriers	0.021	0.021
				1104	Automobile and light truck trailers	0.035	0.035
1431	Ships	0.227	0.227	1105	Other transportation equipment, n.e.c.	0.057	0.057
02	Self propelled ships, new, U.S. military	0.163	0.163				
0201	Self-propelled ships, new, U.S. military	0.163	0.163	15	Miscellaneous products	4.115	4.111
03	Self propelled ships, new, nonmilitary	0.034	0.034				

See footnotes at end of table.

Table 11. Relative importance of commodity groupings and individual items in the producer price index with respect to all commodities, December 2002¹--Continued

Commodity code	Index	Relative importance		Commodity code	Index	Relative importance	
		Revised (1997)	Former (1997)			Revised (1997)	Former (1997)
151	Toys, sporting goods, small arms, etc.	0.370	0.370	0102	Loose leaf chewing tobacco	0.015	0.015
1511	Toys, games, and children's vehicles	0.089	0.089	0104	All other chewing and smoking tobacco and	0.015	0.015
01	Toys, games, and children's vehicles	0.089	0.089	0121	Snuff, dry and moist	0.033	0.033
0152	Games, excl. toys and hobbies	0.020	0.020	1524	Stemmed and redried tobacco	0.080	0.080
0153	Baby carriages, children's vehicles, excl.	0.011	0.011	01	Unstemmed leaf tobacco redried before pack.	0.003	0.003
0154	Toys, excl. games and hobbies	0.036	0.036	0105	Packed for sale	0.003	0.003
0155	Hobbies, models: crafts and structural kit	0.016	0.016	02	Stemmed tobacco	0.068	0.068
0156	Dolls and stuffed toy animals	0.006	0.006	0208	Tobacco, stemmed	0.068	0.068
1512	Sporting and athletic goods	0.234	0.234	03	Reconstituted tobacco, proc. sheet & homog.	0.008	0.008
01	Sporting and athletic goods	0.234	0.234	0301	Reconstituted tobacco, processed sheet & h	0.008	0.008
0103	Fishing tackle and equipment	0.017	0.017	153	Notions	0.018	0.018
0127	Golf equipment	0.061	0.061	1531	Buttons, button blanks, and parts	0.005	0.005
0182	Bicycles, adult tricycles, unicycles and p	0.037	0.037	01	Buttons, button blanks, and parts	0.005	0.005
0185	Playground equipment	0.017	0.017	0121	Buttons, button blanks and parts	0.005	0.005
0192	Gymnasium and exercise equipment	0.030	0.030	1532	Needles, pins, and fasteners	0.013	0.013
0193	Other sporting and athletic goods	0.072	0.072	01	Needles, pins, and fasteners	0.013	0.013
1513	Small arms and ammunition	0.047	0.046	0102	Zippers and slide fasteners	0.006	0.006
01	Small arms	0.028	0.028	0103	Needles, pins, non-slide fasteners & simil	0.008	0.008
0102	Pistols and revolvers	0.008	0.008	154	Photographic equipment and supplies	0.332	0.332
0111	Shot guns	0.004	0.004	1541	Photographic equipment	0.112	0.112
0113	Rifles, centerfire	0.008	0.008	07	Photographic equipment, excluding photoc	0.112	0.112
0114	Rifles, rimfire	0.001	0.001	0701	Photographic equipment, excluding phot	0.112	0.112
0115	Other small arms	0.002	0.002	1542	Photographic supplies	0.220	0.220
0119	Parts and attachments for small arms	0.003	0.003	06	Photographic supplies, except x-ray	0.220	0.220
0121	Small arms shipped to U.S. military	0.002	0.002	0601	Photographic supplies, except x-ray	0.220	0.220
02	Small arms ammunition	0.008	0.008	155	Mobile homes	0.233	0.232
0281	Small arms ammunition	0.008	0.008	1552	Mobile homes, residential, single wide	0.093	0.093
03	Components for small arms ammunition	0.010	0.010	03	Mobile homes, residential, single wide	0.093	0.093
0301	Ammunition components	0.003	0.003	0301	Mobile homes, residential, single wide	0.093	0.093
0308	All other small arms ammunition products	0.006	0.006	1553	Mobile homes, residential, double wide	0.130	0.130
152	Tobacco products, incl. stemmed & redried	1.268	1.267	03	Mobile homes, residential, multi-section	0.130	0.130
1521	Cigarettes	1.101	1.100	0301	Mobile homes, residential, multi-section	0.130	0.130
01	Cigarettes	1.101	1.100	1555	Mobile buildings, nonresidential	0.009	0.009
0101	Nonfilter tip	0.020	0.020	03	Mobile buildings, nonresidential	0.009	0.009
0102	Filter tip, king size	0.558	0.557	0301	Mobile buildings, nonresidential	0.009	0.009
0103	Filter tip, super king and long size	0.421	0.421	156	Medical, surgical & personal aid devices	0.795	0.794
0104	Filter tip, 80mm long or less	0.102	0.102				
1522	Cigars	0.025	0.025				
01	Cigars	0.025	0.025				
0108	Cigars	0.025	0.025				
1523	Other tobacco products	0.063	0.063				
01	Other tobacco products	0.063	0.063				

See footnotes at end of table.

Table 11. Relative importance of commodity groupings and individual items in the producer price index with respect to all commodities, December 2002--Continued

Commodity code	Index	Relative importance		Commodity code	Index	Relative importance	
		Revised (1997)	Former (1997)			Revised (1997)	Former (1997)
				0701	Nonmetallic minerals mining services	0.005	0.005
1561	Personal aid equipment	0.015	0.015	159	Other miscellaneous products	0.603	0.602
01	Electronic hearing aids	0.015	0.015				
0107	Electronic hearing aids	0.015	0.015	159A	Miscellaneous products, n.e.c.	0.229	0.229
1562	Medical instruments and equipment	0.346	0.345	01	Candles	0.023	0.023
01	Medical instruments and equipment	0.346	0.345	0101	Candles	0.023	0.023
0101	Medical instruments and apparatus	0.346	0.345	02	Umbrellas, parasols, and canes	0.002	0.002
1563	Surgical appliances and supplies	0.303	0.302	0201	Umbrellas, parasols and canes	0.002	0.002
01	Surgical appliances	0.303	0.302	03	Feathers, plumes & artificial trees/flowers	0.006	0.006
0101	Surgical dressings	0.024	0.024	0303	Feathers, plumes, and artificial trees and	0.006	0.006
0103	Other surgical appliances and supplies	0.278	0.278	04	Signs and advertising displays	0.131	0.131
1564	Ophthalmic goods	0.073	0.072	0401	Electric signs	0.059	0.059
01	Ophthalmic goods	0.073	0.072	0402	Non-electric signs	0.035	0.035
0103	Plastic ophthalmic focus lenses	0.015	0.015	0403	Advertising specialties	0.037	0.037
0104	Contact lenses	0.037	0.037	09	Other miscellaneous products, n.e.c.	0.067	0.067
0105	Other ophthalmic goods	0.020	0.020	0901	Other miscellaneous products, n.e.c.	0.047	0.047
1565	Dental equipment and supplies	0.059	0.059	0902	Waste materials, n.e.c.	0.020	0.020
01	Dental equipment and supplies	0.059	0.059	1591	Caskets	0.031	0.031
0104	Dental supplies	0.030	0.030	01	Burial caskets	0.031	0.031
0105	Dental laboratory equipment and supplies	0.013	0.013	0102	Cloth covered, softwood, adult sizes	0.000	0.000
0106	Dental professional equip., inc. dental ch	0.016	0.016	0103	Hardwood, adult size	0.008	0.008
157	Industrial safety equipment	0.038	0.038	0104	Steel, excluding stainless, adult sizes	0.015	0.015
1571	Industrial safety equipment	0.038	0.038	0105	Other metal caskets and coffins, adult siz	0.005	0.005
01	Respiratory protection equipment	0.016	0.016	0108	Other caskets and coffins & metal vaults	0.003	0.003
0107	Respiratory protection equipment	0.016	0.016	1592	Matches	0.003	0.003
05	Protective clothing except shoes	0.011	0.011	01	Matches	0.003	0.003
0505	Protective clothing except shoes	0.011	0.011	0108	Matches	0.003	0.003
09	Other industrial safety devices	0.011	0.011	1593	Musical instruments	0.027	0.027
0901	Other industrial safety devices	0.011	0.011	01	Musical instruments	0.027	0.027
158	Mining services	0.459	0.459	0114	Pianos	0.002	0.002
1581	Mining services	0.459	0.459	0115	Organs	0.003	0.003
01	Metal mining services	0.007	0.007	0116	Piano and organ parts	0.001	0.001
0101	Metal mining services	0.007	0.007	0117	Other musical instruments and parts	0.020	0.020
03	Bituminous coal and lignite mining services	0.013	0.013	1594	Jewelry and jewelry products	0.142	0.142
0301	Bituminous coal and lignite mining service	0.013	0.013	02	Jewelry, platinum and karat gold	0.080	0.080
04	Drilling oil and gas wells services	0.163	0.163	0208	Jewelry, platinum and karat gold	0.080	0.080
0401	Drilling oil and gas wells	0.163	0.163	03	Other precious metal jewelry	0.017	0.017
05	Oil and gas field exploration services	0.012	0.012	0306	Other precious metal jewelry	0.017	0.017
0501	Oil and gas field exploration services	0.012	0.012	04	Costume jewelry and novelties	0.025	0.025
06	Oil and gas field services, n.e.c.	0.258	0.258	0411	Costume jewelry & novelties made of base m	0.024	0.024
0601	Oil and gas field services, n.e.c.	0.258	0.258	0412	Other costume jewelry, novelties, compacts	0.002	0.002
07	Nonmetallic minerals mining services	0.005	0.005	05	Jewelers' findings and materials	0.013	0.013
				0502	Jewelers' findings and materials	0.013	0.013
				06	Lapidary work, diamond cutting, & polishing	0.006	0.006

See footnotes at end of table.

Table 11. Relative importance of commodity groupings and individual items in the producer price index with respect to all commodities, December 2002¹--Continued

Commodity code	Index	Relative importance		Commodity code	Index	Relative importance	
		Revised (1997)	Former (1997)			Revised (1997)	Former (1997)
0602	Lapidary work, diamond cutting, and polish	0.006	0.006	1596	Watches, clocks, watchcases, & parts	0.012	0.012
1595	Pens, pencils, and marking devices	0.065	0.065	03	Watches, clocks, watchcases, and par	0.012	0.012
02	Pens, mechanical pencils, and parts	0.035	0.035	0301	Watches, clocks, watchcases, and parts	0.012	0.012
0201	Ball point pens, including roller pens	0.018	0.018	1597	Brooms and brushes	0.034	0.034
0202	Fountain pens	0.001	0.001	05	Brooms and brushes	0.034	0.034
0206	Mechanical pencils	0.002	0.002	0501	Brooms	0.006	0.006
0207	Pen and mechanical pencil parts & refill c	0.002	0.002	0502	Paint and varnish brushes and rollers	0.009	0.009
0208	Markers, fine point and broad tipped	0.011	0.011	0503	Other brushes, excl. paint and varnish bru	0.019	0.019
0209	Other pens and desk sets	0.001	0.001				
03	Lead pencils and art goods	0.017	0.017	1598	Phono records, compact discs, & audio tapes	0.044	0.044
0303	Artists' equipment and supplies	0.007	0.007	01	Phono records, compact and other discs	0.036	0.036
0304	Nonmechanical pencils, crayons, and chalk	0.010	0.010	0104	Compact discs	0.033	0.033
04	Marking devices	0.014	0.014	0191	Disc records	0.004	0.004
0401	Rubber and vinyl stamps	0.004	0.004	02	Audio tapes	0.007	0.007
0402	Mechanical hand stamps	0.003	0.003	0292	Prerecorded tapes, cartridge, and cassette	0.007	0.007
0403	Embossing seals	0.000	0.000				
0404	Metal hand stamps	0.002	0.002	1599	Fire extinguishers	0.016	0.015
0405	Other marking devices	0.004	0.004	01	Fire extinguishers	0.016	0.015
				0175	Fire extinguishers	0.016	0.015

See footnotes at end of table.

Table 11. Relative importance of commodity groupings and individual items in the producer price index with respect to all commodities, December 2002¹--Continued

Commodity code	Index	Relative importance		Commodity code	Index	Relative importance	
		Revised (1997)	Former (1997)			Revised (1997)	Former (1997)
	BY STAGE OF PROCESSING				Manufactured animal feeds	0.486	0.490
	Crude materials	7.428	7.430		Other supplies	6.777	6.774
	Crude foodstuffs and feedstuffs	2.874	2.871		Finished goods	33.597	33.610
	Crude nonfood materials except fuel	2.462	2.462		Finished consumer goods	24.640	24.653
	Manufacturing	2.399	2.400		Finished consumer foods	6.946	6.954
	Construction	0.063	0.063		Finished consumer foods, crude	0.448	0.448
	Crude fuel	2.093	2.096		Finished consumer foods, processed	6.498	6.506
	Manufacturing industries	0.189	0.189		Consumer nondurable goods less food	12.217	12.228
	Nonmanufacturing industries	1.904	1.907		Consumer durable goods	5.477	5.471
	Intermediate materials, supplies and components	44.331	44.316		Capital equipment	8.956	8.957
	Manufacturing	20.789	20.770		Manufacturing industries	2.634	2.633
	Food manufacturing	1.294	1.293		Nonmanufacturing industries	6.322	6.324
	Nondurable manufacturing	6.520	6.522		BY DURABILITY OF PRODUCT		
	Durable manufacturing	4.050	4.046		Total durable goods	42.179	42.201
	Components for manufacturing	8.926	8.908		Total nondurable goods	57.821	57.799
	Materials and components for construction	5.662	5.657		Total manufactures	81.354	81.337
	Processed fuels and lubricants	7.141	7.153		Durable	41.195	41.218
	Manufacturing industries	2.850	2.855		Nondurable	40.158	40.120
	Nonmanufacturing industries	4.291	4.298		Total raw or slightly processed goods	18.646	18.663
	Containers, nonreturnable	1.440	1.439		Durable	0.984	0.983
	Supplies	9.298	9.297		Nondurable	17.662	17.680
	Manufacturing industries	2.034	2.033				
	Nonmanufacturing industries	7.264	7.264				

¹ All relative importance figures shown in this table are expressed as a percentage of the All Commodities index. The "Revised" column shows relative importance figures for December 2002, based on 1997 shipment values from the Census of Manufactures and other sources, and reflects all sample revisions effective January 2003. The "Former" column provides relative importance figures for the same month, but before any sample revisions. A dash in the "Former" column indicates that the series was introduced in January 2003, and a dash in the

"Revised" column indicates that the series was discontinued as of January 2003. Individual items and sub-totals may not add exactly to totals because of rounding. The value "0.000" represents any percentage less than 0.0005.

² The relative importance data for the three major SOP groupings--Finished Goods, Intermediate Materials, and Crude Materials--do not add up to 100.000 because they exclude the portion of goods allocated to government purchases and exports.

Technical Note

Brief Explanation of Producer Price Indexes

The term Producer Price Index (PPI) refers to a family of indexes that measure the average change over time in the selling prices received by domestic producers of goods and services. The PPIs measure price change from the perspective of the seller. This contrasts with other measures, such as the Consumer Price Index (CPI); CPIs measure price change from the purchaser's perspective. Sellers' and purchasers' prices may differ due to government subsidies, sales and excise taxes, and distribution costs.

More than 10,000 PPIs for individual products and groups of products are released each month. PPIs are available for the products of virtually every industry in the mining and manufacturing sectors of the U.S. economy. New PPIs are gradually being introduced for the products of industries in the transportation, utilities, trade, finance, and services sectors of the economy.

More than 100,000 price quotations per month are organized into three sets of producer price indexes: (1) Stage-of-processing indexes; (2) commodity indexes; and (3) indexes for the net output of industries and their products. The stage-of-processing structure organizes products by class of buyer and degree of fabrication. The commodity structure organizes products by similarity of end use or material composition. The entire output of various industries is sampled to derive price indexes for the net output of industries and their products.





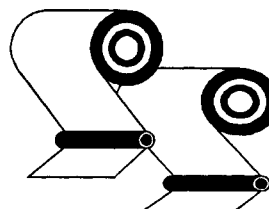


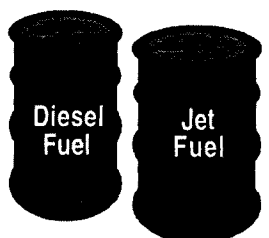

Stage-of-Processing Indexes

Within the stage-of-processing system, finished goods are commodities that will not undergo further processing and are ready for sale to the final demand user, either an individual consumer or business firm. Consumer foods include unprocessed foods such as eggs and fresh vegetables, as well as processed foods such as bakery products and meats. Other finished consumer goods include durable goods such as automobiles, household furniture, and appliances; and nondurable goods such as

apparel and home heating oil. Capital equipment includes producer durable goods such as heavy motor trucks, tractors, and machine tools.

The stage-of-processing category for intermediate materials, supplies, and components consists partly of commodities that have been processed but require

The illustration shows how products are classified by stage of processing:

Crude goods	Intermediate goods	Finished goods
		
		
		

further processing. Examples of such semifinished goods include flour, cotton yarn, steel mill products, and lumber. The intermediate goods category also encompasses nondurable, physically complete items purchased by business firms as inputs for their operations. Examples include diesel fuel, belts and belting, paper boxes, and fertilizers.

Crude materials for further processing are products entering the market for the first time that have not been manufactured or fabricated and that are not sold directly to consumers. Crude foodstuffs and feedstuffs include items such as grains and livestock. Examples of crude nonfood materials include raw cotton, crude petroleum, coal, hides and skins, and iron and steel scrap.

Commodity Indexes

The commodity classification structure of the Producer Price Index organizes products by similarity of end use or material composition, regardless of their industry of origin. Fifteen major commodity groupings (2-digit level) make up the all commodities index. Each major commodity grouping includes (in descending order of aggregation) subgroups (3-digit), product classes (4-digit), subproduct classes (6-digit), and individual items (8-digit).

Nearly all 8-digit commodities under the traditional commodity coding system are now derived from corresponding industry-classified product indexes. In such instances, movements in the traditional commodity price indexes are identical to movements of their counterparts. Therefore, monthly percent changes for corresponding indexes will be virtually identical even though their respective index levels may differ.

Industry Net-Output Price Indexes

Producer price indexes for the net output of industries and their products are grouped according to the Standard Industrial Classification (SIC). Industry price indexes are compatible with other economic time series organized by SIC codes, such as data on employment, wages, and productivity. Table 3 includes data for SIC industries and industry groups (2-, 3-, and 4-digit levels); indexes for Census product classes (5- and 6-digit levels), products (7-digit level), and more detailed subproducts (9-digit level); and, for some industries, indexes for other sources of revenue.

Indexes may represent one of three kinds of product indexes. Every industry has primary product indexes to show changes in prices received by establishments classified in the industry for products made primarily, but not necessarily exclusively,

by that industry. The industry classification of an establishment is determined by which products comprise a plurality of its total shipment value. In addition, most industries have secondary product indexes that show changes in prices received by establishments classified in the industry for products chiefly made in some other industry. Finally, some industries have miscellaneous receipts indexes to show price changes in other sources of revenue received by establishments within the industry that are not derived from sales of their products, e.g., resales of purchased materials, or revenues from parking lots owned by a manufacturing plant.

Some product indexes published in table 3 correspond to 8-digit commodity indexes in table 4. In these cases, movements of the latter indexes are calculated on the basis of movements of their counterparts in table 3. Although most of these indexes continue to be published in table 4 on a base period of 1982 = 100 or some later base, corresponding indexes in table 3 are published on a base of the month of their introduction.

Data Collection

Producer price indexes are based on selling prices reported by establishments of all sizes selected by probability sampling, with the probability of selection proportionate to size. Individual items and transaction terms from these firms are also chosen by probability proportionate to size. The Bureau of Labor Statistics (BLS) strongly encourages cooperating companies to supply actual transaction prices at the time of shipment to minimize the use of list prices. Prices are normally reported by mail questionnaire for the Tuesday of the week containing the 13th.

Price data are provided on a voluntary and confidential basis; no one but sworn BLS employees is allowed access to individual company price reports. The Bureau publishes price indexes instead of unit dollar prices. All producer price indexes are routinely subject to revision once, 4 months after original publication, to reflect the availability of late reports and corrections by respondents.

The BLS periodically updates the PPI sample of survey respondents to better reflect current conditions when the structure, membership, technology, or product mix of an industry shifts significantly and to spread reporting burden among smaller firms. Results of these resampling efforts are incorporated into the PPI every January and July.

As part of an ongoing effort to expand coverage to sectors of the economy other than mining and manufacturing, an increasing number of service sector industries have been introduced into the PPI. The following list of recently introduced service industries includes the month in which an article describing the industry's content appeared in the *PPI Detailed Report*:

Weights

<i>Industry</i>	<i>SIC</i>	<i>PPI Detailed Report Issue</i>
Wireless Telecommunications	4812	July 1999
Telephone Communications, Except Radio Telephone	4813	July 1995
Television Broadcasting	4833	July 2002
Grocery Stores	5411	July 2000
Meat and Fish (Seafood) Markets	5421	July 2000
Fruit and Vegetable Markets	5431	July 2000
Candy, Nut, and Confectionery Stores	5441	July 2000
Retail Bakeries	5461	July 2000
Miscellaneous Food Stores	5499	July 2000
New Car Dealers	5511	July 2000
Gasoline Service Stations	5541	January 2002
Boat Dealers	5551	January 2002
Recreational Vehicle Dealers	5561	January 2002
Miscellaneous Retail	59	January 2001
Security Brokers, Dealers, and Investment Bankers	6211	January 2001
Investment Advice	6282	January 2003
Life Insurance Carriers	6311	January 1999
Property and Casualty Insurance	6331	July 1998
Insurance Agencies and Brokerages	6412	January 2003
Operators and Lessors of Nonresidential Buildings	6512	January 1996
Real Estate Agents and Managers	6531	January 1996
Prepackaged Software	7372	January 1998
Data Processing Services	7374	January 2002
Home Health Care Services	8082	January 1997
Legal Services	8111	January 1997
Engineering Design, Analysis, and Consulting Services	8711	January 1997
Architectural Design, Analysis, and Consulting Services	8712	January 1997
Premiums for Property and Casualty Insurance	9331	July 1998

Weights for most traditional commodity groupings of the PPI, as well as all indexes (such as stage-of-processing indexes) calculated from traditional commodity groupings, currently reflect 1997 values of shipments as reported in the *Census of Manufactures* and other sources. From January 1996 through December 2001, PPI weights were derived from 1992 shipment values. Industry indexes shown in table 3 are also now calculated with 1992 net output weights. This periodic update of the value weights used to calculate the PPI is done to more accurately reflect changes in production and marketing patterns in the economy. Net output values of shipments are used as weights for industry indexes. Net output values refer to the value of shipments from establishments in one industry to establishments classified in another industry. However, weights for commodity price indexes are based on gross shipment values, including shipment values between establishments within the same industry. As a result, broad commodity grouping indexes such as the all commodities index are affected by the multiple counting of price change at successive stages of processing, which can lead to exaggerated or misleading signals about inflation. Stage-of-processing indexes partially correct this defect, but industry indexes consistently correct for this at all levels of aggregation. Therefore, industry and stage-of-processing indexes are more appropriate than broad commodity groupings for economic analysis of general price trends.

Price Index Reference Base

Effective with publication of January 1988 data, many important PPI series (including stage-of-processing groupings and most commodity groups and individual items) were placed on a new reference base, 1982=100. From 1971 through 1987, the standard reference base for most PPI series was 1967=100. Except for rounding differences, the shift to the new reference base did not alter any changes to previously published percent changes for affected PPI series. (See "Calculating Index Changes," below.) The new reference base is not used for indexes with a base later than December 1981, nor for indexes for the net output of industries and their products.

For further information on the underlying concepts and methodology of the Producer Price Index, see chapter 14, "Producer Prices," in *BLS Handbook of Methods* (April 1997), Bulletin 2490. Reprints are available from the Bureau of Labor Statistics on request.

Calculating Index Changes

Each index measures price changes from a reference period which equals 100.0 (1982

or some later month). An increase of 5.5 percent from the reference period in the finished goods price index, for example, is shown as 105.5. This change can also be expressed in dollars as follows: "Prices received by domestic producers of a systematic sample of finished goods have risen from \$100 in 1982 to \$105.50 today." Likewise, a current index of 90.0 would indicate that prices received by producers of finished goods today are 10 percent lower than they were in 1982.

Movements of price indexes from one month to another are usually expressed as percent changes, rather than as changes in index points, because index point changes are affected by the level of the index in relation to its base period, whereas percent changes are not. The following example shows the computation of index point and percent changes.

Index point change

Finished Goods Price Index	107.5
Less previous index	104.0
Equals index point change	3.5

Index percent change

Index point change	3.5
Divided by the previous index	104.0
Equals	0.034
Result multiplied by 100	0.034 x 100
Equals percent change	3.4

Seasonally Adjusted and Unadjusted Data

Because price data are used for different purposes by different groups, the Bureau of Labor Statistics publishes seasonally adjusted, and unadjusted changes each month.

Seasonally adjusted data are preferred for analyzing general price trends in the economy, because they eliminate the effect of changes that normally occur at about the same time and in about the same magnitude every year—such as price movements resulting from normal weather patterns, regular production and marketing cycles, model changeovers, seasonal discounts, and holidays. For these reasons, seasonally adjusted data more clearly reveal underlying cyclical trends.

Unadjusted data are of primary interest to users who need information that can be related to actual dollar values of transactions. Individuals requiring this information include marketing specialists, purchasing agents, budget and cost analysts, contract specialists, and commodity traders. It is the unadjusted data that are generally cited

in escalating long-term contracts such as purchasing agreements or real estate leases. (See *Escalation and Producer Price Indexes: A Guide for Contracting Parties*, BLS Report 807, September 1991, available on request from BLS.)

In most cases, seasonal factors used in computing seasonally adjusted indexes have, in the past, been derived using the X-11-ARIMA Seasonal Adjustment Method. However, the PPI program upgraded to X-12 beginning in 1998. Each year, the seasonal status of most commodity indexes is re-evaluated to reflect more recent price behavior.¹ For time series that exhibit seasonal pricing patterns, new seasonal factors are estimated and applied to the unadjusted data for the previous 5 years. These updated seasonally adjusted indexes replace the most recent 5 years of seasonal data.

Seasonal factors may be applied to series using either a direct or aggregative method. Generally, commodity indexes are seasonally adjusted using direct seasonal adjustment, which produces a more complete elimination of seasonal movements than the aggregative method. However, the direct seasonal adjustment process may not yield figures that possess additive consistency. Thus, a seasonally adjusted index for a broad category that is directly adjusted may not be logically consistent with all seasonally adjusted indexes for its components. Seasonal movements for stage-of-processing indexes are derived indirectly through the aggregative method, which combines movements of a wide variety of subproduct class (6-digit level) series.²

Seasonally adjusted indexes can become problematic when previously stable and predictable price patterns abruptly change. If the new pattern persists, the seasonal adjustment method will eventually reflect it adequately; if these patterns keep shifting, however, seasonally adjusted data will become chronically troublesome. This problem occurs relatively infrequently for farm and food-related products but has more often affected manufactured products such as automobiles and steel.

Since January 1988, the PPI has used Intervention Analysis Seasonal Adjustment methods to enhance the calculation of seasonal factors. With this technique, outlier values that may distort the seasonal pattern are removed from the data prior to applying the standard seasonal factor estimation procedure. For example, a possible economic cause for large price movements for petroleum-based products might have been the Persian Gulf War. In this case, intervention techniques allowed for better estimates of seasonally adjusted data. On the whole, very few series have required intervention. Out of nearly 900 seasonally adjusted series, only 16 interventions were performed in 1997.

¹ Note that most broad commodity groupings and 8-digit individual commodities, as well as industry and census product indexes, are not seasonally adjusted and are, therefore, not included in this annual review.

² Tests previously conducted on the stage-of-processing indexes did not find significant residual seasonality.

For more information, see (1) "Appendix A: Seasonal Adjustment Methodology at BLS," in the *BLS Handbook of Methods* (April 1997), Bulletin 2490 and (2) "Summary of Changes to the PPI's Seasonal Adjustment Methodology" in the January 1995 issue of *Producer Price Indexes*.

Producer Price Index Data Via the Internet

In 1995, the Bureau of Labor Statistics (BLS) began posting producer price index (PPI) series, news releases, and technical information to both a World Wide Web (WWW) site and a file transfer protocol (FTP) site. During the years following the introduction of PPI Internet services, usage of these sites eclipsed that of more traditional methods of data dissemination such as subscriptions to the *PPI Detailed Report*. For example, there have been approximately 1.1 million electronic accesses of PPI series during the 12 months ended July 31, 2001.

Retrieving PPI data from the PPI Web site

PPI data can be obtained from the PPI homepage by entering the WWW address (<http://www.bls.gov/ppi>). Scrolling down the page to the "Get Detailed Statistics" header reveals the following five methods of data retrieval:

- **Most Requested Series** is a form-based application that allows the user to quickly obtain PPI time series data by selecting from two separate lists (commodity and industry) of the most commonly requested time series, including "all commodities" and the stage-of-processing indexes (for example, finished goods). Within each list, any one or all of the time series shown can be selected. The user can choose date ranges and output options after executing the query using the reformat button above the data output table.

- **Create Customized Tables** is a form-based query application designed for users unfamiliar with the PPI coding structure. It guides the user through the PPI classification system by listing index titles and does not require knowledge of commodity or industry (SIC-based) codes. Data retrieved are based on a query formulated by selecting data characteristics from lists provided. Two options are available to create customized tables, depending on the user's browser capability. The one screen option is a JavaScript application which utilizes a single screen to guide the user through the available time series data. The second option is the multiple screen, nonJava-based application. Both methods allow the user to browse the PPI coding structure and select multiple series codes. The user can choose data ranges and output options after executing the query using the reformat button above the data output table.

- **Series Report** is a form-based application that uses PPI time series identifiers (commodity or SIC codes) as input in extracting data according to a specified set of date ranges and output options. This application provides the most efficient path for those users who are familiar with the format of PPI time series identifiers. Up to 300 indexes can be extracted at one time.

For PPI data, there are two basic formats to identify specific time series. For commodity codes and stage-of-processing codes, enter a "wpu" prefix (not seasonally adjusted) or a "wps" prefix (seasonally adjusted). For industry product codes, enter a "pcu" prefix and a "#" between the fourth and fifth characters of the product code. *In both cases, no spaces are required.*

Example:

Commodity code wps063 wpusop3000	Will provide data for: Drugs and pharmaceuticals, seasonally adjusted Finished goods, not seasonally adjusted
Product code pcu28__# pcu3711#111	Will provide data for: Chemicals and allied products, not seasonally adjusted Passenger cars

Note that the first product code uses two underscores as placeholders to complete the reference to a two-digit product code time series.

- **Flat Files** and the FTP server are best suited for those users requiring access to either a large volume of time series data or other PPI-related documentation (such as seasonal factor and relative importance tables). For increased efficiency, it is suggested that users download files without opening, if their Internet browser permits. The FTP site can be accessed at (<ftp://ftp.bls.gov>) or directly from the links on the "Get Detailed Statistics" page or the PPI homepage.

Data and documentation available for download include:

<i>Directory:</i>	
• SIC Current Series	/pub/time.series/pc
• SIC Discontinued Series	/pub/time.series/pd
• Commodity Series	/pub/time.series/wp
• Special Requests	/pub/special.requests/ppi
• Latest News Release	/pub/news.release/ppi.txt

The FTP site maintains files to help with searches and downloads. These files are centrally located in the **/pub/doc** directory. Within this directory, go to the **overview.doc** file for an overview relating to all BLS data available through the FTP site. For *commodity-based PPI data* (which appear in tables 1, 2, 4, and 5 of this report), the program help file is **wp.doc**. For *industry-based PPI data* (which appear in tables 3, 6, 7, and 8 of this report), the file is **pc.doc**. For industry-based time series that have been discontinued, go to **pd.doc**. (These and other help files also are maintained within each of the five directories listed above.)

Other sources of PPI data

PPI data also can be accessed via the BLS homepage (<http://www.bls.gov>). After clicking the "Get Detailed Statistics" link at the top of the homepage, the user may view a chart that lists all of the available BLS programs. The following four methods are available for PPI data: Most requested series, create customized tables (one screen or multiple screens), and flat files. Additional sources of BLS data also are

accessible from this page including: Economic news releases, series report, and economy at a glance.

Additional information

The PPI homepage (<http://www.bls.gov/ppi>) contains additional information regarding PPI data and methodology. The top section of the homepage provides PPI news releases, both current and archived, as well as general PPI information. The "Tables Created by BLS" section found beneath the statistics section provides relative importance and seasonal factor tables. The remaining sections offer special notices and publications pertaining to PPI methodology and applications.

For questions or comments regarding PPI data classification, methodology, or data availability on the Internet, call or e-mail the Section of Index Analysis and Public Information directly at (202) 691-7705 or ppi-info@bls.gov. Data also can be obtained by calling the national Fax-on-Demand service at (202) 691-6325; this service enables customers to request faxes of BLS data 24 hours a day, 7 days a week.

Bureau of Labor Statistics Information Offices

Bureau of Labor Statistics Information Offices

Boston

JFK Federal Building, E-310
15 New Sudbury Street
Boston, MA 02203
Phone: (617) 565-2327
Fax: (617) 565-4182

Philadelphia

Suite 610 East, The Curtis Center
170 South Independence Mall West
Philadelphia, PA 19106-3305
Phone: (215) 597-3282
Fax: (215) 861-5720

Chicago

9th Floor
Federal Office Building
230 S. Dearborn Street
Chicago, IL 60604-1595
Phone: (312) 353-1880
Fax: (312) 353-1886

Kansas City

City Center Square
1100 Main, Suite 600
Kansas City, MO 64105-2112
Phone: (816) 426-2481
Fax: (816) 426-6537

New York

Room 808
201 Varick Street
New York, NY 10014-4811
Phone (212) 337-2500
Fax: (212) 337-2532

Atlanta

Room 7T50
61 Forsyth Street, SW
Atlanta, GA 30303
Phone: (404) 331-3415
Fax: (404) 331-3445

Dallas

Federal Building
525 Griffin Street, Room 221
Dallas, TX 75202-5028
Phone: (214) 767-6970
Fax: (214) 767-3720

San Francisco

71 Stevenson Street
P.O. Box 193766
San Francisco, CA 94119-3766
Phone: (415) 975-4350
Fax: (415) 975-4371