

PPI Detailed Report

Data for September 2024



U.S. Department of Labor

U.S. Bureau of Labor Statistics

A composite image with a yellow-green tint. The background shows a welder in a dark protective suit working on a large metal structure, with bright sparks flying from the welding point. In the foreground, a man and a woman are sitting at a desk, looking at a laptop screen. The man is wearing a light-colored shirt and a patterned tie, and the woman is wearing a dark top. The overall scene suggests a connection between industrial work and office-based data analysis.

**Mining • Manufacturing • Services
Agriculture • Utilities • Construction**

PPI Detailed Report

Data for September 2024

Editors

Joseph Kowal
Gabriel Vera
Timothy Schermerhorn
Nachelle Jackson

Vol. 28, No.9

Contents

	<i>Page</i>
Producer Price Indexes, September 2024	1
Charts	
Final demand	6
Processed goods for intermediate demand	7
Unprocessed goods for intermediate demand	8
Services for intermediate demand	9
Tables	
Producer Price Indexes	
1. Final demand – intermediate demand weights and percent changes, seasonally adjusted	10
2. Selected commodity groupings percent changes by final demand – intermediate demand category	16
3. Final demand – intermediate demand indexes, seasonally adjusted	26
4. Final demand – intermediate demand weights and percent changes, not seasonally adjusted	32
5. Final demand – intermediate demand indexes, not seasonally adjusted	38
6. Selected commodity and service groupings percent changes, not seasonally adjusted	44
7. Commodity and service groupings and individual items, percent changes, not seasonally adjusted	46
8. Commodity and service groupings and individual items, indexes and percent changes, seasonally adjusted	105
9. Commodity and service groupings and individual items indexes, not seasonally adjusted	129
10. Net output of selected industries and industry groups, indexes and percent changes.....	185
11. Net output of selected industries and their products indexes	187
12. Net output of selected industries and their products, percent changes	256
13. Special commodity groupings	329
14. Net inputs to industries, excluding capital investment, labor, and imports	331
Technical note	336

Producer Price Index Release Dates

The following is the schedule of release dates for Producer Price Index data for the remainder of 2024 and 2025. News releases are issued at 8:30 a.m. eastern time on each release date.

Reference Month	Release Date
September 2024	Oct. 11, 2024
October 2024	Nov. 14, 2024
November 2024	Dec. 12, 2024
December 2024	Jan. 14, 2025
January 2025	Feb. 13, 2025
February 2025	Mar. 13, 2025
March 2025	Apr. 11, 2025
April 2025	May 15, 2025
May 2025	Jun. 12, 2025
June 2025	Jul. 16, 2025
July 2025	Aug. 14, 2025
August 2025	Sep. 10, 2025
September 2025	Oct. 16, 2025
October 2025	Nov. 14, 2025
November 2025	Dec. 11, 2025

Producer Price Indexes – September 2024

The Producer Price Index for final demand was unchanged in September, seasonally adjusted. Final demand prices advanced 0.2 percent in August and were unchanged in July. (See table A.) On an unadjusted basis, the index for final demand rose 1.8 percent for the 12 months ended in September.

Within final demand in September, a 0.2-percent increase in the index for final demand services offset a 0.2-percent decline in prices for final demand goods.

The index for final demand less foods, energy, and trade services inched up 0.1 percent in September after rising 0.2 percent in August. For the 12 months ended in September, prices for final demand less foods, energy, and trade services increased 3.2 percent.

Final Demand

Final demand services: The index for final demand services moved up 0.2 percent in September after rising 0.4 percent in August. Leading the broad-based increase in September, prices for final demand services less trade, transportation, and warehousing advanced 0.1 percent. The indexes for final demand trade services and for final demand transportation and warehousing services also rose, 0.2 percent and 0.3 percent, respectively. (Trade indexes measure changes in margins received by wholesalers and retailers.)

Product detail: A 3.0-percent increase in the index for deposit services (partial) was a major factor in the September advance in prices for final demand services. The indexes for machinery and vehicle wholesaling, furniture retailing, desktop and portable device application software publishing, apparel wholesaling, and airline passenger services also rose. Conversely, margins for professional and commercial equipment wholesaling fell 6.3 percent. The indexes for securities brokerage, dealing, investment advice, and related services and for consumer loans (partial) also moved lower. (See table 2.)

Final demand goods: The index for final demand goods decreased 0.2 percent in September following no change in August. The decline can be traced to a 2.7-percent drop in prices for final demand energy. In contrast, the indexes for final demand foods and for final demand goods less foods and energy increased 1.0 percent and 0.2 percent, respectively.

Product detail: Leading the September decline in prices for final demand goods, the index for gasoline decreased 5.6 percent. Prices for diesel fuel, jet fuel, chicken eggs, home heating oil, and plastic resins and materials also fell. Conversely, the index for processed poultry jumped 8.8 percent.

Prices for electric power and for motor vehicles also moved higher.

Intermediate Demand by Commodity Type

Within intermediate demand in September, prices for processed goods declined 0.8 percent, the index for unprocessed goods fell 3.2 percent, and prices for services moved up 0.2 percent. (See tables B and C.)

Processed goods for intermediate demand: The index for processed goods for intermediate demand moved down 0.8 percent in September, the largest decline since falling 1.4 percent in May. Most of the September decrease is attributable to prices for processed energy goods, which dropped 4.7 percent. The index for processed materials less foods and energy edged down 0.1 percent. In contrast, prices for processed foods and feeds rose 0.9 percent. For the 12 months ended in September, the index for processed goods for intermediate demand decreased 2.7 percent, the largest 12-month decline since falling 3.7 percent in January.

Product detail: Over 80 percent of the September decrease in prices for processed goods for intermediate demand can be attributed to the index for diesel fuel, which dropped 17.6 percent. Prices for gasoline, basic organic chemicals, plastic resins and materials, jet fuel, and asphalt also moved lower. Conversely, the index for processed poultry advanced 8.8 percent. Prices for softwood lumber and for commercial electric power also increased.

Unprocessed goods for intermediate demand: The index for unprocessed goods for intermediate demand moved down 3.2 percent in September, the largest decline since falling 4.1 percent in December 2023. The September decrease is attributable to prices for unprocessed energy materials, which dropped 12.6 percent. In contrast, the indexes for unprocessed foodstuffs and feedstuffs and for unprocessed nonfood materials less energy increased 2.7 percent and 1.9 percent, respectively. For the 12 months ended in September, prices for unprocessed goods for intermediate demand fell 9.5 percent, the largest 12-month decline since decreasing 13.5 percent in January.

Product detail: Most of the September decrease in prices for unprocessed goods for intermediate demand can be traced to the index for crude petroleum, which fell 16.7 percent. Prices for ungraded chicken eggs; slaughter steers and heifers; coal; fresh vegetables, except potatoes; and recyclable paper also moved down. Conversely, the index for slaughter poultry advanced 5.8 percent. Prices for nonferrous metal ores and for natural gas also increased.

Chart 1. One-month percent changes in selected PPI final demand price indexes, seasonally adjusted

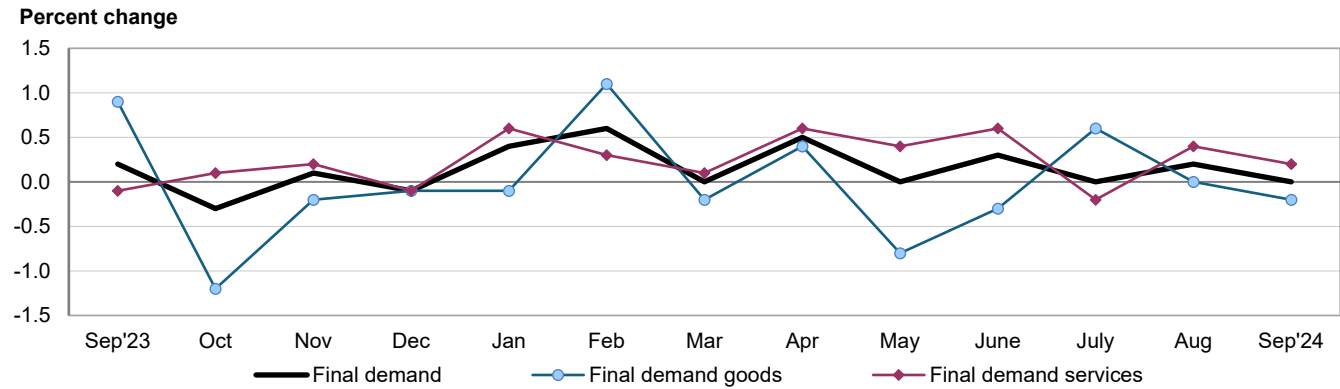


Chart 2. Twelve-month percent changes in selected PPI final demand price indexes, not seasonally adjusted

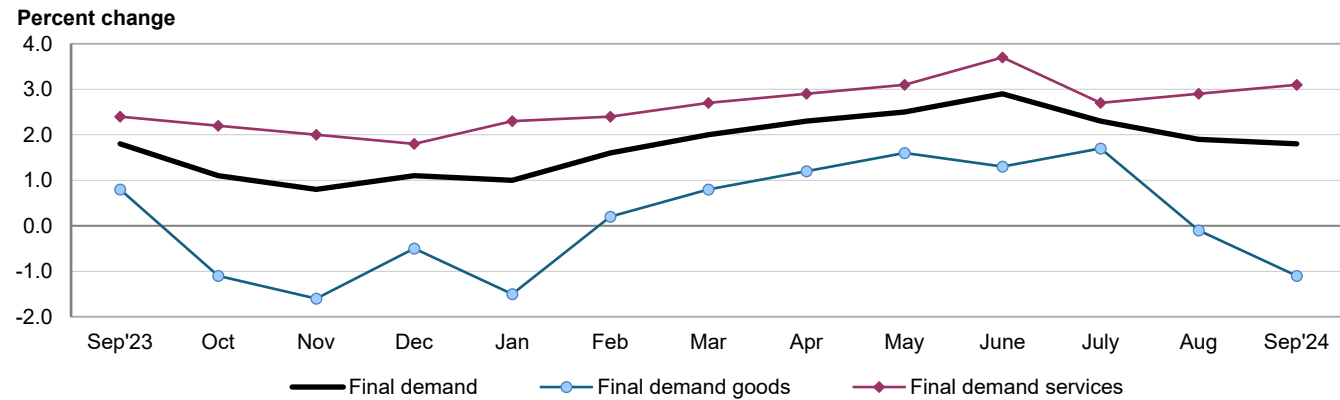


Table A. Monthly and 12-month percent changes in selected final demand price indexes, seasonally adjusted

Month	Total final demand	Final demand less foods, energy, and trade	Final demand goods				Final demand services				Change in final demand from 12 months ago (unadj.)	Change in final demand less foods, energy, and trade from 12 mo. ago (unadj.)
			Total	Foods	Energy	Less foods and energy	Total	Trade	Transportation and warehousing	Other		
2023												
Sept...	0.2	0.3	0.9	0.4	3.2	0.3	-0.1	-1.1	0.4	0.3	1.8	2.9
Oct....	-0.3	0.1	-1.2	0.2	-6.4	0.1	0.1	0.0	0.5	0.1	1.1	2.8
Nov....	0.1	0.1	-0.2	0.7	-2.0	0.1	0.2	0.4	-0.2	0.1	0.8	2.5
Dec....	-0.1	0.3	-0.1	0.0	-0.8	0.1	-0.1	-1.2	-0.2	0.5	1.1	2.7
2024												
Jan... ..	0.4	0.6	-0.1	-0.3	-1.1	0.3	0.6	0.1	-0.2	0.9	1.0	2.7
Feb... ..	0.6	0.4	1.1	1.0	3.9	0.3	0.3	0.3	1.2	0.3	1.6	2.8
Mar... ..	0.0	0.2	-0.2	0.3	-1.2	0.0	0.1	-0.4	0.2	0.3	2.0	2.9
Apr....	0.5	0.5	0.4	-0.8	1.8	0.3	0.6	0.5	-0.5	0.7	2.3	3.2
May ¹ ..	0.0	0.2	-0.8	-0.1	-4.6	0.2	0.4	0.8	-0.8	0.3	2.5	3.4
June ¹ ..	0.3	0.1	-0.3	0.1	-2.0	0.0	0.6	1.9	-0.1	0.1	2.9	3.2
July ¹ ..	0.0	0.4	0.6	0.6	1.7	0.2	-0.2	-1.8	1.2	0.3	2.3	3.4
Aug. ¹ ..	0.2	0.2	0.0	0.2	-1.0	0.2	0.4	0.7	-0.9	0.4	1.9	3.3
Sept...	0.0	0.1	-0.2	1.0	-2.7	0.2	0.2	0.2	0.3	0.1	1.8	3.2

¹ Some of the figures shown above and elsewhere in this release may differ from those previously reported because data for May 2024 through August 2024 have been revised to reflect the availability of late reports and corrections by respondents.

Table B. Monthly and 12-month percent changes in selected intermediate demand price indexes for goods by commodity type, seasonally adjusted

Month	Processed goods for intermediate demand					Unprocessed goods for intermediate demand				
	Total	Foods and feeds	Energy goods	Less foods and energy	Total, change from 12 months ago (unadj.)	Total	Food-stuffs and feed-stuffs	Energy materials	Nonfood materials less energy	Total, change from 12 months ago (unadj.)
2023										
Sept.....	0.5	0.7	2.1	0.0	-3.7	2.9	1.2	6.8	-0.4	-21.5
Oct.....	-1.0	-0.2	-4.3	-0.1	-4.6	-1.6	-2.1	-2.1	0.0	-14.8
Nov.....	-0.7	-0.5	-2.6	-0.3	-4.6	-2.1	-0.4	-5.3	0.7	-14.0
Dec.....	-0.4	0.1	-2.9	0.2	-2.8	-4.1	-3.3	-7.6	0.3	-18.7
2024										
Jan.....	-0.1	-1.7	-1.0	0.3	-3.7	1.6	-1.5	6.4	-1.3	-13.5
Feb.....	1.4	0.3	5.5	0.5	-2.0	-0.3	1.6	-1.1	-1.7	-9.3
Mar.....	-0.6	0.2	-1.0	-0.5	-1.8	-1.4	1.6	-5.4	0.5	-6.3
Apr.....	0.5	-0.3	1.8	0.3	-0.6	2.1	-0.6	6.0	0.5	-5.0
May ¹	-1.4	0.4	-7.5	0.1	-0.6	0.0	2.8	-3.9	1.9	-0.1
June ¹	-0.1	0.7	-0.7	0.0	-0.2	0.5	-1.3	3.1	-0.5	1.6
July ¹	0.6	1.5	2.5	0.1	0.8	2.1	2.0	3.2	0.4	1.4
Aug. ¹	-0.2	-0.2	-0.9	0.1	-1.3	-3.1	-1.3	-6.3	-1.1	-3.8
Sept.....	-0.8	0.9	-4.7	-0.1	-2.7	-3.2	2.7	-12.6	1.9	-9.5

¹ Some of the figures shown above and elsewhere in this release may differ from those previously reported because data for May 2024 through August 2024 have been revised to reflect the availability of late reports and corrections by respondents.

Services for intermediate demand: The index for services for intermediate demand increased 0.2 percent in September after edging down 0.1 percent in August. Over half of the broad-based rise can be attributed to prices for services less trade, transportation, and warehousing for intermediate demand, which advanced 0.2 percent. The indexes for transportation and warehousing services for intermediate demand and for trade services for intermediate demand also moved up, 0.3 percent and 0.2 percent, respectively. For the 12 months ended in September, prices for services for intermediate demand advanced 3.5 percent.

Product detail: Leading the September increase in the index for services for intermediate demand, prices for staffing services jumped 2.7 percent. The indexes for deposit services (partial), investment banking, food and alcohol wholesaling, radio advertising time sales, and services related to air transportation also moved higher. In contrast, prices for securities brokerage, dealing, investment advice, and related services fell 2.3 percent. The indexes for machinery and equipment parts and supplies wholesaling and for long-distance motor carrying also declined.

Table C. Monthly and 12-month percent changes in selected intermediate demand price indexes for services by commodity type, seasonally adjusted

Month	Services for intermediate demand				Total, change from 12 months ago (unadj.)
	Total	Trade	Transportation and warehousing	Other	
2023					
Sept.....	0.3	-0.4	0.8	0.4	4.0
Oct.....	0.0	1.5	0.4	-0.5	3.5
Nov.....	0.5	1.5	-0.2	0.4	3.2
Dec.....	0.5	-0.3	1.0	0.6	3.7
2024					
Jan.....	0.9	1.1	-0.1	1.0	3.6
Feb.....	0.0	-1.7	1.0	0.3	3.3
Mar.....	0.2	0.1	0.0	0.3	3.8
Apr.....	0.2	-0.4	0.4	0.4	3.4
May ¹	0.3	0.6	0.5	0.2	3.5
June ¹	0.4	0.8	-0.2	0.5	4.0
July ¹	0.3	0.4	0.7	0.2	3.6
Aug. ¹	-0.1	-0.1	-0.2	-0.1	3.6
Sept.....	0.2	0.2	0.3	0.2	3.5

¹ Some of the figures shown above and elsewhere in this release may differ from those previously reported because data for May 2024 through August 2024 have been revised to reflect the availability of late reports and corrections by respondents.

Intermediate Demand by Production Flow

Stage 4 intermediate demand: Prices for stage 4 intermediate demand edged up 0.1 percent in September after decreasing 0.1 percent in August. In September, the indexes for both total goods inputs and for total services inputs to stage 4 intermediate demand advanced 0.1 percent. (See table D.) Rising prices for processed poultry; staffing services; investment banking; grains; and hay, hayseeds, and oilseeds outweighed declines in the indexes for securities brokerage, dealing, investment advice, and related services; diesel fuel; gross rents for retail properties; and gasoline. For the 12 months ended in September, prices for stage 4 intermediate demand increased 1.8 percent.

Stage 3 intermediate demand: The index for stage 3 intermediate demand decreased 0.2 percent in September following a 0.4-percent decline in August. In September, prices for total goods inputs to stage 3 intermediate demand fell 0.9 percent. Conversely, the index for total services inputs rose 0.4 percent. Lower prices for diesel fuel, basic organic chemicals, jet fuel, plastic resins and materials, asphalt, and television advertising time sales outweighed advances in the indexes for staffing services, slaughter poultry, and slaughter hogs. For the 12 months ended in September, prices for stage 3 intermediate demand were unchanged.

Stage 2 intermediate demand: The index for stage 2 intermediate demand decreased 1.6 percent in September, the

largest decline since falling 2.5 percent in March 2023. In September, prices for total goods inputs to stage 2 intermediate demand dropped 4.6 percent. In contrast, the index for total services inputs moved up 0.5 percent. Decreases in prices for crude petroleum; business loans (partial); coal; basic organic chemicals; diesel fuel; and securities brokerage, dealing, investment advice, and related services outweighed advances in the indexes for staffing services, deposit services (partial), and natural gas. For the 12 months ended in September, prices for stage 2 intermediate demand fell 2.4 percent, the largest 12-month decline since moving down 2.9 percent in January.

Stage 1 intermediate demand: Prices for stage 1 intermediate demand declined 0.5 percent in September, the first decrease since falling 0.7 percent in May. In September, the index for total goods inputs to stage 1 intermediate demand moved down 0.9 percent, while prices for total services inputs were unchanged. Declines in the indexes for diesel fuel; securities brokerage, dealing, investment advice, and related services; gross rents for retail properties; gasoline; basic organic chemicals; and air conditioning and refrigeration equipment outweighed higher prices for grains, investment banking, and traveler accommodation services. For the 12 months ended in September, the index for stage 1 intermediate demand fell 0.3 percent, the first 12-month decrease since moving down 0.5 percent in January.

Table D. Monthly percent changes in selected intermediate demand price indexes by production flow, seasonally adjusted

Month	Stage 4 intermediate demand			Stage 3 intermediate demand			Stage 2 intermediate demand			Stage 1 intermediate demand		
	Total	Goods inputs	Ser-vices inputs	Total	Goods inputs	Ser-vices inputs	Total	Goods inputs	Ser-vices inputs	Total	Goods inputs	Ser-vices inputs
2023												
Sept.....	0.3	0.3	0.3	0.5	0.9	0.3	1.2	3.0	-0.1	0.3	0.3	0.2
Oct.....	-0.3	-0.5	-0.2	-0.5	-1.7	0.4	-0.3	-1.1	0.4	-0.4	-0.8	-0.1
Nov.....	0.2	-0.3	0.5	-0.2	-1.1	0.6	-1.0	-2.5	0.2	-0.2	-0.9	0.6
Dec.....	0.2	0.0	0.4	-0.3	-1.6	0.7	-1.1	-3.4	0.5	-0.2	-0.7	0.3
2024												
Jan.....	0.6	-0.1	1.2	0.3	0.0	0.6	1.2	1.7	0.8	0.4	-0.2	1.0
Feb.....	0.1	0.5	-0.2	1.0	2.5	-0.2	0.1	-0.7	0.7	0.4	1.3	-0.5
Mar.....	0.1	-0.3	0.4	-0.1	-0.3	0.0	-0.9	-2.5	0.1	-0.3	-0.9	0.3
Apr.....	0.4	0.4	0.3	0.2	0.2	0.1	1.3	2.8	0.2	0.3	0.5	0.1
May ¹	-0.1	-0.3	0.0	-0.3	-1.2	0.5	-0.2	-1.2	0.5	-0.7	-1.5	0.2
June ¹	0.1	-0.1	0.3	-0.1	-0.3	0.2	0.8	1.2	0.5	0.2	-0.2	0.5
July ¹	0.5	0.2	0.7	0.7	1.2	0.3	0.6	1.6	-0.1	0.6	0.7	0.5
Aug. ¹	-0.1	0.0	-0.1	-0.4	-0.5	-0.4	-1.1	-2.8	0.0	0.0	-0.1	0.1
Sept.....	0.1	0.1	0.1	-0.2	-0.9	0.4	-1.6	-4.6	0.5	-0.5	-0.9	0.0

¹ Some of the figures shown above and elsewhere in this release may differ from those previously reported because data for May 2024 through August 2024 have been revised to reflect the availability of late reports and corrections by respondents.

Chart 1. The Final Demand Index and its component indexes, January 2020 through September 2024, 12-month percentage changes

Percent change

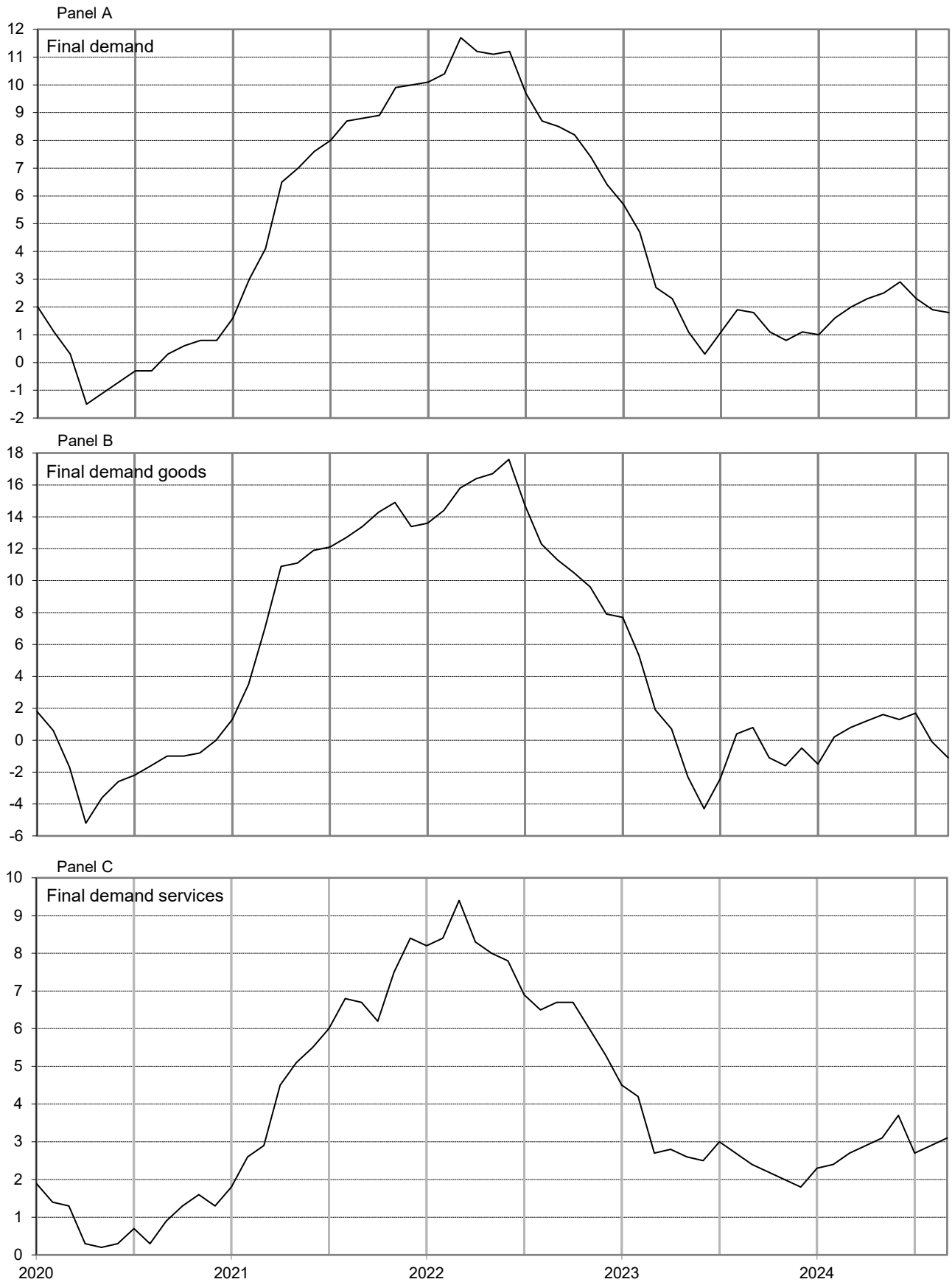


Chart 2. The Processed Goods for Intermediate Demand Index and its component indexes, January 2020 through September 2024, 12-month percentage changes

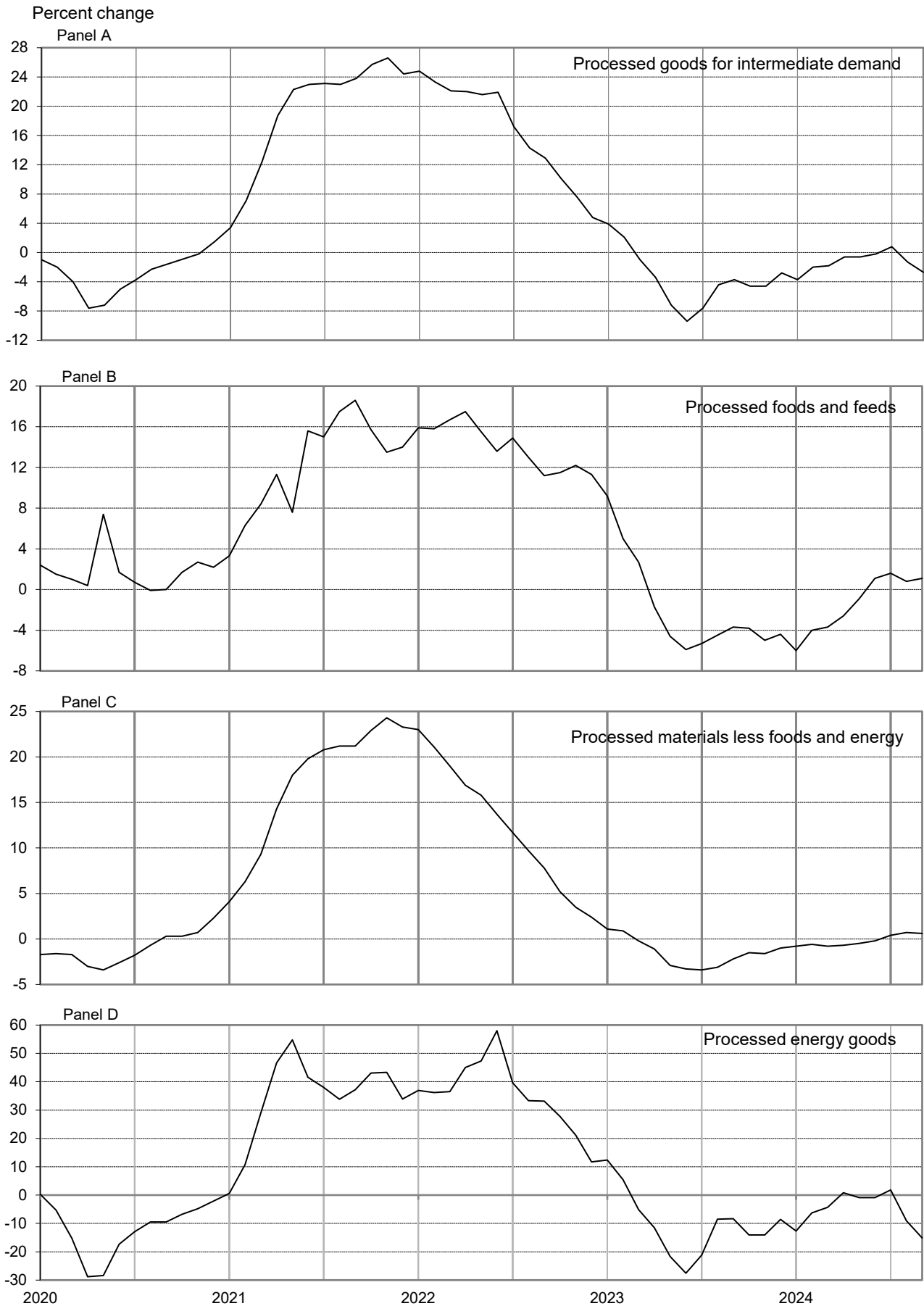


Chart 3. The Unprocessed Goods for Intermediate Demand Index and its component indexes, January 2020 through September 2024, 12-month percentage changes

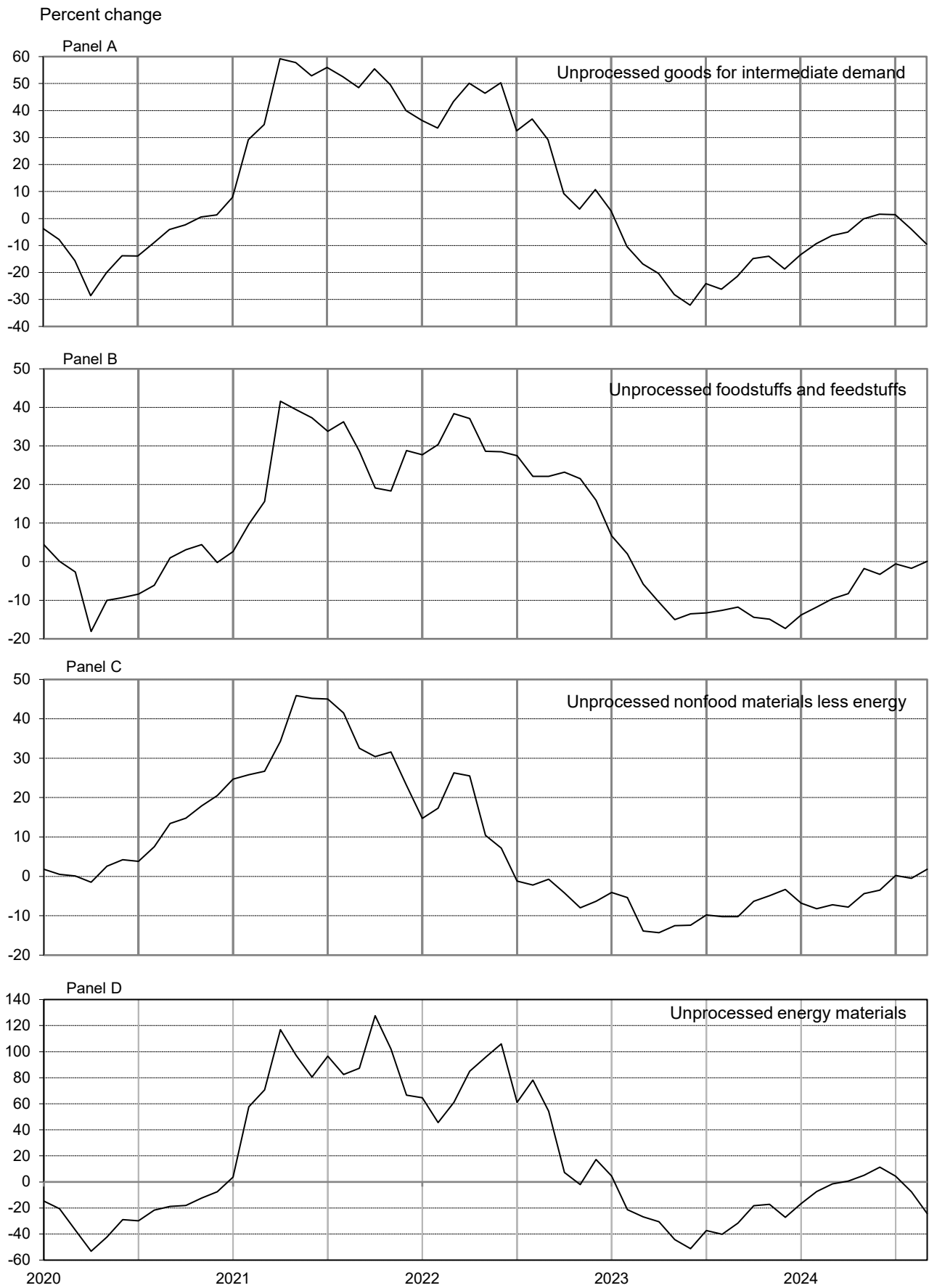
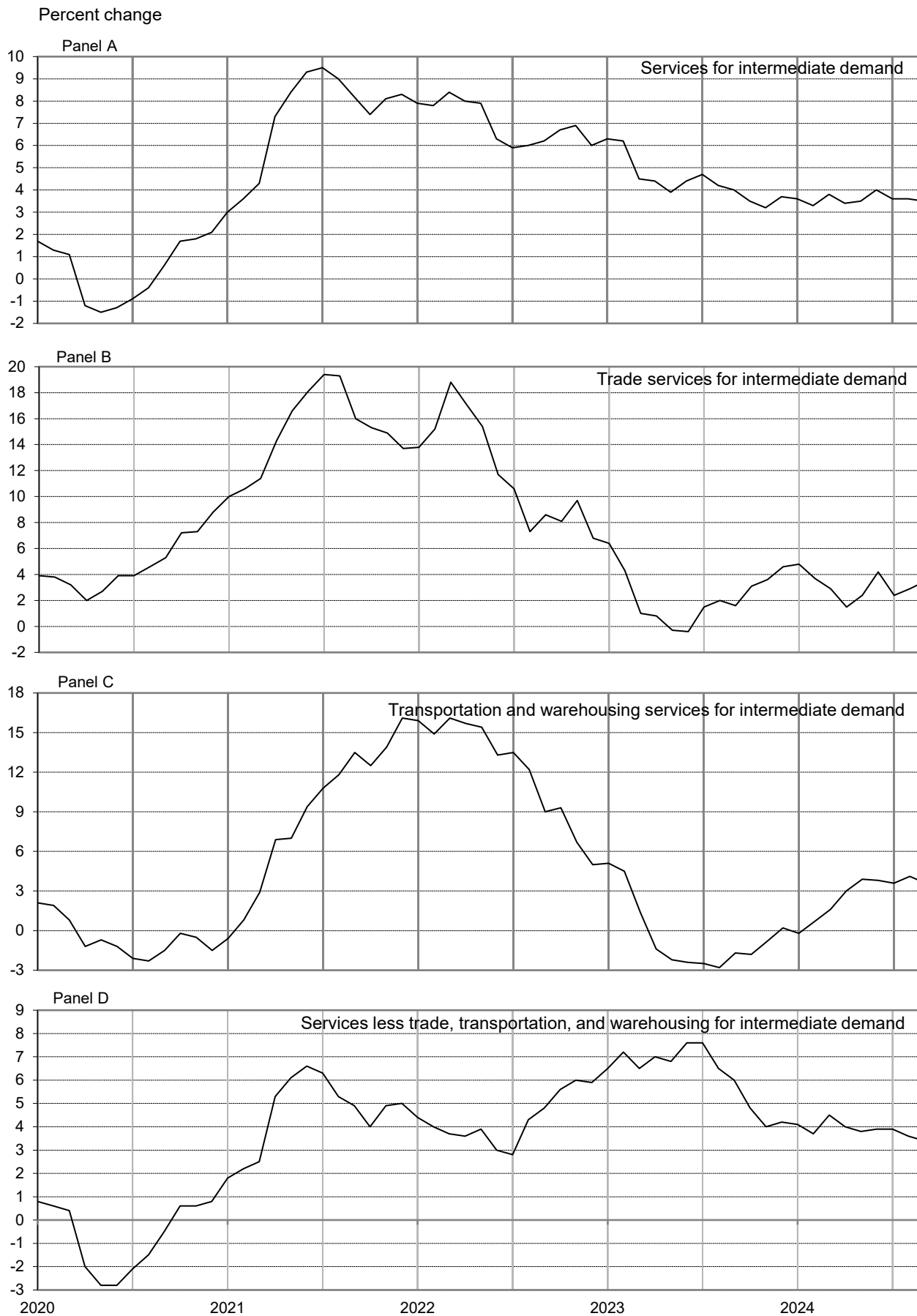


Chart 4. The Services for Intermediate Demand Index and its component indexes, January 2020 through September 2024, 12-month percentage changes



Source: U.S. Bureau of Labor Statistics, Producer Price Index Program

Table 1. Producer price index percentage changes and weights for Final Demand-Intermediate Demand groupings, seasonally adjusted
[September 2024]

Grouping	Commodity code		Relative Importance Dec. 2023 ¹	Unadjusted 12-month percent change ² Sept. 2023 to Sept. 2024 ^P	Seasonally adjusted 1-month percent change ²				
	Group code	Item code			Apr. to May	May to June ^P	June to July ^P	July to Aug. ^P	Aug. to Sept. ^P
Final Demand									
Final demand.....	FD	4	100.000	1.8	0.0	0.3	0.0	0.2	0.0
Final demand goods.....	FD	41	30.162	-1.1	-0.8	-0.3	0.6	0.0	-0.2
Final demand foods.....	FD	411	5.633	3.2	-0.1	0.1	0.6	0.2	1.0
Finished consumer foods ³	FD	4111	4.307	5.0	-0.5	0.4	0.6	0.8	0.9
Finished consumer foods, crude.....	FD	41113	0.351	24.4	-7.5	4.7	-2.6	12.0	-0.8
Finished consumer foods, processed.....	FD	41112	3.956	3.4	0.2	0.0	0.9	-0.2	1.1
Government purchased foods.....	FD	4112	0.410	3.9	0.1	0.5	1.9	-0.8	1.0
Foods for export.....	FD	4113	0.916	-5.7	1.5	-1.3	0.1	-1.9	1.6
Final demand energy.....	FD	412	5.517	-13.8	-4.6	-2.0	1.7	-1.0	-2.7
Finished consumer energy goods ³	FD	4121	4.292	-12.1	-3.9	-2.1	1.2	-0.6	-1.9
Government purchased energy.....	FD	4122	0.834	-20.1	-8.3	-1.7	3.7	-2.5	-5.9
Energy for export.....	FD	4123	0.391	-19.7	-5.3	-1.8	3.8	-2.6	-6.1
Final demand goods less foods and energy.....	FD	413	19.012	2.0	0.2	0.0	0.2	0.2	0.2
Finished goods less foods and energy ³	FD	4131	10.933	2.4	0.2	0.1	0.1	0.3	0.2
Finished consumer goods less foods and energy.....	FD	41311	5.811	2.2	0.3	0.1	0.1	0.4	0.2
Nondurable consumer goods less foods and energy.....	FD	413111	3.522	3.0	0.5	0.1	0.1	0.6	0.3
Durable consumer goods.....	FD	413112	2.289	1.1	0.0	0.0	0.1	0.2	0.1
Private capital equipment.....	FD	41312	5.122	2.6	0.1	0.1	0.1	0.2	0.2
Private capital equipment for manufacturing industries.....	FD	413121	1.254	3.6	0.3	0.1	0.2	0.4	0.2
Private capital equipment for nonmanufacturing industries.....	FD	413122	3.868	2.3	0.1	0.1	0.1	0.2	0.2
Government purchased goods, excluding foods and energy.....	FD	4132	1.971	2.1	0.0	0.0	0.3	0.1	0.3
Government purchased goods excluding foods, energy, and capital equipment.....	FD	41321	1.146	1.8	-0.1	0.0	0.4	0.2	0.3
Government purchased capital equipment.....	FD	41322	0.825	2.5	0.1	0.1	0.1	0.1	0.2
Goods for export, excluding foods and energy.....	FD	4133	6.108	1.4	0.3	0.0	0.3	-0.1	0.0
Final demand services.....	FD	42	67.184	3.1	0.4	0.6	-0.2	0.4	0.2
Final demand trade services ⁴	FD	423	19.195	1.5	0.8	1.9	-1.8	0.7	0.2
Trade of finished goods ³	FD	4231	16.558	0.9	1.0	1.9	-1.9	0.7	0.3
Trade of personal consumption goods.....	FD	42311	13.605	0.3	1.7	1.5	-1.6	0.1	0.4
Trade of private capital equipment.....	FD	42312	2.953	3.7	-2.2	3.6	-3.4	3.3	-0.2
Trade of government purchased goods.....	FD	4232	0.745	5.1	-0.7	3.0	-1.8	0.8	0.0
Trade of government purchased goods, excluding capital equipment.....	FD	42321	0.474	3.2	1.0	2.1	0.0	-1.0	0.1
Trade of government purchased capital equipment.....	FD	42322	0.271	8.5	-3.5	4.5	-4.8	4.0	-0.2
Trade of exports.....	FD	4233	1.892	5.6	-0.7	1.7	-1.0	1.1	0.0
Final demand transportation and warehousing services.....	FD	422	4.931	0.4	-0.8	-0.1	1.2	-0.9	0.3
Transportation of passengers for final demand.....	FD	4221	1.271	0.7	-3.9	0.2	0.2	-1.0	1.5
Transportation of private passengers.....	FD	42211	0.857	0.7	-3.9	0.2	0.2	-1.0	1.5
Transportation of government passengers.....	FD	42212	0.103	0.7	-3.9	0.2	0.2	-1.0	1.5
Transportation of passengers for export.....	FD	42213	0.311	0.7	-3.9	0.2	0.2	-1.0	1.5
Transportation and warehousing of goods for final demand.....	FD	4222	3.660	0.3	0.2	-0.2	1.5	-0.9	0.0
Transportation and warehousing of finished goods ³	FD	42221	2.368	0.1	0.2	-0.2	1.6	-0.9	-0.1
Transportation and warehousing of personal consumption goods.....	FD	422211	1.908	0.2	0.2	-0.2	1.5	-0.8	-0.1
Transportation and warehousing of private capital equipment.....	FD	422212	0.460	-0.5	0.2	-0.2	1.7	-1.3	-0.1
Transportation and warehousing of government purchased goods.....	FD	42222	0.220	0.7	0.1	-0.3	1.3	-0.5	0.0
Transportation and warehousing of exports.....	FD	42223	1.072	0.7	0.3	-0.2	1.3	-0.9	0.1
Final demand services less trade, transportation, and warehousing.....	FD	421	43.059	4.1	0.3	0.1	0.3	0.4	0.1
Finished services less trade, transportation, and warehousing ³	FD	4211	37.528	4.0	0.3	0.1	0.3	0.4	0.1
Finished consumer services less trade, transportation, and warehousing.....	FD	42111	33.067	4.2	0.3	0.1	0.2	0.5	0.1
Private capital investment services less trade, transportation, and warehousing.....	FD	42112	4.461	3.2	0.5	0.0	0.8	-0.1	0.5
Government purchased services less trade, transportation, and warehousing.....	FD	4212	2.810	4.0	0.3	0.3	0.4	0.1	0.1
Gov. purchased services less trade, transportation, and warehousing, excl. capital investment.....	FD	42121	2.647	4.0	0.3	0.3	0.3	0.1	0.1
Government purchased capital investment services less trade, transportation, and warehousing.....	FD	42122	0.163	3.7	0.8	-0.3	1.8	-0.7	0.6
Services for export less trade, transportation, and warehousing.....	FD	4213	2.721	5.4	0.3	0.6	0.5	0.1	0.0
Final demand construction.....	FD	43	2.654	1.3	0.0	0.3	0.7	0.0	0.1
Construction for private capital investment.....	FD	431	1.844	1.0	0.1	0.4	0.6	0.0	0.1
Construction for government.....	FD	432	0.810	1.9	-0.1	0.2	1.1	0.0	0.1
Special Groupings of Final Demand									
Final demand less exports.....	FD	49101	86.589	1.8	0.0	0.3	0.0	0.3	0.1
Final demand less government.....	FD	49102	92.097	1.9	0.1	0.3	0.0	0.3	0.1

See footnotes at end of table.

Table 1. Producer price index percentage changes and weights for Final Demand-Intermediate Demand groupings, seasonally adjusted — Continued
[September 2024]

Grouping	Commodity code		Relative Importance Dec. 2023 ¹	Unadjusted 12-month percent change ² Sept. 2023 to Sept. 2024 ^P	Seasonally adjusted 1-month percent change ²				
	Group code	Item code			Apr. to May	May to June ^P	June to July ^P	July to Aug. ^P	Aug. to Sept. ^P
Final demand less foods, food and nonalcoholic beverages for immediate consumption, and energy ⁵	FD	49103	88.421	2.8	0.3	0.5	-0.1	0.3	0.1
Final demand less foods and energy ⁵	FD	49104	88.850	2.8	0.3	0.5	-0.1	0.3	0.2
Final demand less foods and food and nonalcoholic beverages for immediate consumption ⁵	FD	49105	93.938	1.6	0.0	0.3	0.0	0.3	0.0
Final demand less foods ⁵	FD	49106	94.367	1.7	0.0	0.3	0.0	0.2	0.0
Final demand less energy.....	FD	49107	94.483	2.8	0.3	0.5	-0.1	0.3	0.2
Final demand less trade services.....	FD	49108	80.805	1.8	-0.2	-0.1	0.5	0.1	0.0
Final demand less distributive services ⁶	FD	49109	77.145	1.9	-0.2	0.0	0.4	0.2	0.0
Final demand goods less energy.....	FD	49111	24.645	2.3	0.2	0.1	0.3	0.2	0.4
Final demand goods less foods.....	FD	49112	24.529	-2.0	-0.9	-0.4	0.6	-0.1	-0.5
Final demand services less trade services.....	FD	49113	47.990	3.7	0.2	0.1	0.4	0.2	0.1
Final demand distributive services ⁶	FD	49114	22.855	1.3	0.7	1.6	-1.3	0.5	0.2
Final demand goods plus final demand distributive services ⁶	FD	49115	53.017	-0.1	-0.2	0.5	-0.2	0.2	0.0
Final demand less foods, energy, and trade services ⁵	FD	49116	69.655	3.2	0.2	0.1	0.4	0.2	0.1
Private and government purchased capital equipment.....	FD	49117	5.947	2.6	0.1	0.1	0.1	0.2	0.2
Private and government purchased capital investment services.....	FD	49118	8.308	3.4	-0.7	1.4	-0.8	1.2	0.2
Total private and government purchased capital investment.....	FD	49119	14.255	2.8	-0.3	0.8	-0.3	0.7	0.2
Total finished ³	FD	49201	78.687	1.9	0.1	0.3	-0.1	0.3	0.1
Total finished less foods, food and nonalcoholic beverages for immediate consumption, and energy ^{3, 5}	FD	49202	69.663	2.8	0.4	0.5	-0.2	0.4	0.2
Total finished less foods and energy ^{3, 5}	FD	49203	70.088	2.8	0.4	0.5	-0.2	0.4	0.2
Total finished less foods and food and nonalcoholic beverages for immediate consumption ^{3, 5}	FD	49204	73.955	1.8	0.1	0.3	-0.1	0.3	0.1
Total finished less foods ^{3, 5}	FD	49205	74.380	1.8	0.1	0.3	-0.1	0.3	0.1
Total finished less energy ³	FD	49206	74.395	2.9	0.3	0.5	-0.2	0.4	0.2
Finished goods ³	FD	49207	19.532	-0.7	-0.9	-0.3	0.5	0.2	-0.1
Finished goods less energy ³	FD	49208	15.240	3.1	0.0	0.2	0.3	0.5	0.4
Finished goods, excluding foods ^{3, 5}	FD	49209	15.225	-2.2	-1.0	-0.5	0.4	0.1	-0.4
Finished services ³	FD	49210	57.311	2.9	0.4	0.6	-0.3	0.4	0.2
Private capital investment services.....	FD	49211	7.874	3.2	-0.6	1.3	-0.8	1.1	0.2
Finished distributive services ^{3, 6}	FD	49212	18.926	0.8	0.9	1.6	-1.5	0.5	0.2
Finished services less trade services ³	FD	49213	40.753	3.7	0.2	0.1	0.4	0.3	0.1
Finished services less distributive services ^{3, 6}	FD	49214	38.385	4.0	0.2	0.1	0.3	0.4	0.1
Total private capital investment (goods, services, and construction).....	FD	49215	14.840	2.7	-0.3	0.8	-0.3	0.7	0.2
Finished goods plus finished distributive services ^{3, 6}	FD	49216	38.458	0.0	0.0	0.6	-0.5	0.3	0.1
Total exports.....	FD	49301	13.411	1.5	0.0	0.2	0.3	-0.2	0.0
Goods for export.....	FD	49302	7.415	-0.8	0.2	-0.3	0.5	-0.4	-0.1
Services for export.....	FD	49303	5.996	4.4	-0.2	0.8	0.1	0.2	0.1
Total government purchases.....	FD	49401	7.903	0.3	-0.9	0.3	0.6	-0.2	-0.4
Government purchased goods.....	FD	49402	3.215	-4.2	-2.3	-0.3	1.3	-0.7	-1.2
Government purchased services.....	FD	49403	3.878	3.9	0.0	0.8	0.0	0.1	0.1
Total government purchased capital investment (goods, services, construction).....	FD	49404	2.069	3.2	-0.4	0.7	-0.1	0.5	0.2
Government purchases, defense.....	FD	49405	2.356	-0.8	-1.1	0.2	0.4	-0.6	-0.4
Government purchases, non-defense.....	FD	49406	5.547	0.8	-0.9	0.3	0.7	0.0	-0.4
Personal consumption.....	FD	49501	63.847	1.8	0.2	0.2	0.0	0.3	0.1
Personal consumption goods (finished consumer goods).....	FD	49502	14.410	-1.8	-1.2	-0.5	0.6	0.2	-0.2
Personal consumption goods less energy.....	FD	49503	10.118	3.4	0.0	0.2	0.3	0.6	0.5
Personal consumption goods less foods.....	FD	49504	10.103	-4.4	-1.6	-0.9	0.6	0.0	-0.7
Personal consumption nondurable goods less foods.....	FD	49508	7.814	-5.9	-2.0	-1.1	0.7	-0.1	-0.9
Personal consumption services.....	FD	49505	49.437	2.9	0.6	0.5	-0.2	0.3	0.2
Personal consumption less trade services.....	FD	49506	50.242	2.2	-0.2	-0.1	0.4	0.3	0.0
Personal consumption less distributive services ⁶	FD	49507	48.334	2.3	-0.2	-0.1	0.4	0.4	0.0
Personal consumption less foods and energy.....	FD	49510	55.248	2.8	0.6	0.4	-0.2	0.3	0.2
Personal consumption less foods, energy, and trade services ⁴	FD	49511	41.643	3.6	0.2	0.1	0.3	0.4	0.1
Personal consumption less foods, energy, and distributive services ⁶	FD	49512	39.735	3.8	0.2	0.1	0.2	0.4	0.1
Personal consumption goods plus personal consumption distributive services ⁶	FD	49509	29.923	-0.7	0.2	0.4	-0.3	0.1	0.1
Intermediate Demand by Commodity Type									
Processed goods									
Processed goods for intermediate demand.....	ID6	1	100.000	-2.7	-1.4	-0.1	0.6	-0.2	-0.8
Materials and components for manufacturing.....	ID6	11	43.169	0.6	0.1	0.1	0.3	-0.1	-0.1
Materials for manufacturing.....	ID6	111	26.499	-0.1	0.0	0.0	0.4	-0.3	-0.2
Materials for food manufacturing.....	ID6	1111	4.375	4.9	0.1	0.8	1.6	0.0	1.0
Materials for nondurable manufacturing.....	ID6	1112	11.774	0.6	-0.5	0.0	1.5	0.2	-0.7
Materials for durable manufacturing.....	ID6	1113	10.350	-3.1	0.7	-0.2	-1.2	-1.1	-0.2
Components for manufacturing.....	ID6	112	16.670	1.7	0.1	0.1	0.0	0.3	0.0

See footnotes at end of table.

Table 1. Producer price index percentage changes and weights for Final Demand-Intermediate Demand groupings, seasonally adjusted — Continued
[September 2024]

Grouping	Commodity code		Relative Importance Dec. 2023 ¹	Unadjusted 12-month percent change ² Sept. 2023 to Sept. 2024 ^P	Seasonally adjusted 1-month percent change ²				
	Group code	Item code			Apr. to May	May to June ^P	June to July ^P	July to Aug. ^P	Aug. to Sept. ^P
Components for nondurable manufacturing.....	ID6	1121	0.804	2.1	0.3	0.0	0.1	0.5	0.0
Components for durable manufacturing.....	ID6	1122	15.866	1.6	0.1	0.1	0.0	0.3	0.0
Materials and components for construction.....	ID6	12	10.782	0.7	0.0	-0.2	-0.1	0.3	0.1
Materials for construction.....	ID6	121	4.753	0.8	-0.4	-0.1	-0.4	0.0	0.3
Components for construction.....	ID6	122	6.029	0.7	0.2	-0.2	0.1	0.6	-0.1
Processed fuels and lubricants for intermediate demand.....	ID6	13	18.656	-15.1	-7.5	-0.7	2.5	-0.9	-4.7
Processed fuels and lubricants to manufacturing industries.....	ID6	131	4.711	-9.5	-5.5	0.6	1.1	-0.5	-3.0
Processed fuels and lubricants to nonmanufacturing industries.....	ID6	132	13.945	-16.8	-8.2	-1.2	2.9	-1.1	-5.3
Containers for intermediate demand.....	ID6	14	3.090	1.7	0.5	0.0	0.5	0.6	0.5
Supplies for intermediate demand.....	ID6	15	24.303	0.6	0.3	0.1	0.3	0.1	0.2
Supplies to manufacturing industries.....	ID6	151	3.234	2.1	0.4	0.2	0.0	0.1	0.2
Supplies to nonmanufacturing industries.....	ID6	152	21.069	0.4	0.3	0.1	0.3	0.1	0.3
Supplies to nonmanufacturing industries, feeds.....	ID6	1521	2.208	-9.5	1.2	0.6	1.4	-0.8	0.2
Supplies to nonmanufacturing industries, other than feeds.....	ID6	1522	18.861	1.6	0.1	0.0	0.2	0.2	0.3
Unprocessed goods									
Unprocessed goods for intermediate demand.....	ID6	2	100.000	-9.5	0.0	0.5	2.1	-3.1	-3.2
Unprocessed foodstuffs and feedstuffs.....	ID6	21	37.665	0.1	2.8	-1.3	2.0	-1.3	2.7
Unprocessed nonfood materials.....	ID6	22	62.334	-15.1	-1.6	1.6	2.1	-4.3	-6.9
Unprocessed nonfood materials except fuel.....	ID6	221	51.132	-15.1	-3.2	-0.4	2.1	-2.9	-8.0
Unprocessed nonfood materials except fuel to manufacturing industries.....	ID6	2211	48.525	-16.1	-3.4	-0.4	2.2	-3.1	-8.5
Unprocessed nonfood materials except fuel to nonmanufacturing industries.....	ID6	2212	2.607	7.2	0.0	0.0	0.9	0.9	0.3
Unprocessed fuel.....	ID6	222	11.202	-14.9	10.0	15.2	2.2	-12.2	0.6
Unprocessed fuel to manufacturing industries.....	ID6	2221	1.016	2.1	2.5	0.8	0.6	0.4	-1.7
Unprocessed fuel to nonmanufacturing industries.....	ID6	2222	10.186	-16.6	11.1	17.3	2.4	-13.7	0.9
Services									
Services for intermediate demand.....	ID6	3	100.000	3.5	0.3	0.4	0.3	-0.1	0.2
Trade services for intermediate demand ⁴	ID6	33	18.284	3.5	0.6	0.8	0.4	-0.1	0.2
Trade services for manufacturing industries.....	ID6	331	9.046	3.7	0.3	-0.2	0.9	-0.2	0.3
Trade services for nonmanufacturing industries.....	ID6	332	9.238	3.4	0.9	1.7	-0.1	-0.1	0.2
Transportation and warehousing services for intermediate demand.....	ID6	32	14.025	3.6	0.5	-0.2	0.7	-0.2	0.3
Transportation of passengers for intermediate demand.....	ID6	321	1.039	0.7	-3.9	0.2	0.2	-1.0	1.5
Transportation of passengers for manufacturing industries.....	ID6	3211	0.124	0.7	-3.9	0.2	0.2	-1.0	1.5
Transportation of passengers for nonmanufacturing industries.....	ID6	3212	0.915	0.7	-3.8	0.2	0.2	-1.0	1.5
Transportation and warehousing of goods for intermediate demand.....	ID6	322	12.986	3.8	0.8	-0.3	0.7	-0.2	0.3
Transportation and warehousing of goods for manufacturing industries.....	ID6	3221	2.724	0.5	0.2	-0.1	1.0	-0.9	0.1
Transportation and warehousing of goods for nonmanufacturing industries.....	ID6	3222	10.262	4.7	1.0	-0.3	0.6	0.0	0.3
Services less trade, transportation, and warehousing for intermediate demand.....	ID6	31	67.691	3.4	0.2	0.5	0.2	-0.1	0.2
Services less trade, transportation, and warehousing for manufacturing industries.....	ID6	311	2.126	4.1	0.3	0.3	0.0	-0.1	0.2
Services less trade, transportation, and warehousing for nonmanufacturing industries.....	ID6	312	65.565	3.4	0.2	0.5	0.2	-0.1	0.2
Construction									
Construction for intermediate demand.....	ID6	4	100.000	4.6	0.0	0.1	0.2	0.1	0.1
Special Groupings of Intermediate Demand by Commodity Type									
Processed materials less foods and feeds.....	ID6	9111	91.107	-3.0	-1.6	-0.2	0.6	-0.2	-1.0
Processed foods and feeds.....	ID6	9112	8.893	1.1	0.4	0.7	1.5	-0.2	0.9
Processed energy goods.....	ID6	9113	18.656	-15.1	-7.5	-0.7	2.5	-0.9	-4.7
Processed materials less energy.....	ID6	9118	81.344	0.6	0.1	0.0	0.2	0.0	0.0
Processed materials less foods and energy.....	ID6	9115	72.451	0.6	0.1	0.0	0.1	0.1	-0.1
Intermediate distributive services ⁷	ID6	9116	31.270	3.6	0.7	0.3	0.5	-0.2	0.2
Processed goods plus intermediate distributive services.....	ID6	9117	-	-0.8	-0.8	0.0	0.6	-0.2	-0.5
Unprocessed materials less agricultural products.....	ID6	9211	57.180	-15.0	-2.0	1.8	2.7	-4.5	-7.8
Unprocessed energy materials ⁸	ID6	9212	37.534	-24.4	-3.9	3.1	3.2	-6.3	-12.6
Unprocessed materials less energy.....	ID6	9213	62.466	0.8	2.5	-1.0	1.4	-1.2	2.4
Unprocessed nonfood materials less energy ⁹	ID6	9216	24.801	1.8	1.9	-0.5	0.4	-1.1	1.9
Intermediate Demand by Production Flow									
Stage 4 Intermediate Demand									
Stage 4 intermediate demand.....	ID5	4	100.000	1.8	-0.1	0.1	0.5	-0.1	0.1
Inputs to stage 4 goods producers.....	ID5	41	29.667	1.1	0.3	-0.3	0.5	-0.2	0.3
Goods.....	ID5	411	21.624	0.1	0.3	-0.1	0.1	-0.1	0.4

See footnotes at end of table.

Table 1. Producer price index percentage changes and weights for Final Demand-Intermediate Demand groupings, seasonally adjusted — Continued
 [September 2024]

Grouping	Commodity code		Relative Importance Dec. 2023 ¹	Unadjusted 12-month percent change ² Sept. 2023 to Sept. 2024 ^P	Seasonally adjusted 1-month percent change ²				
	Group code	Item code			Apr. to May	May to June ^P	June to July ^P	July to Aug. ^P	Aug. to Sept. ^P
Foods.....	ID5	4111	2.954	-2.5	0.9	-0.3	0.6	-0.7	1.7
Energy.....	ID5	4112	0.170	-13.3	-1.1	0.2	-2.6	1.5	2.8
Goods excluding foods and energy.....	ID5	4113	18.500	0.7	0.3	0.0	0.0	0.0	0.2
Services.....	ID5	412	8.043	3.8	0.1	-0.8	1.5	-0.2	0.2
Trade services.....	ID5	4123	6.035	4.2	0.1	-1.2	2.0	-0.3	0.2
Transportation and warehousing services.....	ID5	4122	4.092	1.3	-0.6	0.0	0.8	-0.6	0.3
Transportation of passengers.....	ID5	41221	0.076	0.7	-3.9	0.2	0.2	-1.0	1.5
Transportation and warehousing of goods.....	ID5	41222	0.416	1.4	0.0	-0.1	0.9	-0.5	0.1
Services less trade, transportation, and warehousing.....	ID5	4121	1.516	3.2	0.3	0.5	-0.3	0.1	0.1
Inputs to stage 4 services producers.....	ID5	42	55.647	2.8	-0.2	0.3	0.5	-0.1	0.0
Goods.....	ID5	421	13.690	-0.1	-0.9	0.0	0.4	-0.2	0.0
Foods.....	ID5	4211	2.275	2.8	0.4	-0.5	1.6	-0.8	2.2
Energy.....	ID5	4212	4.008	-4.5	-3.6	0.5	0.1	-0.6	-1.5
Goods excluding foods and energy.....	ID5	4213	7.407	1.6	0.2	0.0	0.1	0.2	0.1
Services.....	ID5	422	41.904	3.8	0.0	0.4	0.6	0.0	0.0
Trade services.....	ID5	4223	4.118	3.8	0.6	0.4	0.8	-0.4	0.2
Transportation and warehousing services.....	ID5	4222	3.751	3.9	-0.2	-0.7	0.4	0.6	0.3
Transportation of passengers.....	ID5	42221	0.484	0.7	-3.9	0.2	0.2	-1.0	1.5
Transportation and warehousing of goods.....	ID5	42222	3.267	4.4	0.3	-0.8	0.5	0.8	0.1
Services less trade, transportation, and warehousing.....	ID5	4221	34.035	3.8	0.0	0.6	0.6	-0.1	0.0
Construction.....	ID5	423	0.053	4.6	0.0	0.1	0.2	0.1	0.1
Inputs to stage 4 construction producers.....	ID5	43	14.686	-0.8	-0.6	-0.2	0.2	0.2	-0.2
Goods.....	ID5	431	10.699	-1.5	-0.8	-0.5	0.1	0.3	-0.4
Energy.....	ID5	4312	0.763	-25.4	-8.9	-3.9	3.3	0.4	-7.4
Goods excluding foods and energy.....	ID5	4313	9.936	0.9	0.0	-0.2	-0.2	0.3	0.2
Services.....	ID5	432	3.987	1.4	0.0	0.6	0.4	-0.1	0.2
Trade services.....	ID5	4323	1.737	1.1	-0.2	1.1	0.4	0.0	0.2
Transportation and warehousing services.....	ID5	4322	0.661	-0.2	0.0	-0.2	1.6	-1.1	0.0
Transportation of passengers.....	ID5	43221	0.015	0.7	-3.9	0.2	0.2	-1.0	1.5
Transportation and warehousing of goods.....	ID5	43222	0.646	-0.2	0.1	-0.2	1.6	-1.2	-0.1
Services less trade, transportation, and warehousing.....	ID5	4321	1.589	2.4	0.3	0.3	-0.1	0.1	0.2
Stage 3 Intermediate Demand									
Stage 3 intermediate demand.....	ID5	3	100.000	0.0	-0.3	-0.1	0.7	-0.4	-0.2
Inputs to stage 3 goods producers.....	ID5	31	43.622	0.7	0.5	0.0	0.6	-0.2	0.3
Goods.....	ID5	311	33.726	0.3	0.6	0.0	0.7	-0.2	0.3
Foods.....	ID5	3111	10.039	3.9	2.1	0.7	2.4	0.6	2.0
Energy.....	ID5	3112	1.161	-18.2	-4.3	-0.9	0.0	-0.5	-6.2
Goods excluding foods and energy.....	ID5	3113	22.526	-0.2	0.2	-0.4	-0.1	-0.6	-0.2
Services.....	ID5	312	9.896	1.8	0.0	0.1	0.5	-0.4	0.3
Trade services.....	ID5	3123	5.529	2.3	-0.1	0.1	0.2	-0.1	0.5
Transportation and warehousing services.....	ID5	3122	2.903	0.4	0.1	-0.1	1.4	-1.0	0.0
Transportation of passengers.....	ID5	31221	0.148	0.7	-3.9	0.2	0.2	-1.0	1.5
Transportation and warehousing of goods.....	ID5	31222	2.755	0.4	0.3	-0.2	1.5	-1.0	0.0
Services less trade, transportation, and warehousing.....	ID5	3121	1.464	2.6	0.3	0.2	0.0	-0.1	0.3
Inputs to stage 3 services producers.....	ID5	32	55.201	-0.5	-0.9	-0.1	0.8	-0.6	-0.6
Goods.....	ID5	321	9.933	-16.5	-7.4	-1.3	3.4	-1.5	-5.3
Foods.....	ID5	3211	0.089	-2.7	0.2	-0.2	0.9	-0.7	-1.0
Energy.....	ID5	3212	5.844	-26.7	-12.2	-2.3	6.1	-2.5	-9.1
Goods excluding foods and energy.....	ID5	3213	4.000	1.5	0.2	0.0	-0.1	0.0	0.0
Services.....	ID5	322	44.663	3.6	0.6	0.2	0.2	-0.4	0.4
Trade services.....	ID5	3223	2.808	1.5	1.3	3.7	-1.0	-1.1	0.0
Transportation and warehousing services.....	ID5	3222	10.562	6.4	1.4	-0.2	0.7	0.1	0.5
Transportation of passengers.....	ID5	32221	0.021	0.0	-0.2	-0.1	0.0	0.0	0.1
Transportation and warehousing of goods.....	ID5	32222	10.541	6.4	1.4	-0.2	0.7	0.1	0.5
Services less trade, transportation, and warehousing.....	ID5	3221	31.293	2.8	0.2	0.0	0.2	-0.5	0.4
Construction.....	ID5	323	0.605	4.6	0.0	0.1	0.2	0.1	0.1
Inputs to stage 3 construction producers.....	ID5	33	1.176	0.9	-0.4	0.4	-0.1	0.4	0.3
Goods.....	ID5	331	0.571	0.5	-0.3	-0.2	-0.5	-0.2	0.4
Goods excluding foods and energy.....	ID5	3313	0.571	0.5	-0.3	-0.2	-0.5	-0.2	0.4
Services.....	ID5	332	0.605	1.3	-0.4	1.0	0.4	1.0	0.2
Trade services.....	ID5	3323	0.558	1.2	-0.5	1.1	0.4	1.1	0.2
Transportation and warehousing services.....	ID5	3322	0.016	2.1	0.3	0.2	0.4	-0.4	0.3
Transportation and warehousing of goods.....	ID5	33222	0.016	2.1	0.3	0.2	0.4	-0.4	0.3
Services less trade, transportation, and warehousing.....	ID5	3321	0.031	1.5	-0.3	0.1	-0.1	-0.1	0.0
Stage 2 Intermediate Demand									

See footnotes at end of table.

Table 1. Producer price index percentage changes and weights for Final Demand-Intermediate Demand groupings, seasonally adjusted — Continued
[September 2024]

Grouping	Commodity code		Relative Importance Dec. 2023 ¹	Unadjusted 12-month percent change ² Sept. 2023 to Sept. 2024 ^P	Seasonally adjusted 1-month percent change ²				
	Group code	Item code			Apr. to May	May to June ^P	June to July ^P	July to Aug. ^P	Aug. to Sept. ^P
Stage 2 intermediate demand.....	ID5	2	100.000	-2.4	-0.2	0.8	0.6	-1.1	-1.6
Inputs to stage 2 goods producers.....	ID5	21	50.583	-8.1	-0.8	1.1	1.1	-2.4	-3.6
Goods.....	ID5	211	35.955	-12.6	-1.3	1.4	1.8	-3.3	-5.2
Foods.....	ID5	2111	4.053	-13.9	2.7	-0.5	0.0	-2.6	0.7
Energy.....	ID5	2112	16.236	-24.1	-4.0	2.9	3.0	-6.3	-12.0
Goods excluding foods and energy.....	ID5	2113	15.666	1.7	0.6	0.2	0.9	-0.1	0.2
Services.....	ID5	212	14.340	3.7	0.4	0.6	-0.4	-0.4	0.5
Trade services.....	ID5	2123	5.608	5.4	0.8	1.4	-0.8	-0.5	0.4
Transportation and warehousing services.....	ID5	2122	4.804	1.7	0.1	0.1	-0.1	-0.5	0.3
Transportation of passengers.....	ID5	21221	0.178	0.6	-3.8	0.2	0.2	-1.0	1.4
Transportation and warehousing of goods.....	ID5	21222	4.626	1.8	0.2	0.1	-0.1	-0.5	0.3
Services less trade, transportation, and warehousing.....	ID5	2121	3.928	3.6	0.1	0.2	-0.1	-0.1	0.8
Construction.....	ID5	213	0.288	4.6	0.0	0.1	0.2	0.1	0.1
Inputs to stage 2 services producers.....	ID5	22	49.417	3.9	0.4	0.4	0.0	0.2	0.4
Goods.....	ID5	221	5.237	-0.9	-0.4	0.0	0.6	0.2	-0.4
Foods.....	ID5	2211	0.050	0.8	1.1	0.7	0.7	0.6	0.3
Energy.....	ID5	2212	0.321	-20.2	-10.2	-0.9	4.4	-1.2	-6.5
Goods excluding foods and energy.....	ID5	2213	4.866	0.5	0.3	0.0	0.3	0.3	0.0
Services.....	ID5	222	43.217	4.5	0.6	0.4	-0.1	0.2	0.5
Trade services.....	ID5	2223	2.365	9.5	4.3	2.9	-1.0	3.5	0.2
Transportation and warehousing services.....	ID5	2222	2.944	7.0	2.6	-0.1	0.3	-2.4	0.5
Transportation of passengers.....	ID5	22221	0.414	0.7	-3.9	0.2	0.2	-1.0	1.5
Transportation and warehousing of goods.....	ID5	22222	2.530	8.1	3.6	-0.2	0.3	-2.6	0.3
Services less trade, transportation, and warehousing.....	ID5	2221	37.908	4.0	0.2	0.3	0.0	0.2	0.5
Construction.....	ID5	223	0.963	4.6	0.0	0.1	0.2	0.1	0.1
Stage 1 Intermediate Demand									
Stage 1 intermediate demand.....	ID5	1	100.000	-0.3	-0.7	0.2	0.6	0.0	-0.5
Inputs to stage 1 goods producers.....	ID5	11	32.332	-1.7	-0.1	-0.1	0.4	-0.3	0.0
Goods.....	ID5	111	23.262	-3.6	-0.2	-0.2	0.4	-0.6	-0.2
Foods.....	ID5	1111	2.768	-10.1	2.5	-0.6	-1.3	-1.6	1.5
Energy.....	ID5	1112	3.428	-11.0	-4.4	0.5	1.1	-1.0	-1.7
Goods excluding foods and energy.....	ID5	1113	17.066	-1.0	0.2	-0.2	0.5	-0.3	-0.1
Services.....	ID5	112	9.069	3.6	0.2	0.2	0.3	0.3	0.3
Trade services.....	ID5	1123	5.496	3.5	0.4	0.2	0.3	0.3	0.4
Transportation and warehousing services.....	ID5	1122	0.607	0.4	-0.3	0.5	0.0	-0.9	0.5
Transportation of passengers.....	ID5	11221	0.104	0.7	-3.9	0.2	0.2	-1.0	1.5
Transportation and warehousing of goods.....	ID5	11222	0.503	0.4	0.4	0.5	0.0	-0.9	0.3
Services less trade, transportation, and warehousing.....	ID5	1121	2.966	4.5	0.1	0.1	0.4	0.5	0.3
Construction.....	ID5	113	0.001	4.6	0.0	0.1	0.2	0.1	0.1
Inputs to stage 1 services producers.....	ID5	12	54.779	0.7	-0.8	0.3	0.7	0.1	-0.7
Goods.....	ID5	121	16.052	-4.8	-3.2	-0.2	1.3	0.3	-2.0
Foods.....	ID5	1211	0.064	25.3	-6.1	7.5	5.1	16.6	-5.7
Energy.....	ID5	1212	4.999	-17.2	-10.0	-0.9	3.8	-0.2	-6.6
Goods excluding foods and energy.....	ID5	1213	10.989	1.7	0.2	0.0	0.1	0.4	0.1
Services.....	ID5	122	38.724	3.1	0.2	0.6	0.5	0.0	-0.1
Trade services.....	ID5	1223	3.825	2.6	1.0	2.0	0.3	-0.5	0.2
Transportation and warehousing services.....	ID5	1222	4.432	3.2	-0.9	-0.1	0.5	0.6	0.5
Transportation of passengers.....	ID5	12221	1.355	0.7	-3.9	0.2	0.2	-1.0	1.5
Transportation and warehousing of goods.....	ID5	12222	3.077	4.3	0.4	-0.2	0.7	1.3	0.1
Services less trade, transportation, and warehousing.....	ID5	1221	30.467	3.1	0.2	0.5	0.6	0.0	-0.3
Construction.....	ID5	123	0.003	4.6	0.0	0.1	0.2	0.1	0.1
Inputs to stage 1 construction producers.....	ID5	13	12.891	-1.0	-1.2	-0.1	0.6	0.3	-0.6
Goods.....	ID5	131	9.196	-1.7	-1.6	-0.4	0.6	0.3	-1.0
Energy.....	ID5	1312	0.752	-30.8	-18.7	-2.4	9.0	0.8	-13.2
Goods excluding foods and energy.....	ID5	1313	8.444	1.5	0.1	-0.2	0.0	0.3	0.1
Services.....	ID5	132	3.695	0.9	-0.1	0.6	0.7	0.2	0.3
Trade services.....	ID5	1323	2.816	1.3	-0.2	0.8	0.4	0.6	0.4
Transportation and warehousing services.....	ID5	1322	0.783	-0.8	0.2	-0.2	1.8	-1.4	-0.2
Transportation and warehousing of goods.....	ID5	13222	0.783	-0.8	0.2	-0.2	1.8	-1.4	-0.2
Services less trade, transportation, and warehousing.....	ID5	1321	0.096	3.4	0.3	0.8	-0.2	0.8	-0.1
Special Groupings of Intermediate Demand by Production Flow									
Total goods inputs to stage 4 intermediate demand.....	ID5	9411	46.013	-0.3	-0.3	-0.1	0.2	0.0	0.1
Total services inputs to stage 4 intermediate demand.....	ID5	9412	53.934	3.6	0.0	0.3	0.7	-0.1	0.1
Total construction inputs to stage 4 intermediate demand.....	ID5	9413	0.053	4.6	0.0	0.1	0.2	0.1	0.1
Total foods inputs to stage 4 intermediate demand.....	ID5	9414	5.229	-0.2	0.7	-0.4	1.0	-0.8	1.9

See footnotes at end of table.

Table 1. Producer price index percentage changes and weights for Final Demand-Intermediate Demand groupings, seasonally adjusted — Continued
[September 2024]

Grouping	Commodity code		Relative Importance Dec. 2023 ¹	Unadjusted 12-month percent change ² Sept. 2023 to Sept. 2024 ^p	Seasonally adjusted 1-month percent change ²				
	Group code	Item code			Apr. to May	May to June ^p	June to July ^p	July to Aug. ^p	Aug. to Sept. ^p
Total energy goods inputs to stage 4 intermediate demand.....	ID5	9415	4.941	-8.6	-4.4	-0.2	0.5	-0.4	-2.3
Total goods less foods and energy inputs to stage 4 intermediate demand.	ID5	9416	35.843	0.9	0.2	-0.1	0.0	0.1	0.2
Total goods inputs to stage 3 intermediate demand.....	ID5	9311	44.230	-3.7	-1.2	-0.3	1.2	-0.5	-0.9
Total services inputs to stage 3 intermediate demand.....	ID5	9312	55.164	3.2	0.5	0.2	0.3	-0.4	0.4
Total construction inputs to stage 3 intermediate demand.....	ID5	9313	0.605	4.6	0.0	0.1	0.2	0.1	0.1
Total foods inputs to stage 3 intermediate demand.....	ID5	9314	10.128	3.8	2.1	0.7	2.4	0.6	2.0
Total energy goods inputs to stage 3 intermediate demand.....	ID5	9315	7.005	-25.4	-11.0	-2.1	5.1	-2.2	-8.6
Total goods less foods and energy inputs to stage 3 intermediate demand.	ID5	9316	27.097	0.1	0.2	-0.3	-0.1	-0.5	-0.2
Total goods inputs to stage 2 intermediate demand.....	ID5	9211	41.192	-11.2	-1.2	1.2	1.6	-2.8	-4.6
Total services inputs to stage 2 intermediate demand.....	ID5	9212	57.557	4.3	0.5	0.5	-0.1	0.0	0.5
Total construction inputs to stage 2 intermediate demand.....	ID5	9213	1.251	4.6	0.0	0.1	0.2	0.1	0.1
Total foods inputs to stage 2 intermediate demand.....	ID5	9214	4.103	-13.8	2.7	-0.5	0.1	-2.5	0.7
Total energy goods inputs to stage 2 intermediate demand.....	ID5	9215	16.557	-24.1	-4.1	2.8	3.0	-6.2	-11.9
Total goods less foods and energy inputs to stage 2 intermediate demand.	ID5	9216	20.532	1.4	0.5	0.2	0.7	0.0	0.1
Total goods inputs to stage 1 intermediate demand.....	ID5	9111	48.510	-3.7	-1.5	-0.2	0.7	-0.1	-0.9
Total services inputs to stage 1 intermediate demand.....	ID5	9112	51.488	3.0	0.2	0.5	0.5	0.1	0.0
Total construction inputs to stage 1 intermediate demand.....	ID5	9117	0.004	4.6	0.0	0.1	0.2	0.1	0.1
Total foods inputs to stage 1 intermediate demand.....	ID5	9114	2.832	-9.3	2.3	-0.4	-1.1	-1.1	1.3
Total energy goods inputs to stage 1 intermediate demand.....	ID5	9115	9.179	-16.2	-8.8	-0.5	3.2	-0.4	-5.4
Total goods less foods and energy inputs to stage 1 intermediate demand.	ID5	9116	36.499	0.4	0.2	-0.1	0.2	0.0	0.0

¹ Comprehensive relative importance figures are initially computed after the publication of December indexes and are recalculated after final December indexes are available. Individual items and subtotals may not add exactly to totals because of rounding differences.

² All indexes are subject to revision for 4 months after their originally scheduled publication to incorporate late reports and corrections by survey respondents. In addition, seasonally adjusted indexes are subject to change for up to 5 years due to the recalculation of seasonal factors published each January.

³ PPI defines Total finished as including only the personal consumption and private capital investment portions of final demand.

⁴ Trade indexes measure changes in margins received by wholesalers and retailers.

⁵ The PPI definition of foods does not include food and beverages for immediate consumption. PPI defines food and beverages for immediate consumption as the service of preparing meals, snacks, and beverages to customer order for immediate on-premises and off-premises consumption.

⁶ Distributive services include transportation, warehousing, and trade of goods.

⁷ Includes intermediate trade, transportation, and warehousing services.

⁸ Includes crude petroleum.

⁹ Excludes crude petroleum.

^p Preliminary

"/" Data not available.

Table 2. Producer price index percentage changes for selected commodity groupings by Final Demand-Intermediate Demand category, seasonally adjusted
[September 2024]

Grouping	Commodity code		Unadjusted 12-month percent change ¹	Seasonally adjusted 1-month percent change ¹				
	Group code	Item code		Sept. 2023 to Sept. 2024 ^P	Apr. to May	May to June ^P	June to July ^P	July to Aug. ^P
Final Demand								
Final demand.....	FD	4	1.8	0.0	0.3	0.0	0.2	0.0
Final demand goods.....	FD	41	-1.1	-0.8	-0.3	0.6	0.0	-0.2
Final demand foods.....	FD	411	3.2	-0.1	0.1	0.6	0.2	1.0
Fresh fruits and melons ²	01	11	4.6	-2.1	-6.3	10.3	-2.9	8.3
Fresh and dry vegetables ²	01	13	7.7	3.1	-4.4	-5.4	2.5	-2.5
Grains.....	01	2	-18.4	8.1	-2.1	-6.3	-1.2	4.8
Eggs for fresh use ²	01	7107	121.3	-34.8	55.9	-8.9	55.1	-6.2
Oilseeds.....	01	8301	-24.5	4.7	-3.2	-2.0	-6.6	1.6
Bakery products ²	02	11	0.7	0.0	-0.1	0.1	0.1	-0.2
Milled rice ²	02	13	-3.9	0.2	0.4	-0.2	-0.2	-0.8
Pasta products ²	02	1402	-1.3	0.0	0.0	0.0	0.0	-0.1
Beef and veal.....	02	2101	-0.1	-1.6	2.0	7.7	-7.6	1.5
Pork.....	02	2104	13.1	2.1	-3.1	1.8	-2.1	1.3
Processed young chickens.....	02	2203	16.7	-3.1	2.0	-0.9	1.6	9.9
Processed turkeys ²	02	2206	-5.2	1.2	-2.2	-0.3	-0.3	1.3
Finfish and shellfish.....	02	23	-0.7	-0.6	-5.1	0.3	0.7	0.0
Dairy products ²	02	3	7.8	2.0	1.6	1.3	0.8	1.5
Processed fruits and vegetables ²	02	4	2.3	0.4	0.3	0.9	-0.4	0.6
Confectionery end products ²	02	55	6.1	0.0	0.2	0.5	1.7	1.3
Soft drinks ²	02	62	3.8	0.3	-0.3	-0.3	1.2	-0.8
Roasted coffee ²	02	6301	6.5	0.6	0.8	3.1	2.5	0.6
Shortening and cooking oils ²	02	78	-5.7	-3.2	-0.3	0.7	-1.1	1.1
Frozen specialty food ²	02	85	1.3	0.3	-0.2	-0.4	0.7	0.1
Final demand energy.....	FD	412	-13.8	-4.6	-2.0	1.7	-1.0	-2.7
Liquefied petroleum gas ²	05	32	-16.1	-3.2	-0.9	-1.7	-6.7	-0.2
Residential electric power.....	05	41	2.5	0.1	-0.3	-0.7	-1.2	2.0
Residential natural gas.....	05	51	1.3	0.3	1.8	0.9	-1.4	1.6
Gasoline.....	05	71	-25.7	-7.3	-5.2	2.8	0.5	-5.6
Home heating oil and distillates.....	05	7302	-35.1	-6.1	-3.7	8.6	-3.0	-11.1
No. 2 diesel fuel.....	05	7303	-36.1	-23.7	-3.3	12.4	1.7	-17.6
Final demand goods less foods and energy.....	FD	413	2.0	0.2	0.0	0.2	0.2	0.2
Alcoholic beverages.....	02	61	0.2	-0.1	0.3	0.3	-0.1	-0.5
Pet food ²	02	9402	0.0	0.0	0.0	-0.2	0.0	0.0
Women's, girls', and infants' apparel ²	03	8106	1.6	0.0	0.3	0.0	0.0	0.0
Men's and boys' apparel ²	03	8107	0.2	0.3	-0.2	0.2	-0.3	-0.3
Textile housefurnishings ²	03	82	1.5	0.6	0.0	-0.1	0.0	0.0
Footwear ²	04	3	1.8	0.0	0.0	0.1	-0.1	0.0
Industrial chemicals.....	06	1	-0.9	-0.8	0.0	2.6	0.3	-1.0
Pharmaceutical preparations.....	06	38	1.8	0.2	0.1	0.2	0.5	0.2
Soaps and detergents ²	06	71	1.4	0.1	0.0	0.0	-0.6	0.0
Cleaning and polishing products ²	06	72	0.9	0.0	0.0	0.1	0.2	0.0
Cosmetics and other toiletries ²	06	75	1.5	0.1	0.0	0.0	0.4	0.0
Tires ²	07	1201	-0.5	-0.5	-0.3	0.2	0.0	0.2
Consumer, institutional, and commercial products, n.e.c. ²	07	2B	1.3	-0.5	0.3	0.2	0.2	0.6
Sanitary paper products ²	09	1501	0.9	0.2	0.0	0.4	0.1	3.5
Iron and steel scrap.....	10	12	-5.6	2.8	0.1	5.5	2.1	-0.1
Agricultural machinery and equipment ²	11	1	0.2	-0.1	0.0	-0.5	-0.2	0.2
Construction machinery and equipment ²	11	2	2.0	0.1	0.1	0.2	-0.1	-0.1
Metal cutting machine tools ²	11	37	0.5	0.2	0.0	0.0	0.0	0.0
Metal forming machine tools.....	11	38	1.8	-1.5	0.5	0.7	0.2	-0.9
Tools, dies, jigs, fixtures, and industrial molds ²	11	39	4.6	0.2	0.0	0.4	0.0	0.0
Pumps, compressors, and equipment ²	11	41	4.3	0.4	-0.1	0.4	0.3	0.1
Industrial material handling equipment ²	11	44	4.0	0.1	0.1	0.0	0.0	0.0
Electronic computers and computer equipment ²	11	5	2.4	-0.8	-0.1	-0.9	1.4	1.6
Textile machinery and equipment ²	11	62	0.0	0.0	0.0	0.0	0.0	0.0
Paper industries machinery ²	11	64	2.1	0.0	0.0	0.0	0.0	0.1
Printing trades machinery and equipment ²	11	65	3.2	0.2	-0.1	0.3	0.0	1.3
Transformers and power regulators ²	11	74	2.6	0.0	0.6	0.1	0.0	0.0
Communication and related equipment.....	11	76	5.4	0.4	0.2	0.1	0.1	1.0
Electronic components and accessories.....	11	78	-0.3	-0.1	-0.1	-1.1	0.0	0.2
X-ray and electromedical equipment ²	11	7905	1.0	0.0	0.0	0.3	0.0	0.0
Oil field and gas field machinery ²	11	91	3.6	0.1	0.4	0.0	0.0	0.0
Mining machinery and equipment ²	11	92	6.4	0.2	0.5	0.7	0.0	0.0
Internal combustion engines ²	11	94	2.8	0.1	0.0	0.3	0.0	0.0

See footnotes at end of table.

Table 2. Producer price index percentage changes for selected commodity groupings by Final Demand-Intermediate Demand category, seasonally adjusted — Continued
 [September 2024]

Grouping	Commodity code		Unadjusted 12-month percent change ¹	Seasonally adjusted 1-month percent change ¹				
	Group code	Item code		Sept. 2023 to Sept. 2024 ^P	Apr. to May	May to June ^P	June to July ^P	July to Aug. ^P
Household furniture ²	12	1	0.4	0.5	0.2	0.1	0.0	0.5
Commercial furniture ²	12	2	2.9	0.3	0.2	-0.1	0.4	0.3
Floor coverings ²	12	3	-2.3	-0.4	0.9	-0.1	-1.2	0.0
Household appliances ²	12	4	-0.8	-0.1	-0.4	0.0	1.4	-1.8
Home electronic equipment ²	12	5	1.6	-0.4	0.0	0.0	0.0	0.0
Lawn and garden equipment excl. garden tractors ²	12	66	1.8	0.1	0.0	-0.2	0.0	0.1
Passenger cars.....	14	1101	-1.1	-0.3	0.5	-0.2	0.0	0.0
Light motor trucks.....	14	1105	1.2	-0.2	-0.2	0.2	0.3	0.3
Heavy motor trucks ²	14	1106	1.8	-0.2	0.0	0.0	0.0	1.3
Motor vehicles parts ²	14	12	0.9	0.0	0.1	0.2	0.1	0.0
Truck trailers ²	14	14	-0.4	0.0	-0.1	0.4	-0.2	0.0
Travel trailers and campers ²	14	16	-0.4	-0.1	0.1	-0.2	0.0	-0.1
Aircraft.....	14	21	2.2	0.1	0.1	0.2	0.3	0.1
Ships ²	14	31	2.1	0.2	0.2	0.5	0.0	0.3
Railroad equipment ²	14	4	1.0	0.2	0.0	-1.1	0.4	0.9
Toys, games, and children's vehicles ²	15	11	0.6	0.0	0.0	0.0	0.4	0.0
Sporting and athletic goods ²	15	12	5.6	0.1	-0.1	0.0	0.0	0.0
Cigarettes ²	15	21	12.7	3.3	0.0	0.0	2.3	0.5
Mobile homes.....	15	5	1.6	-0.1	-0.4	0.2	0.9	0.8
Medical, surgical & personal aid devices.....	15	6	2.3	0.2	0.1	0.0	-0.1	0.0
Jewelry, platinum and karat gold ²	15	9402	9.4	1.0	-1.4	1.0	0.4	0.8
Costume jewelry and novelties ²	15	9404	1.9	-1.1	2.0	0.0	0.0	0.4
Final demand services.....	FD	42	3.1	0.4	0.6	-0.2	0.4	0.2
Final demand trade services ³	FD	423	1.5	0.8	1.9	-1.8	0.7	0.2
Machinery and equipment parts and supplies wholesaling ²	57	1102	5.4	0.3	-3.4	4.9	0.0	-0.2
Machinery and vehicle wholesaling ²	57	1103	11.0	-3.6	5.4	-6.3	4.2	1.0
Professional and commercial equipment wholesaling ²	57	1104	-2.0	-4.1	1.2	1.7	4.5	-6.3
Furnishings wholesaling ²	57	2	0.9	-0.7	0.9	0.1	0.4	0.0
Chemicals and allied products wholesaling ²	57	5	7.4	2.0	-0.4	0.2	1.7	0.1
Paper and plastics products wholesaling ²	57	6	-3.4	-0.9	-0.3	1.1	-0.6	-0.2
Apparel wholesaling ²	57	7	-1.9	0.5	0.7	0.0	-1.3	6.5
Food and alcohol wholesaling ²	57	8	6.7	-0.2	1.1	-1.3	-1.5	0.9
Food and alcohol retailing.....	58	1	-0.7	1.8	0.9	-2.4	-1.9	-0.5
Health, beauty, and optical goods retailing ²	58	2	2.7	1.5	0.7	-0.2	-0.6	0.6
Apparel, jewelry, footwear, and accessories retailing.....	58	3	-4.0	-0.1	0.6	-3.7	2.3	-2.0
Computer hardware, software, and supplies retailing ²	58	4	14.2	5.5	20.7	10.3	8.5	3.1
TV, video, and photographic equipment and supplies retailing.....	58	5	-7.8	6.7	-9.6	1.5	-5.3	4.2
Automobiles retailing (partial).....	58	6101	-34.1	5.8	-5.9	-5.0	-3.3	2.0
Automotive parts, including tires, retailing ²	58	6102	2.1	0.8	2.9	0.4	1.4	0.3
RVs, trailers, and campers retailing ²	58	8	6.4	26.2	-16.2	9.6	-1.5	-2.7
Sporting goods, including boats, retailing.....	58	9	-2.8	-1.4	2.0	-6.3	3.4	-5.7
Lawn, garden, and farm equipment and supplies retailing ²	58	A	1.0	0.7	0.4	-0.2	1.7	0.1
Furniture retailing ²	58	B	-0.7	-1.8	1.0	0.0	2.5	6.1
Flooring and floor coverings retailing ²	58	C	6.7	3.9	1.2	-1.5	0.7	0.6
Hardware, building materials, and supplies retailing.....	58	D	-0.2	-2.2	0.9	0.4	2.9	-0.6
Major household appliances retailing.....	58	E	-0.6	3.1	1.7	0.2	-3.5	11.4
Fuels and lubricants retailing.....	58	F	27.5	13.0	5.3	-4.7	14.9	0.7
Cleaning supplies and paper products retailing ²	58	G	2.2	1.7	0.5	-1.2	-0.1	2.7
Book retailing ²	58	H	1.7	-0.3	2.9	1.7	-2.9	1.6
Final demand transportation and warehousing services.....	FD	422	0.4	-0.8	-0.1	1.2	-0.9	0.3
Rail transportation of freight and mail ²	30	11	3.0	0.2	0.0	0.6	-0.1	0.3
Truck transportation of freight ²	30	12	-0.9	0.2	-0.3	1.9	-1.4	-0.2
Air transportation of freight ²	30	14	-1.4	-1.7	0.5	-0.9	-0.4	0.4
Courier, messenger, and U.S. postal services.....	30	16	5.8	0.4	0.0	0.4	2.1	0.3
Rail transportation of passengers.....	30	21	0.0	0.0	-0.1	0.0	0.1	0.0
Airline passenger services.....	30	22	0.7	-3.9	0.2	0.2	-1.0	1.5
Final demand services less trade, transportation, and warehousing.....	FD	421	4.1	0.3	0.1	0.3	0.4	0.1
Sales of books.....	33	11	7.9	0.7	0.1	1.0	0.6	0.4
Sales and subscriptions of periodicals and newspapers.....	33	12	4.2	0.2	1.8	0.1	0.7	0.1
Application software publishing ²	34	2	2.7	1.5	0.1	-1.8	-1.2	1.7
Advertising space sales in periodicals, newspapers, directories, and mailing lists ²	36	1	-1.8	-0.4	0.0	0.0	-1.7	0.0
Residential wired telecommunication services ²	37	11	4.0	0.6	-0.2	-0.1	0.1	-0.1
Wireless telecommunication services.....	37	2	0.9	0.7	0.1	0.1	-0.7	0.1
Cable and satellite subscriber services.....	37	3	-0.8	0.7	0.5	-1.4	-0.7	-1.2
Internet access services ²	37	4	4.3	0.1	-0.1	1.3	1.3	-1.1

See footnotes at end of table.

Table 2. Producer price index percentage changes for selected commodity groupings by Final Demand-Intermediate Demand category, seasonally adjusted — Continued
 [September 2024]

Grouping	Commodity code		Unadjusted 12-month percent change ¹	Seasonally adjusted 1-month percent change ¹				
	Group code	Item code		Sept. 2023 to Sept. 2024 ^P	Apr. to May	May to June ^P	June to July ^P	July to Aug. ^P
Bundled wired telecommunications access services ²	37	5	6.4	-0.5	-0.3	0.6	0.6	-0.8
Consumer loans (partial).....	39	12	1.8	-0.6	-9.0	-0.8	5.9	-4.8
Deposit services (partial) ²	39	2	20.9	0.3	4.7	0.5	-0.2	3.0
Other credit intermediation, incl. trust services (partial) ²	39	3	-6.1	0.8	0.0	0.1	-1.2	0.0
Securities brokerage, dealing, investment advice, and related services ² ...	40	1	6.0	-0.2	1.5	1.8	0.4	-2.3
Portfolio management ²	40	2	11.0	-1.5	1.2	2.0	0.1	0.3
Life insurance ²	41	1101	-0.4	0.3	0.0	0.0	0.7	0.0
Disability insurance, including accidental death ²	41	1102	-0.5	0.0	0.0	0.0	0.0	0.0
Health and medical insurance.....	41	1103	4.6	0.2	0.2	0.1	0.5	0.2
Property and casualty insurance ²	41	1104	6.7	1.1	0.2	0.2	0.3	0.9
Annuities ²	41	2	2.6	-0.2	0.0	0.2	0.0	0.1
Residential property sales and leases, brokerage fees and commissions..	43	21	3.3	0.5	0.5	0.3	0.0	0.4
Passenger car rental.....	44	1	2.0	-0.9	4.5	0.6	-4.2	3.6
Legal services.....	45	1	7.5	0.3	0.1	0.5	0.5	-0.3
Tax preparation and planning.....	45	2102	2.0	3.0	-3.5	-0.2	0.0	-0.5
Architectural and engineering services.....	45	3	2.6	0.2	0.3	-0.1	0.2	0.3
Management, scientific, and technical consulting services ²	45	4	-0.5	0.6	2.9	-4.1	0.1	0.1
Arrangement of flights (partial).....	47	1	-8.2	0.0	-1.5	3.4	-0.7	0.0
Arrangement of vehicle rentals and lodging ²	47	2	13.1	0.0	0.0	3.7	-0.1	0.0
Arrangement of cruises and tours ²	47	3	-0.4	0.9	-0.9	0.1	0.2	1.2
Physician care.....	51	1101	1.6	0.2	0.2	-0.1	0.0	0.0
Medical laboratory and diagnostic imaging care ²	51	1102	0.2	0.0	0.0	0.0	-0.1	0.0
Home health and hospice care.....	51	1103	1.4	0.1	0.2	0.4	0.1	0.0
Hospital outpatient care ²	51	1104	3.7	0.3	0.1	0.2	0.7	0.1
Dental care.....	51	1105	4.4	0.6	0.2	0.0	0.0	0.0
Hospital inpatient care.....	51	2101	4.5	0.6	0.4	0.2	0.3	0.3
Nursing home care.....	51	2102	3.3	0.2	0.0	1.4	0.6	0.3
Traveler accommodation services.....	53	11	2.1	3.4	-0.7	-3.0	3.4	1.3
Food and beverages for immediate consumption services (partial) ²	54	1	3.5	-0.6	0.5	0.2	-0.4	0.5
Motor vehicle repair and maintenance (partial) ²	55	2	5.5	0.4	0.2	0.4	0.7	0.2
Membership dues and admissions and recreation facility use fees (partial) ²	56	1	3.4	-2.3	-3.1	2.0	-2.6	2.3
Recreational activity instruction fees (partial) ²	56	2	7.2	0.0	6.6	0.0	0.0	0.0
Gaming receipts (partial) ²	56	3	1.4	1.4	-0.7	-1.7	1.0	0.6
Mining services ²	60	1	2.9	0.0	-1.0	0.3	1.2	0.3
Final demand construction.....	FD	43	1.3	0.0	0.3	0.7	0.0	0.1
New warehouse building construction ²	80	1101	0.1	0.0	-0.1	0.1	-0.1	0.0
New school building construction ²	80	1102	1.8	-0.2	0.1	1.4	0.0	0.1
New office building construction ²	80	1103	2.3	0.0	1.1	1.2	-0.3	0.3
New industrial building construction ²	80	1104	0.2	0.4	0.1	0.0	0.0	0.1
New health care building construction ²	80	1105	0.3	0.0	0.0	0.3	0.4	-0.1
Intermediate Demand by Commodity Type								
Processed goods for intermediate demand.....	ID6	1	-2.7	-1.4	-0.1	0.6	-0.2	-0.8
Processed foods and feeds.....	ID6	9112	1.1	0.4	0.7	1.5	-0.2	0.9
Meats.....	02	21	4.3	-0.4	0.1	4.2	-4.0	1.5
Processed poultry.....	02	22	6.3	0.7	-2.4	-0.9	0.9	8.8
Dairy products ²	02	3	7.8	2.0	1.6	1.3	0.8	1.5
Processed fruits and vegetables ²	02	4	2.3	0.4	0.3	0.9	-0.4	0.6
Refined sugar and byproducts ²	02	53	16.3	0.4	-0.3	0.1	-0.3	-0.7
Fats and oils ²	02	7	-10.4	-2.4	0.2	2.4	-3.0	-0.8
Prepared animal feeds.....	02	9	-7.7	1.0	0.3	0.7	-1.0	0.0
Processed materials less foods and feeds.....	ID6	9111	-3.0	-1.6	-0.2	0.6	-0.2	-1.0
Synthetic fibers ²	03	1	-1.1	3.4	-2.1	-1.0	0.4	-2.9
Processed yarns and threads ²	03	2	-0.5	-0.4	-0.1	-0.5	0.1	0.1
Finished fabrics ²	03	4	0.5	-0.3	0.3	0.1	0.1	0.1
Liquefied petroleum gas ²	05	32	-16.1	-3.2	-0.9	-1.7	-6.7	-0.2
Commercial electric power.....	05	42	1.2	-0.8	0.7	-1.4	-1.0	0.3
Industrial electric power.....	05	43	0.7	-2.5	1.4	-0.6	0.1	-0.2
Commercial natural gas.....	05	52	-0.6	-4.0	2.4	-0.1	-3.6	0.7
Industrial natural gas.....	05	53	-6.1	-3.7	1.2	3.2	-5.3	0.5
Natural gas to electric utilities.....	05	54	-2.1	-3.4	4.0	1.9	-3.6	-1.3
Gasoline.....	05	71	-25.7	-7.3	-5.2	2.8	0.5	-5.6
Jet fuel ²	05	7203	-32.5	-6.2	-3.5	5.8	-10.5	-6.1
No. 2 diesel fuel.....	05	7303	-36.1	-23.7	-3.3	12.4	1.7	-17.6
Residual fuels ²	05	74	-2.3	9.0	-1.7	2.4	-4.4	-1.6

See footnotes at end of table.

Table 2. Producer price index percentage changes for selected commodity groupings by Final Demand-Intermediate Demand category, seasonally adjusted — Continued
 [September 2024]

Grouping	Commodity code		Unadjusted 12-month percent change ¹	Seasonally adjusted 1-month percent change ¹				
	Group code	Item code		Sept. 2023 to Sept. 2024 ^P	Apr. to May	May to June ^P	June to July ^P	July to Aug. ^P
Finished lubricants ²	05	76	-0.1	0.0	-0.1	-0.1	0.1	-0.1
Lubricating oil base stocks ²	05	78	0.5	4.4	2.4	1.6	-6.8	-0.6
Asphalt.....	05	8102	-18.5	3.9	-3.0	-3.0	-3.2	-14.6
Basic inorganic chemicals ²	06	13	-3.7	0.6	0.1	-1.0	0.0	0.3
Basic organic chemicals.....	06	14	-0.3	-1.1	0.0	3.5	0.4	-1.3
Prepared paint ²	06	21	0.0	0.1	0.1	0.2	0.2	0.2
Paint materials ²	06	22	-2.7	-1.7	0.2	-0.1	0.0	3.2
Medicinal and botanical chemicals ²	06	31	5.4	0.0	-0.2	0.1	-0.2	0.2
Biological products, including diagnostics.....	06	37	2.8	-0.1	0.0	-0.1	1.0	0.4
Fats and oils, inedible ²	06	4	-5.1	-1.6	0.6	1.5	-0.6	0.0
Nitrogenates.....	06	5201	3.5	-0.9	-1.5	3.3	2.4	1.9
Phosphates.....	06	5202	13.0	-6.4	4.7	1.7	-0.4	2.5
Other agricultural chemicals ²	06	53	0.4	0.2	0.5	0.0	0.0	0.0
Plastic resins and materials.....	06	6	-1.7	-0.5	-0.6	1.4	-0.7	-2.4
Industrial gases ²	06	7903	3.2	0.4	0.7	0.0	0.6	0.4
Adhesives and sealants ²	06	7904	1.2	0.1	-0.2	0.1	0.8	0.0
Synthetic rubber ²	07	1102	12.8	1.6	1.3	-0.5	-0.4	0.5
Tires ²	07	1201	-0.5	-0.5	-0.3	0.2	0.0	0.2
Plastic construction products ²	07	21	-0.3	-0.3	-0.2	0.1	0.2	-0.4
Unsupported plastic film, sheet, other shapes ²	07	22	3.0	0.5	-0.2	0.5	0.7	0.0
Parts for manufacturing from plastics ²	07	26	1.0	0.0	0.0	-0.4	1.0	0.0
Plastic packaging products ²	07	2A	-0.1	-0.3	0.1	-0.5	-0.4	0.3
Softwood lumber.....	08	11	-2.2	-5.0	3.3	-1.0	2.7	4.0
Hardwood lumber ²	08	12	1.8	0.8	0.3	0.4	-0.2	-0.2
Millwork.....	08	2	0.8	-0.6	0.1	-0.3	0.3	0.1
Plywood ²	08	3	-5.0	-2.2	-1.4	-2.0	-1.0	0.3
Paper ²	09	13	1.3	0.4	-0.1	0.1	0.5	0.1
Paperboard ²	09	14	2.4	0.3	0.3	0.5	1.6	0.5
Paper boxes and containers ²	09	1503	2.2	0.8	-0.2	0.4	1.2	0.6
Building paper and board ²	09	2	-27.4	-12.9	-4.6	-13.2	-1.4	-0.8
Commercial printing ²	09	47	1.9	0.1	0.3	0.3	0.2	0.0
Foundry and forge shop products ²	10	15	0.1	-1.0	0.8	-1.0	-0.1	-0.1
Steel mill products ²	10	17	-12.3	0.3	-1.8	-3.2	-2.6	-1.3
Primary nonferrous metals ²	10	22	8.8	5.0	0.7	-0.2	-2.2	0.5
Secondary nonferrous metals ²	10	24	8.3	4.2	0.3	0.6	-0.3	0.0
Aluminum mill shapes ²	10	2501	2.7	4.4	2.3	0.6	-2.2	-0.9
Copper and brass mill shapes ²	10	2502	10.9	4.5	2.1	-1.5	-1.9	1.1
Nonferrous wire and cable ²	10	26	6.0	6.1	-0.4	-1.7	-2.8	0.0
Nonferrous foundry shop products.....	10	28	4.6	1.0	0.8	0.3	-0.1	0.0
Metal containers ²	10	3	-0.4	0.2	0.2	0.7	-0.3	0.0
Hardware ²	10	4	-0.5	0.2	0.0	0.0	0.1	0.0
Plumbing fixtures and brass fittings.....	10	5	1.9	0.1	0.1	0.5	0.6	0.0
Heating equipment ²	10	6	3.1	0.3	0.1	0.0	0.1	0.0
Fabricated structural metal products.....	10	7	-0.1	0.0	-0.7	0.3	0.9	0.5
Bolts, nuts, screws, rivets, and washers ²	10	81	4.2	-0.6	0.1	0.0	0.2	-0.1
Lighting fixtures ²	10	83	2.0	0.6	0.1	0.0	0.1	0.0
Fabricated ferrous wire products.....	10	88	2.9	-0.4	3.3	-0.1	-0.5	-0.1
Other miscellaneous metal products ²	10	89	2.4	0.7	0.5	0.1	0.2	-0.4
Fluid power equipment ²	11	43	6.3	0.4	0.0	0.0	2.9	0.0
Mechanical power transmission equipment ²	11	45	3.8	0.2	0.4	0.7	0.1	0.0
Air conditioning and refrigeration equipment.....	11	48	2.2	0.7	-0.7	0.3	1.9	-1.1
Metal valves, except fluid power.....	11	4902	2.0	0.0	0.1	-0.5	-0.1	1.3
Ball and roller bearings ²	11	4905	3.1	-0.2	0.0	0.1	0.0	-0.1
Wiring devices ²	11	71	-1.8	0.3	0.0	-0.1	-0.8	-0.4
Motors, generators, motor generator sets ²	11	73	1.8	0.0	0.0	0.7	0.0	-0.4
Switchgear, switchboard, and industrial controls equip. ²	11	75	7.3	0.6	1.9	0.5	-0.3	0.3
Electronic components and accessories.....	11	78	-0.3	-0.1	-0.1	-1.1	0.0	0.2
Internal combustion engines ²	11	94	2.8	0.1	0.0	0.3	0.0	0.0
Machine shop products ²	11	95	1.9	0.1	0.1	0.2	0.7	0.0
Flat glass ²	13	11	3.1	0.3	-0.5	0.4	0.3	1.0
Cement.....	13	22	5.3	0.7	0.2	-0.2	0.2	0.2
Concrete products.....	13	3	4.1	0.2	0.0	0.3	0.4	0.3
Asphalt felts and coatings ²	13	6	0.7	2.3	-0.4	0.3	-1.0	0.8
Paving mixtures and blocks.....	13	94	2.6	-1.1	-0.2	0.5	-0.3	0.0
Motor vehicle parts ²	14	12	0.9	0.0	0.1	0.2	0.1	0.0
Aircraft engines and engine parts.....	14	23	4.1	0.3	0.2	0.3	0.1	0.3

See footnotes at end of table.

Table 2. Producer price index percentage changes for selected commodity groupings by Final Demand-Intermediate Demand category, seasonally adjusted — Continued
 [September 2024]

Grouping	Commodity code		Unadjusted 12-month percent change ¹	Seasonally adjusted 1-month percent change ¹				
	Group code	Item code		Sept. 2023 to Sept. 2024 ^P	Apr. to May	May to June ^P	June to July ^P	July to Aug. ^P
Aircraft parts and auxiliary equipment, n.e.c.....	14	25	2.9	0.1	0.3	0.3	0.2	0.0
Medical, surgical, and personal aid devices.....	15	6	2.3	0.2	0.1	0.0	-0.1	0.0
Unprocessed goods for intermediate demand.....	ID6	2	-9.5	0.0	0.5	2.1	-3.1	-3.2
Unprocessed foodstuffs and feedstuffs.....	ID6	21	0.1	2.8	-1.3	2.0	-1.3	2.7
Wheat ²	01	21	-19.7	18.3	-9.8	-11.0	-5.0	4.5
Corn.....	01	2202	-18.5	6.8	-0.2	-5.5	0.0	4.8
Slaughter cattle.....	01	31	3.3	5.6	-1.3	3.9	-3.0	-1.8
Slaughter hogs.....	01	32	-0.1	-10.8	-14.9	1.6	-6.6	11.7
Slaughter chickens.....	01	4102	11.0	-2.6	2.7	8.9	5.5	5.3
Slaughter turkeys.....	01	42	-17.1	8.1	-9.1	8.2	-16.9	11.7
Raw milk.....	01	6	13.9	9.9	5.0	2.3	1.7	0.0
Hay and hayseeds ²	01	81	-13.1	28.1	-17.3	4.2	-29.2	29.8
Oilseeds.....	01	8301	-24.5	4.7	-3.2	-2.0	-6.6	1.6
Raw cane sugar and byproducts ²	02	5201	-1.4	0.1	-0.9	-0.1	-1.6	-2.1
Unprocessed nonfood materials.....	ID6	22	-15.1	-1.6	1.6	2.1	-4.3	-6.9
Raw cotton ²	01	51	-22.0	-15.6	-1.3	-6.4	0.2	3.6
Hides and skins.....	04	1	-18.9	3.6	0.1	-5.8	-4.2	-2.2
Coal ²	05	1	6.5	1.1	-2.1	0.2	3.5	-2.1
Natural gas ²	05	31	-24.8	17.4	27.7	3.3	-20.7	2.4
Crude petroleum ²	05	61	-27.8	-7.3	-0.3	3.6	-4.6	-16.7
Logs, bolts, timber, pulpwood, and woodchips ²	08	5	-2.9	-0.1	0.1	0.4	0.6	-0.2
Recyclable paper ²	09	12	55.2	2.0	0.7	0.1	-3.4	-2.2
Iron ores ²	10	11	0.3	0.3	-0.7	2.1	0.0	0.0
Iron and steel scrap.....	10	12	-5.6	2.8	0.1	5.5	2.1	-0.1
Nonferrous metal ores ²	10	21	13.5	2.2	-2.9	2.2	-2.0	4.2
Copper base scrap ²	10	2301	6.8	7.6	-4.7	2.2	-9.3	1.1
Aluminum base scrap.....	10	2302	18.0	17.8	7.7	-1.7	-8.6	-0.4
Construction sand, gravel, and crushed stone.....	13	21	7.5	0.0	0.1	1.0	1.0	0.3
Services for intermediate demand.....	ID6	3	3.5	0.3	0.4	0.3	-0.1	0.2
Trade services for intermediate demand ³	ID6	33	3.5	0.6	0.8	0.4	-0.1	0.2
Machinery and equipment parts and supplies wholesaling ²	57	1102	5.4	0.3	-3.4	4.9	0.0	-0.2
Building materials, paint, and hardware wholesaling.....	57	3	0.8	-1.0	1.0	2.1	1.6	0.1
Metals, minerals, and ores wholesaling ²	57	4	0.1	-2.0	-2.8	-0.3	-0.7	1.5
Chemicals and allied products wholesaling ²	57	5	7.4	2.0	-0.4	0.2	1.7	0.1
Paper and plastics products wholesaling ²	57	6	-3.4	-0.9	-0.3	1.1	-0.6	-0.2
Food wholesaling ²	57	8101	6.9	-0.1	1.3	-1.6	-1.5	1.0
Automotive parts, including tires, retailing ²	58	6102	2.1	0.8	2.9	0.4	1.4	0.3
Hardware, building material, and supplies retailing.....	58	D	-0.2	-2.2	0.9	0.4	2.9	-0.6
Transportation and warehousing services for intermediate demand.....	ID6	32	3.6	0.5	-0.2	0.7	-0.2	0.3
Rail transportation of freight and mail ²	30	11	3.0	0.2	0.0	0.6	-0.1	0.3
Truck transportation of freight ²	30	12	-0.9	0.2	-0.3	1.9	-1.4	-0.2
Water transportation of freight ²	30	13	1.1	2.1	0.8	0.9	-1.5	0.3
Air transportation of freight ²	30	14	-1.4	-1.7	0.5	-0.9	-0.4	0.4
U.S. Postal Service ²	30	1601	9.4	0.0	0.0	0.0	6.1	0.0
Courier and messenger services, except air mail.....	30	1602	4.2	0.6	0.5	0.3	0.5	0.5
Air mail and package delivery services, excluding by USPS.....	30	1603	3.6	0.6	-0.7	1.2	-0.8	0.6
Pipeline transportation ²	30	17	0.3	0.1	0.0	0.9	-0.1	0.0
Transportation of passengers (partial).....	30	2	0.7	-3.9	0.2	0.2	-1.0	1.5
Services related to water transportation ²	31	1	6.8	0.2	0.1	1.1	0.7	0.0
Arrangement of freight and cargo ²	31	31	26.0	7.4	-0.6	-0.3	0.0	0.0
Warehousing, storage, and related services ²	32	1	0.9	-0.7	-2.7	0.6	-1.0	0.2
Services less trade, transportation, and warehousing for intermediate demand.....	ID6	31	3.4	0.2	0.5	0.2	-0.1	0.2
Network compensation from broadcast TV, cable TV, radio ²	35	-	0.7	0.0	0.5	0.0	0.0	0.0
Advertising space sales in periodicals and newspapers ²	36	11	-2.2	-0.5	0.0	0.0	-2.0	0.0
Advertising space sales in directories and mail lists ²	36	12	0.1	0.0	0.0	0.0	0.0	0.0
Television advertising time sales.....	36	2	-2.1	-0.2	-1.4	0.1	-5.0	-3.6
Radio advertising time sales.....	36	3	2.9	4.4	-2.0	-8.3	1.6	12.9
Internet advertising sales ²	36	6	14.7	0.0	0.0	0.8	0.0	0.0
Business wired telecommunication services ²	37	12	5.7	1.1	-0.1	0.7	0.2	0.9
Wireless telecommunication services.....	37	2	0.9	0.7	0.1	0.1	-0.7	0.1
Cable and satellite subscriber services.....	37	3	-0.8	0.7	0.5	-1.4	-0.7	-1.2
Bundled wired telecommunication access services ²	37	5	6.4	-0.5	-0.3	0.6	0.6	-0.8
Data processing and related services ²	38	1	1.4	0.4	-0.5	0.2	-0.1	-0.2
Business loans (partial).....	39	11	-0.1	-0.7	0.2	-2.0	0.2	-0.6

See footnotes at end of table.

Table 2. Producer price index percentage changes for selected commodity groupings by Final Demand-Intermediate Demand category, seasonally adjusted — Continued
 [September 2024]

Grouping	Commodity code		Unadjusted 12-month percent change ¹	Seasonally adjusted 1-month percent change ¹				
	Group code	Item code		Sept. 2023 to Sept. 2024 ^P	Apr. to May	May to June ^P	June to July ^P	July to Aug. ^P
Deposit services (partial) ²	39	2	20.9	0.3	4.7	0.5	-0.2	3.0
Other credit intermediation, incl. trust services (partial) ²	39	3	-6.1	0.8	0.0	0.1	-1.2	0.0
Securities brokerage, dealing, investment advice, and related services ²	40	1	6.0	-0.2	1.5	1.8	0.4	-2.3
Portfolio management ²	40	2	11.0	-1.5	1.2	2.0	0.1	0.3
Investment banking ²	40	3	14.0	1.5	1.2	0.2	1.7	2.5
Life insurance ²	41	1101	-0.4	0.3	0.0	0.0	0.7	0.0
Health and medical insurance.....	41	1103	4.6	0.2	0.2	0.1	0.5	0.2
Property and casualty insurance ²	41	1104	6.7	1.1	0.2	0.2	0.3	0.9
Annuities ²	41	2	2.6	-0.2	0.0	0.2	0.0	0.1
Commissions from sales of insurance ²	42	1	2.5	0.0	0.0	0.7	0.0	0.0
Nonresidential real estate rents ²	43	11	-1.4	-0.8	1.7	1.6	-0.3	-1.3
Nonresidential property sales and leases ²	43	12	-2.0	-0.2	-0.4	1.3	0.5	0.2
Residential property management fees ²	43	22	4.5	0.0	0.8	0.1	-0.2	0.1
Passenger car rental.....	44	1	2.0	-0.9	4.5	0.6	-4.2	3.6
Truck, utility trailer, and RV rental and leasing ²	44	2	1.3	-0.1	-0.1	0.2	2.0	-1.0
Construction, mining, and forestry machinery and equipment rental and leasing ²	44	3	0.3	-0.7	0.6	-0.3	0.2	-0.2
Legal services.....	45	1	7.5	0.3	0.1	0.5	0.5	-0.3
Accounting services (partial).....	45	2	2.8	1.0	-1.0	0.6	0.7	0.1
Architectural and engineering services.....	45	3	2.6	0.2	0.3	-0.1	0.2	0.3
Management, scientific, and technical consulting services ²	45	4	-0.5	0.6	2.9	-4.1	0.1	0.1
Advertising and related services (partial) ²	45	5	0.4	0.6	-0.3	0.0	0.1	-0.3
Permanent placement services ²	46	1	-3.1	1.2	0.2	0.5	-0.4	0.1
Executive search services ²	46	2	1.0	-1.6	2.7	-2.2	2.4	-1.7
Staffing services.....	46	3	2.6	0.1	-0.4	0.7	-0.6	2.7
Security guard services ²	48	1	7.5	-0.1	0.4	0.2	0.0	0.4
Janitorial services ²	49	1	5.5	1.6	0.1	0.2	0.0	0.0
Waste collection.....	50	1	4.6	2.5	0.4	-0.1	-0.7	1.4
Traveler accommodation services.....	53	11	2.1	3.4	-0.7	-3.0	3.4	1.3
Commercial and industrial machinery and equipment repair and maintenance.....	55	1	6.6	1.2	1.0	-0.1	1.3	0.0
Aircraft repair and maintenance.....	55	4	5.6	0.7	0.2	0.1	0.0	0.1
Metal treatment services ²	59	1	2.2	-0.1	-0.2	0.0	-0.4	0.1
Construction for intermediate demand.....	ID6	4	4.6	0.0	0.1	0.2	0.1	0.1
Maintenance and repair of non-residential buildings (partial) ²	80	2	4.6	0.0	0.1	0.2	0.1	0.1
Intermediate Demand by Production Flow								
Stage 4 intermediate demand.....	ID5	4	1.8	-0.1	0.1	0.5	-0.1	0.1
Stage 4 intermediate demand goods.....	ID5	9411	-0.3	-0.3	-0.1	0.2	0.0	0.1
Grains.....	01	2	-18.4	8.1	-2.1	-6.3	-1.2	4.8
Meats.....	02	21	4.3	-0.4	0.1	4.2	-4.0	1.5
Unprocessed and packaged fish.....	02	23	-0.7	-0.6	-5.1	0.3	0.7	0.0
Dairy products ²	02	3	7.8	2.0	1.6	1.3	0.8	1.5
Commercial electric power.....	05	42	1.2	-0.8	0.7	-1.4	-1.0	0.3
Industrial electric power.....	05	43	0.7	-2.5	1.4	-0.6	0.1	-0.2
Gasoline.....	05	71	-25.7	-7.3	-5.2	2.8	0.5	-5.6
No. 2 diesel fuel.....	05	7303	-36.1	-23.7	-3.3	12.4	1.7	-17.6
Basic organic chemicals.....	06	14	-0.3	-1.1	0.0	3.5	0.4	-1.3
Prepared paint ²	06	21	0.0	0.1	0.1	0.2	0.2	0.2
Medicinal and botanical chemicals ²	06	31	5.4	0.0	-0.2	0.1	-0.2	0.2
Biological products, including diagnostics.....	06	37	2.8	-0.1	0.0	-0.1	1.0	0.4
Pharmaceutical preparations.....	06	38	1.8	0.2	0.1	0.2	0.5	0.2
Plastic construction products ²	07	21	-0.3	-0.3	-0.2	0.1	0.2	-0.4
Unsupported plastic film, sheet, and other shapes ²	07	22	3.0	0.5	-0.2	0.5	0.7	0.0
Parts for manufacturing from plastics ²	07	26	1.0	0.0	0.0	-0.4	1.0	0.0
Plastic packaging products ²	07	2A	-0.1	-0.3	0.1	-0.5	-0.4	0.3
Lumber.....	08	1	-0.6	-2.6	2.0	-0.4	1.5	2.2
Millwork.....	08	2	0.8	-0.6	0.1	-0.3	0.3	0.1
Paper boxes and containers ²	09	1503	2.2	0.8	-0.2	0.4	1.2	0.6
Commercial printing ²	09	47	1.9	0.1	0.3	0.3	0.2	0.0
Steel mill products ²	10	17	-12.3	0.3	-1.8	-3.2	-2.6	-1.3
Nonferrous wire and cable ²	10	26	6.0	6.1	-0.4	-1.7	-2.8	0.0
Fabricated structural metal products.....	10	7	-0.1	0.0	-0.7	0.3	0.9	0.5
Other miscellaneous metal products ²	10	89	2.4	0.7	0.5	0.1	0.2	-0.4
Air conditioning and refrigeration equipment.....	11	48	2.2	0.7	-0.7	0.3	1.9	-1.1
Wiring devices ²	11	71	-1.8	0.3	0.0	-0.1	-0.8	-0.4

See footnotes at end of table.

Table 2. Producer price index percentage changes for selected commodity groupings by Final Demand-Intermediate Demand category, seasonally adjusted — Continued
 [September 2024]

Grouping	Commodity code		Unadjusted 12-month percent change ¹	Seasonally adjusted 1-month percent change ¹				
	Group code	Item code		Sept. 2023 to Sept. 2024 ^P	Apr. to May	May to June ^P	June to July ^P	July to Aug. ^P
Electronic components and accessories.....	11	78	-0.3	-0.1	-0.1	-1.1	0.0	0.2
Miscellaneous electrical machinery and equipment ²	11	79	0.7	0.0	0.0	0.2	0.1	-0.1
Internal combustion engines ²	11	94	2.8	0.1	0.0	0.3	0.0	0.0
Machine shop products ²	11	95	1.9	0.1	0.1	0.2	0.7	0.0
Concrete ingredients and related products.....	13	2	6.9	0.2	0.1	0.6	0.8	0.3
Concrete products.....	13	3	4.1	0.2	0.0	0.3	0.4	0.3
Prepared asphalt, tar roofing and siding products ²	13	61	1.3	2.7	-0.7	0.4	-1.2	0.9
Paving mixtures and blocks.....	13	94	2.6	-1.1	-0.2	0.5	-0.3	0.0
Motor vehicle parts ²	14	12	0.9	0.0	0.1	0.2	0.1	0.0
Aircraft engines and engine parts.....	14	23	4.1	0.3	0.2	0.3	0.1	0.3
Aircraft parts and auxiliary equipment, n.e.c.....	14	25	2.9	0.1	0.3	0.3	0.2	0.0
Medical, surgical and personal aid devices.....	15	6	2.3	0.2	0.1	0.0	-0.1	0.0
Stage 4 intermediate demand services.....	ID5	9412	3.6	0.0	0.3	0.7	-0.1	0.1
Truck transportation of freight ²	30	12	-0.9	0.2	-0.3	1.9	-1.4	-0.2
Courier, messenger, and U.S. postal services.....	30	16	5.8	0.4	0.0	0.4	2.1	0.3
Airline passenger services.....	30	22	0.7	-3.9	0.2	0.2	-1.0	1.5
Warehousing, storage, and related services ²	32	1	0.9	-0.7	-2.7	0.6	-1.0	0.2
Advertising space sales in periodicals and newspapers ²	36	11	-2.2	-0.5	0.0	0.0	-2.0	0.0
Data processing and related services ²	38	1	1.4	0.4	-0.5	0.2	-0.1	-0.2
Business loans (partial).....	39	11	-0.1	-0.7	0.2	-2.0	0.2	-0.6
Deposit services (partial) ²	39	2	20.9	0.3	4.7	0.5	-0.2	3.0
Securities brokerage, dealing, investment advice, and related services ²	40	1	6.0	-0.2	1.5	1.8	0.4	-2.3
Portfolio management ²	40	2	11.0	-1.5	1.2	2.0	0.1	0.3
Investment banking ²	40	3	14.0	1.5	1.2	0.2	1.7	2.5
Insurance.....	41	11	4.4	0.6	0.0	0.0	0.5	0.5
Annuities ²	41	2	2.6	-0.2	0.0	0.2	0.0	0.1
Nonresidential real estate rents ²	43	11	-1.4	-0.8	1.7	1.6	-0.3	-1.3
Nonresidential property sales and leases ²	43	12	-2.0	-0.2	-0.4	1.3	0.5	0.2
Nonresidential property management fees ²	43	13	2.9	-0.1	2.5	-2.7	0.6	0.3
Residential property management fees ²	43	22	4.5	0.0	0.8	0.1	-0.2	0.1
Construction, mining, and forestry machinery and equipment rental and leasing ²	44	3	0.3	-0.7	0.6	-0.3	0.2	-0.2
Legal services.....	45	1	7.5	0.3	0.1	0.5	0.5	-0.3
Advertising agency services ²	45	51	0.4	0.6	-0.3	0.0	0.1	-0.3
Accounting services (partial).....	45	2	2.8	1.0	-1.0	0.6	0.7	0.1
Architectural and engineering services.....	45	3	2.6	0.2	0.3	-0.1	0.2	0.3
Management, scientific, and technical consulting services ²	45	4	-0.5	0.6	2.9	-4.1	0.1	0.1
Staffing services.....	46	3	2.6	0.1	-0.4	0.7	-0.6	2.7
Janitorial services ²	49	1	5.5	1.6	0.1	0.2	0.0	0.0
Commercial and industrial machinery and equipment repair and maintenance.....	55	1	6.6	1.2	1.0	-0.1	1.3	0.0
Machinery and equipment parts and supplies wholesaling ²	57	1102	5.4	0.3	-3.4	4.9	0.0	-0.2
Building materials, paint, and hardware wholesaling.....	57	3	0.8	-1.0	1.0	2.1	1.6	0.1
Metals, minerals, and ores wholesaling ²	57	4	0.1	-2.0	-2.8	-0.3	-0.7	1.5
Chemicals and allied products wholesaling ²	57	5	7.4	2.0	-0.4	0.2	1.7	0.1
Paper and plastics products wholesaling ²	57	6	-3.4	-0.9	-0.3	1.1	-0.6	-0.2
Food and alcohol wholesaling ²	57	8	6.7	-0.2	1.1	-1.3	-1.5	0.9
Hardware and building materials and supplies retailing.....	58	D	-0.2	-2.2	0.9	0.4	2.9	-0.6
Metal treatment services ²	59	1	2.2	-0.1	-0.2	0.0	-0.4	0.1
Stage 3 intermediate demand.....	ID5	3	0.0	-0.3	-0.1	0.7	-0.4	-0.2
Stage 3 intermediate demand goods.....	ID5	9311	-3.7	-1.2	-0.3	1.2	-0.5	-0.9
Slaughter cattle.....	01	31	3.3	5.6	-1.3	3.9	-3.0	-1.8
Slaughter hogs.....	01	32	-0.1	-10.8	-14.9	1.6	-6.6	11.7
Slaughter poultry.....	01	4	6.9	-1.3	1.2	8.6	3.0	5.8
Raw milk.....	01	6	13.9	9.9	5.0	2.3	1.7	0.0
Commercial electric power.....	05	42	1.2	-0.8	0.7	-1.4	-1.0	0.3
Industrial electric power.....	05	43	0.7	-2.5	1.4	-0.6	0.1	-0.2
Gasoline.....	05	71	-25.7	-7.3	-5.2	2.8	0.5	-5.6
Jet fuel ²	05	7203	-32.5	-6.2	-3.5	5.8	-10.5	-6.1
No. 2 diesel fuel.....	05	7303	-36.1	-23.7	-3.3	12.4	1.7	-17.6
Finished lubricants ²	05	76	-0.1	0.0	-0.1	-0.1	0.1	-0.1
Lubricating oil base stocks ²	05	78	0.5	4.4	2.4	1.6	-6.8	-0.6
Asphalt.....	05	8102	-18.5	3.9	-3.0	-3.0	-3.2	-14.6
Basic inorganic chemicals ²	06	13	-3.7	0.6	0.1	-1.0	0.0	0.3
Basic organic chemicals.....	06	14	-0.3	-1.1	0.0	3.5	0.4	-1.3
Paints and allied products ²	06	2	-0.6	-0.2	0.1	0.1	0.1	0.7

See footnotes at end of table.

Table 2. Producer price index percentage changes for selected commodity groupings by Final Demand-Intermediate Demand category, seasonally adjusted — Continued
 [September 2024]

Grouping	Commodity code		Unadjusted 12-month percent change ¹	Seasonally adjusted 1-month percent change ¹				
	Group code	Item code		Sept. 2023 to Sept. 2024 ^P	Apr. to May	May to June ^P	June to July ^P	July to Aug. ^P
Agricultural chemicals and chemical products.....	06	5	3.9	-1.3	0.7	1.3	0.7	1.6
Plastic resins and materials.....	06	6	-1.7	-0.5	-0.6	1.4	-0.7	-2.4
Synthetic rubber ²	07	1102	12.8	1.6	1.3	-0.5	-0.4	0.5
Unsupported plastic film, sheet, and other shapes ²	07	22	3.0	0.5	-0.2	0.5	0.7	0.0
Paper ²	09	13	1.3	0.4	-0.1	0.1	0.5	0.1
Paperboard ²	09	14	2.4	0.3	0.3	0.5	1.6	0.5
Converted paper and paperboard products ²	09	15	1.9	0.5	-0.1	0.3	0.7	1.3
Commercial printing ²	09	47	1.9	0.1	0.3	0.3	0.2	0.0
Foundry and forge shop products ²	10	15	0.1	-1.0	0.8	-1.0	-0.1	-0.1
Steel mill products ²	10	17	-12.3	0.3	-1.8	-3.2	-2.6	-1.3
Nonferrous mill shapes ²	10	25	5.6	3.8	1.9	0.0	-1.7	0.1
Nonferrous foundry shop products.....	10	28	4.6	1.0	0.8	0.3	-0.1	0.0
Metal containers ²	10	3	-0.4	0.2	0.2	0.7	-0.3	0.0
Structural, architectural, and pre-engineered metal products.....	10	74	-5.1	0.3	-1.3	0.3	0.2	0.5
Bolts, nuts, screws, rivets, and washers ²	10	81	4.2	-0.6	0.1	0.0	0.2	-0.1
Other miscellaneous metal products ²	10	89	2.4	0.7	0.5	0.1	0.2	-0.4
General purpose machinery and equipment.....	11	4	3.4	0.3	0.1	-0.1	1.0	0.0
Electrical machinery and equipment.....	11	7	2.3	0.2	0.2	-0.1	0.0	0.3
Construction sand, gravel, and crushed stone.....	13	21	7.5	0.0	0.1	1.0	1.0	0.3
Cement.....	13	22	5.3	0.7	0.2	-0.2	0.2	0.2
Motor vehicle parts ²	14	12	0.9	0.0	0.1	0.2	0.1	0.0
Aircraft and aircraft equipment.....	14	2	2.6	0.1	0.1	0.3	0.2	0.1
Stage 3 intermediate demand services.....	ID5	9312	3.2	0.5	0.2	0.3	-0.4	0.4
Rail transportation of freight and mail ²	30	11	3.0	0.2	0.0	0.6	-0.1	0.3
Courier, messenger, and U.S. postal services.....	30	16	5.8	0.4	0.0	0.4	2.1	0.3
Arrangement of freight and cargo ²	31	31	26.0	7.4	-0.6	-0.3	0.0	0.0
Freight forwarding ²	31	3201	-11.3	0.7	0.0	0.0	-9.0	-0.4
Warehousing, storage, and related services ²	32	1	0.9	-0.7	-2.7	0.6	-1.0	0.2
Advertising space sales in periodicals, newspapers, directories, and mailing lists ²	36	1	-1.8	-0.4	0.0	0.0	-1.7	0.0
Wired telephone services ²	37	1	4.9	0.9	-0.1	0.3	0.1	0.5
Bundled wired telecommunications access services ²	37	5	6.4	-0.5	-0.3	0.6	0.6	-0.8
Data processing and related services ²	38	1	1.4	0.4	-0.5	0.2	-0.1	-0.2
Business loans (partial).....	39	11	-0.1	-0.7	0.2	-2.0	0.2	-0.6
Deposit services (partial) ²	39	2	20.9	0.3	4.7	0.5	-0.2	3.0
Securities brokerage, dealing, investment advice, and related services ²	40	1	6.0	-0.2	1.5	1.8	0.4	-2.3
Insurance.....	41	11	4.4	0.6	0.0	0.0	0.5	0.5
Nonresidential real estate rents ²	43	11	-1.4	-0.8	1.7	1.6	-0.3	-1.3
Legal services.....	45	1	7.5	0.3	0.1	0.5	0.5	-0.3
Accounting services (partial).....	45	2	2.8	1.0	-1.0	0.6	0.7	0.1
Architectural and engineering services.....	45	3	2.6	0.2	0.3	-0.1	0.2	0.3
Management, scientific, and technical consulting services ²	45	4	-0.5	0.6	2.9	-4.1	0.1	0.1
Advertising agency services ²	45	51	0.4	0.6	-0.3	0.0	0.1	-0.3
Staffing services.....	46	3	2.6	0.1	-0.4	0.7	-0.6	2.7
Aircraft repair maintenance.....	55	4	5.6	0.7	0.2	0.1	0.0	0.1
Machinery and equipment parts and supplies wholesaling ²	57	1102	5.4	0.3	-3.4	4.9	0.0	-0.2
Building materials, paint, and hardware wholesaling.....	57	3	0.8	-1.0	1.0	2.1	1.6	0.1
Metals, minerals, and ores wholesaling ²	57	4	0.1	-2.0	-2.8	-0.3	-0.7	1.5
Chemicals and allied products wholesaling ²	57	5	7.4	2.0	-0.4	0.2	1.7	0.1
Paper and plastics products wholesaling ²	57	6	-3.4	-0.9	-0.3	1.1	-0.6	-0.2
Food wholesaling ²	57	8101	6.9	-0.1	1.3	-1.6	-1.5	1.0
Metal treatment services ²	59	1	2.2	-0.1	-0.2	0.0	-0.4	0.1
Stage 2 intermediate demand.....	ID5	2	-2.4	-0.2	0.8	0.6	-1.1	-1.6
Stage 2 intermediate demand goods.....	ID5	9211	-11.2	-1.2	1.2	1.6	-2.8	-4.6
Corn.....	01	2202	-18.5	6.8	-0.2	-5.5	0.0	4.8
Oilseeds.....	01	83	-24.5	4.7	-3.2	-2.0	-6.6	1.6
Prepared animal feeds.....	02	9	-7.7	1.0	0.3	0.7	-1.0	0.0
Coal ²	05	1	6.5	1.1	-2.1	0.2	3.5	-2.1
Natural gas ²	05	31	-24.8	17.4	27.7	3.3	-20.7	2.4
Liquefied petroleum gas ²	05	32	-16.1	-3.2	-0.9	-1.7	-6.7	-0.2
Crude petroleum ²	05	61	-27.8	-7.3	-0.3	3.6	-4.6	-16.7
No. 2 diesel fuel.....	05	7303	-36.1	-23.7	-3.3	12.4	1.7	-17.6
Industrial chemicals.....	06	1	-0.9	-0.8	0.0	2.6	0.3	-1.0
Plastic resins and materials.....	06	6	-1.7	-0.5	-0.6	1.4	-0.7	-2.4
Plastic products ²	07	2	1.1	-0.3	-0.1	0.1	0.4	0.0
Logs, bolts, timber, pulpwood, and wood chips ²	08	5	-2.9	-0.1	0.1	0.4	0.6	-0.2

See footnotes at end of table.

Table 2. Producer price index percentage changes for selected commodity groupings by Final Demand-Intermediate Demand category, seasonally adjusted — Continued
 [September 2024]

Grouping	Commodity code		Unadjusted 12-month percent change ¹	Seasonally adjusted 1-month percent change ¹				
	Group code	Item code		Sept. 2023 to Sept. 2024 ^P	Apr. to May	May to June ^P	June to July ^P	July to Aug. ^P
Paper ²	09	13	1.3	0.4	-0.1	0.1	0.5	0.1
Paperboard, excluding corrugated paperboard ²	09	1411	1.9	0.3	0.3	0.6	1.9	0.3
Commercial printing ²	09	47	1.9	0.1	0.3	0.3	0.2	0.0
Iron and steel scrap.....	10	12	-5.6	2.8	0.1	5.5	2.1	-0.1
Steel mill products ²	10	17	-12.3	0.3	-1.8	-3.2	-2.6	-1.3
Nonferrous mill shapes ²	10	25	5.6	3.8	1.9	0.0	-1.7	0.1
Electrical machinery and equipment.....	11	7	2.3	0.2	0.2	-0.1	0.0	0.3
Electronic components and accessories.....	11	78	-0.3	-0.1	-0.1	-1.1	0.0	0.2
Stage 2 intermediate demand services.....	ID5	9212	4.3	0.5	0.5	-0.1	0.0	0.5
Rail transportation of freight and mail ²	30	11	3.0	0.2	0.0	0.6	-0.1	0.3
Truck transportation of freight ²	30	12	-0.9	0.2	-0.3	1.9	-1.4	-0.2
U.S. Postal Service ²	30	1601	9.4	0.0	0.0	0.0	6.1	0.0
Courier and messenger services, except air.....	30	1602	4.2	0.6	0.5	0.3	0.5	0.5
Air mail and package delivery services, excluding by USPS.....	30	1603	3.6	0.6	-0.7	1.2	-0.8	0.6
Pipeline transportation ²	30	17	0.3	0.1	0.0	0.9	-0.1	0.0
Airline passenger services.....	30	22	0.7	-3.9	0.2	0.2	-1.0	1.5
Arrangement of freight and cargo ²	31	31	26.0	7.4	-0.6	-0.3	0.0	0.0
Television advertising time sales.....	36	21	-2.1	-0.2	-1.4	0.1	-5.0	-3.6
Wireless telecommunication services.....	37	2	0.9	0.7	0.1	0.1	-0.7	0.1
Data processing and related services ²	38	1	1.4	0.4	-0.5	0.2	-0.1	-0.2
Securities brokerage, dealing, investment advice, and related services ²	40	1	6.0	-0.2	1.5	1.8	0.4	-2.3
Portfolio management ²	40	2	11.0	-1.5	1.2	2.0	0.1	0.3
Investment banking ²	40	31	14.0	1.5	1.2	0.2	1.7	2.5
Insurance.....	41	11	4.4	0.6	0.0	0.0	0.5	0.5
Commissions from sales of insurance ²	42	11	2.5	0.0	0.0	0.7	0.0	0.0
Legal services.....	45	1	7.5	0.3	0.1	0.5	0.5	-0.3
Accounting services (partial).....	45	2	2.8	1.0	-1.0	0.6	0.7	0.1
Management, scientific, and technical consulting services ²	45	4	-0.5	0.6	2.9	-4.1	0.1	0.1
Advertising agency services ²	45	51	0.4	0.6	-0.3	0.0	0.1	-0.3
Staffing services.....	46	3	2.6	0.1	-0.4	0.7	-0.6	2.7
Security guard services ²	48	1	7.5	-0.1	0.4	0.2	0.0	0.4
Janitorial services ²	49	1	5.5	1.6	0.1	0.2	0.0	0.0
Traveler accommodation services.....	53	1	2.1	3.4	-0.7	-3.0	3.4	1.3
Commercial and industrial machinery and equipment repair and maintenance.....	55	1	6.6	1.2	1.0	-0.1	1.3	0.0
Hardware and building materials and supplies retailing.....	58	D	-0.2	-2.2	0.9	0.4	2.9	-0.6
Stage 1 intermediate demand.....	ID5	1	-0.3	-0.7	0.2	0.6	0.0	-0.5
Stage 1 intermediate demand goods.....	ID5	9111	-3.7	-1.5	-0.2	0.7	-0.1	-0.9
Prepared animal feeds.....	02	9	-7.7	1.0	0.3	0.7	-1.0	0.0
Commercial electric power.....	05	42	1.2	-0.8	0.7	-1.4	-1.0	0.3
Industrial electric power.....	05	43	0.7	-2.5	1.4	-0.6	0.1	-0.2
Commercial natural gas.....	05	52	-0.6	-4.0	2.4	-0.1	-3.6	0.7
Industrial natural gas.....	05	53	-6.1	-3.7	1.2	3.2	-5.3	0.5
Gasoline.....	05	71	-25.7	-7.3	-5.2	2.8	0.5	-5.6
No. 2 diesel fuel.....	05	7303	-36.1	-23.7	-3.3	12.4	1.7	-17.6
Industrial chemicals.....	06	1	-0.9	-0.8	0.0	2.6	0.3	-1.0
Prepared paint ²	06	21	0.0	0.1	0.1	0.2	0.2	0.2
Plastic construction products ²	07	21	-0.3	-0.3	-0.2	0.1	0.2	-0.4
Recyclable paper ²	09	12	55.2	2.0	0.7	0.1	-3.4	-2.2
Paper ²	09	13	1.3	0.4	-0.1	0.1	0.5	0.1
Converted paper and paperboard products ²	09	15	1.9	0.5	-0.1	0.3	0.7	1.3
Iron and steel scrap.....	10	12	-5.6	2.8	0.1	5.5	2.1	-0.1
Steel mill products ²	10	17	-12.3	0.3	-1.8	-3.2	-2.6	-1.3
Primary nonferrous metals ²	10	22	8.8	5.0	0.7	-0.2	-2.2	0.5
Nonferrous scrap.....	10	23	8.0	8.7	1.0	0.2	-7.0	1.3
Nonferrous wire and cable ²	10	26	6.0	6.1	-0.4	-1.7	-2.8	0.0
Fabricated structural metal products.....	10	7	-0.1	0.0	-0.7	0.3	0.9	0.5
General purpose machinery and equipment.....	11	4	3.4	0.3	0.1	-0.1	1.0	0.0
Construction sand, gravel, and crushed stone.....	13	21	7.5	0.0	0.1	1.0	1.0	0.3
Stage 1 intermediate demand services.....	ID5	9112	3.0	0.2	0.5	0.5	0.1	0.0
Truck transportation of freight ²	30	12	-0.9	0.2	-0.3	1.9	-1.4	-0.2
Airline passenger services.....	30	22	0.7	-3.9	0.2	0.2	-1.0	1.5
Advertising space sales in periodicals, newspapers, directories, and mailing lists ²	36	1	-1.8	-0.4	0.0	0.0	-1.7	0.0
Business wired telecommunication services ²	37	12	5.7	1.1	-0.1	0.7	0.2	0.9
Wireless telecommunication services.....	37	2	0.9	0.7	0.1	0.1	-0.7	0.1

See footnotes at end of table.

Table 2. Producer price index percentage changes for selected commodity groupings by Final Demand-Intermediate Demand category, seasonally adjusted — Continued
 [September 2024]

Grouping	Commodity code		Unadjusted 12-month percent change ¹	Seasonally adjusted 1-month percent change ¹				
	Group code	Item code		Sept. 2023 to Sept. 2024 ^p	Apr. to May	May to June ^p	June to July ^p	July to Aug. ^p
Bundled wired telecommunications access services ²	37	5	6.4	-0.5	-0.3	0.6	0.6	-0.8
Business loans (partial).....	39	11	-0.1	-0.7	0.2	-2.0	0.2	-0.6
Deposit services (partial) ²	39	2	20.9	0.3	4.7	0.5	-0.2	3.0
Securities brokerage, dealing, investment advice, and related services ²	40	1	6.0	-0.2	1.5	1.8	0.4	-2.3
Portfolio management ²	40	2	11.0	-1.5	1.2	2.0	0.1	0.3
Investment banking ²	40	3	14.0	1.5	1.2	0.2	1.7	2.5
Insurance.....	41	11	4.4	0.6	0.0	0.0	0.5	0.5
Nonresidential real estate rents ²	43	11	-1.4	-0.8	1.7	1.6	-0.3	-1.3
Architectural and engineering services.....	45	3	2.6	0.2	0.3	-0.1	0.2	0.3
Management consulting services ²	45	41	-0.5	0.6	2.9	-4.1	0.1	0.1
Waste collection.....	50	1	4.6	2.5	0.4	-0.1	-0.7	1.4
Traveler accommodation services.....	53	11	2.1	3.4	-0.7	-3.0	3.4	1.3
Commercial and industrial machinery and equipment repair and maintenance.....	55	1	6.6	1.2	1.0	-0.1	1.3	0.0
Machinery and equipment parts and supplies wholesaling ²	57	1102	5.4	0.3	-3.4	4.9	0.0	-0.2
Building materials, paint, and hardware wholesaling.....	57	3	0.8	-1.0	1.0	2.1	1.6	0.1
Metals, minerals, and ores wholesaling ²	57	4	0.1	-2.0	-2.8	-0.3	-0.7	1.5
Chemicals and allied products wholesaling ²	57	5	7.4	2.0	-0.4	0.2	1.7	0.1
Paper and plastics products wholesaling ²	57	6	-3.4	-0.9	-0.3	1.1	-0.6	-0.2
Hardware and building materials and supplies retailing.....	58	D	-0.2	-2.2	0.9	0.4	2.9	-0.6
Mining services ²	60	1	2.9	0.0	-1.0	0.3	1.2	0.3

¹ All indexes are subject to revision for 4 months after their originally scheduled publication to incorporate late reports and corrections by survey respondents. In addition, seasonally adjusted indexes are subject to change for up to 5 years due to the recalculation of seasonal factors published each January.

² Seasonal tests did not indicate the presence of seasonality. Data shown is not seasonally adjusted.

³ Trade indexes measure changes in margins received by wholesalers and retailers.

p Preliminary

"-" Data not available.

NOTE: The term "(partial)" denotes incomplete coverage of the index category.

Table 3. Producer price indexes for Final Demand-Intermediate Demand groupings, seasonally adjusted
 [September 2024, Index base Nov. 2009=100, unless otherwise indicated]

Grouping	Other index base	Commodity code		Seasonally adjusted index ¹				
		Group code	Item code	May 2024	June 2024 ^P	July 2024 ^P	Aug. 2024 ^P	Sept. 2024 ^P
Final Demand								
Final demand.....		FD	4	144.257	144.717	144.764	145.103	145.173
Final demand goods.....		FD	41	143.436	142.975	143.783	143.727	143.423
Final demand foods.....		FD	411	150.925	151.122	152.069	152.441	154.009
Finished consumer foods ²	00/82	FD	4111	269.726	270.769	272.440	274.547	277.039
Finished consumer foods, crude.....	00/82	FD	411113	250.851	262.741	256.035	286.771	284.390
Finished consumer foods, processed.....	00/82	FD	411112	270.355	270.366	272.824	272.209	275.152
Government purchased foods.....		FD	4112	156.778	157.604	160.529	159.314	160.968
Foods for export.....		FD	4113	142.318	140.455	140.594	137.882	140.156
Final demand energy.....		FD	412	137.965	135.206	137.568	136.148	132.435
Finished consumer energy goods ²	00/82	FD	4121	218.298	213.787	216.400	215.050	211.060
Government purchased energy.....		FD	4122	141.638	139.231	144.361	140.775	132.466
Energy for export.....		FD	4123	126.369	124.058	128.735	125.375	117.698
Final demand goods less foods and energy.....		FD	413	143.166	143.237	143.522	143.772	144.007
Finished goods less foods and energy ²	00/82	FD	4131	252.406	252.612	252.932	253.759	254.310
Finished consumer goods less foods and energy.....	00/82	FD	41311	279.816	279.965	280.272	281.448	282.039
Nondurable consumer goods less foods and energy.....	00/82	FD	413111	364.854	365.121	365.607	367.670	368.689
Durable consumer goods.....	00/82	FD	413112	192.976	193.020	193.160	193.536	193.739
Private capital equipment.....	00/82	FD	41312	217.304	217.551	217.869	218.354	218.845
Private capital equipment for manufacturing industries.....	00/82	FD	413121	235.258	235.556	236.038	236.898	237.294
Private capital equipment for nonmanufacturing industries.....	00/82	FD	413122	211.942	212.173	212.443	212.817	213.336
Government purchased goods, excluding foods and energy.....		FD	4132	139.425	139.493	139.869	140.052	140.406
Government purchased goods excluding foods, energy, and capital equipment.....		FD	41321	147.163	147.167	147.726	147.954	148.353
Government purchased capital equipment.....		FD	41322	127.576	127.720	127.871	127.997	128.289
Goods for export, excluding foods and energy.....		FD	4133	138.694	138.684	139.106	138.987	139.040
Final demand services.....		FD	42	143.524	144.397	144.060	144.590	144.824
Final demand trade services ³		FD	423	152.279	155.168	152.319	153.436	153.791
Trade of finished goods ²		FD	4231	150.253	153.061	150.100	151.131	151.535
Trade of personal consumption goods.....		FD	42311	150.513	152.776	150.306	150.487	151.055
Trade of private capital equipment.....		FD	42312	147.396	152.639	147.487	152.352	152.012
Trade of government purchased goods.....		FD	4232	165.908	170.870	167.781	169.197	169.168
Trade of government purchased goods, excluding capital equipment.....		FD	42321	172.387	176.034	175.972	174.285	174.413
Trade of government purchased capital equipment.....		FD	42322	154.635	161.587	153.861	160.041	159.773
Trade of exports.....		FD	4233	166.175	169.026	167.342	169.169	169.205
Final demand transportation and warehousing services.....		FD	422	149.257	149.106	150.832	149.460	149.966
Transportation of passengers for final demand.....		FD	4221	132.452	132.695	132.937	131.604	133.560
Transportation of private passengers.....		FD	42211	132.460	132.702	132.943	131.614	133.565
Transportation of government passengers.....		FD	42212	132.267	132.506	132.745	131.428	133.362
Transportation of passengers for export.....		FD	42213	132.428	132.674	132.918	131.573	133.545
Transportation and warehousing of goods for final demand.....		FD	4222	154.994	154.690	156.987	155.607	155.543
Transportation and warehousing of finished goods ²		FD	42221	152.659	152.350	154.742	153.333	153.203
Transportation and warehousing of personal consumption goods.....		FD	422211	153.298	152.992	155.348	154.067	153.947
Transportation and warehousing of private capital equipment.....		FD	422212	150.070	149.744	152.286	150.354	150.181
Transportation and warehousing of government purchased goods.....		FD	42222	154.299	153.759	155.681	154.924	154.871
Transportation and warehousing of exports.....		FD	42223	161.688	161.445	163.620	162.122	162.250
Final demand services less trade, transportation, and warehousing.....		FD	421	138.761	138.929	139.386	139.875	140.030
Finished services less trade, transportation, and warehousing ²		FD	4211	138.882	138.981	139.421	139.970	140.130
Finished consumer services less trade, transportation, and warehousing.....		FD	42111	138.375	138.494	138.839	139.469	139.564
Private capital investment services less trade, transportation, and warehousing.....		FD	42112	143.994	143.941	145.123	145.049	145.712
Government purchased services less trade, transportation, and warehousing.....		FD	4212	129.448	129.792	130.275	130.344	130.531
Gov. purchased services less trade, transportation, and warehousing, excl. capital investment.....		FD	42121	130.171	130.564	130.936	131.068	131.218
Government purchased capital investment services less trade, transportation, and warehousing.....		FD	42122	112.875	112.503	114.554	113.712	114.434
Services for export less trade, transportation, and warehousing.....		FD	4213	148.543	149.499	150.178	150.280	150.343
Final demand construction.....		FD	43	175.061	175.646	176.930	176.881	177.091
Construction for private capital investment.....		FD	431	178.997	179.668	180.713	180.635	180.850
Construction for government.....		FD	432	167.786	168.189	169.995	170.004	170.207
Final Demand Special Groupings								
Final demand less exports.....	04/10	FD	49101	141.980	142.455	142.438	142.860	142.941
Final demand less government.....	04/10	FD	49102	142.320	142.783	142.754	143.141	143.266
Final demand less foods, food and nonalcoholic beverages for immediate consumption, and energy ¹	04/10	FD	49103	142.719	143.429	143.215	143.704	143.908
Final demand less foods and energy ⁴	04/10	FD	49104	142.514	143.199	143.037	143.487	143.718
Final demand less foods and food and nonalcoholic beverages for immediate consumption ⁴	04/10	FD	49105	141.965	142.443	142.399	142.761	142.707

See footnotes at end of table.

Table 3. Producer price indexes for Final Demand-Intermediate Demand groupings, seasonally adjusted — Continued

[September 2024, Index base Nov. 2009=100, unless otherwise indicated]

Grouping	Other index base	Commodity code		Seasonally adjusted index ¹				
		Group code	Item code	May 2024	June 2024 ^P	July 2024 ^P	Aug. 2024 ^P	Sept. 2024 ^P
Final demand less foods ⁴	04/10	FD	49106	141.744	142.213	142.208	142.541	142.526
Final demand less energy.....	04/10	FD	49107	142.735	143.391	143.292	143.737	144.043
Final demand less trade services.....	01/10	FD	49108	140.701	140.629	141.303	141.469	141.477
Final demand less distributive services ⁵	01/10	FD	49109	140.256	140.194	140.800	141.032	141.042
Final demand goods less energy.....	01/10	FD	49111	143.335	143.432	143.858	144.133	144.655
Final demand goods less foods.....	04/10	FD	49112	138.767	138.178	138.940	138.796	138.107
Final demand services less trade services.....	04/10	FD	49113	138.528	138.665	139.236	139.547	139.734
Final demand distributive services ⁵	04/10	FD	49114	149.621	151.961	149.961	150.672	150.955
Final demand goods plus final demand distributive services ⁵	04/10	FD	49115	143.925	144.623	144.263	144.523	144.466
Final demand less foods, energy, and trade services ⁴	08/13	FD	49116	131.918	132.042	132.525	132.791	132.979
Private and government purchased capital equipment.....	08/13	FD	49117	131.226	131.375	131.562	131.832	132.129
Private and government purchased capital investment services.....	08/13	FD	49118	134.701	136.576	135.418	137.047	137.266
Total private and government purchased capital investment.....	08/13	FD	49119	136.024	137.083	136.729	137.633	137.875
Total finished ²	01/10	FD	49201	143.066	143.554	143.445	143.940	144.088
Total finished less foods, food and nonalcoholic beverages for immediate consumption, and energy ^{2, 4}	12/10	FD	49202	142.224	142.927	142.636	143.186	143.433
Total finished less foods and energy ^{2, 4}	01/10	FD	49203	143.094	143.801	143.512	144.058	144.310
Total finished less foods and food and nonalcoholic beverages for immediate consumption ^{2, 4}	12/10	FD	49204	141.182	141.659	141.490	141.950	142.024
Total finished less foods ^{2, 4}	01/10	FD	49205	142.613	143.097	142.929	143.387	143.466
Total finished less energy ²	01/10	FD	49206	143.558	144.258	144.037	144.618	144.934
Finished goods ²	00/82	FD	49207	256.660	255.785	257.015	257.559	257.320
Finished goods less energy ²	00/82	FD	49208	256.190	256.621	257.306	258.476	259.550
Finished goods, excluding foods ^{2, 4}	00/82	FD	49209	252.557	251.177	252.287	252.417	251.457
Finished services ²	01/10	FD	49210	141.726	142.546	142.132	142.707	142.948
Private capital investment services.....	04/10	FD	49211	144.871	146.778	145.667	147.333	147.572
Finished distributive services ^{2, 5}	04/10	FD	49212	147.448	149.823	147.566	148.283	148.614
Finished services less trade services ²	04/10	FD	49213	138.345	138.426	138.959	139.363	139.544
Finished services less distributive services ^{2, 5}	04/10	FD	49214	137.832	137.934	138.366	138.871	139.069
Total private capital investment (goods, services, and construction).....	04/10	FD	49215	144.044	145.177	144.765	145.749	146.009
Finished goods plus finished distributive services ²	04/10	FD	49216	145.176	146.058	145.334	145.835	145.925
Total exports.....	04/10	FD	49301	141.629	141.949	142.393	142.159	142.154
Goods for export.....	00/82	FD	49302	232.112	231.509	232.571	231.551	231.331
Services for export.....	04/10	FD	49303	154.952	156.221	156.433	156.695	156.864
Total government purchases.....	04/10	FD	49401	138.393	138.752	139.639	139.371	138.806
Government purchased goods.....	00/82	FD	49402	230.607	229.831	232.894	231.364	228.583
Government purchased services.....	04/10	FD	49403	137.078	138.112	138.094	138.300	138.487
Total government purchased capital investment (goods, services, construction).....	08/13	FD	49404	134.379	135.352	135.253	135.961	136.182
Government purchases, defense.....	05/15	FD	49405	124.970	125.221	125.759	125.049	124.561
Government purchases, non-defense.....	05/15	FD	49406	132.832	133.205	134.170	134.135	133.582
Personal consumption.....	01/10	FD	49501	142.760	143.106	143.060	143.448	143.569
Personal consumption goods (finished consumer goods).....	00/82	FD	49502	273.294	271.930	273.557	274.125	273.566
Personal consumption goods less energy.....	00/82	FD	49503	276.014	276.555	277.461	279.048	280.474
Personal consumption goods less foods.....	00/82	FD	49504	272.888	270.504	272.100	272.008	270.150
Personal consumption nondurable goods less foods.....	00/82	FD	49508	307.805	304.334	306.581	306.277	303.496
Personal consumption services.....	04/10	FD	49505	140.711	141.363	141.056	141.465	141.705
Personal consumption less trade services.....	04/10	FD	49506	140.224	140.093	140.649	141.086	141.096
Personal consumption less distributive services ⁵	04/10	FD	49507	139.988	139.864	140.357	140.856	140.870
Personal consumption less foods and energy.....	04/14	FD	49510	131.760	132.313	132.072	132.472	132.703
Personal consumption less foods, energy, and trade services ³	04/14	FD	49511	129.602	129.693	130.065	130.536	130.678
Personal consumption less foods, energy, and distributive services ⁵	04/14	FD	49512	129.663	129.771	130.067	130.611	130.765
Personal consumption goods plus personal consumption distributive services ⁵	08/13	FD	49509	133.474	134.032	133.565	133.702	133.788
Intermediate Demand by Commodity Type								
Processed goods								
Processed goods for intermediate demand.....	00/82	ID6	1	254.232	253.986	255.622	255.218	253.050
Materials and components for manufacturing.....	00/82	ID6	11	233.322	233.485	234.140	233.878	233.593
Materials for manufacturing.....		ID6	111	143.752	143.801	144.423	143.920	143.623
Materials for food manufacturing.....	00/82	ID6	1111	252.712	254.827	258.784	258.795	261.352
Materials for nondurable manufacturing.....	00/82	ID6	1112	261.191	261.125	265.010	265.440	263.624
Materials for durable manufacturing.....	00/82	ID6	1113	277.650	276.982	273.520	270.511	270.032
Components for manufacturing.....	00/82	ID6	112	190.310	190.551	190.625	191.131	191.156
Components for nondurable manufacturing.....		ID6	1121	147.410	147.379	147.469	148.209	148.143
Components for durable manufacturing.....		ID6	1122	134.341	134.521	134.572	134.912	134.934
Materials and components for construction.....	00/82	ID6	12	354.770	354.171	353.640	354.685	354.926
Materials for construction.....		ID6	121	170.118	169.924	169.238	169.195	169.728
Components for construction.....		ID6	122	179.167	178.786	178.881	179.866	179.637
Processed fuels and lubricants for intermediate demand.....	00/82	ID6	13	234.370	232.662	238.389	236.145	224.975
Processed fuels and lubricants to manufacturing industries.....	00/82	ID6	131	241.765	243.125	245.820	244.598	237.234

See footnotes at end of table.

Table 3. Producer price indexes for Final Demand-Intermediate Demand groupings, seasonally adjusted — Continued

[September 2024, Index base Nov. 2009=100, unless otherwise indicated]

Grouping	Other index base	Commodity code		Seasonally adjusted index ¹				
		Group code	Item code	May 2024	June 2024 ^P	July 2024 ^P	Aug. 2024 ^P	Sept. 2024 ^P
Processed fuels and lubricants to nonmanufacturing industries.....	00/82	ID6	132	232.306	229.631	236.321	233.752	221.368
Containers for intermediate demand.....	00/82	ID6	14	306.540	306.637	308.285	310.158	311.602
Supplies for intermediate demand.....	00/82	ID6	15	250.937	251.196	251.918	252.084	252.699
Supplies to manufacturing industries.....	00/82	ID6	151	249.412	249.845	249.931	250.288	250.683
Supplies to nonmanufacturing industries.....	00/82	ID6	152	249.182	249.411	250.227	250.362	251.006
Supplies to nonmanufacturing industries, feeds.....	00/82	ID6	1521	213.370	214.668	217.724	215.887	216.357
Supplies to nonmanufacturing industries, other than feeds.....	00/82	ID6	1522	255.840	255.930	256.464	256.854	257.526
Unprocessed goods								
Unprocessed goods for intermediate demand.....	00/82	ID6	2	245.582	246.774	251.875	244.004	236.264
Unprocessed foodstuffs and feedstuffs.....	00/82	ID6	21	220.454	217.646	221.896	219.059	224.990
Unprocessed nonfood materials.....	00/82	ID6	22	253.159	257.193	262.691	251.504	234.170
Unprocessed nonfood materials except fuel.....	00/82	ID6	221	329.918	328.592	335.564	325.812	299.626
Unprocessed nonfood materials except fuel to manufacturing industries.....	00/82	ID6	2211	304.278	302.985	309.612	299.995	274.517
Unprocessed nonfood materials except fuel to nonmanufacturing industries.....	00/82	ID6	2212	371.872	371.993	375.317	378.658	379.643
Unprocessed fuel.....	00/82	ID6	222	95.937	110.557	113.023	99.211	99.772
Unprocessed fuel to manufacturing industries.....	00/82	ID6	2221	217.020	218.813	220.155	221.123	217.463
Unprocessed fuel to nonmanufacturing industries.....	00/82	ID6	2222	91.849	107.730	110.346	95.183	96.017
Services								
Services for intermediate demand.....		ID6	3	150.621	151.249	151.656	151.502	151.817
Trade services for intermediate demand ⁵		ID6	33	175.481	176.870	177.562	177.296	177.722
Trade services for manufacturing industries.....	12/12	ID6	331	160.206	159.924	161.407	161.012	161.490
Trade services for nonmanufacturing industries.....	12/12	ID6	332	156.269	158.984	158.789	158.697	158.991
Transportation and warehousing services for intermediate demand.....		ID6	32	160.261	159.865	160.913	160.520	161.060
Transportation of passengers for intermediate demand.....		ID6	321	132.332	132.570	132.809	131.493	133.426
Transportation of passengers for manufacturing industries.....		ID6	3211	132.407	132.653	132.896	131.553	133.524
Transportation of passengers for nonmanufacturing industries.....		ID6	3212	132.383	132.621	132.859	131.546	133.475
Transportation and warehousing of goods for intermediate demand.....		ID6	322	163.205	162.748	163.874	163.566	163.978
Transportation and warehousing of goods for manufacturing industries.....	12/12	ID6	3221	131.230	131.101	132.378	131.230	131.297
Transportation and warehousing of goods for nonmanufacturing industries.....	12/12	ID6	3222	147.066	146.586	147.492	147.476	147.924
Services less trade, transportation, and warehousing for intermediate demand.....		ID6	31	142.079	142.727	142.952	142.866	143.114
Services less trade, transportation, and warehousing for manufacturing industries.....		ID6	311	133.844	134.243	134.247	134.134	134.370
Services less trade, transportation, and warehousing for nonmanufacturing industries.....		ID6	312	142.340	142.996	143.229	143.145	143.392
Construction								
Construction for intermediate demand.....		ID6	4	151.698	151.832	152.187	152.377	152.486
Intermediate Demand by Commodity Type Special Groupings								
Processed materials less foods and feeds.....	00/82	ID6	9111	255.602	255.172	256.610	256.224	253.605
Processed foods and feeds.....	00/82	ID6	9112	241.097	242.668	246.241	245.665	247.882
Processed energy goods.....	00/82	ID6	9113	235.458	233.747	239.498	237.245	226.026
Processed materials less energy.....	00/82	ID6	9118	255.856	255.975	256.576	256.634	256.723
Processed materials less foods and energy.....	00/82	ID6	9115	257.264	257.198	257.415	257.554	257.364
Intermediate distributive services ⁶	04/10	ID6	9116	167.649	168.218	169.088	168.808	169.222
Processed goods plus intermediate distributive services.....	04/10	ID6	9117	146.146	146.202	147.086	146.850	146.103
Unprocessed materials less agricultural products.....	00/82	ID6	9211	261.042	265.623	272.818	260.507	240.186
Unprocessed energy materials ⁷	00/82	ID6	9212	190.792	196.637	202.958	190.218	166.262
Unprocessed materials less energy.....	00/82	ID6	9213	274.465	271.819	275.496	272.177	278.638
Unprocessed nonfood materials less energy ⁸	00/82	ID6	9216	435.512	433.305	435.251	430.512	438.487
Intermediate Demand by Production Flow								
Stage 4 Intermediate Demand								
Stage 4 intermediate demand.....		ID5	4	151.070	151.192	151.898	151.804	151.904
Inputs to stage 4 goods producers.....		ID5	41	146.602	146.217	146.899	146.678	147.168
Goods.....		ID5	411	138.754	138.669	138.787	138.621	139.149
Foods.....		ID5	4111	140.321	139.941	140.794	139.812	142.133
Energy.....		ID5	4112	132.023	132.347	128.914	130.890	134.540
Goods excluding foods and energy.....		ID5	4113	138.685	138.642	138.681	138.620	138.844
Services.....		ID5	412	172.725	171.348	173.892	173.489	173.855
Trade services.....		ID5	4123	184.975	182.800	186.469	185.949	186.371
Transportation and warehousing services.....		ID5	4122	136.423	136.377	137.464	136.661	137.074
Transportation of passengers.....		ID5	41221	132.427	132.673	132.917	131.572	133.544
Transportation and warehousing of goods.....		ID5	41222	146.240	146.133	147.457	146.707	146.843
Services less trade, transportation, and warehousing.....		ID5	4121	134.859	135.471	135.024	135.116	135.278
Inputs to stage 4 services producers.....		ID5	42	150.016	150.518	151.342	151.215	151.222

See footnotes at end of table.

Table 3. Producer price indexes for Final Demand-Intermediate Demand groupings, seasonally adjusted — Continued

[September 2024, Index base Nov. 2009=100, unless otherwise indicated]

Grouping	Other index base	Commodity code		Seasonally adjusted index ¹				
		Group code	Item code	May 2024	June 2024 ^P	July 2024 ^P	Aug. 2024 ^P	Sept. 2024 ^P
Goods.....		ID5	421	146.918	146.968	147.501	147.183	147.161
Foods.....		ID5	4211	149.296	148.532	150.910	149.638	152.910
Energy.....		ID5	4212	140.329	141.054	141.252	140.378	138.247
Goods excluding foods and energy.....		ID5	4213	149.172	149.103	149.252	149.555	149.724
Services.....		ID5	422	150.820	151.474	152.392	152.330	152.346
Trade services.....		ID5	4223	165.784	166.510	167.867	167.204	167.457
Transportation and warehousing services.....		ID5	4222	156.032	154.911	155.577	156.495	156.981
Transportation of passengers.....		ID5	42221	131.938	132.181	132.422	131.091	133.044
Transportation and warehousing of goods.....		ID5	42222	160.773	159.416	160.157	161.459	161.699
Services less trade, transportation, and warehousing.....		ID5	4221	147.598	148.423	149.315	149.215	149.157
Construction.....		ID5	423	151.698	151.832	152.187	152.377	152.486
Inputs to stage 4 construction producers.....		ID5	43	162.874	162.557	162.820	163.146	162.759
Goods.....		ID5	431	167.270	166.477	166.609	167.144	166.507
Energy.....		ID5	4312	141.494	135.929	140.426	141.038	130.607
Goods excluding foods and energy.....		ID5	4313	173.695	173.359	173.056	173.595	173.925
Services.....		ID5	432	151.574	152.448	153.042	152.844	153.084
Trade services.....		ID5	4323	167.482	169.405	170.017	170.050	170.407
Transportation and warehousing services.....		ID5	4322	146.697	146.394	148.666	146.959	146.889
Transportation of passengers.....		ID5	43221	138.047	138.304	138.557	137.158	139.210
Transportation and warehousing of goods.....		ID5	43222	147.684	147.366	149.699	147.975	147.854
Services less trade, transportation, and warehousing.....		ID5	4321	134.394	134.801	134.726	134.910	135.161
Stage 3 Intermediate Demand								
Stage 3 intermediate demand.....		ID5	3	147.160	147.082	148.130	147.522	147.227
Inputs to stage 3 goods producers.....		ID5	31	154.734	154.717	155.692	155.310	155.748
Goods.....		ID5	311	149.987	149.938	150.934	150.610	151.014
Foods.....		ID5	3111	163.214	164.414	168.311	169.278	172.619
Energy.....		ID5	3112	128.458	127.294	127.278	126.695	118.845
Goods excluding foods and energy.....		ID5	3113	149.803	149.255	149.131	148.276	147.953
Services.....		ID5	312	162.622	162.721	163.551	162.969	163.510
Trade services.....		ID5	3123	168.011	168.254	168.571	168.478	169.306
Transportation and warehousing services.....		ID5	3122	149.926	149.709	151.794	150.237	150.298
Transportation of passengers.....		ID5	31221	140.999	141.261	141.520	140.089	142.188
Transportation and warehousing of goods.....		ID5	31222	150.207	149.964	152.147	150.585	150.534
Services less trade, transportation, and warehousing.....		ID5	3121	138.031	138.252	138.186	138.019	138.468
Inputs to stage 3 services producers.....		ID5	32	140.391	140.256	141.370	140.580	139.745
Goods.....		ID5	321	119.819	118.214	122.262	120.477	114.125
Foods.....		ID5	3211	153.431	153.154	154.502	153.398	151.930
Energy.....		ID5	3212	114.440	111.792	118.591	115.627	105.113
Goods excluding foods and energy.....		ID5	3213	137.999	137.986	137.788	137.829	137.868
Services.....		ID5	322	145.570	145.817	146.169	145.628	146.232
Trade services.....		ID5	3223	197.249	204.599	202.582	200.266	200.282
Transportation and warehousing services.....		ID5	3222	171.008	170.588	171.796	171.923	172.787
Transportation of passengers.....		ID5	32221	104.256	104.145	104.176	104.183	104.264
Transportation and warehousing of goods.....		ID5	32222	171.132	171.132	172.346	172.473	173.342
Services less trade, transportation, and warehousing.....		ID5	3221	135.993	136.001	136.260	135.640	136.209
Construction.....		ID5	323	151.698	151.832	152.187	152.377	152.486
Inputs to stage 3 construction producers.....		ID5	33	141.510	142.053	141.974	142.527	142.974
Goods.....		ID5	331	136.015	135.681	134.995	134.668	135.267
Goods excluding foods and energy.....		ID5	3313	173.315	172.890	172.016	171.600	172.362
Services.....		ID5	332	166.818	168.480	169.111	170.781	171.107
Trade services.....		ID5	3323	171.377	173.212	173.907	175.804	176.151
Transportation and warehousing services.....		ID5	3322	116.986	117.208	117.734	117.262	117.639
Transportation and warehousing of goods.....		ID5	33222	123.483	123.718	124.272	123.775	124.172
Services less trade, transportation, and warehousing.....		ID5	3321	128.080	128.218	128.041	127.850	127.863
Stage 2 Intermediate Demand								
Stage 2 intermediate demand.....		ID5	2	135.902	136.926	137.722	136.146	133.983
Inputs to stage 2 goods producers.....		ID5	21	121.520	122.901	124.304	121.294	116.982
Goods.....		ID5	211	115.041	116.596	118.646	114.783	108.758
Foods.....		ID5	2111	140.755	140.079	140.141	136.514	137.503
Energy.....		ID5	2112	84.905	87.335	89.946	84.255	74.149
Goods excluding foods and energy.....		ID5	2113	142.844	143.192	144.434	144.255	144.498
Services.....		ID5	212	154.699	155.669	155.119	154.526	155.296
Trade services.....		ID5	2123	175.319	177.737	176.398	175.555	176.339
Transportation and warehousing services.....		ID5	2122	171.465	171.582	171.393	170.499	171.009
Transportation of passengers.....		ID5	21221	132.963	133.191	133.426	132.142	134.031
Transportation and warehousing of goods.....		ID5	21222	173.660	173.770	173.561	172.684	173.129
Services less trade, transportation, and warehousing.....		ID5	2121	140.272	140.585	140.491	140.386	141.527
Construction.....		ID5	213	151.698	151.832	152.187	152.377	152.486

See footnotes at end of table.

Table 3. Producer price indexes for Final Demand-Intermediate Demand groupings, seasonally adjusted — Continued

[September 2024, Index base Nov. 2009=100, unless otherwise indicated]

Grouping	Other index base	Commodity code		Seasonally adjusted index ¹				
		Group code	Item code	May 2024	June 2024 ^P	July 2024 ^P	Aug. 2024 ^P	Sept. 2024 ^P
Inputs to stage 2 services producers.....		ID5	22	148.980	149.528	149.549	149.793	150.348
Goods.....		ID5	221	143.309	143.266	144.088	144.337	143.818
Foods.....		ID5	2211	111.177	111.910	112.684	113.339	113.726
Energy.....		ID5	2212	140.461	139.220	145.384	143.676	134.377
Goods excluding foods and energy.....		ID5	2213	144.233	144.258	144.732	145.104	145.150
Services.....		ID5	222	149.184	149.812	149.728	149.971	150.667
Trade services.....		ID5	2223	189.328	194.892	192.902	199.657	199.974
Transportation and warehousing services.....		ID5	2222	154.510	154.338	154.823	151.156	151.909
Transportation of passengers.....		ID5	22221	132.865	133.109	133.352	132.013	133.977
Transportation and warehousing of goods.....		ID5	22222	159.098	158.848	159.380	155.274	155.810
Services less trade, transportation, and warehousing.....		ID5	2221	147.806	148.267	148.229	148.461	149.175
Construction.....		ID5	223	151.698	151.832	152.187	152.377	152.486
Stage 1 Intermediate Demand								
Stage 1 intermediate demand.....		ID5	1	145.546	145.772	146.647	146.638	145.971
Inputs to stage 1 goods producers.....		ID5	11	141.430	141.339	141.837	141.369	141.353
Goods.....		ID5	111	137.755	137.525	138.015	137.226	137.018
Foods.....		ID5	1111	133.722	132.968	131.300	129.143	131.068
Energy.....		ID5	1112	118.944	119.507	120.786	119.634	117.568
Goods excluding foods and energy.....		ID5	1113	146.508	146.169	146.846	146.357	146.231
Services.....		ID5	112	155.612	155.920	156.455	156.896	157.436
Trade services.....		ID5	1123	167.675	168.070	168.653	169.158	169.770
Transportation and warehousing services.....		ID5	1122	159.110	159.852	159.893	158.424	159.255
Transportation of passengers.....		ID5	11221	132.402	132.648	132.891	131.547	133.519
Transportation and warehousing of goods.....		ID5	11222	163.923	164.774	164.766	163.283	163.826
Services less trade, transportation, and warehousing.....		ID5	1121	114.458	114.546	115.004	115.572	115.891
Construction.....		ID5	113	151.698	151.832	152.187	152.377	152.486
Inputs to stage 1 services producers.....		ID5	12	146.925	147.428	148.510	148.685	147.686
Goods.....		ID5	121	143.457	143.119	144.913	145.373	142.441
Foods.....		ID5	1211	131.759	141.591	148.880	173.637	163.809
Energy.....		ID5	1212	143.750	142.392	147.853	147.602	137.848
Goods excluding foods and energy.....		ID5	1213	151.270	151.317	151.469	152.118	152.241
Services.....		ID5	122	147.708	148.562	149.340	149.394	149.212
Trade services.....		ID5	1223	175.600	179.116	179.571	178.672	178.984
Transportation and warehousing services.....		ID5	1222	145.333	145.243	146.041	146.988	147.778
Transportation of passengers.....		ID5	12221	132.323	132.569	132.812	131.469	133.439
Transportation and warehousing of goods.....		ID5	12222	167.725	167.447	168.623	170.876	171.129
Services less trade, transportation, and warehousing.....		ID5	1221	143.585	144.300	145.098	145.119	144.753
Construction.....		ID5	123	151.698	151.832	152.187	152.377	152.486
Inputs to stage 1 construction producers.....		ID5	13	162.164	162.009	163.046	163.479	162.474
Goods.....		ID5	131	163.769	163.186	164.207	164.693	163.103
Energy.....		ID5	1312	115.718	112.988	123.142	124.160	107.715
Goods excluding foods and energy.....		ID5	1313	172.240	171.899	171.852	172.282	172.432
Services.....		ID5	132	159.259	160.155	161.234	161.543	161.963
Trade services.....		ID5	1323	168.647	169.962	170.629	171.678	172.341
Transportation and warehousing services.....		ID5	1322	121.200	120.920	123.102	121.393	121.204
Transportation and warehousing of goods.....		ID5	13222	125.366	125.076	127.333	125.566	125.370
Services less trade, transportation, and warehousing.....		ID5	1321	142.073	143.201	142.888	143.962	143.834
Intermediate Demand by Production Flow Special Groupings								
Total goods inputs to stage 4 intermediate demand.....	04/10	ID5	9411	143.882	143.694	143.935	143.868	143.989
Total services inputs to stage 4 intermediate demand.....	04/10	ID5	9412	153.833	154.233	155.344	155.226	155.305
Total construction inputs to stage 4 intermediate demand.....	04/10	ID5	9413	150.442	150.574	150.926	151.115	151.222
Total foods inputs to stage 4 intermediate demand.....	04/10	ID5	9414	141.018	140.485	141.960	140.878	143.548
Total energy goods inputs to stage 4 intermediate demand.....	04/10	ID5	9415	128.679	128.413	129.109	128.613	125.627
Total goods less foods and energy inputs to stage 4 intermediate demand.....	04/10	ID5	9416	147.749	147.631	147.612	147.768	148.003
Total goods inputs to stage 3 intermediate demand.....	04/10	ID5	9311	135.171	134.742	136.411	135.747	134.488
Total services inputs to stage 3 intermediate demand.....	04/10	ID5	9312	147.472	147.706	148.136	147.613	148.199
Total construction inputs to stage 3 intermediate demand.....	04/10	ID5	9313	150.442	150.574	150.926	151.115	151.222
Total foods inputs to stage 3 intermediate demand.....	04/10	ID5	9314	145.195	146.252	149.700	150.545	153.482
Total energy goods inputs to stage 3 intermediate demand.....	04/10	ID5	9315	114.329	111.953	117.610	115.056	105.139
Total goods less foods and energy inputs to stage 3 intermediate demand.....	04/10	ID5	9316	142.077	141.636	141.493	140.818	140.582
Total goods inputs to stage 2 intermediate demand.....	04/10	ID5	9211	112.296	113.615	115.442	112.179	106.998
Total services inputs to stage 2 intermediate demand.....	04/10	ID5	9212	150.984	151.695	151.500	151.546	152.262
Total construction inputs to stage 2 intermediate demand.....	04/10	ID5	9213	150.442	150.574	150.926	151.115	151.222
Total foods inputs to stage 2 intermediate demand.....	04/10	ID5	9214	141.227	140.570	140.644	137.063	138.049
Total energy goods inputs to stage 2 intermediate demand.....	04/10	ID5	9215	83.751	86.089	88.686	83.157	73.272
Total goods less foods and energy inputs to stage 2 intermediate demand.....	04/10	ID5	9216	134.999	135.257	136.258	136.211	136.396
Total goods inputs to stage 1 intermediate demand.....	04/10	ID5	9111	127.992	127.702	128.604	128.465	127.264

See footnotes at end of table.

Table 3. Producer price indexes for Final Demand-Intermediate Demand groupings, seasonally adjusted — Continued

[September 2024, Index base Nov. 2009=100, unless otherwise indicated]

Grouping	Other index base	Commodity code		Seasonally adjusted index ¹				
		Group code	Item code	May 2024	June 2024 ^p	July 2024 ^p	Aug. 2024 ^p	Sept. 2024 ^p
Total services inputs to stage 1 intermediate demand.....	04/10	ID5	9112	149.050	149.809	150.561	150.698	150.679
Total construction inputs to stage 1 intermediate demand.....	04/10	ID5	9117	150.442	150.574	150.926	151.115	151.222
Total foods inputs to stage 1 intermediate demand.....	04/10	ID5	9114	125.711	125.247	123.887	122.482	124.020
Total energy goods inputs to stage 1 intermediate demand.....	04/10	ID5	9115	126.627	125.959	129.975	129.483	122.539
Total goods less foods and energy inputs to stage 1 intermediate demand.....	04/10	ID5	9116	127.066	126.883	127.186	127.228	127.234

¹ All indexes are subject to revision for 4 months after their originally scheduled publication to incorporate late reports and corrections by survey respondents. In addition, seasonally adjusted indexes are subject to change for up to 5 years due to the recalculation of seasonal factors published each January.

² PPI defines Total finished as including only the personal consumption and private capital investment portions of final demand.

³ Trade indexes measure changes in margins received by wholesalers and retailers.

⁴ The PPI definition of foods does not include food and beverages for immediate consumption. PPI defines food and beverages for immediate consumption as the service of preparing meals, snacks, and beverages to customer order for immediate on-premises and off-premises consumption.

⁵ Distributive services include transportation, warehousing, and trade of goods.

⁶ Includes intermediate trade, transportation, and warehousing services.

⁷ Includes crude petroleum.

⁸ Excludes crude petroleum.

p Preliminary

"/" Data not available.

Table 4. Producer price index percentage changes and weights for Final Demand-Intermediate Demand groupings, not seasonally adjusted
[September 2024]

Title	Commodity code		Relative Importance Dec. 2023 ¹	Unadjusted 12-month percent change ² Sept. 2023 to Sept. 2024 ^P	Unadjusted 1-month percent change ²				
	Group code	Item code			Apr. to May	May to June ^P	June to July ^P	July to Aug. ^P	Aug. to Sept. ^P
Final Demand									
Final demand.....	FD	4	100.000	1.8	0.0	0.5	0.0	0.1	-0.2
Final demand goods.....	FD	41	30.162	-1.1	-0.5	0.0	0.5	-0.3	-0.7
Final demand foods.....	FD	411	5.633	3.2	-0.1	0.6	0.0	0.3	0.7
Finished consumer goods ³	FD	4111	4.307	5.0	-0.4	0.9	0.1	1.0	0.8
Finished consumer foods, crude.....	FD	41113	0.351	24.4	-7.8	5.4	-2.4	13.0	-1.1
Finished consumer foods, processed.....	FD	41112	3.956	3.4	0.3	0.5	0.3	-0.1	1.0
Government purchased foods.....	FD	4112	0.410	3.9	0.2	1.3	0.8	-0.5	0.7
Foods for export.....	FD	4113	0.916	-5.7	1.2	-0.7	-1.0	-3.1	0.6
Final demand energy.....	FD	412	5.517	-13.8	-3.3	-0.9	2.2	-2.2	-4.7
Finished consumer energy goods ³	FD	4121	4.292	-12.1	-2.6	-1.0	1.8	-1.8	-4.4
Government purchased energy.....	FD	4122	0.834	-20.1	-6.6	0.2	3.7	-3.5	-5.8
Energy for export.....	FD	4123	0.391	-19.7	-4.2	-1.9	3.7	-3.5	-5.9
Final demand goods less foods and energy.....	FD	413	19.012	2.0	0.2	0.0	0.1	0.1	0.1
Finished goods less foods and energy ³	FD	4131	10.933	2.4	0.2	0.0	0.1	0.3	0.1
Finished consumer goods less foods and energy.....	FD	41311	5.811	2.2	0.3	0.0	0.1	0.3	0.1
Nondurable consumer goods less foods and energy.....	FD	413111	3.522	3.0	0.5	0.0	0.1	0.5	0.2
Durable consumer goods.....	FD	413112	2.289	1.1	0.0	0.0	0.1	0.1	0.0
Private capital equipment.....	FD	41312	5.122	2.6	0.2	0.1	0.1	0.2	0.1
Private capital equipment for manufacturing industries.....	FD	413121	1.254	3.6	0.4	0.1	0.2	0.3	0.1
Private capital equipment for nonmanufacturing industries.....	FD	413122	3.868	2.3	0.1	0.1	0.1	0.1	0.2
Government purchased goods, excluding foods and energy.....	FD	4132	1.971	2.1	0.0	0.0	0.2	0.1	0.2
Government purchased goods excluding foods, energy, and capital equipment.....	FD	41321	1.146	1.8	-0.1	0.0	0.3	0.1	0.2
Government purchased capital equipment.....	FD	41322	0.825	2.5	0.1	0.1	0.1	0.1	0.2
Goods for export, excluding foods and energy.....	FD	4133	6.108	1.4	0.3	-0.1	0.1	-0.2	-0.1
Final demand services.....	FD	42	67.184	3.1	0.2	0.7	-0.3	0.4	0.1
Final demand trade services ⁴	FD	423	19.195	1.5	0.4	1.7	-2.0	1.0	0.5
Trade of finished goods ³	FD	4231	16.558	0.9	0.6	1.6	-2.1	1.0	0.6
Trade of personal consumption goods.....	FD	42311	13.605	0.3	1.3	1.1	-1.8	0.5	0.8
Trade of private capital equipment.....	FD	42312	2.953	3.7	-2.4	3.7	-3.4	3.3	-0.2
Trade of government purchased goods.....	FD	4232	0.745	5.1	-0.7	3.0	-1.8	0.8	0.0
Trade of government purchased goods, excluding capital equipment.....	FD	42321	0.474	3.2	1.0	2.2	0.0	-1.0	0.1
Trade of government purchased capital equipment.....	FD	42322	0.271	8.5	-3.5	4.5	-4.8	4.0	-0.2
Trade of exports.....	FD	4233	1.892	5.6	-0.7	1.7	-1.0	1.1	0.0
Final demand transportation and warehousing services.....	FD	422	4.931	0.4	-1.1	0.9	0.7	-1.6	-0.5
Transportation of passengers for final demand.....	FD	4221	1.271	0.7	-4.6	4.2	-1.6	-3.7	-1.7
Transportation of private passengers.....	FD	42211	0.857	0.7	-4.6	4.2	-1.6	-3.6	-1.7
Transportation of government passengers.....	FD	42212	0.103	0.7	-4.6	4.2	-1.6	-3.6	-1.7
Transportation of passengers for export.....	FD	42213	0.311	0.7	-4.7	4.3	-1.6	-3.7	-1.7
Transportation and warehousing of goods for final demand.....	FD	4222	3.660	0.3	0.2	-0.2	1.5	-0.9	-0.1
Transportation and warehousing of finished goods ³	FD	42221	2.368	0.1	0.2	-0.2	1.6	-0.9	-0.1
Transportation and warehousing of personal consumption goods.....	FD	422211	1.908	0.2	0.2	-0.2	1.5	-0.8	-0.1
Transportation and warehousing of private capital equipment.....	FD	422212	0.460	-0.5	0.2	-0.2	1.7	-1.3	-0.1
Transportation and warehousing of government purchased goods.....	FD	42222	0.220	0.7	0.1	-0.3	1.3	-0.5	0.0
Transportation and warehousing of exports.....	FD	42223	1.072	0.7	0.2	-0.2	1.3	-1.0	0.0
Final demand services less trade, transportation, and warehousing.....	FD	421	43.059	4.1	0.2	0.3	0.3	0.3	-0.1
Finished services less trade, transportation, and warehousing ³	FD	4211	37.528	4.0	0.2	0.3	0.3	0.3	-0.1
Finished consumer services less trade, transportation, and warehousing.....	FD	42111	33.067	4.2	0.2	0.3	0.3	0.3	-0.1
Private capital investment services less trade, transportation, and warehousing.....	FD	42112	4.461	3.2	0.6	0.2	1.0	0.1	0.4
Government purchased services less trade, transportation, and warehousing.....	FD	4212	2.810	4.0	0.3	0.3	0.3	0.0	0.1
Gov. purchased services less trade, transportation, and warehousing, excl. capital investment.....	FD	42121	2.647	4.0	0.2	0.4	0.2	0.1	0.0
Government purchased capital investment services less trade, transportation, and warehousing.....	FD	42122	0.163	3.7	0.8	-0.3	1.8	-0.7	0.6
Services for export less trade, transportation, and warehousing.....	FD	4213	2.721	5.4	0.1	0.7	0.3	0.2	-0.1
Final demand construction.....	FD	43	2.654	1.3	0.0	0.3	0.7	0.0	0.1
Construction for private capital investment.....	FD	431	1.844	1.0	0.1	0.4	0.6	0.0	0.1
Construction for government.....	FD	432	0.810	1.9	-0.1	0.2	1.1	0.0	0.1
Special Groupings of Final Demand									
Final demand less exports.....	FD	49101	86.589	1.8	0.0	0.5	-0.1	0.2	-0.2
Final demand less government.....	FD	49102	92.097	1.9	0.0	0.5	-0.1	0.2	-0.1

See footnotes at end of table.

Table 4. Producer price index percentage changes and weights for Final Demand-Intermediate Demand groupings, not seasonally adjusted — Continued
[September 2024]

Title	Commodity code		Relative Importance Dec. 2023 ¹	Unadjusted 12-month percent change ² Sept. 2023 to Sept. 2024 ^P	Unadjusted 1-month percent change ²				
	Group code	Item code			Apr. to May	May to June ^P	June to July ^P	July to Aug. ^P	Aug. to Sept. ^P
Final demand less foods, food and nonalcoholic beverages for immediate consumption, and energy ⁵	FD	49103	88.421	2.8	0.2	0.6	-0.2	0.3	0.1
Final demand less foods and energy ⁵	FD	49104	88.850	2.8	0.2	0.6	-0.2	0.3	0.1
Final demand less foods and food and nonalcoholic beverages for immediate consumption ⁵	FD	49105	93.938	1.6	-0.1	0.5	-0.1	0.1	-0.3
Final demand less foods ⁵	FD	49106	94.367	1.7	0.0	0.5	0.0	0.1	-0.2
Final demand less energy.....	FD	49107	94.483	2.8	0.2	0.6	-0.2	0.3	0.1
Final demand less trade services.....	FD	49108	80.805	1.8	-0.1	0.2	0.4	-0.1	-0.3
Final demand less distributive services ⁶	FD	49109	77.145	1.9	-0.2	0.2	0.4	0.0	-0.3
Final demand goods less energy.....	FD	49111	24.645	2.3	0.2	0.2	0.1	0.1	0.2
Final demand goods less foods.....	FD	49112	24.529	-2.0	-0.6	-0.2	0.6	-0.4	-1.0
Final demand services less trade services.....	FD	49113	47.990	3.7	0.1	0.4	0.4	0.1	-0.1
Final demand distributive services ⁶	FD	49114	22.855	1.3	0.4	1.4	-1.5	0.7	0.4
Final demand goods plus final demand distributive services ⁶	FD	49115	53.017	-0.1	-0.1	0.6	-0.3	0.1	-0.2
Final demand less foods, energy, and trade services ⁵	FD	49116	69.655	3.2	0.1	0.3	0.3	0.1	0.0
Private and government purchased capital equipment.....	FD	49117	5.947	2.6	0.1	0.1	0.1	0.2	0.1
Private and government purchased capital investment services.....	FD	49118	8.308	3.4	-0.6	1.5	-0.8	1.3	0.1
Total private and government purchased capital investment.....	FD	49119	14.255	2.8	-0.3	0.8	-0.2	0.7	0.1
Total finished ³	FD	49201	78.687	1.9	0.0	0.5	-0.1	0.3	-0.1
Total finished less foods, food and nonalcoholic beverages for immediate consumption, and energy ^{3, 5}	FD	49202	69.663	2.8	0.2	0.6	-0.3	0.4	0.1
Total finished less foods and energy ^{3, 5}	FD	49203	70.088	2.8	0.2	0.6	-0.3	0.4	0.1
Total finished less foods and food and nonalcoholic beverages for immediate consumption ^{3, 5}	FD	49204	73.955	1.8	0.1	0.5	-0.1	0.2	-0.2
Total finished less foods ^{3, 5}	FD	49205	74.380	1.8	0.1	0.5	-0.1	0.2	-0.2
Total finished less energy ³	FD	49206	74.395	2.9	0.2	0.6	-0.2	0.4	0.1
Finished goods ³	FD	49207	19.532	-0.7	-0.6	0.0	0.5	-0.1	-0.8
Finished goods less energy ³	FD	49208	15.240	3.1	0.1	0.3	0.1	0.5	0.3
Finished goods, excluding foods ^{3, 5}	FD	49209	15.225	-2.2	-0.6	-0.3	0.6	-0.4	-1.2
Finished services ³	FD	49210	57.311	2.9	0.3	0.7	-0.4	0.4	0.1
Private capital investment services.....	FD	49211	7.874	3.2	-0.6	1.5	-0.7	1.2	0.1
Finished distributive services ^{3, 6}	FD	49212	18.926	0.8	0.5	1.4	-1.7	0.8	0.5
Finished services less trade services ³	FD	49213	40.753	3.7	0.1	0.3	0.4	0.1	-0.1
Finished services less distributive services ^{3, 6}	FD	49214	38.385	4.0	0.1	0.4	0.3	0.2	-0.1
Total private capital investment (goods, services, and construction).....	FD	49215	14.840	2.7	-0.2	0.9	-0.3	0.7	0.1
Finished goods plus finished distributive services ^{3, 6}	FD	49216	38.458	0.0	0.0	0.7	-0.6	0.4	-0.1
Total exports.....	FD	49301	13.411	1.5	-0.1	0.3	0.1	-0.3	-0.2
Goods for export.....	FD	49302	7.415	-0.8	0.2	-0.2	0.2	-0.7	-0.3
Services for export.....	FD	49303	5.996	4.4	-0.4	1.0	0.0	0.1	-0.1
Total government purchases.....	FD	49401	7.903	0.3	-0.8	0.6	0.5	-0.3	-0.5
Government purchased goods.....	FD	49402	3.215	-4.2	-1.8	0.2	1.2	-0.9	-1.3
Government purchased services.....	FD	49403	3.878	3.9	-0.1	0.9	-0.1	0.1	0.0
Total government purchased capital investment (goods, services, construction).....	FD	49404	2.069	3.2	-0.4	0.7	-0.1	0.5	0.1
Government purchases, defense.....	FD	49405	2.356	-0.8	-1.0	0.4	0.2	-0.7	-0.5
Government purchases, non-defense.....	FD	49406	5.547	0.8	-0.7	0.6	0.7	-0.2	-0.5
Personal consumption.....	FD	49501	63.847	1.8	0.1	0.4	-0.1	0.2	-0.2
Personal consumption goods (finished consumer goods).....	FD	49502	14.410	-1.8	-0.8	-0.1	0.6	-0.1	-1.1
Personal consumption goods less energy.....	FD	49503	10.118	3.4	0.0	0.4	0.1	0.6	0.4
Personal consumption goods less foods.....	FD	49504	10.103	-4.4	-1.0	-0.4	0.9	-0.6	-1.9
Personal consumption nondurable goods less foods.....	FD	49508	7.814	-5.9	-1.3	-0.6	1.1	-0.8	-2.4
Personal consumption services.....	FD	49505	49.437	2.9	0.4	0.6	-0.3	0.3	0.1
Personal consumption less trade services.....	FD	49506	50.242	2.2	-0.2	0.2	0.4	0.1	-0.4
Personal consumption less distributive services ⁶	FD	49507	48.334	2.3	-0.2	0.3	0.3	0.1	-0.4
Personal consumption less foods and energy.....	FD	49510	55.248	2.8	0.4	0.5	-0.3	0.3	0.1
Personal consumption less foods, energy, and trade services ⁴	FD	49511	41.643	3.6	0.1	0.3	0.3	0.2	-0.1
Personal consumption less foods, energy, and distributive services ⁶	FD	49512	39.735	3.8	0.1	0.3	0.2	0.2	-0.1
Personal consumption goods plus personal consumption distributive services ⁶	FD	49509	29.923	-0.7	0.2	0.5	-0.4	0.1	-0.2
Intermediate Demand by Commodity Type									
Processed goods									
Processed goods for intermediate demand.....	ID6	1	100.000	-2.7	-0.9	0.5	0.6	-0.4	-1.0
Materials and components for manufacturing.....	ID6	11	43.169	0.6	0.2	0.1	0.1	-0.2	-0.3
Materials for manufacturing.....	ID6	111	26.499	-0.1	0.2	0.1	0.2	-0.4	-0.4
Materials for food manufacturing.....	ID6	1111	4.375	4.9	0.2	1.4	0.8	0.2	0.8
Materials for nondurable manufacturing.....	ID6	1112	11.774	0.6	-0.3	0.1	1.2	0.0	-0.9
Materials for durable manufacturing.....	ID6	1113	10.350	-3.1	0.9	-0.3	-1.3	-1.2	-0.4
Components for manufacturing.....	ID6	112	16.670	1.7	0.1	0.1	0.0	0.3	0.0

See footnotes at end of table.

Table 4. Producer price index percentage changes and weights for Final Demand-Intermediate Demand groupings, not seasonally adjusted — Continued
[September 2024]

Title	Commodity code		Relative Importance Dec. 2023 ¹	Unadjusted 12-month percent change ² Sept. 2023 to Sept. 2024 ^P	Unadjusted 1-month percent change ²				
	Group code	Item code			Apr. to May	May to June ^P	June to July ^P	July to Aug. ^P	Aug. to Sept. ^P
Components for nondurable manufacturing.....	ID6	1121	0.804	2.1	0.3	0.0	0.1	0.5	0.0
Components for durable manufacturing.....	ID6	1122	15.866	1.6	0.1	0.1	0.0	0.2	0.0
Materials and components for construction.....	ID6	12	10.782	0.7	0.0	-0.2	-0.2	0.3	-0.1
Materials for construction.....	ID6	121	4.753	0.8	-0.4	-0.2	-0.4	0.0	0.2
Components for construction.....	ID6	122	6.029	0.7	0.2	-0.1	0.0	0.5	-0.3
Processed fuels and lubricants for intermediate demand.....	ID6	13	18.656	-15.1	-5.5	2.1	2.7	-2.0	-4.7
Processed fuels and lubricants to manufacturing industries.....	ID6	131	4.711	-9.5	-3.9	4.5	1.8	-1.0	-2.6
Processed fuels and lubricants to nonmanufacturing industries.....	ID6	132	13.945	-16.8	-6.0	1.3	3.0	-2.3	-5.3
Containers for intermediate demand.....	ID6	14	3.090	1.7	0.4	0.0	0.5	0.6	0.4
Supplies for intermediate demand.....	ID6	15	24.303	0.6	0.3	0.1	0.1	0.0	0.1
Supplies to manufacturing industries.....	ID6	151	3.234	2.1	0.4	0.2	0.0	0.1	0.1
Supplies to nonmanufacturing industries.....	ID6	152	21.069	0.4	0.3	0.1	0.1	0.0	0.1
Supplies to nonmanufacturing industries, feeds.....	ID6	1521	2.208	-9.5	1.2	0.1	0.5	-1.2	-0.6
Supplies to nonmanufacturing industries, other than feeds.....	ID6	1522	18.861	1.6	0.2	0.1	0.1	0.1	0.2
Unprocessed goods									
Unprocessed goods for intermediate demand.....	ID6	2	100.000	-9.5	-0.1	0.6	0.8	-4.3	-4.4
Unprocessed foodstuffs and feedstuffs.....	ID6	21	37.665	0.1	2.6	-0.5	-0.2	-3.8	0.2
Unprocessed nonfood materials.....	ID6	22	62.334	-15.1	-1.7	1.2	1.4	-4.6	-7.2
Unprocessed nonfood materials except fuel.....	ID6	221	51.132	-15.1	-3.2	-0.8	1.3	-3.3	-8.4
Unprocessed nonfood materials except fuel to manufacturing industries.....	ID6	2211	48.525	-16.1	-3.4	-0.8	1.3	-3.5	-8.9
Unprocessed nonfood materials except fuel to nonmanufacturing industries.....	ID6	2212	2.607	7.2	0.2	0.1	0.7	0.9	-0.1
Unprocessed fuel.....	ID6	222	11.202	-14.9	10.0	15.2	2.2	-12.2	0.6
Unprocessed fuel to manufacturing industries.....	ID6	2221	1.016	2.1	2.5	0.8	0.6	0.4	-1.7
Unprocessed fuel to nonmanufacturing industries.....	ID6	2222	10.186	-16.6	11.1	17.3	2.4	-13.7	0.9
Services									
Services for intermediate demand.....	ID6	3	100.000	3.5	0.1	0.6	0.1	0.1	0.0
Trade services for intermediate demand ⁴	ID6	33	18.284	3.5	0.5	0.8	0.3	-0.2	0.1
Trade services for manufacturing industries.....	ID6	331	9.046	3.7	0.3	-0.1	0.9	-0.2	0.3
Trade services for nonmanufacturing industries.....	ID6	332	9.238	3.4	0.7	1.7	-0.3	-0.2	0.0
Transportation and warehousing services for intermediate demand.....	ID6	32	14.025	3.6	0.4	0.0	0.6	-0.5	-0.1
Transportation of passengers for intermediate demand.....	ID6	321	1.039	0.7	-4.6	4.2	-1.6	-3.6	-1.7
Transportation of passengers for manufacturing industries.....	ID6	3211	0.124	0.7	-4.7	4.3	-1.6	-3.7	-1.7
Transportation of passengers for nonmanufacturing industries.....	ID6	3212	0.915	0.7	-4.6	4.2	-1.6	-3.6	-1.7
Transportation and warehousing of goods for intermediate demand.....	ID6	322	12.986	3.8	0.8	-0.3	0.8	-0.2	0.0
Transportation and warehousing of goods for manufacturing industries.....	ID6	3221	2.724	0.5	0.2	-0.1	1.2	-0.8	0.0
Transportation and warehousing of goods for nonmanufacturing industries.....	ID6	3222	10.262	4.7	0.9	-0.4	0.7	-0.1	0.0
Services less trade, transportation, and warehousing for intermediate demand.....	ID6	31	67.691	3.4	-0.1	0.7	0.0	0.2	0.0
Services less trade, transportation, and warehousing for manufacturing industries.....	ID6	311	2.126	4.1	0.2	0.3	0.0	-0.1	0.0
Services less trade, transportation, and warehousing for nonmanufacturing industries.....	ID6	312	65.565	3.4	-0.1	0.7	0.0	0.3	0.1
Construction									
Construction for intermediate demand.....	ID6	4	100.000	4.6	0.0	0.1	0.2	0.1	0.1
Special Groupings of Intermediate Demand by Commodity Type									
Processed materials less foods and feeds.....	ID6	9111	91.107	-3.0	-1.1	0.4	0.6	-0.4	-1.1
Processed foods and feeds.....	ID6	9112	8.893	1.1	0.5	1.0	0.7	-0.2	0.6
Processed energy goods.....	ID6	9113	18.656	-15.1	-5.5	2.1	2.7	-2.0	-4.7
Processed materials less energy.....	ID6	9118	81.344	0.6	0.2	0.1	0.1	0.0	-0.1
Processed materials less foods and energy.....	ID6	9115	72.451	0.6	0.2	0.0	0.0	0.0	-0.2
Intermediate distributive services ⁷	ID6	9116	31.270	3.6	0.6	0.3	0.5	-0.2	0.1
Processed goods plus intermediate distributive services.....	ID6	9117	-	-0.8	-0.5	0.4	0.6	-0.3	-0.6
Unprocessed materials less agricultural products.....	ID6	9211	57.180	-15.0	-2.1	1.5	2.3	-4.6	-8.0
Unprocessed energy materials ⁸	ID6	9212	37.534	-24.4	-3.9	3.1	3.2	-6.3	-12.6
Unprocessed materials less energy.....	ID6	9213	62.466	0.8	2.2	-0.8	-0.7	-3.1	0.6
Unprocessed nonfood materials less energy ⁹	ID6	9216	24.801	1.8	1.7	-1.3	-1.3	-2.0	1.1
Intermediate Demand by Production Flow									
Stage 4 Intermediate Demand									
Stage 4 intermediate demand.....	ID5	4	100.000	1.8	-0.1	0.4	0.4	0.0	-0.1
Inputs to stage 4 goods producers.....	ID5	41	29.667	1.1	0.3	-0.2	0.3	-0.3	0.2
Goods.....	ID5	411	21.624	0.1	0.4	-0.1	-0.1	-0.2	0.2

See footnotes at end of table.

Table 4. Producer price index percentage changes and weights for Final Demand-Intermediate Demand groupings, not seasonally adjusted — Continued
[September 2024]

Title	Commodity code		Relative Importance Dec. 2023 ¹	Unadjusted 12-month percent change ² Sept. 2023 to Sept. 2024 ^P	Unadjusted 1-month percent change ²				
	Group code	Item code			Apr. to May	May to June ^P	June to July ^P	July to Aug. ^P	Aug. to Sept. ^P
Foods.....	ID5	4111	2.954	-2.5	1.1	-0.3	-0.7	-1.4	1.0
Energy.....	ID5	4112	0.170	-13.3	-0.4	-0.1	-2.1	0.7	1.3
Goods excluding foods and energy.....	ID5	4113	18.500	0.7	0.3	0.0	0.0	-0.1	0.1
Services.....	ID5	412	8.043	3.8	0.1	-0.7	1.5	-0.3	0.1
Trade services.....	ID5	4123	6.035	4.2	0.1	-1.1	2.0	-0.3	0.2
Transportation and warehousing services.....	ID5	4122	4.092	1.3	-0.7	0.6	0.5	-1.0	-0.2
Transportation of passengers.....	ID5	41221	0.076	0.7	-4.7	4.3	-1.6	-3.7	-1.7
Transportation and warehousing of goods.....	ID5	41222	0.416	1.4	0.0	-0.1	0.9	-0.5	0.1
Services less trade, transportation, and warehousing.....	ID5	4121	1.516	3.2	0.2	0.3	-0.4	-0.1	-0.1
Inputs to stage 4 services producers.....	ID5	42	55.647	2.8	-0.2	1.0	0.5	0.1	-0.1
Goods.....	ID5	421	13.690	-0.1	-0.5	1.9	0.4	-0.3	-0.2
Foods.....	ID5	4211	2.275	2.8	0.6	0.5	0.6	-0.7	1.6
Energy.....	ID5	4212	4.008	-4.5	-2.2	6.3	0.7	-1.0	-1.5
Goods excluding foods and energy.....	ID5	4213	7.407	1.6	0.2	-0.1	0.1	0.2	0.1
Services.....	ID5	422	41.904	3.8	-0.2	0.7	0.5	0.2	-0.1
Trade services.....	ID5	4223	4.118	3.8	0.6	0.4	0.8	-0.4	0.1
Transportation and warehousing services.....	ID5	4222	3.751	3.9	-0.4	-0.3	0.1	0.2	-0.1
Transportation of passengers.....	ID5	42221	0.484	0.7	-4.6	4.2	-1.6	-3.7	-1.7
Transportation and warehousing of goods.....	ID5	42222	3.267	4.4	0.2	-0.9	0.4	0.8	0.1
Services less trade, transportation, and warehousing.....	ID5	4221	34.035	3.8	-0.2	0.8	0.5	0.3	-0.1
Construction.....	ID5	423	0.053	4.6	0.0	0.1	0.2	0.1	0.1
Inputs to stage 4 construction producers.....	ID5	43	14.686	-0.8	-0.4	-0.2	0.2	0.0	-0.6
Goods.....	ID5	431	10.699	-1.5	-0.5	-0.5	0.1	0.1	-0.8
Energy.....	ID5	4312	0.763	-25.4	-5.9	-4.5	4.5	-2.4	-10.9
Goods excluding foods and energy.....	ID5	4313	9.936	0.9	-0.1	-0.2	-0.2	0.3	0.0
Services.....	ID5	432	3.987	1.4	-0.1	0.6	0.3	-0.3	0.0
Trade services.....	ID5	4323	1.737	1.1	-0.3	1.3	0.2	-0.2	-0.1
Transportation and warehousing services.....	ID5	4322	0.661	-0.2	0.0	-0.1	1.5	-1.2	-0.1
Transportation of passengers.....	ID5	43221	0.015	0.7	-4.7	4.3	-1.6	-3.7	-1.7
Transportation and warehousing of goods.....	ID5	43222	0.646	-0.2	0.1	-0.2	1.6	-1.2	-0.1
Services less trade, transportation, and warehousing.....	ID5	4321	1.589	2.4	0.1	0.2	-0.1	0.1	0.0
Stage 3 Intermediate Demand									
Stage 3 intermediate demand.....	ID5	3	100.000	0.0	-0.2	0.1	0.4	-0.7	-0.6
Inputs to stage 3 goods producers.....	ID5	31	43.622	0.7	0.6	0.1	0.0	-0.9	-0.4
Goods.....	ID5	311	33.726	0.3	0.8	0.1	-0.2	-1.0	-0.6
Foods.....	ID5	3111	10.039	3.9	2.1	1.2	-0.4	-1.9	-0.4
Energy.....	ID5	3112	1.161	-18.2	-2.3	0.2	0.9	-1.6	-7.6
Goods excluding foods and energy.....	ID5	3113	22.526	-0.2	0.3	-0.4	-0.1	-0.6	-0.4
Services.....	ID5	312	9.896	1.8	0.0	0.2	0.5	-0.4	0.2
Trade services.....	ID5	3123	5.529	2.3	-0.1	0.2	0.2	0.0	0.5
Transportation and warehousing services.....	ID5	3122	2.903	0.4	0.0	0.1	1.3	-1.2	-0.1
Transportation of passengers.....	ID5	31221	0.148	0.7	-4.7	4.3	-1.6	-3.7	-1.7
Transportation and warehousing of goods.....	ID5	31222	2.755	0.4	0.3	-0.2	1.5	-1.0	0.0
Services less trade, transportation, and warehousing.....	ID5	3121	1.464	2.6	0.1	0.1	-0.1	-0.2	0.1
Inputs to stage 3 services producers.....	ID5	32	55.201	-0.5	-0.8	0.1	0.7	-0.6	-0.7
Goods.....	ID5	321	9.933	-16.5	-6.0	-0.8	3.4	-2.5	-4.8
Foods.....	ID5	3211	0.089	-2.7	0.1	-0.2	0.9	-0.7	-1.0
Energy.....	ID5	3212	5.844	-26.7	-9.9	-1.4	5.9	-4.2	-8.3
Goods excluding foods and energy.....	ID5	3213	4.000	1.5	0.2	0.0	-0.2	0.0	0.0
Services.....	ID5	322	44.663	3.6	0.3	0.3	0.1	-0.2	0.2
Trade services.....	ID5	3223	2.808	1.5	1.3	3.7	-1.0	-1.1	0.0
Transportation and warehousing services.....	ID5	3222	10.562	6.4	1.3	-0.2	0.8	0.0	0.0
Transportation of passengers.....	ID5	32221	0.021	0.0	-0.2	0.2	-0.1	-0.2	-0.1
Transportation and warehousing of goods.....	ID5	32222	10.541	6.4	1.3	-0.2	0.8	0.0	0.0
Services less trade, transportation, and warehousing.....	ID5	3221	31.293	2.8	-0.1	0.2	0.0	-0.1	0.3
Construction.....	ID5	323	0.605	4.6	0.0	0.1	0.2	0.1	0.1
Inputs to stage 3 construction producers.....	ID5	33	1.176	0.9	-0.7	0.2	-0.4	-0.1	-0.1
Goods.....	ID5	331	0.571	0.5	-0.2	-0.4	-0.6	-0.4	0.3
Goods excluding foods and energy.....	ID5	3313	0.571	0.5	-0.2	-0.4	-0.6	-0.4	0.3
Services.....	ID5	332	0.605	1.3	-1.2	0.8	-0.2	0.2	-0.4
Trade services.....	ID5	3323	0.558	1.2	-1.3	0.9	-0.2	0.2	-0.5
Transportation and warehousing services.....	ID5	3322	0.016	2.1	0.3	0.2	0.4	-0.4	0.3
Transportation and warehousing of goods.....	ID5	33222	0.016	2.1	0.3	0.2	0.4	-0.4	0.3
Services less trade, transportation, and warehousing.....	ID5	3321	0.031	1.5	-0.3	0.1	-0.1	-0.1	0.0
Stage 2 Intermediate Demand									

See footnotes at end of table.

Table 4. Producer price index percentage changes and weights for Final Demand-Intermediate Demand groupings, not seasonally adjusted — Continued
 [September 2024]

Title	Commodity code		Relative Importance Dec. 2023 ¹	Unadjusted 12-month percent change ² Sept. 2023 to Sept. 2024 ^P	Unadjusted 1-month percent change ²				
	Group code	Item code			Apr. to May	May to June ^P	June to July ^P	July to Aug. ^P	Aug. to Sept. ^P
Stage 2 intermediate demand.....	ID5	2	100.000	-2.4	-0.4	0.9	0.4	-1.1	-1.8
Inputs to stage 2 goods producers.....	ID5	21	50.583	-8.1	-0.9	1.1	1.0	-2.6	-3.8
Goods.....	ID5	211	35.955	-12.6	-1.4	1.3	1.5	-3.6	-5.5
Foods.....	ID5	2111	4.053	-13.9	1.9	-0.7	-0.5	-4.7	-0.8
Energy.....	ID5	2112	16.236	-24.1	-4.0	2.9	3.0	-6.3	-12.0
Goods excluding foods and energy.....	ID5	2113	15.666	1.7	0.6	0.2	0.4	-0.4	-0.1
Services.....	ID5	212	14.340	3.7	0.2	0.8	-0.2	-0.1	0.4
Trade services.....	ID5	2123	5.608	5.4	0.8	1.4	-0.8	-0.4	0.5
Transportation and warehousing services.....	ID5	2122	4.804	1.7	0.1	0.2	0.6	-0.4	0.1
Transportation of passengers.....	ID5	21221	0.178	0.6	-4.5	4.1	-1.6	-3.5	-1.6
Transportation and warehousing of goods.....	ID5	21222	4.626	1.8	0.3	0.1	0.7	-0.3	0.1
Services less trade, transportation, and warehousing.....	ID5	2121	3.928	3.6	-0.5	0.5	-0.4	0.6	0.5
Construction.....	ID5	213	0.288	4.6	0.0	0.1	0.2	0.1	0.1
Inputs to stage 2 services producers.....	ID5	22	49.417	3.9	0.1	0.7	-0.3	0.5	0.2
Goods.....	ID5	221	5.237	-0.9	-0.1	0.0	0.5	0.0	-0.5
Foods.....	ID5	2211	0.050	0.8	1.1	0.2	0.4	0.2	0.0
Energy.....	ID5	2212	0.321	-20.2	-7.2	-1.2	4.3	-2.2	-7.0
Goods excluding foods and energy.....	ID5	2213	4.866	0.5	0.3	0.1	0.3	0.1	-0.1
Services.....	ID5	222	43.217	4.5	0.1	0.8	-0.4	0.6	0.3
Trade services.....	ID5	2223	2.365	9.5	4.3	2.7	-1.1	3.5	0.0
Transportation and warehousing services.....	ID5	2222	2.944	7.0	2.5	0.5	0.2	-2.7	-0.3
Transportation of passengers.....	ID5	22221	0.414	0.7	-4.6	4.2	-1.6	-3.7	-1.7
Transportation and warehousing of goods.....	ID5	22222	2.530	8.1	3.7	0.0	0.5	-2.6	-0.1
Services less trade, transportation, and warehousing.....	ID5	2221	37.908	4.0	-0.3	0.7	-0.4	0.6	0.3
Construction.....	ID5	223	0.963	4.6	0.0	0.1	0.2	0.1	0.1
Stage 1 Intermediate Demand									
Stage 1 intermediate demand.....	ID5	1	100.000	-0.3	-0.5	0.5	0.4	-0.3	-0.7
Inputs to stage 1 goods producers.....	ID5	11	32.332	-1.7	0.2	0.1	0.0	-0.6	-0.3
Goods.....	ID5	111	23.262	-3.6	0.1	0.0	-0.2	-0.9	-0.5
Foods.....	ID5	1111	2.768	-10.1	2.8	-0.9	-3.3	-2.9	0.1
Energy.....	ID5	1112	3.428	-11.0	-2.8	1.9	1.1	-1.1	-1.8
Goods excluding foods and energy.....	ID5	1113	17.066	-1.0	0.3	-0.3	0.1	-0.6	-0.4
Services.....	ID5	112	9.069	3.6	0.2	0.3	0.3	0.3	0.2
Trade services.....	ID5	1123	5.496	3.5	0.4	0.4	0.3	0.3	0.3
Transportation and warehousing services.....	ID5	1122	0.607	0.4	-0.4	1.2	0.0	-1.3	0.0
Transportation of passengers.....	ID5	11221	0.104	0.7	-4.7	4.3	-1.6	-3.7	-1.7
Transportation and warehousing of goods.....	ID5	11222	0.503	0.4	0.5	0.5	0.3	-0.8	0.3
Services less trade, transportation, and warehousing.....	ID5	1121	2.966	4.5	0.0	0.0	0.4	0.5	0.1
Construction.....	ID5	113	0.001	4.6	0.0	0.1	0.2	0.1	0.1
Inputs to stage 1 services producers.....	ID5	12	54.779	0.7	-0.7	1.0	0.7	-0.1	-0.8
Goods.....	ID5	121	16.052	-4.8	-2.4	0.6	1.3	-0.2	-1.8
Foods.....	ID5	1211	0.064	25.3	-6.1	7.5	5.1	16.6	-5.7
Energy.....	ID5	1212	4.999	-17.2	-7.7	1.9	3.9	-1.7	-5.8
Goods excluding foods and energy.....	ID5	1213	10.989	1.7	0.2	0.0	0.1	0.4	0.0
Services.....	ID5	122	38.724	3.1	0.1	1.1	0.5	-0.1	-0.4
Trade services.....	ID5	1223	3.825	2.6	1.0	1.8	0.1	-0.5	0.0
Transportation and warehousing services.....	ID5	1222	4.432	3.2	-1.3	1.0	-0.1	-0.2	-0.5
Transportation of passengers.....	ID5	12221	1.355	0.7	-4.7	4.3	-1.6	-3.7	-1.7
Transportation and warehousing of goods.....	ID5	12222	3.077	4.3	0.2	-0.3	0.6	1.2	0.0
Services less trade, transportation, and warehousing.....	ID5	1221	30.467	3.1	0.1	1.1	0.6	0.0	-0.5
Construction.....	ID5	123	0.003	4.6	0.0	0.1	0.2	0.1	0.1
Inputs to stage 1 construction producers.....	ID5	13	12.891	-1.0	-1.1	-0.1	0.5	0.0	-0.7
Goods.....	ID5	131	9.196	-1.7	-1.3	-0.3	0.5	0.1	-0.9
Energy.....	ID5	1312	0.752	-30.8	-15.2	-2.7	8.2	-2.2	-10.9
Goods excluding foods and energy.....	ID5	1313	8.444	1.5	0.1	-0.1	-0.1	0.3	-0.1
Services.....	ID5	132	3.695	0.9	-0.7	0.5	0.3	-0.3	-0.2
Trade services.....	ID5	1323	2.816	1.3	-1.0	0.6	-0.2	-0.1	-0.2
Transportation and warehousing services.....	ID5	1322	0.783	-0.8	0.2	-0.2	1.8	-1.4	-0.2
Transportation and warehousing of goods.....	ID5	13222	0.783	-0.8	0.2	-0.2	1.8	-1.4	-0.2
Services less trade, transportation, and warehousing.....	ID5	1321	0.096	3.4	0.1	0.6	-0.1	0.7	-0.1
Special Groupings of Intermediate Demand by Production Flow									
Total goods inputs to stage 4 intermediate demand.....	ID5	9411	46.013	-0.3	-0.1	0.4	0.1	-0.2	-0.1
Total services inputs to stage 4 intermediate demand.....	ID5	9412	53.934	3.6	-0.1	0.5	0.6	0.1	-0.1
Total construction inputs to stage 4 intermediate demand.....	ID5	9413	0.053	4.6	0.0	0.1	0.2	0.1	0.1
Total foods inputs to stage 4 intermediate demand.....	ID5	9414	5.229	-0.2	0.9	0.1	-0.1	-1.1	1.2

See footnotes at end of table.

Table 4. Producer price index percentage changes and weights for Final Demand-Intermediate Demand groupings, not seasonally adjusted — Continued
 [September 2024]

Title	Commodity code		Relative Importance Dec. 2023 ¹	Unadjusted 12-month percent change ² Sept. 2023 to Sept. 2024 ^p	Unadjusted 1-month percent change ²				
	Group code	Item code			Apr. to May	May to June ^p	June to July ^p	July to Aug. ^p	Aug. to Sept. ^p
Total energy goods inputs to stage 4 intermediate demand.....	ID5	9415	4.941	-8.6	-2.8	4.2	1.2	-1.2	-2.9
Total goods less foods and energy inputs to stage 4 intermediate demand.	ID5	9416	35.843	0.9	0.2	-0.1	-0.1	0.1	0.1
Total goods inputs to stage 3 intermediate demand.....	ID5	9311	44.230	-3.7	-0.8	-0.1	0.6	-1.4	-1.5
Total services inputs to stage 3 intermediate demand.....	ID5	9312	55.164	3.2	0.3	0.3	0.2	-0.2	0.2
Total construction inputs to stage 3 intermediate demand.....	ID5	9313	0.605	4.6	0.0	0.1	0.2	0.1	0.1
Total foods inputs to stage 3 intermediate demand.....	ID5	9314	10.128	3.8	2.1	1.2	-0.4	-1.9	-0.4
Total energy goods inputs to stage 3 intermediate demand.....	ID5	9315	7.005	-25.4	-8.8	-1.1	5.1	-3.8	-8.2
Total goods less foods and energy inputs to stage 3 intermediate demand.	ID5	9316	27.097	0.1	0.3	-0.3	-0.1	-0.5	-0.3
Total goods inputs to stage 2 intermediate demand.....	ID5	9211	41.192	-11.2	-1.2	1.1	1.4	-3.1	-4.9
Total services inputs to stage 2 intermediate demand.....	ID5	9212	57.557	4.3	0.1	0.8	-0.4	0.4	0.3
Total construction inputs to stage 2 intermediate demand.....	ID5	9213	1.251	4.6	0.0	0.1	0.2	0.1	0.1
Total foods inputs to stage 2 intermediate demand.....	ID5	9214	4.103	-13.8	1.9	-0.6	-0.5	-4.7	-0.8
Total energy goods inputs to stage 2 intermediate demand.....	ID5	9215	16.557	-24.1	-4.0	2.8	3.0	-6.3	-11.9
Total goods less foods and energy inputs to stage 2 intermediate demand.	ID5	9216	20.532	1.4	0.6	0.1	0.4	-0.2	-0.1
Total goods inputs to stage 1 intermediate demand.....	ID5	9111	48.510	-3.7	-1.0	0.1	0.4	-0.5	-1.0
Total services inputs to stage 1 intermediate demand.....	ID5	9112	51.488	3.0	0.0	0.9	0.4	0.0	-0.3
Total construction inputs to stage 1 intermediate demand.....	ID5	9117	0.004	4.6	0.0	0.1	0.2	0.1	0.1
Total foods inputs to stage 1 intermediate demand.....	ID5	9114	2.832	-9.3	2.6	-0.7	-3.1	-2.3	-0.1
Total energy goods inputs to stage 1 intermediate demand.....	ID5	9115	9.179	-16.2	-6.6	1.5	3.1	-1.5	-4.7
Total goods less foods and energy inputs to stage 1 intermediate demand.	ID5	9116	36.499	0.4	0.2	-0.2	0.0	-0.1	-0.2

¹ Comprehensive relative importance figures are initially computed after the publication of December indexes and are recalculated after final December indexes are available. Individual items and subtotals may not add exactly to totals because of rounding differences.

² All indexes are subject to revision for 4 months after their originally scheduled publication to incorporate late reports and corrections by survey respondents. In addition, seasonally adjusted indexes are subject to change for up to 5 years due to the recalculation of seasonal factors published each January.

³ PPI defines Total finished as including only the personal consumption and private capital investment portions of final demand.

⁴ Trade indexes measure changes in margins received by wholesalers and retailers.

⁵ The PPI definition of foods does not include food and beverages for immediate consumption. PPI defines food and beverages for immediate consumption as the service of preparing meals, snacks, and beverages to customer order for immediate on-premises and off-premises consumption.

⁶ Distributive services include transportation, warehousing, and trade of goods.

⁷ Includes intermediate trade, transportation, and warehousing services.

⁸ Includes crude petroleum.

⁹ Excludes crude petroleum.

^p Preliminary

"/" Data not available.

Table 5. Producer price indexes for Final Demand-Intermediate Demand groupings, not seasonally adjusted
 [September 2024, Index base Nov. 2009=100, unless otherwise indicated]

Title	Other index base	Commodity code		Unadjusted index ¹				
		Group code	Item code	May 2024	June 2024 ^P	July 2024 ^P	Aug. 2024 ^P	Sept. 2024 ^P
Final Demand								
Final demand.....		FD	4	144.504	145.205	145.155	145.362	145.126
Final demand goods.....		FD	41	144.297	144.232	144.952	144.507	143.478
Final demand foods.....		FD	411	151.808	152.761	152.710	153.097	154.235
Finished consumer foods ²	00/82	FD	4111	270.740	273.048	273.265	275.980	278.130
Finished consumer foods, crude.....	00/82	FD	411113	249.380	262.830	256.630	290.064	286.974
Finished consumer foods, processed.....	00/82	FD	411112	271.601	272.843	273.667	273.460	276.097
Government purchased foods.....		FD	4112	157.904	159.878	161.097	160.343	161.449
Foods for export.....		FD	4113	144.518	143.442	142.069	137.683	138.489
Final demand energy.....		FD	412	141.064	139.830	142.945	139.868	133.295
Finished consumer energy goods ²	00/82	FD	4121	224.172	221.981	226.063	222.016	212.246
Government purchased energy.....		FD	4122	142.204	142.492	147.789	142.611	134.338
Energy for export.....		FD	4123	127.603	125.154	129.785	125.219	117.795
Final demand goods less foods and energy.....		FD	413	143.324	143.336	143.526	143.668	143.762
Finished goods less foods and energy ²	00/82	FD	4131	252.514	252.618	252.906	253.557	253.906
Finished consumer goods less foods and energy.....	00/82	FD	41311	279.945	279.961	280.228	281.182	281.564
Nondurable consumer goods less foods and energy.....	00/82	FD	413111	365.232	365.233	365.579	367.367	368.177
Durable consumer goods.....	00/82	FD	413112	192.893	192.921	193.106	193.317	193.325
Private capital equipment.....	00/82	FD	41312	217.389	217.565	217.860	218.215	218.521
Private capital equipment for manufacturing industries.....	00/82	FD	413121	235.449	235.650	236.116	236.886	237.108
Private capital equipment for nonmanufacturing industries.....	00/82	FD	413122	211.995	212.164	212.408	212.641	212.971
Government purchased goods, excluding foods and energy.....		FD	4132	139.514	139.572	139.864	139.985	140.258
Government purchased goods excluding foods, energy, and capital equipment.....		FD	41321	147.281	147.296	147.750	147.893	148.185
Government purchased capital equipment.....		FD	41322	127.631	127.738	127.832	127.923	128.169
Goods for export, excluding foods and energy.....		FD	4133	139.034	138.952	139.146	138.895	138.746
Final demand services.....		FD	42	143.504	144.554	144.113	144.622	144.730
Final demand trade services ³		FD	423	152.360	154.891	151.787	153.368	154.139
Trade of finished goods ²		FD	4231	150.344	152.735	149.483	151.044	151.928
Trade of personal consumption goods.....		FD	42311	150.632	152.345	149.531	150.349	151.492
Trade of private capital equipment.....		FD	42312	147.365	152.790	147.594	152.498	152.200
Trade of government purchased goods.....		FD	4232	165.927	170.930	167.838	169.252	169.200
Trade of government purchased goods, excluding capital equipment.....		FD	42321	172.419	176.131	176.064	174.375	174.465
Trade of government purchased capital equipment.....		FD	42322	154.635	161.588	153.862	160.042	159.773
Trade of exports.....		FD	4233	166.188	169.083	167.398	169.226	169.242
Final demand transportation and warehousing services.....		FD	422	149.390	150.717	151.744	149.315	148.591
Transportation of passengers for final demand.....		FD	4221	132.775	138.402	136.170	131.190	128.956
Transportation of private passengers.....		FD	42211	132.782	138.398	136.170	131.200	128.970
Transportation of government passengers.....		FD	42212	132.587	138.151	135.944	131.019	128.810
Transportation of passengers for export.....		FD	42213	132.754	138.430	136.178	131.154	128.901
Transportation and warehousing of goods for final demand.....		FD	4222	155.052	154.691	156.986	155.568	155.438
Transportation and warehousing of finished goods ²		FD	42221	152.679	152.345	154.745	153.322	153.162
Transportation and warehousing of personal consumption goods.....		FD	422211	153.322	152.986	155.352	154.054	153.897
Transportation and warehousing of private capital equipment.....		FD	422212	150.070	149.744	152.286	150.354	150.181
Transportation and warehousing of government purchased goods.....		FD	42222	154.210	153.677	155.735	155.016	154.941
Transportation and warehousing of exports.....		FD	42223	161.869	161.477	163.598	162.030	161.957
Final demand services less trade, transportation, and warehousing.....		FD	421	138.685	139.108	139.583	139.965	139.893
Finished services less trade, transportation, and warehousing ²		FD	4211	138.796	139.175	139.657	140.070	139.986
Finished consumer services less trade, transportation, and warehousing.....		FD	42111	138.305	138.704	139.072	139.516	139.355
Private capital investment services less trade, transportation, and warehousing.....		FD	42112	143.785	144.013	145.388	145.561	146.076
Government purchased services less trade, transportation, and warehousing.....		FD	4212	129.465	129.911	130.321	130.337	130.433
Gov. purchased services less trade, transportation, and warehousing, excl. capital investment.....		FD	42121	130.189	130.691	130.986	131.061	131.113
Government purchased capital investment services less trade, transportation, and warehousing.....		FD	42122	112.875	112.503	114.554	113.712	114.434
Services for export less trade, transportation, and warehousing.....		FD	4213	148.488	149.527	149.982	150.347	150.252
Final demand construction.....		FD	43	175.061	175.646	176.930	176.881	177.091
Construction for private capital investment.....		FD	431	178.997	179.668	180.713	180.635	180.850
Construction for government.....		FD	432	167.786	168.189	169.995	170.004	170.207
Final Demand Special Groupings								
Final demand less exports.....	04/10	FD	49101	142.207	142.931	142.853	143.163	142.948
Final demand less government.....	04/10	FD	49102	142.573	143.255	143.134	143.399	143.209
Final demand less foods, food and nonalcoholic beverages for immediate consumption, and energy ¹	04/10	FD	49103	142.750	143.573	143.244	143.679	143.758
Final demand less foods and energy ⁴	04/10	FD	49104	142.532	143.338	143.078	143.489	143.595
Final demand less foods and food and nonalcoholic beverages for immediate consumption ⁴	04/10	FD	49105	142.196	142.882	142.781	142.983	142.624

See footnotes at end of table.

Table 5. Producer price indexes for Final Demand-Intermediate Demand groupings, not seasonally adjusted — Continued

[September 2024, Index base Nov. 2009=100, unless otherwise indicated]

Title	Other index base	Commodity code		Unadjusted index ¹				
		Group code	Item code	May 2024	June 2024 ^P	July 2024 ^P	Aug. 2024 ^P	Sept. 2024 ^P
Final demand less foods ⁴	04/10	FD	49106	141.953	142.630	142.579	142.773	142.465
Final demand less energy.....	04/10	FD	49107	142.801	143.614	143.366	143.776	143.940
Final demand less trade services.....	01/10	FD	49108	140.982	141.277	141.889	141.795	141.345
Final demand less distributive services ⁵	01/10	FD	49109	140.547	140.870	141.412	141.374	140.909
Final demand goods less energy.....	01/10	FD	49111	143.648	143.865	144.001	144.196	144.516
Final demand goods less foods.....	04/10	FD	49112	139.606	139.328	140.194	139.584	138.124
Final demand services less trade services.....	04/10	FD	49113	138.472	138.976	139.498	139.614	139.482
Final demand distributive services ⁵	04/10	FD	49114	149.698	151.732	149.522	150.609	151.226
Final demand goods plus final demand distributive services ⁵	04/10	FD	49115	144.449	145.249	144.752	144.944	144.609
Final demand less foods, energy, and trade services ⁴	08/13	FD	49116	131.920	132.271	132.699	132.810	132.753
Private and government purchased capital equipment.....	08/13	FD	49117	131.278	131.385	131.552	131.750	131.943
Private and government purchased capital investment services.....	08/13	FD	49118	134.586	136.661	135.585	137.349	137.509
Total private and government purchased capital investment.....	08/13	FD	49119	135.986	137.129	136.809	137.754	137.929
Total finished ²	01/10	FD	49201	143.303	144.023	143.859	144.254	144.087
Total finished less foods, food and nonalcoholic beverages for immediate consumption, and energy ^{2, 4}	12/10	FD	49202	142.211	143.034	142.668	143.199	143.346
Total finished less foods and energy ^{2, 4}	01/10	FD	49203	143.081	143.908	143.544	144.071	144.224
Total finished less foods and food and nonalcoholic beverages for immediate consumption ^{2, 4}	12/10	FD	49204	141.400	142.081	141.900	142.236	141.989
Total finished less foods ^{2, 4}	01/10	FD	49205	142.832	143.521	143.341	143.674	143.431
Total finished less energy ²	01/10	FD	49206	143.577	144.431	144.093	144.675	144.886
Finished goods ²	00/82	FD	49207	258.508	258.462	259.764	259.612	257.640
Finished goods less energy ²	00/82	FD	49208	256.542	257.242	257.510	258.717	259.552
Finished goods, excluding foods ^{2, 4}	00/82	FD	49209	254.619	253.952	255.537	254.629	251.572
Finished services ²	01/10	FD	49210	141.699	142.675	142.173	142.743	142.887
Private capital investment services.....	04/10	FD	49211	144.740	146.875	145.857	147.677	147.848
Finished distributive services ^{2, 5}	04/10	FD	49212	147.528	149.542	147.037	148.207	148.947
Finished services less trade services ²	04/10	FD	49213	138.274	138.723	139.244	139.445	139.314
Finished services less distributive services ^{2, 5}	04/10	FD	49214	137.756	138.248	138.667	138.958	138.828
Total private capital investment (goods, services, and construction).....	04/10	FD	49215	143.995	145.231	144.863	145.900	146.081
Finished goods plus finished distributive services ²	04/10	FD	49216	145.749	146.701	145.878	146.395	146.177
Total exports.....	04/10	FD	49301	141.981	142.455	142.586	142.099	141.768
Goods for export.....	00/82	FD	49302	233.132	232.571	233.017	231.370	230.606
Services for export.....	04/10	FD	49303	154.979	156.587	156.539	156.698	156.515
Total government purchases.....	04/10	FD	49401	138.533	139.325	140.075	139.585	138.887
Government purchased goods.....	00/82	FD	49402	231.145	231.692	234.419	232.250	229.299
Government purchased services.....	04/10	FD	49403	137.098	138.356	138.224	138.297	138.302
Total government purchased capital investment (goods, services, construction).....	08/13	FD	49404	134.402	135.359	135.237	135.930	136.132
Government purchases, defense.....	05/15	FD	49405	125.160	125.684	125.914	125.023	124.393
Government purchases, non-defense.....	05/15	FD	49406	132.938	133.778	134.693	134.438	133.766
Personal consumption.....	01/10	FD	49501	143.062	143.668	143.546	143.799	143.552
Personal consumption goods (finished consumer goods).....	00/82	FD	49502	275.913	275.769	277.510	277.136	274.168
Personal consumption goods less energy.....	00/82	FD	49503	276.531	277.553	277.799	279.527	280.686
Personal consumption goods less foods.....	00/82	FD	49504	276.172	274.983	277.362	275.671	270.538
Personal consumption nondurable goods less foods.....	00/82	FD	49508	312.594	310.860	314.219	311.678	304.245
Personal consumption services.....	04/10	FD	49505	140.700	141.496	141.075	141.454	141.591
Personal consumption less trade services.....	04/10	FD	49506	140.570	140.899	141.445	141.557	140.966
Personal consumption less distributive services ⁵	04/10	FD	49507	140.347	140.700	141.182	141.344	140.737
Personal consumption less foods and energy.....	04/14	FD	49510	131.757	132.425	132.085	132.450	132.584
Personal consumption less foods, energy, and trade services ³	04/14	FD	49511	129.565	129.958	130.297	130.545	130.402
Personal consumption less foods, energy, and distributive services ⁵	04/14	FD	49512	129.624	130.049	130.310	130.622	130.478
Personal consumption goods plus personal consumption distributive services ⁵	08/13	FD	49509	134.145	134.775	134.198	134.364	134.103
Intermediate Demand by Commodity Type								
Processed goods								
Processed goods for intermediate demand.....	00/82	ID6	1	254.860	256.032	257.526	256.511	254.031
Materials and components for manufacturing.....	00/82	ID6	11	234.019	234.339	234.591	234.218	233.567
Materials for manufacturing.....		ID6	111	144.407	144.608	144.838	144.232	143.604
Materials for food manufacturing.....	00/82	ID6	1111	254.119	257.729	259.723	260.286	262.361
Materials for nondurable manufacturing.....	00/82	ID6	1112	262.312	262.503	265.759	265.717	263.272
Materials for durable manufacturing.....	00/82	ID6	1113	278.877	277.952	274.229	271.020	269.889
Components for manufacturing.....	00/82	ID6	112	190.403	190.655	190.706	191.193	191.142
Components for nondurable manufacturing.....		ID6	1121	147.417	147.384	147.471	148.206	148.133
Components for durable manufacturing.....		ID6	1122	134.409	134.597	134.631	134.958	134.924
Materials and components for construction.....	00/82	ID6	12	355.275	354.700	354.100	355.190	354.960
Materials for construction.....		ID6	121	170.330	169.940	169.227	169.236	169.562
Components for construction.....		ID6	122	179.448	179.253	179.308	180.291	179.807
Processed fuels and lubricants for intermediate demand.....	00/82	ID6	13	234.829	239.756	246.295	241.384	230.154
Processed fuels and lubricants to manufacturing industries.....	00/82	ID6	131	238.903	249.621	254.145	251.618	244.960

See footnotes at end of table.

Table 5. Producer price indexes for Final Demand-Intermediate Demand groupings, not seasonally adjusted — Continued

[September 2024, Index base Nov. 2009=100, unless otherwise indicated]

Title	Other index base	Commodity code		Unadjusted index ¹				
		Group code	Item code	May 2024	June 2024 ^P	July 2024 ^P	Aug. 2024 ^P	Sept. 2024 ^P
Processed fuels and lubricants to nonmanufacturing industries.....	00/82	ID6	132	233.817	236.922	244.104	238.436	225.751
Containers for intermediate demand.....	00/82	ID6	14	306.635	306.665	308.233	310.082	311.393
Supplies for intermediate demand.....	00/82	ID6	15	251.611	251.922	252.209	252.266	252.525
Supplies to manufacturing industries.....	00/82	ID6	151	249.456	249.879	249.959	250.306	250.673
Supplies to nonmanufacturing industries.....	00/82	ID6	152	249.948	250.239	250.556	250.567	250.808
Supplies to nonmanufacturing industries, feeds.....	00/82	ID6	1521	216.761	216.979	218.088	215.431	214.096
Supplies to nonmanufacturing industries, other than feeds.....	00/82	ID6	1522	256.271	256.574	256.792	257.146	257.591
Unprocessed goods								
Unprocessed goods for intermediate demand.....	00/82	ID6	2	249.748	251.184	253.151	242.306	231.765
Unprocessed foodstuffs and feedstuffs.....	00/82	ID6	21	227.342	226.283	225.760	217.268	217.707
Unprocessed nonfood materials.....	00/82	ID6	22	255.154	258.341	262.032	249.948	231.889
Unprocessed nonfood materials except fuel.....	00/82	ID6	221	332.917	330.307	334.579	323.487	296.218
Unprocessed nonfood materials except fuel to manufacturing industries.....	00/82	ID6	2211	307.117	304.571	308.612	297.692	271.215
Unprocessed nonfood materials except fuel to nonmanufacturing industries.....	00/82	ID6	2212	373.575	373.831	376.312	379.659	379.441
Unprocessed fuel.....	00/82	ID6	222	95.937	110.557	113.023	99.211	99.772
Unprocessed fuel to manufacturing industries.....	00/82	ID6	2221	217.020	218.813	220.155	221.123	217.463
Unprocessed fuel to nonmanufacturing industries.....	00/82	ID6	2222	91.849	107.730	110.346	95.183	96.017
Services								
Services for intermediate demand.....		ID6	3	150.477	151.429	151.636	151.729	151.801
Trade services for intermediate demand ⁵		ID6	33	175.796	177.172	177.726	177.356	177.616
Trade services for manufacturing industries.....	12/12	ID6	331	160.244	160.042	161.492	161.138	161.595
Trade services for nonmanufacturing industries.....	12/12	ID6	332	156.788	159.403	158.996	158.682	158.705
Transportation and warehousing services for intermediate demand.....		ID6	32	160.355	160.372	161.358	160.603	160.456
Transportation of passengers for intermediate demand.....		ID6	321	132.651	138.214	136.007	131.084	128.875
Transportation of passengers for manufacturing industries.....		ID6	3211	132.732	138.405	136.155	131.135	128.882
Transportation of passengers for nonmanufacturing industries.....		ID6	3212	132.702	138.252	136.051	131.139	128.935
Transportation and warehousing of goods for intermediate demand.....		ID6	322	163.278	162.777	164.063	163.696	163.741
Transportation and warehousing of goods for manufacturing industries.....	12/12	ID6	3221	131.013	130.897	132.484	131.430	131.453
Transportation and warehousing of goods for nonmanufacturing industries.....	12/12	ID6	3222	147.213	146.677	147.676	147.565	147.609
Services less trade, transportation, and warehousing for intermediate demand.....		ID6	31	141.795	142.820	142.807	143.153	143.224
Services less trade, transportation, and warehousing for manufacturing industries.....		ID6	311	133.952	134.303	134.349	134.199	134.192
Services less trade, transportation, and warehousing for nonmanufacturing industries.....		ID6	312	142.043	143.090	143.076	143.439	143.513
Construction								
Construction for intermediate demand.....		ID6	4	151.698	151.832	152.187	152.377	152.486
Intermediate Demand by Commodity Type Special Groupings								
Processed materials less foods and feeds.....	00/82	ID6	9111	256.095	257.145	258.626	257.547	254.667
Processed foods and feeds.....	00/82	ID6	9112	243.044	245.424	247.048	246.656	248.051
Processed energy goods.....	00/82	ID6	9113	235.919	240.874	247.441	242.510	231.232
Processed materials less energy.....	00/82	ID6	9118	256.518	256.744	256.971	256.933	256.652
Processed materials less foods and energy.....	00/82	ID6	9115	257.759	257.709	257.755	257.762	257.260
Intermediate distributive services ⁶	04/10	ID6	9116	167.855	168.397	169.261	168.897	169.060
Processed goods plus intermediate distributive services.....	04/10	ID6	9117	146.450	147.062	147.888	147.387	146.448
Unprocessed materials less agricultural products.....	00/82	ID6	9211	262.006	266.005	272.181	259.590	238.937
Unprocessed energy materials ⁷	00/82	ID6	9212	190.792	196.637	202.958	190.218	166.262
Unprocessed materials less energy.....	00/82	ID6	9213	281.838	279.552	277.723	269.162	270.684
Unprocessed nonfood materials less energy ⁸	00/82	ID6	9216	444.200	438.218	432.403	423.790	428.624
Intermediate Demand by Production Flow								
Stage 4 Intermediate Demand								
Stage 4 intermediate demand.....		ID5	4	151.128	151.787	152.356	152.296	152.139
Inputs to stage 4 goods producers.....		ID5	41	146.946	146.583	147.040	146.670	146.951
Goods.....		ID5	411	139.176	139.094	138.933	138.594	138.900
Foods.....		ID5	4111	142.512	142.118	141.124	139.179	140.528
Energy.....		ID5	4112	134.603	134.426	131.609	132.568	134.344
Goods excluding foods and energy.....		ID5	4113	138.816	138.783	138.775	138.670	138.802
Services.....		ID5	412	172.811	171.518	174.018	173.541	173.744
Trade services.....		ID5	4123	185.002	182.910	186.573	186.065	186.445
Transportation and warehousing services.....		ID5	4122	136.445	137.229	137.930	136.578	136.349
Transportation of passengers.....		ID5	41221	132.753	138.429	136.177	131.154	128.900
Transportation and warehousing of goods.....		ID5	41222	146.204	146.085	147.409	146.683	146.835
Services less trade, transportation, and warehousing.....		ID5	4121	135.124	135.588	135.096	135.025	134.837
Inputs to stage 4 services producers.....		ID5	42	149.719	151.173	151.868	151.956	151.769

See footnotes at end of table.

Table 5. Producer price indexes for Final Demand-Intermediate Demand groupings, not seasonally adjusted — Continued

[September 2024, Index base Nov. 2009=100, unless otherwise indicated]

Title	Other index base	Commodity code		Unadjusted index ¹				
		Group code	Item code	May 2024	June 2024 ^P	July 2024 ^P	Aug. 2024 ^P	Sept. 2024 ^P
Goods.....		ID5	421	146.425	149.158	149.690	149.187	148.952
Foods.....		ID5	4211	150.618	151.366	152.269	151.147	153.512
Energy.....		ID5	4212	137.824	146.481	147.529	146.054	143.870
Goods excluding foods and energy.....		ID5	4213	149.298	149.207	149.323	149.578	149.661
Services.....		ID5	422	150.589	151.618	152.366	152.650	152.479
Trade services.....		ID5	4223	165.868	166.610	167.947	167.280	167.476
Transportation and warehousing services.....		ID5	4222	156.227	155.766	155.990	156.299	156.073
Transportation of passengers.....		ID5	42221	132.261	137.881	135.652	130.677	128.445
Transportation and warehousing of goods.....		ID5	42222	160.947	159.455	160.095	161.300	161.412
Services less trade, transportation, and warehousing.....		ID5	4221	147.290	148.497	149.232	149.614	149.410
Construction.....		ID5	423	151.698	151.832	152.187	152.377	152.486
Inputs to stage 4 construction producers.....		ID5	43	163.775	163.405	163.694	163.714	162.705
Goods.....		ID5	431	168.401	167.510	167.740	167.921	166.535
Energy.....		ID5	4312	150.433	143.641	150.173	146.551	130.602
Goods excluding foods and energy.....		ID5	4313	174.066	173.746	173.349	173.916	173.958
Services.....		ID5	432	151.901	152.835	153.271	152.887	152.823
Trade services.....		ID5	4323	168.157	170.379	170.738	170.433	170.337
Transportation and warehousing services.....		ID5	4322	146.705	146.534	148.745	146.949	146.776
Transportation of passengers.....		ID5	43221	138.386	144.292	141.949	136.723	134.378
Transportation and warehousing of goods.....		ID5	43222	147.684	147.366	149.699	147.975	147.854
Services less trade, transportation, and warehousing.....		ID5	4321	134.539	134.774	134.591	134.688	134.694
Stage 3 Intermediate Demand								
Stage 3 intermediate demand.....		ID5	3	147.892	148.076	148.609	147.540	146.701
Inputs to stage 3 goods producers.....		ID5	31	156.357	156.549	156.499	155.094	154.421
Goods.....		ID5	311	151.983	152.153	151.897	150.311	149.373
Foods.....		ID5	3111	169.050	171.023	170.355	167.102	166.379
Energy.....		ID5	3112	131.360	131.623	132.837	130.709	120.784
Goods excluding foods and energy.....		ID5	3113	150.159	149.579	149.400	148.496	147.971
Services.....		ID5	312	162.698	162.962	163.707	163.087	163.470
Trade services.....		ID5	3123	168.103	168.523	168.778	168.753	169.520
Transportation and warehousing services.....		ID5	3122	149.932	150.013	151.960	150.205	150.037
Transportation of passengers.....		ID5	31221	141.345	147.386	144.990	139.644	137.245
Transportation and warehousing of goods.....		ID5	31222	150.194	149.947	152.130	150.576	150.531
Services less trade, transportation, and warehousing.....		ID5	3121	138.171	138.248	138.147	137.917	138.079
Inputs to stage 3 services producers.....		ID5	32	140.464	140.638	141.607	140.771	139.806
Goods.....		ID5	321	120.673	119.672	123.698	120.608	114.777
Foods.....		ID5	3211	153.428	153.162	154.504	153.382	151.911
Energy.....		ID5	3212	115.807	114.181	120.960	115.858	106.236
Goods excluding foods and energy.....		ID5	3213	138.070	138.026	137.801	137.804	137.793
Services.....		ID5	322	145.439	145.921	146.095	145.837	146.138
Trade services.....		ID5	3223	197.354	204.727	202.669	200.392	200.322
Transportation and warehousing services.....		ID5	3222	171.326	170.926	172.217	172.158	172.205
Transportation of passengers.....		ID5	32221	104.279	104.503	104.414	104.216	104.127
Transportation and warehousing of goods.....		ID5	32222	171.874	171.470	172.768	172.710	172.757
Services less trade, transportation, and warehousing.....		ID5	3221	135.725	136.040	136.040	135.848	136.241
Construction.....		ID5	323	151.698	151.832	152.187	152.377	152.486
Inputs to stage 3 construction producers.....		ID5	33	142.623	142.951	142.413	142.300	142.207
Goods.....		ID5	331	136.420	135.885	135.076	134.601	135.013
Goods excluding foods and energy.....		ID5	3313	173.832	173.150	172.119	171.514	172.039
Services.....		ID5	332	168.923	170.320	170.034	170.335	169.630
Trade services.....		ID5	3323	173.727	175.264	174.936	175.307	174.503
Transportation and warehousing services.....		ID5	3322	116.986	117.208	117.734	117.262	117.639
Transportation and warehousing of goods.....		ID5	33222	123.483	123.718	124.272	123.775	124.172
Services less trade, transportation, and warehousing.....		ID5	3321	128.080	128.218	128.041	127.850	127.863
Stage 2								
Stage 2 intermediate demand.....		ID5	2	135.954	137.187	137.677	136.214	133.770
Inputs to stage 2 goods producers.....		ID5	21	121.821	123.197	124.429	121.214	116.647
Goods.....		ID5	211	115.561	117.049	118.814	114.564	108.253
Foods.....		ID5	2111	143.787	142.851	142.140	135.390	134.352
Energy.....		ID5	2112	84.911	87.341	89.948	84.248	74.151
Goods excluding foods and energy.....		ID5	2113	143.570	143.788	144.426	143.919	143.830
Services.....		ID5	212	154.309	155.487	155.115	154.895	155.477
Trade services.....		ID5	2123	175.328	177.695	176.290	175.503	176.397
Transportation and warehousing services.....		ID5	2122	170.630	171.050	172.027	171.330	171.458
Transportation of passengers.....		ID5	21221	133.275	138.710	136.554	131.745	129.587
Transportation and warehousing of goods.....		ID5	21222	172.767	172.948	174.076	173.576	173.813
Services less trade, transportation, and warehousing.....		ID5	2121	139.798	140.559	139.971	140.842	141.614
Construction.....		ID5	213	151.698	151.832	152.187	152.377	152.486

See footnotes at end of table.

Table 5. Producer price indexes for Final Demand-Intermediate Demand groupings, not seasonally adjusted — Continued

[September 2024, Index base Nov. 2009=100, unless otherwise indicated]

Title	Other index base	Commodity code		Unadjusted index ¹				
		Group code	Item code	May 2024	June 2024 ^P	July 2024 ^P	Aug. 2024 ^P	Sept. 2024 ^P
Inputs to stage 2 services producers.....		ID5	22	148.722	149.738	149.297	150.041	150.293
Goods.....		ID5	221	143.822	143.874	144.595	144.566	143.799
Foods.....		ID5	2211	112.253	112.489	112.935	113.170	113.137
Energy.....		ID5	2212	143.465	141.808	147.900	144.624	134.527
Goods excluding foods and energy.....		ID5	2213	144.576	144.738	145.111	145.292	145.127
Services.....		ID5	222	148.827	149.977	149.377	150.227	150.606
Trade services.....		ID5	2223	189.903	194.948	192.714	199.542	199.558
Transportation and warehousing services.....		ID5	2222	154.600	155.440	155.750	151.496	151.038
Transportation of passengers.....		ID5	22221	133.189	138.841	136.599	131.597	129.353
Transportation and warehousing of goods.....		ID5	22222	159.144	159.114	159.889	155.753	155.617
Services less trade, transportation, and warehousing.....		ID5	2221	147.370	148.368	147.773	148.730	149.191
Construction.....		ID5	223	151.698	151.832	152.187	152.377	152.486
Stage 1 Intermediate Demand								
Stage 1 intermediate demand.....		ID5	1	145.826	146.621	147.260	146.884	145.929
Inputs to stage 1 goods producers.....		ID5	11	142.181	142.271	142.220	141.387	140.941
Goods.....		ID5	111	138.750	138.697	138.453	137.188	136.468
Foods.....		ID5	1111	137.197	135.964	131.426	127.670	127.815
Energy.....		ID5	1112	118.844	121.077	122.352	120.971	118.854
Goods excluding foods and energy.....		ID5	1113	147.370	146.964	147.076	146.229	145.682
Services.....		ID5	112	155.680	156.183	156.687	157.081	157.411
Trade services.....		ID5	1123	167.768	168.431	169.002	169.517	169.995
Transportation and warehousing services.....		ID5	1122	158.915	160.744	160.669	158.586	158.527
Transportation of passengers.....		ID5	11221	132.727	138.402	136.151	131.129	128.875
Transportation and warehousing of goods.....		ID5	11222	163.600	164.471	164.928	163.584	164.061
Services less trade, transportation, and warehousing.....		ID5	1121	114.522	114.553	114.977	115.517	115.669
Construction.....		ID5	113	151.698	151.832	152.187	152.377	152.486
Inputs to stage 1 services producers.....		ID5	12	146.855	148.294	149.339	149.161	147.920
Goods.....		ID5	121	143.596	144.492	146.307	146.042	143.410
Foods.....		ID5	1211	131.759	141.591	148.880	173.637	163.809
Energy.....		ID5	1212	143.957	146.658	152.329	149.742	141.125
Goods excluding foods and energy.....		ID5	1213	151.386	151.431	151.518	152.145	152.197
Services.....		ID5	122	147.550	149.210	149.926	149.787	149.137
Trade services.....		ID5	1223	176.135	179.331	179.565	178.682	178.689
Transportation and warehousing services.....		ID5	1222	145.646	147.160	147.045	146.691	145.981
Transportation of passengers.....		ID5	12221	132.648	138.320	136.070	131.051	128.799
Transportation and warehousing of goods.....		ID5	12222	168.065	167.556	168.550	170.610	170.635
Services less trade, transportation, and warehousing.....		ID5	1221	143.294	144.804	145.677	145.644	144.945
Construction.....		ID5	123	151.698	151.832	152.187	152.377	152.486
Inputs to stage 1 construction producers.....		ID5	13	162.790	162.611	163.353	163.303	162.179
Goods.....		ID5	131	164.068	163.518	164.396	164.534	163.076
Energy.....		ID5	1312	117.835	114.695	124.061	121.377	108.175
Goods excluding foods and energy.....		ID5	1313	172.325	172.073	171.957	172.433	172.346
Services.....		ID5	132	160.689	161.420	161.833	161.321	161.009
Trade services.....		ID5	1323	170.639	171.728	171.463	171.374	171.017
Transportation and warehousing services.....		ID5	1322	121.200	120.920	123.102	121.393	121.204
Transportation and warehousing of goods.....		ID5	13222	125.366	125.076	127.333	125.566	125.370
Services less trade, transportation, and warehousing.....		ID5	1321	142.162	143.059	142.886	143.861	143.782
Intermediate Demand by Production Flow Special Groupings								
Total goods inputs to stage 4 intermediate demand.....	04/10	ID5	9411	144.166	144.751	144.876	144.600	144.401
Total services inputs to stage 4 intermediate demand.....	04/10	ID5	9412	153.685	154.399	155.357	155.490	155.377
Total construction inputs to stage 4 intermediate demand.....	04/10	ID5	9413	150.442	150.574	150.926	151.115	151.222
Total foods inputs to stage 4 intermediate demand.....	04/10	ID5	9414	142.796	142.890	142.715	141.160	142.906
Total energy goods inputs to stage 4 intermediate demand.....	04/10	ID5	9415	128.209	133.622	135.264	133.673	129.784
Total goods less foods and energy inputs to stage 4 intermediate demand.....	04/10	ID5	9416	147.934	147.822	147.747	147.876	147.975
Total goods inputs to stage 3 intermediate demand.....	04/10	ID5	9311	136.772	136.639	137.431	135.570	133.504
Total services inputs to stage 3 intermediate demand.....	04/10	ID5	9312	147.396	147.848	148.109	147.800	148.102
Total construction inputs to stage 3 intermediate demand.....	04/10	ID5	9313	150.442	150.574	150.926	151.115	151.222
Total foods inputs to stage 3 intermediate demand.....	04/10	ID5	9314	150.344	152.083	151.504	148.625	147.976
Total energy goods inputs to stage 3 intermediate demand.....	04/10	ID5	9315	115.898	114.584	120.407	115.844	106.361
Total goods less foods and energy inputs to stage 3 intermediate demand.....	04/10	ID5	9316	142.378	141.902	141.709	140.986	140.580
Total goods inputs to stage 2 intermediate demand.....	04/10	ID5	9211	112.790	114.061	115.636	112.015	106.566
Total services inputs to stage 2 intermediate demand.....	04/10	ID5	9212	150.618	151.778	151.230	151.830	152.258
Total construction inputs to stage 2 intermediate demand.....	04/10	ID5	9213	150.442	150.574	150.926	151.115	151.222
Total foods inputs to stage 2 intermediate demand.....	04/10	ID5	9214	144.247	143.324	142.628	135.947	134.919
Total energy goods inputs to stage 2 intermediate demand.....	04/10	ID5	9215	83.791	86.124	88.716	83.162	73.276
Total goods less foods and energy inputs to stage 2 intermediate demand.....	04/10	ID5	9216	135.599	135.793	136.336	136.010	135.909
Total goods inputs to stage 1 intermediate demand.....	04/10	ID5	9111	128.517	128.677	129.239	128.623	127.305

See footnotes at end of table.

Table 5. Producer price indexes for Final Demand-Intermediate Demand groupings, not seasonally adjusted — Continued

[September 2024, Index base Nov. 2009=100, unless otherwise indicated]

Title	Other index base	Commodity code		Unadjusted index ¹				
		Group code	Item code	May 2024	June 2024 ^p	July 2024 ^p	Aug. 2024 ^p	Sept. 2024 ^p
Total services inputs to stage 1 intermediate demand.....	04/10	ID5	9112	149.035	150.428	151.084	151.013	150.556
Total construction inputs to stage 1 intermediate demand.....	04/10	ID5	9117	150.442	150.574	150.926	151.115	151.222
Total foods inputs to stage 1 intermediate demand.....	04/10	ID5	9114	128.899	127.996	124.002	121.131	121.037
Total energy goods inputs to stage 1 intermediate demand.....	04/10	ID5	9115	126.866	128.796	132.847	130.817	124.679
Total goods less foods and energy inputs to stage 1 intermediate demand.....	04/10	ID5	9116	127.458	127.262	127.309	127.209	126.987

¹ All indexes are subject to revision for 4 months after their originally scheduled publication to incorporate late reports and corrections by survey respondents. In addition, seasonally adjusted indexes are subject to change for up to 5 years due to the recalculation of seasonal factors published each January.

² PPI defines Total finished as including only the personal consumption and private capital investment portions of final demand.

³ Trade indexes measure changes in margins received by wholesalers and retailers.

⁴ The PPI definition of foods does not include food and beverages for immediate consumption. PPI defines food and beverages for immediate consumption as the service of preparing meals, snacks, and beverages to customer order for immediate on-premises and off-premises consumption.

⁵ Distributive services include transportation, warehousing, and trade of goods.

⁶ Includes intermediate trade, transportation, and warehousing services.

⁷ Includes crude petroleum.

⁸ Excludes crude petroleum.

p Preliminary

"/" Data not available.

Table 6. Producer price index percentage changes for selected aggregate commodity and service groupings, not seasonally adjusted
 [September 2024]

Title	Commodity code		Unadjusted 12-month percent change ¹ Sept. 2023 to Sept. 2024 ^P	Unadjusted 1-month percent change ¹				
	Group code	Item code		Apr. to May	May to June ^P	June to July ^P	July to Aug. ^P	Aug. to Sept. ^P
Goods								
All commodities.....	00	000000	-2.5	-0.6	0.2	0.6	-0.7	-1.2
Farm products, processed foods and feeds.....	PFF	PLUS02	1.5	0.6	0.3	-0.1	-0.9	0.4
Farm products.....	01	—	-0.3	1.5	-0.3	-1.3	-2.5	-0.4
Processed foods and feeds.....	02	—	2.2	0.3	0.6	0.4	-0.2	0.7
Industrial commodities.....	IND	THRU15	-3.3	-0.9	0.2	0.7	-0.7	-1.5
Textile products and apparel.....	03	—	0.3	0.5	-0.3	-0.2	-0.1	-0.4
Hides, skins, leather, and related products.....	04	—	-2.5	0.1	-0.5	-0.4	-0.4	-0.2
Fuels and related products and power.....	05	—	-16.0	-4.3	0.9	2.6	-2.7	-5.9
Chemicals and allied products.....	06	—	0.5	-0.3	0.1	0.9	0.0	-0.7
Rubber and plastic products.....	07	—	1.3	-0.2	0.0	0.0	0.3	0.0
Lumber and wood products.....	08	—	-1.1	-0.8	-0.2	-0.5	0.3	0.3
Pulp, paper, and allied products.....	09	—	2.1	-0.1	0.0	-0.1	0.5	0.4
Metals and metal products.....	10	—	-0.3	1.3	-0.4	-0.5	-1.0	-0.1
Machinery and equipment.....	11	—	2.7	0.2	0.1	0.0	0.2	0.1
Furniture and household durables.....	12	—	0.8	0.2	0.1	0.0	0.3	-0.2
Nonmetallic mineral products.....	13	—	4.0	0.3	0.0	0.4	0.2	0.2
Transportation equipment.....	14	—	1.4	0.0	0.1	0.2	0.1	0.1
Miscellaneous products.....	15	—	5.9	1.3	-0.2	0.3	0.7	0.3
Industrial commodities less fuels.....	ILF	T15M05	1.5	0.2	0.0	0.1	0.0	0.0
Other commodity groupings								
Petroleum products, refined.....	05	7	-27.7	-8.5	-4.6	6.2	-3.4	-10.7
Industrial chemicals.....	06	1	-0.9	-0.5	0.5	2.3	-0.2	-1.4
Rubber and rubber products.....	07	1	2.2	0.2	0.2	-0.2	0.0	0.1
Lumber.....	08	1	-0.6	-1.8	-0.3	-0.9	1.6	1.4
Iron and steel.....	10	1	-9.2	0.0	-1.8	-2.1	-1.7	-1.0
Nonferrous metals.....	10	2	7.8	4.3	0.2	0.0	-2.6	0.9
General purpose machinery and equipment.....	11	4	3.4	0.3	0.0	0.1	0.8	-0.2
Electrical machinery and equipment.....	11	7	2.3	0.1	0.2	-0.1	-0.1	0.2
Electronic components and accessories.....	11	78	-0.3	-0.2	-0.2	-1.0	0.0	0.1
Aircraft and aircraft equipment.....	14	2	2.6	0.1	0.2	0.2	0.2	0.0
Services and construction								
Transportation services.....	30	—	1.3	-0.7	0.6	0.6	-0.9	-0.3
Services related to transportation activities.....	31	—	8.4	3.1	0.2	0.9	-1.9	-0.1
Warehousing, storage, and related activities.....	32	—	0.9	-0.7	-2.7	0.6	-1.0	0.2
Publishing sales, excluding software.....	33	—	5.7	0.3	0.6	0.4	-0.1	0.0
Software publishing.....	34	—	4.1	0.7	-0.3	2.0	-0.9	0.6
Network compensation from broadcast and cable television and radio.....	35	—	0.7	0.0	0.5	0.0	0.0	0.0
Advertising space and time sales.....	36	—	8.4	0.2	-0.5	-0.4	-1.2	0.3
Telecommunication, cable, and internet user services.....	37	—	3.1	0.5	0.0	0.1	0.2	-0.4
Data processing and related services.....	38	—	1.4	0.4	-0.5	0.2	-0.1	-0.2
Credit intermediation services (partial).....	39	—	5.8	-1.9	0.9	-2.1	3.1	-0.6
Investment services.....	40	—	8.8	-0.5	1.3	1.7	0.4	-0.7
Insurance and annuities.....	41	—	4.3	0.6	0.1	0.1	0.4	0.4
Commissions and fees from sales and administration of insurance policies (partial).....	42	—	2.5	0.0	0.0	0.7	0.0	0.0
Real estate services (partial).....	43	—	0.8	-0.1	1.3	0.9	0.1	-0.5
Rental and leasing of goods (partial).....	44	—	1.3	-0.3	3.5	2.0	-1.4	-1.5
Professional services (partial).....	45	—	4.2	0.3	0.2	-0.3	0.1	-0.2
Employment services.....	46	—	2.4	0.0	-0.3	0.7	-0.6	2.5
Travel arrangement services.....	47	—	-1.8	0.2	-0.6	2.1	0.0	0.0
Selected security services (partial).....	48	—	7.5	-0.1	0.4	0.2	0.0	0.4
Cleaning and building maintenance services (partial).....	49	—	5.5	1.6	0.1	0.2	0.0	0.0
Waste collection and remediation services (partial).....	50	—	4.6	1.5	-0.4	-0.4	-0.3	1.2
Health care services.....	51	—	3.3	0.3	0.1	0.3	0.4	0.1
Accommodation services.....	53	—	2.1	1.6	5.7	-2.7	-0.5	-1.0
Food and beverages for immediate consumption services (partial).....	54	—	3.5	-0.6	0.5	0.2	-0.4	0.5
Repair and maintenance services (partial).....	55	—	6.0	0.7	0.4	0.2	0.8	0.1
Entertainment services (partial).....	56	—	2.8	-0.9	-1.8	0.5	-1.1	1.5
Wholesale trade services.....	57	—	4.5	-0.2	2.3	-1.1	0.4	0.1
Retail trade services.....	58	—	-1.9	1.6	0.1	-1.9	1.4	0.9
Metal treatment services.....	59	—	2.2	-0.1	-0.2	0.0	-0.4	0.1

See footnotes at end of table.

Table 6. Producer price index percentage changes for selected aggregate commodity and service groupings, not seasonally adjusted — Continued
 [September 2024]

Title	Commodity code		Unadjusted 12-month percent change ¹	Unadjusted 1-month percent change ¹				
	Group code	Item code		Sept. 2023 to Sept. 2024 ^p	Apr. to May	May to June ^p	June to July ^p	July to Aug. ^p
Mining services.....	60	—	2.9	0.0	-1.0	0.3	1.2	0.3
Contract work on textile products, apparel, and leather.....	61	—	2.4	-0.1	0.7	0.0	1.4	0.0
Construction (partial).....	80	—	1.6	0.0	0.3	0.7	0.0	0.1

¹ All indexes are subject to revision for 4 months after their originally scheduled publication to incorporate late reports and corrections by survey respondents.

^p Preliminary

“—” Data not available.

NOTE: The term “(partial)” denotes incomplete coverage of the index category.

Table 7. Producer price index percentage changes for commodity and service groupings and individual items, not seasonally adjusted [September 2024]

Title	Commodity code		Unadjusted 12-month percent change ¹	Unadjusted 1-month percent change ¹				
	Group code	Item code		Sept. 2023 to Sept. 2024 ^P	Apr. to May	May to June ^P	June to July ^P	July to Aug. ^P
Goods								
All commodities.....	00	000000	-2.5	-0.6	0.2	0.6	-0.7	-1.2
Industrial commodities.....	IND	THRU15	-3.3	-0.9	0.2	0.7	-0.7	-1.5
Farm products, processed foods and feeds.....	PFF	PLUS02	1.5	0.6	0.3	-0.1	-0.9	0.4
Farm products.....	01	—	-0.3	1.5	-0.3	-1.3	-2.5	-0.4
Fruits & melons, fresh/dry vegs. & nuts.....	01	1	5.2	0.5	-4.5	1.7	-0.2	2.4
Fresh fruits and melons.....	01	11	4.6	-2.1	-6.3	10.3	-2.9	8.3
Citrus fruits.....	01	1101	-5.9	5.6	3.2	-1.7	6.1	3.7
Grapefruits.....	01	110101	—	-1.0	-13.2	3.7	2.8	—
Lemons.....	01	110104	-15.5	16.2	12.1	-0.2	-10.0	-2.2
Valencia oranges.....	01	110105	45.2	-0.5	9.3	-4.6	20.8	7.5
Navel oranges.....	01	110106	—	6.6	-1.3	—	—	—
Other fruits and berries.....	01	1102	7.6	-3.8	-7.6	13.1	-3.8	9.1
Plums and fresh prunes.....	01	110201	-8.1	—	—	—	-15.5	8.7
Nectarines.....	01	110202	-13.1	—	—	-19.8	24.6	6.6
Cherries.....	01	110203	—	—	—	141.9	—	—
Apricots.....	01	110204	—	—	—	—	—	—
Avocados.....	01	110205	-24.8	-5.4	14.0	13.5	12.0	-13.6
Kiwifruit.....	01	110206	—	0.0	—	—	—	—
Granny Smith apples.....	01	110208	—	-8.8	-2.6	0.4	3.5	36.0
Golden delicious apples.....	01	110211	—	10.2	0.0	-1.0	11.5	-2.4
Red delicious apples.....	01	110215	-24.4	1.5	-4.5	0.6	-4.1	13.6
McIntosh apples.....	01	110216	-5.5	0.6	0.0	2.2	0.0	-2.8
Peaches.....	01	110219	-26.1	—	—	-3.4	28.3	-3.4
Gala apples.....	01	110220	-4.9	10.2	1.6	2.2	0.2	-10.1
Pears.....	01	110221	18.9	8.2	3.0	11.7	0.1	-1.7
Strawberries.....	01	110222	126.7	-38.1	-30.8	100.0	-8.3	45.5
Raspberries.....	01	110224	4.8	—	—	108.3	-32.0	29.4
Blackberries.....	01	110225	53.8	—	—	0.0	90.9	-4.8
Blueberries.....	01	110227	—	—	17.7	-36.5	-20.8	137.5
Grapes.....	01	110228	-3.8	0.0	-0.2	2.2	-3.5	-7.3
Table grapes.....	01	1102281	-21.9	—	—	6.9	-10.4	-23.3
Raisin grapes.....	01	1102282	-7.7	0.0	0.0	0.0	0.0	0.0
Wine grapes.....	01	1102283	6.8	0.0	0.0	0.0	0.0	0.0
Juice grapes.....	01	1102284	-6.6	0.0	0.0	-6.6	0.0	0.0
Fuji apples.....	01	110229	-27.9	-5.1	1.1	-0.2	-3.9	22.5
Empire apples.....	01	110230	—	0.0	0.0	4.5	0.0	—
Melons.....	01	1103	-7.5	—	-16.4	8.4	-20.3	10.4
Cantaloupes.....	01	110301	-6.9	—	—	-6.0	-26.9	35.1
Honeydews.....	01	110302	28.6	—	—	11.2	-31.7	13.2
Watermelons.....	01	110303	-12.1	—	-16.4	16.2	-14.9	-0.2
Fresh and dry vegetables.....	01	13	7.7	3.1	-4.4	-5.4	2.5	-2.5
Dry vegetables.....	01	1301	-12.3	0.8	0.5	-4.4	-6.5	-8.4
Dry beans.....	01	130111	-12.1	0.0	0.0	-0.5	-1.9	-12.3
Dry pinto beans.....	01	130110	-8.0	0.0	0.0	0.0	0.0	-15.1
Dry great northern beans.....	01	130111	-4.8	0.0	0.0	0.0	0.0	-4.8
Dry pea beans.....	01	130113	—	0.0	0.0	0.0	—	—
Dry kidney beans.....	01	130114	—	0.0	0.0	—	—	—
Dry garbanzo beans.....	01	130116	-8.5	0.0	0.0	-2.5	-7.6	-0.8
Dry black beans.....	01	130117	-19.4	0.0	0.0	0.0	—	—
Dry peas and lentils.....	01	13012	-12.7	1.9	1.1	-9.7	-13.5	-1.7
Dry peas.....	01	130120	-7.0	7.2	-1.5	-1.6	-10.5	-3.6
Dry lentils.....	01	130121	-21.8	-5.4	5.2	-21.6	-18.9	2.1
Fresh vegetables, except potatoes.....	01	1302	10.3	6.1	-5.7	-9.1	-0.3	-7.0
Cabbage.....	01	130211	35.9	2.1	68.8	9.1	-30.4	34.6
Carrots.....	01	130212	8.5	0.0	-0.8	0.0	2.9	0.0
Celery.....	01	130213	-7.9	25.2	-6.7	-37.3	-14.9	12.8
Sweet corn.....	01	130214	—	-17.2	13.7	-17.0	-40.9	—
Lettuce.....	01	130215	25.4	40.8	-20.2	-30.7	-8.0	-5.1
Dry onions.....	01	130216	2.2	-24.8	-33.7	16.5	-0.7	-6.6
Tomatoes.....	01	130217	15.6	-17.8	-41.4	79.4	79.3	-37.5
Snap beans.....	01	130218	26.3	—	—	—	—	-7.7
Asparagus.....	01	130221	—	—	-7.3	—	—	—

See footnotes at end of table.

Table 7. Producer price index percentage changes for commodity and service groupings and individual items, not seasonally adjusted — Continued
[September 2024]

Title	Commodity code		Unadjusted 12-month percent change ¹	Unadjusted 1-month percent change ¹				
	Group code	Item code		Sept. 2023 to Sept. 2024 ^P	Apr. to May	May to June ^P	June to July ^P	July to Aug. ^P
Broccoli.....	01	130222	18.0	-7.2	18.6	15.3	-21.1	2.6
Cauliflower.....	01	130223	-6.2	-6.5	54.0	-39.4	-3.7	58.2
Spinach.....	01	130224	15.5	82.2	-52.8	38.2	-1.8	0.0
Greens.....	01	130225	11.0	4.3	-4.3	14.8	-13.0	6.0
Endive.....	01	130226	122.5	37.4	-3.5	-1.5	-10.6	0.0
Green peppers.....	01	130228	11.0	-11.0	114.1	-31.2	-8.8	-25.3
Eggplant.....	01	130229	11.1	-20.9	-39.3	29.4	-	-
Squash.....	01	130231	-31.6	-26.9	530.5	-61.3	-34.2	19.3
Beets.....	01	130232	91.3	10.8	0.9	64.1	-16.2	14.3
Cucumbers.....	01	130234	22.1	-26.6	-12.4	-	-	93.6
Artichokes.....	01	130235	107.7	-	-12.0	-11.6	31.6	21.8
Sweet potatoes.....	01	1303	13.8	-0.7	-0.3	-2.7	2.1	0.4
Sweet potatoes.....	01	130301	13.8	-0.7	-0.3	-2.7	2.1	0.4
Potatoes.....	01	1306	6.7	-6.4	-2.0	8.3	15.0	11.8
Long white potatoes.....	01	130601	-	-	-	4.2	-	-
Round white potatoes.....	01	130602	-	-	-	23.1	-	-
Russet potatoes.....	01	130603	-9.6	-6.1	-0.5	3.7	19.6	19.2
Round red potatoes.....	01	130604	27.0	-8.6	25.2	11.5	-9.0	-18.9
Round yellow potatoes.....	01	130605	-13.2	-	-	-	-	-
Tree nuts.....	01	19	0.7	0.0	0.0	0.0	0.0	0.0
Tree nuts.....	01	1901	0.7	0.0	0.0	0.0	0.0	0.0
Pecans.....	01	190101	0.0	0.0	0.0	0.0	0.0	0.0
Almonds.....	01	190102	1.0	0.0	0.0	0.0	0.0	0.0
Filberts.....	01	190103	0.0	0.0	0.0	0.0	0.0	0.0
Walnuts.....	01	190104	0.0	0.0	0.0	0.0	0.0	0.0
Macadamias.....	01	190105	0.0	0.0	0.0	0.0	0.0	0.0
Pistachios.....	01	190106	0.0	0.0	0.0	0.0	0.0	0.0
Grains.....	01	2	-18.4	8.6	-3.7	-10.8	-4.6	2.2
Wheat.....	01	21	-19.7	18.3	-9.8	-11.0	-5.0	4.5
Wheat.....	01	2101	-19.7	18.3	-9.8	-11.0	-5.0	4.5
Hard red winter wheat.....	01	210101	-22.2	23.6	-8.2	-14.1	-4.0	4.7
Hard red spring wheat.....	01	210102	-23.6	8.4	-17.3	-3.0	-6.8	6.5
Soft white wheat.....	01	210103	-14.1	12.2	-7.1	-6.6	-2.7	3.0
Soft red winter wheat.....	01	210104	-4.4	21.2	-9.4	-11.4	-8.0	3.7
Hard amber durum wheat.....	01	210105	-36.7	0.1	-6.5	-11.4	-5.0	1.4
Other grains.....	01	22	-18.7	7.4	-2.5	-11.3	-4.8	2.0
Barley.....	01	2201	-34.0	3.0	0.8	-9.0	-13.2	13.7
Barley.....	01	220101	-34.0	3.0	0.8	-9.0	-13.2	13.7
Corn.....	01	2202	-18.5	7.5	-2.5	-11.3	-4.7	1.8
Corn.....	01	220205	-18.5	7.5	-2.5	-11.3	-4.7	1.8
Oats.....	01	2203	-16.3	10.9	-12.7	-4.9	1.7	1.6
Oats.....	01	220311	-16.3	10.9	-12.7	-4.9	1.7	1.6
Rye.....	01	2204	-	0.0	0.0	0.0	0.0	-
Rye.....	01	220415	-	0.0	0.0	0.0	0.0	-
Sorghum.....	01	2205	-18.6	7.2	-4.4	-12.5	-3.5	1.8
Sorghum.....	01	220501	-18.6	7.2	-4.4	-12.5	-3.5	1.8
Rough rice.....	01	23	-8.2	-1.5	-2.6	-1.0	-1.4	0.0
Rough rice.....	01	2301	-8.2	-1.5	-2.6	-1.0	-1.4	0.0
Rough rice.....	01	230103	-8.2	-1.5	-2.6	-1.0	-1.4	0.0
Long grain rough rice.....	01	2301031	-2.6	-1.2	-2.5	-1.3	-2.6	0.0
Medium/short grain rough rice.....	01	2301032	-19.5	-2.3	-2.9	-0.5	1.5	0.0
Livestock.....	01	3	3.1	1.1	-0.7	1.9	-4.7	-4.5
Slaughter cattle.....	01	31	3.3	2.6	1.4	1.5	-2.6	-3.6
Slaughter steers and heifers.....	01	3101	-1.6	2.5	1.1	1.0	-2.6	-3.0
Slaughter steers and heifers.....	01	310199	-1.6	2.5	1.1	1.0	-2.6	-3.0
Slaughter cows and bulls.....	01	3102	21.8	3.0	2.2	3.3	-3.3	-5.9
Slaughter cows and bulls.....	01	310299	21.8	3.0	2.2	3.3	-3.3	-5.9
Slaughter vealers.....	01	3103	16.3	0.9	1.0	1.3	6.4	3.3
Slaughter vealers.....	01	310399	16.3	0.9	1.0	1.3	6.4	3.3
Slaughter hogs.....	01	32	-0.1	-4.2	-2.1	4.9	-8.3	-5.6
Slaughter barrows and gilts.....	01	3201	-1.0	-3.4	-3.0	4.5	-8.4	-5.9
Slaughter barrows and gilts.....	01	320199	-1.0	-3.4	-3.0	4.5	-8.4	-5.9
Slaughter sows.....	01	3202	34.7	-34.3	44.7	17.1	-7.7	3.3

See footnotes at end of table.

Table 7. Producer price index percentage changes for commodity and service groupings and individual items, not seasonally adjusted — Continued
 [September 2024]

Title	Commodity code		Unadjusted 12-month percent change ¹	Unadjusted 1-month percent change ¹				
	Group code	Item code		Sept. 2023 to Sept. 2024 ^P	Apr. to May	May to June ^P	June to July ^P	July to Aug. ^P
Slaughter sows.....	01	320299	34.7	-34.3	44.7	17.1	-7.7	3.3
Slaughter lambs.....	01	33	1.2	-5.5	2.3	-16.9	-7.8	5.0
Slaughter lambs.....	01	3301	1.2	-5.5	2.3	-16.9	-7.8	5.0
Slaughter lambs.....	01	330199	1.2	-5.5	2.3	-16.9	-7.8	5.0
Feeder and replacement cattle.....	01	34	4.5	2.2	-2.2	1.3	-5.0	-5.1
Feeder and replacement cattle.....	01	3401	4.5	2.2	-2.2	1.3	-5.0	-5.1
Feeder and replacement cattle.....	01	340199	4.5	2.2	-2.2	1.3	-5.0	-5.1
Slaughter poultry.....	01	4	6.9	0.1	-1.4	1.5	-7.2	3.4
Slaughter chickens.....	01	41	11.0	-0.7	-0.6	0.6	-6.2	2.4
Broilers and other meat type chickens.....	01	4102	11.0	-0.7	-0.6	0.6	-6.2	2.4
Slaughter chickens.....	01	410299	11.0	-0.7	-0.6	0.6	-6.2	2.4
Slaughter turkeys.....	01	42	-17.1	7.7	-8.6	10.0	-16.0	13.0
Slaughter turkeys.....	01	4201	-17.1	7.7	-8.6	10.0	-16.0	13.0
Slaughter turkeys.....	01	420199	-17.1	7.7	-8.6	10.0	-16.0	13.0
Slaughter ducks.....	01	43	0.0	0.0	0.0	0.0	0.0	0.0
Slaughter ducks.....	01	4301	0.0	0.0	0.0	0.0	0.0	0.0
Slaughter ducks.....	01	430199	0.0	0.0	0.0	0.0	0.0	0.0
Raw cotton.....	01	5	-22.0	-15.6	-1.3	-6.4	0.2	3.6
Raw cotton.....	01	51	-22.0	-15.6	-1.3	-6.4	0.2	3.6
Raw cotton.....	01	5101	-22.0	-15.6	-1.3	-6.4	0.2	3.6
Raw cotton.....	01	510101	-22.0	-15.6	-1.3	-6.4	0.2	3.6
Upland cotton.....	01	5101011	-21.9	-16.7	-1.2	-6.4	1.4	3.8
Pima cotton.....	01	5101012	-23.5	0.0	-1.8	-6.1	-13.1	0.0
Raw milk.....	01	6	13.9	7.3	3.6	0.0	3.5	1.3
Raw milk.....	01	61	13.9	7.3	3.6	0.0	3.5	1.3
Raw milk.....	01	6101	13.9	7.3	3.6	0.0	3.5	1.3
Raw milk.....	01	610102	13.9	7.3	3.6	0.0	3.5	1.3
Chicken eggs.....	01	7	124.3	-33.6	55.4	-3.5	44.8	-7.3
Chicken eggs.....	01	71	124.3	-33.6	55.4	-3.5	44.8	-7.3
Eggs for fresh use.....	01	7107	121.3	-34.8	55.9	-8.9	55.1	-6.2
Eggs, jumbo.....	01	710701	97.8	-32.4	55.7	-5.7	58.5	-10.3
Eggs, extra large.....	01	710702	114.8	-33.3	62.0	-7.9	58.4	-9.9
Eggs, large.....	01	710703	123.6	-35.3	58.7	-7.9	62.5	-10.7
Eggs, medium.....	01	710704	127.2	-34.3	38.9	-15.3	14.2	33.9
Eggs, small.....	01	710705	64.9	-38.2	18.6	0.0	5.0	18.1
Breaker stock and checks and undergrades.....	01	7108	130.3	-31.4	54.4	6.1	29.0	-9.3
Breaker stock.....	01	710801	126.2	-31.2	54.5	5.6	29.4	-10.9
Checks and undergrades.....	01	710802	161.1	-32.9	53.2	10.2	26.0	2.0
Hay, hayseeds, and oilseeds.....	01	8	-22.9	5.8	-4.6	-1.4	-14.0	2.4
Hay and hayseeds.....	01	81	-13.1	28.1	-17.3	4.2	-29.2	29.8
Hay and hayseeds.....	01	8101	-13.1	28.1	-17.3	4.2	-29.2	29.8
Alfalfa hay.....	01	810101	-16.4	13.5	-14.5	6.9	-20.9	19.9
All other hay.....	01	810102	-9.7	43.2	-19.6	1.8	-36.9	41.2
Oilseeds.....	01	83	-24.5	2.4	-2.2	-2.3	-11.4	-1.3
Oilseeds.....	01	8301	-24.5	2.4	-2.2	-2.3	-11.4	-1.3
Peanuts.....	01	830111	-2.0	-6.8	-10.7	23.4	-10.1	4.2
Cottonseed.....	01	830121	22.7	5.2	6.8	2.2	5.0	0.0
Soybeans.....	01	830131	-27.1	2.7	-2.3	-3.5	-12.5	-1.6
Flaxseed.....	01	830151	-1.8	-	-	-	-1.7	-3.5
Sunflower.....	01	830161	-10.3	6.0	12.5	2.1	3.7	1.9
Canola.....	01	830171	-29.9	4.0	-6.7	1.0	-10.5	-7.3
Miscellaneous oil crops.....	01	830181	-0.1	-0.1	-0.9	0.0	-1.0	0.0
Processed foods and feeds.....	02	-	2.2	0.3	0.6	0.4	-0.2	0.7
Cereal and bakery products.....	02	1	-1.4	0.3	-0.3	-0.1	0.1	-0.1
Bakery products.....	02	11	0.7	0.0	-0.1	0.1	0.1	-0.2
Bread (white, wheat, rye, etc.), including frozen.....	02	1102	-0.1	0.1	0.0	0.1	0.1	-0.3
Bread (white, wheat, rye, etc.), including frozen.....	02	110201	-0.1	0.1	0.0	0.1	0.1	-0.3
White pan bread.....	02	11020111	-0.1	0.3	-0.2	0.2	0.0	-0.6
White hearth bread (French, Italian, etc.).....	02	11020112	0.9	0.4	0.1	0.0	0.7	0.0

See footnotes at end of table.

Table 7. Producer price index percentage changes for commodity and service groupings and individual items, not seasonally adjusted — Continued
 [September 2024]

Title	Commodity code		Unadjusted 12-month percent change ¹	Unadjusted 1-month percent change ¹				
	Group code	Item code		Sept. 2023 to Sept. 2024 ^P	Apr. to May	May to June ^P	June to July ^P	July to Aug. ^P
Dark wheat breads (whole wheat, cracked wheat, multigrain, etc.)....	02	11020113	-1.3	0.0	0.0	0.0	-0.1	-0.8
Other variety breads (rye, unleavened, raisin, potato, self-rising, salt-free, canned, etc.).....	02	11020114	0.4	-0.3	0.3	0.2	-0.1	0.3
Rolls (bread-type), muffins, bagels, and croissants.....	02	1105	0.3	-0.2	0.0	-0.1	0.2	0.2
Rolls (bread-type), muffins, bagels, and croissants.....	02	110505	0.3	-0.2	0.0	-0.1	0.2	0.2
Rolls, hamburger and wiener.....	02	11050501	0.4	-0.3	-0.2	-0.1	0.2	0.4
All other rolls, bread-type (incl. muffins, bagels, and croissants).....	02	11050502	0.2	-0.1	0.2	-0.1	0.2	0.0
Other sweet goods, excluding frozen.....	02	1107	2.1	0.0	0.0	0.3	0.0	0.2
Other sweet goods, excluding frozen.....	02	110703	2.1	0.0	0.0	0.3	0.0	0.2
Soft cakes, excluding frozen.....	02	1108	-0.6	0.1	0.1	0.7	-0.1	-0.6
Soft cakes, excluding frozen.....	02	110803	-0.6	0.1	0.1	0.7	-0.1	-0.6
Pies (fruit, cream, and custard), excluding frozen.....	02	1109	-	0.1	-0.1	-0.2	0.8	-0.6
Pies (fruit, cream, and custard), excluding frozen.....	02	110903	-	0.1	-0.1	-0.2	0.8	-0.6
Cookies, crackers, and related products.....	02	1121	2.8	0.0	0.0	0.0	0.0	0.0
Cookies, wafers, and ice cream cones and cups (excluding frozen).....	02	112103	4.3	0.0	0.0	0.0	0.0	0.0
Crackers, biscuits, and related products.....	02	112104	0.0	0.0	0.0	0.0	0.0	0.0
Saltines and all other crackers, cracker meal and crumbs, and biscuits.....	02	1121042	0.0	0.0	0.0	0.0	0.0	0.0
Retail bakery products, excluding retail trade.....	02	1130	-1.1	0.0	-1.7	0.0	0.1	-1.6
Retail bakery products, excluding retail trade.....	02	113001	-1.1	0.0	-1.7	0.0	0.1	-1.6
Flour and flour base mixes and doughs.....	02	12	-1.4	1.4	-0.9	-0.7	0.3	0.5
Wheat flour.....	02	1203	-4.9	4.6	-2.7	-1.7	-0.6	1.2
Wheat flour.....	02	120301	-4.9	4.6	-2.7	-1.7	-0.6	1.2
Flour base mixes and doughs.....	02	1204	0.5	-0.2	0.0	-0.1	0.8	0.1
Flour base mixes and doughs.....	02	120401	0.5	-0.2	0.0	-0.1	0.8	0.1
Prepared flour mixes, including refrigerated and frozen doughs and batters, made in flour mills.....	02	1204011	3.5	0.0	0.0	0.1	3.8	0.0
Flour mixes, excluding cake mixes, made from purchased flour.....	02	1204013	-0.7	-0.2	0.0	-0.1	-0.1	0.1
Milled rice and byproducts.....	02	13	-3.9	0.2	0.4	-0.2	-0.2	-0.8
Head rice.....	02	1301	-1.7	0.0	-0.2	-0.6	-0.4	-0.5
Head rice.....	02	130106	-1.7	0.0	-0.2	-0.6	-0.4	-0.5
Head rice not packaged with other ingredients.....	02	1301066	-4.0	-0.1	-0.2	-0.8	-0.6	-0.7
Milled rice (incl second heads, screenings, brewers, bran, sharps, rice flour, and byproducts).....	02	1302	-6.5	0.4	1.2	0.3	0.0	-1.1
Milled rice (incl second heads, screenings, brewers, bran, sharps, rice flour, and byproducts).....	02	130201	-6.5	0.4	1.2	0.3	0.0	-1.1
Cereal and pasta products.....	02	14	-5.2	0.4	-0.3	0.1	0.0	-0.2
Dry macaroni, spaghetti, and egg noodle products, made from purchased flour.....	02	1402	-1.3	0.0	0.0	0.0	0.0	-0.1
Dry macaroni, spaghetti, and egg noodle products, made from purchased flour.....	02	140203	-1.3	0.0	0.0	0.0	0.0	-0.1
Dry macaroni, spaghetti, and egg noodle products, made from purchased flour.....	02	14020303	-1.3	0.0	0.0	0.0	0.0	-0.1
Cereal and mill products, other than flour.....	02	1409	-6.0	0.4	-0.4	0.1	0.0	-0.2
Manufactured starch, made by wet milling.....	02	140907	-5.5	0.0	-0.3	2.7	3.6	-1.8
Wheat mill products, corn mill products, and other grain mill products except flour.....	02	140908	-19.5	1.6	-1.2	-1.5	-2.4	-1.2
Wheat mill products, except flour.....	02	1409081	-32.8	3.3	-2.8	-1.5	-6.4	-4.0
Corn mill products.....	02	1409082	-13.6	0.7	-0.8	-0.5	-0.4	-0.1
Other grain mill products.....	02	1409083	-15.1	1.5	0.2	-3.7	-2.2	-0.8
Breakfast cereal.....	02	140909	2.5	0.0	0.0	0.0	0.0	1.0
Meats, poultry, and fish.....	02	2	4.4	0.2	0.8	0.2	-1.7	2.7
Meats.....	02	21	4.3	0.1	2.6	0.8	-2.7	0.3
Beef and veal products, fresh or frozen.....	02	2101	-0.1	-0.5	5.8	-0.4	-6.8	-0.5
Beef, fresh/frozen variety meats, not canned or made into sausage, made in slaughtering plants.....	02	210126	12.6	1.8	2.8	3.0	0.9	-1.5
Beef, fresh/frozen whole/half carcass, not canned or made into sausage, misp.....	02	210131	8.4	-0.1	0.3	2.5	-0.8	6.3
Beef, fresh/frozen, primal and subprimal cuts, made in slaughtering plants.....	02	210133	-2.4	-0.7	6.7	-1.0	-8.3	-1.2
Lamb/mutton, fresh or frozen, not canned or made into sausage, made in slaughtering plants.....	02	2103	0.9	-1.2	-1.3	1.5	-0.2	0.1
Lamb/mutton, fresh or frozen, not canned or made into sausage, made in slaughtering plants.....	02	210321	0.9	-1.2	-1.3	1.5	-0.2	0.1
Pork products, fresh, frozen, or processed, except sausage.....	02	2104	13.1	1.3	0.0	1.1	-0.1	0.8
Pork, fresh/frozen, unprocessed, all cuts, except sausage, made in slaughtering plants.....	02	210444	27.5	1.6	0.6	0.6	-1.4	-0.1
Pork, processed or cured, not canned or made into sausage.....	02	210447	-1.3	0.9	-0.8	1.9	1.6	2.0

See footnotes at end of table.

Table 7. Producer price index percentage changes for commodity and service groupings and individual items, not seasonally adjusted — Continued
 [September 2024]

Title	Commodity code		Unadjusted 12-month percent change ¹	Unadjusted 1-month percent change ¹				
	Group code	Item code		Sept. 2023 to Sept. 2024 ^P	Apr. to May	May to June ^P	June to July ^P	July to Aug. ^P
Pork, processed or cured, not canned or made into sausage, made in slaughtering plants.....	02	2104471	-1.2	0.7	0.8	0.1	2.0	-0.1
Pork, processed or cured, not canned or made into sausage, mfpc. . .	02	2104472	-1.3	0.9	-1.4	2.6	1.4	2.7
Pork, sweet-pickled, dry-cured, or dry salt, not canned or made into sausage, mfpc.....	02	21044721	-0.7	0.6	0.3	0.2	-0.8	-0.4
Smoked hams and picnics, excluding canned, made from purchased carcasses.....	02	21044722	0.5	2.4	-9.0	12.4	-0.6	2.3
Smoked slab bacon, made from purchased carcasses.....	02	21044723	-9.7	1.6	2.5	0.0	-0.1	2.3
Smoked sliced bacon, made from purchased carcasses.....	02	21044724	4.8	0.4	1.8	-0.4	4.1	4.0
Other smoked pork, not canned or made into sausage, made from purchased carcasses.....	02	21044725	-0.7	0.2	-0.1	-2.7	-1.2	5.0
Boiled ham, barbecue pork, and other cooked pork, excluding canned meats and sausage.....	02	21044726	-20.3	0.0	0.0	0.0	0.5	0.0
Other meats, fresh, frozen, or canned.....	02	2105	3.7	-0.1	0.6	2.1	0.9	1.1
Fresh/processed sausage, deli & cooked meats, etc.....	02	210503	3.6	-0.1	0.5	1.8	-0.7	2.2
Fresh and processed sausage, deli, and cooked meats, made in slaughtering plants.....	02	2105031	2.9	-1.5	1.2	4.1	-0.8	-0.3
Fresh and processed sausage, deli, and cooked meats, mfpc.....	02	2105032	3.7	0.1	0.4	1.5	-0.7	2.5
Fresh sausage (pork sausage, breakfast links, etc.), excluding canned, mfpc.....	02	21050321	10.9	-1.7	-1.0	4.6	-2.0	6.4
Dry or semidry sausage (salami, cervelat, pepperoni, summer sausage, pork roll, etc), mfpc.....	02	21050322	-4.6	1.3	3.3	-0.6	-0.8	1.4
Frankfurters, including wieners, excluding canned, made from purchased carcasses.....	02	21050323	-0.8	0.3	0.2	-0.6	0.5	-0.2
Other sausage (smoked or cooked) & jellied goods & similar preparations, excluding canned, mfpc.....	02	21050324	10.1	1.2	-1.7	1.5	0.6	-0.2
Boxed meat (beef, pork, lamb, etc.), made from purchased carcasses...	02	210504	2.3	-1.2	-0.9	3.1	-3.0	-0.6
Canned meats, excluding dog, cat, and baby food.....	02	210579	5.5	-1.2	2.4	0.5	0.2	1.2
Frozen ground meat patties and other processed, frozen, or cooked meats, mfpc.....	02	210586	4.0	0.5	1.2	2.2	4.0	0.7
Processed poultry.....	02	22	6.3	1.7	-1.9	-1.5	0.3	9.1
Young chickens, including bulk, chilled, frozen, whole, and in parts.....	02	2203	16.7	-1.4	2.8	-2.0	0.4	10.3
Young chickens, including bulk, chilled, frozen, whole, and in parts.....	02	220333	16.7	-1.4	2.8	-2.0	0.4	10.3
Turkeys, including frozen, whole, and in parts.....	02	2206	-5.2	1.2	-2.2	-0.3	-0.3	1.3
Turkeys, including frozen, whole, and in parts.....	02	220611	-5.2	1.2	-2.2	-0.3	-0.3	1.3
Canned, cooked, smoked or prepared poultry.....	02	2208	-6.3	8.8	-11.3	-1.0	0.4	11.6
Canned, cooked, smoked or prepared poultry.....	02	220811	-6.3	8.8	-11.3	-1.0	0.4	11.6
Chicken hens and other poultry/small game.....	02	2209	-2.5	-0.2	0.0	-0.8	-0.4	0.0
Other poultry/small game (duck, goose, rabbit, etc.).....	02	220911	-7.9	-0.5	0.0	-2.5	-1.3	0.0
Unprocessed and prepared seafood.....	02	23	-0.7	-3.3	-4.7	1.0	-0.2	0.8
Unprocessed finfish.....	02	2301	-25.9	-14.2	-37.0	0.7	5.8	-8.9
Haddock.....	02	230101	8.9	-12.2	-13.6	13.6	8.6	-10.1
Halibut.....	02	230102	-8.1	-19.5	-7.7	2.1	15.6	-4.6
Flounder.....	02	230131	6.1	-4.9	-53.5	39.9	-19.8	0.2
Cod.....	02	230132	-4.0	10.6	-5.2	16.9	-4.0	-9.6
Pollock.....	02	230133	-48.6	75.1	-62.1	-25.7	61.9	-23.1
Rockfish.....	02	230135	-	-	-	-	-	-
Tuna.....	02	230136	-7.8	-9.6	7.6	2.4	6.4	-8.7
Other finfish.....	02	230199	-23.2	-52.6	-17.4	7.3	-15.2	1.6
Unprocessed shellfish.....	02	2305	4.4	-5.6	-3.7	1.0	-5.0	3.8
Shrimp.....	02	230501	9.7	-1.5	1.5	0.7	3.3	6.4
Crabs.....	02	230502	-	-	-	-	-25.0	-
Lobsters.....	02	230503	-1.3	-47.8	-18.1	22.3	14.2	2.0
Clams.....	02	230504	-4.5	-1.5	-0.7	0.0	0.0	0.0
Oysters.....	02	230505	-19.7	0.0	0.0	-0.2	0.2	0.0
Sea scallops.....	02	230506	30.5	1.3	3.1	6.6	8.1	6.5
Mussels.....	02	230507	0.0	0.0	0.0	0.0	0.0	0.0
Prepared fresh and frozen seafood.....	02	2306	1.3	-0.8	0.1	1.1	0.2	0.3
Prepared fresh fish/seafood, inc. surimi/surimi-based products.....	02	230601	2.4	-0.7	1.9	-0.3	0.2	0.6
Prepared frozen fish.....	02	230602	3.5	0.0	-0.8	2.9	1.3	1.9
Prepared frozen shellfish.....	02	230603	8.7	-1.3	1.2	0.6	0.0	0.4
Other prepared fresh and frozen seafood.....	02	230604	-11.7	-2.6	-1.6	-0.5	-2.5	-4.4
Dairy products.....	02	3	7.8	2.0	1.6	1.3	0.8	1.5
Fluid milk products.....	02	31	7.4	-0.4	2.4	1.5	0.3	0.8
Packaged fluid milk and related products.....	02	3103	9.1	-1.3	3.2	2.1	0.3	1.4
Fluid whole milk.....	02	310301	9.0	-1.8	3.7	2.6	0.0	1.3
Reduced fat and lowfat milk (1/2-2).....	02	310302	8.8	-2.4	3.6	2.6	0.7	1.9

See footnotes at end of table.

Table 7. Producer price index percentage changes for commodity and service groupings and individual items, not seasonally adjusted — Continued
 [September 2024]

Title	Commodity code		Unadjusted 12-month percent change ¹	Unadjusted 1-month percent change ¹				
	Group code	Item code		Sept. 2023 to Sept. 2024 ^P	Apr. to May	May to June ^P	June to July ^P	July to Aug. ^P
Fat free or skim milk.....	02	310303	8.6	-2.5	3.2	2.4	0.1	1.5
Other fluid milk related products, packaged, incl. cartons, bottles, cans, and dispenser cans.....	02	310304	9.7	1.7	1.9	0.6	0.5	0.7
Cottage cheese.....	02	3104	1.7	-1.6	0.1	0.1	0.2	0.2
Cottage cheese.....	02	310401	1.7	-1.6	0.1	0.1	0.2	0.2
Other milk products.....	02	3105	1.1	-0.4	0.6	0.7	0.1	0.2
Other milk products.....	02	310501	1.1	-0.4	0.6	0.7	0.1	0.2
Yogurt, excluding frozen.....	02	3105011	-0.1	0.0	0.0	0.2	0.0	0.0
Other packaged milk products.....	02	3105012	3.1	-1.2	1.6	1.6	0.3	0.6
Bulk fluid milk and cream.....	02	3106	13.4	1.7	3.3	1.4	0.6	0.0
Bulk fluid milk and cream.....	02	310601	13.4	1.7	3.3	1.4	0.6	0.0
Butter.....	02	32	17.3	2.2	3.5	0.7	-0.6	2.0
Butter.....	02	3201	17.3	2.2	3.5	0.7	-0.6	2.0
Butter.....	02	320114	17.3	2.2	3.5	0.7	-0.6	2.0
Natural, processed, and imitation cheese.....	02	33	5.6	5.4	1.3	1.8	1.2	2.6
Natural cheese, except cottage cheese.....	02	3302	4.2	5.2	1.3	1.6	1.1	2.4
Natural cheese, except cottage cheese.....	02	330212	4.2	5.2	1.3	1.6	1.1	2.4
Natural cheese, except lowfat, shipped in consumer packages or containers (3 lbs or less).....	02	3302121	1.1	0.2	0.3	0.3	0.0	0.4
Natural cheese, except lowfat, shipped in packages or containers (more than 3 lbs) or bulk.....	02	3302122	8.1	11.1	2.1	2.4	2.0	5.1
Lowfat natural cheese, except cottage cheese, shipped in consumer packages (3 lbs. or less).....	02	3302123	0.4	0.2	0.0	0.0	0.0	0.1
Lowfat natural cheese, except cottage cheese, shipped in packages (more than 3 lbs.) or in bulk.....	02	3302124	5.8	12.0	2.8	4.8	2.9	2.8
Processed cheese and related products.....	02	3303	10.1	7.1	1.0	2.7	1.0	3.9
Process cheese and related products.....	02	330312	10.1	7.1	1.0	2.7	1.0	3.9
Process cheese, shipped in consumer packages or containers (3 lbs. or less).....	02	3303121	6.3	7.4	0.9	0.6	0.6	3.0
All other process cheese and related products.....	02	3303122	13.3	6.8	1.1	4.6	1.3	4.6
Process cheese shipped in packages or containers (more than 3 lbs.) or in bulk.....	02	33031221	16.8	-2.2	2.1	13.6	1.3	-1.3
Cheese food, spread, and other related products.....	02	33031225	10.4	15.5	0.3	-3.0	1.2	10.5
Raw liquid whey.....	02	3307	72.1	-1.3	5.8	1.5	6.7	2.0
Raw liquid whey.....	02	330701	72.1	-1.3	5.8	1.5	6.7	2.0
Ice cream and frozen desserts.....	02	34	1.4	0.1	0.2	0.1	0.0	0.3
Ice cream and frozen desserts.....	02	3402	1.4	0.1	0.2	0.1	0.0	0.3
Ice cream and frozen desserts.....	02	340201	1.4	0.1	0.2	0.1	0.0	0.3
Ice cream, excl. lowfat and nonfat (incl. custards), shipped in bulk (containers 3 gal or more).....	02	3402011	2.6	0.0	0.1	0.2	0.4	0.5
Ice cream, incl. custards (excl. lowfat and nonfat) shipped in sizes less than 3 gallons.....	02	3402012	1.6	0.1	0.2	0.1	0.1	0.5
Ice cream, including custards (excluding lowfat and nonfat), novelty forms.....	02	3402013	0.5	0.2	0.1	0.0	0.0	0.0
Ice cream, including custards, lowfat and nonfat.....	02	3402014	1.6	0.0	0.8	0.1	0.0	0.2
Frozen desserts containing fats other than butterfat (incl. soy, rice, almond, oats, etc.).....	02	3402016	-0.4	0.0	-1.0	0.0	0.0	0.5
Other frozen desserts (yogurt, sherbet, water ices, mellorine, frozen pudding, gelato, etc.).....	02	3402019	2.3	0.1	0.3	0.2	0.0	0.1
Dry, condensed, and evaporated milk products.....	02	35	14.8	0.2	0.7	0.0	2.2	0.7
Dry milk products, including feed grade.....	02	3502	17.3	-0.3	0.6	-0.1	2.6	0.6
Dry milk products, including feed grade.....	02	350201	17.3	-0.3	0.6	-0.1	2.6	0.6
Liquid milk products.....	02	3503	12.2	1.8	0.8	-0.2	1.8	0.5
Consumer-type canned milk products, excluding alternatives.....	02	350301	3.9	-0.1	0.1	0.0	0.2	0.0
Concentrated milk products shipped in bulk (barrels, drums, and tanks).....	02	350303	33.3	6.1	2.5	-0.6	5.3	1.5
Ice cream mixes and related products.....	02	3505	4.9	1.2	1.3	0.8	0.5	1.8
Ice cream mixes and related products.....	02	350502	4.9	1.2	1.3	0.8	0.5	1.8
Processed fruits and vegetables.....	02	4	2.3	0.4	0.3	0.9	-0.4	0.6
Canned fruits and juices.....	02	41	6.9	1.0	0.2	1.4	-0.7	1.9
Canned fruits, excluding baby foods.....	02	4101	1.9	0.6	0.9	-0.3	-1.8	2.6
Canned fruits, excluding baby foods.....	02	410105	1.9	0.6	0.9	-0.3	-1.8	2.6
Canned and fresh fruit juices, nectars, and concentrates.....	02	4102	9.9	1.2	-0.2	2.4	-0.1	1.5
Canned and fresh fruit juices, nectars, and concentrates.....	02	410239	9.9	1.2	-0.2	2.4	-0.1	1.5
Frozen fruits, juices and ades.....	02	42	24.2	0.7	0.5	7.0	0.8	4.4
Frozen fruits.....	02	4202	8.5	1.7	1.3	1.2	1.2	0.7
Frozen fruits.....	02	420209	8.5	1.7	1.3	1.2	1.2	0.7

See footnotes at end of table.

Table 7. Producer price index percentage changes for commodity and service groupings and individual items, not seasonally adjusted — Continued
 [September 2024]

Title	Commodity code		Unadjusted 12-month percent change ¹	Unadjusted 1-month percent change ¹				
	Group code	Item code	Sept. 2023 to Sept. 2024 ^P	Apr. to May	May to June ^P	June to July ^P	July to Aug. ^P	Aug. to Sept. ^P
Canned vegetables and juices.....	02	44	-1.3	-0.1	0.3	0.0	-0.1	-0.7
Canned vegetables and juices.....	02	4401	-1.3	-0.1	0.3	0.0	-0.1	-0.7
Canned vegetables.....	02	440102	-2.1	0.8	0.5	0.0	-0.4	-1.0
Canned catsup and other tomato based sauces.....	02	440127	-0.4	-0.7	0.1	0.0	0.2	-0.4
Frozen vegetables.....	02	45	-0.3	0.0	0.4	0.2	-0.2	0.0
Frozen potato products (French-fried, patties, puffs, etc.).....	02	4502	-0.1	0.0	0.6	0.3	-0.3	0.0
Frozen potato products (French-fried, patties, puffs, etc.).....	02	450202	-0.1	0.0	0.6	0.3	-0.3	0.0
Frozen vegetables, other than potato products.....	02	4505	-0.6	0.0	0.1	0.1	-0.1	-0.1
Frozen vegetables, other than potato products.....	02	450509	-0.6	0.0	0.1	0.1	-0.1	-0.1
Dried and dehydrated food.....	02	48	-3.6	1.3	0.2	-0.1	-1.6	0.3
Dried and dehydrated food.....	02	4801	-3.6	1.3	0.2	-0.1	-1.6	0.3
Dried and dehydrated food.....	02	480101	-3.6	1.3	0.2	-0.1	-1.6	0.3
Soup mixes (including dried/dehydrated/freeze-dried) and bouillon....	02	48010101	1.0	0.0	0.0	1.0	0.0	0.0
Dried and dehydrated fruits and vegetables, including freeze-dried. ..	02	48010102	-4.6	0.4	0.3	-0.3	-1.1	0.4
Sugar and confectionery.....	02	5	10.7	-0.6	1.5	0.0	1.1	0.4
Raw cane sugar and sugar cane mill products and byproducts.....	02	52	-1.4	0.1	-0.9	-0.1	-1.6	-2.1
Raw cane sugar and sugarcane mill products and byproducts.....	02	5201	-1.4	0.1	-0.9	-0.1	-1.6	-2.1
Raw cane sugar and sugarcane mill products and byproducts.....	02	520106	-1.4	0.1	-0.9	-0.1	-1.6	-2.1
Refined sugar products and byproducts.....	02	53	16.3	0.4	-0.3	0.1	-0.3	-0.7
Refined sugar products and byproducts.....	02	5307	16.3	0.4	-0.3	0.1	-0.3	-0.7
Refined granulated cane sugar and byproducts.....	02	530701	8.3	0.8	-0.2	0.0	-0.6	-1.5
Beet sugar.....	02	530702	24.9	-0.1	-0.4	0.2	-0.1	0.0
Confectionery materials.....	02	54	24.4	-3.2	7.5	-1.3	1.4	-0.6
Confectionery materials.....	02	5401	24.4	-3.2	7.5	-1.3	1.4	-0.6
Corn sweeteners, made by wet milling.....	02	540107	-4.4	7.3	-0.7	4.9	-2.4	-0.8
Chocolate coatings, made from cacao beans.....	02	540108	56.2	-4.0	10.8	-6.7	5.6	1.7
Other chocolate and cocoa products, made from cacao beans.....	02	540109	76.3	-13.6	17.1	-6.8	5.2	-0.7
Confectionery end products.....	02	55	6.1	0.0	0.2	0.5	1.7	1.3
Candy and nuts.....	02	5503	6.5	0.0	0.2	0.5	1.8	1.4
Chocolate and chocolate-type confectionery products.....	02	550301	7.3	0.1	1.0	1.0	0.1	1.5
Chocolate/chocolate-type confectionery prods, cacao beans.....	02	5503011	8.0	-1.0	5.1	0.0	0.0	0.0
Chocolate/confectionery products, made from purchased chocolate, not retailed.....	02	5503014	7.1	0.3	0.3	1.2	0.1	1.8
Nonchocolate-type confectioneries.....	02	550302	3.8	0.1	0.0	0.0	0.1	2.3
Nuts and seeds (salted, roasted, cooked or blanched).....	02	550304	8.1	-0.1	-0.8	0.2	5.7	0.5
Nuts (salted, roasted, cooked, or blanched), sold in bulk.....	02	5503041	9.2	-0.1	-0.8	0.2	6.3	0.6
Canned nuts (salted, roasted, cooked, or blanched).....	02	5503042	-3.5	-0.4	1.3	-2.7	-1.3	0.7
All other packaged nuts, including all types of seeds (salted, roasted, cooked, or blanched).....	02	5503043	-1.5	0.5	-1.7	2.1	0.6	-1.2
Other confectionery-type products.....	02	550305	5.2	0.0	0.0	0.0	0.0	5.0
Beverages and beverage materials.....	02	6	2.2	0.1	0.1	0.2	0.7	-0.4
Alcoholic beverages.....	02	61	0.2	-0.3	0.1	0.0	-0.2	-0.5
Malt beverages.....	02	6101	1.6	0.0	0.0	0.1	0.0	-0.1
Bottled beer and ale.....	02	610101	1.5	-0.1	-0.2	0.4	0.1	-0.3
Canned beer and ale.....	02	610103	0.2	0.0	0.0	0.2	-0.2	-0.2
Beer and ale in barrels and kegs.....	02	610105	3.0	0.2	0.0	-0.1	0.0	0.0
All other malt beverages and brewing products.....	02	610108	2.6	0.0	0.0	0.0	0.0	-0.1
Distilled and bottled liquor, excluding brandy.....	02	6102	-2.3	0.0	0.0	0.0	0.0	-2.4
Distilled liquor, excluding brandy.....	02	610202	-5.1	0.0	0.0	0.0	0.0	-5.2
Distilled whiskey, all other distilled liquor, excluding brandy.....	02	6102022	-5.1	0.0	0.0	0.0	0.0	-5.2
Bottled liquor, excluding brandy.....	02	610204	0.2	0.0	0.0	0.1	0.0	0.0
Bottled whiskey.....	02	6102041	0.2	0.0	0.0	0.1	0.0	0.0
Bottled gin, vodka, rum, cordials, cocktails, and similar compounds... ..	02	6102042	0.3	0.0	0.0	0.0	0.0	0.0
Wines, brandy, and brandy spirits.....	02	6104	-0.2	-0.8	0.2	-0.1	-0.4	0.2
Wines, brandy, and brandy spirits.....	02	610441	-0.2	-0.8	0.2	-0.1	-0.4	0.2
Wines, white, red & rose grape, and other fruit, 14 percent or less alcohol.....	02	6104411	-0.4	-1.0	0.2	-0.2	-0.3	0.2
Wines, white grape, 14 percent or less alcohol content.....	02	61044111	-0.1	-1.3	0.4	-0.6	0.2	0.5
Wines, red grape, 14 percent or less alcohol content.....	02	61044112	-1.0	-0.7	0.0	0.0	-0.8	-0.3
Wines, rose grape & other fruits & berries, 14 percent or less alcohol.....	02	61044113	2.2	-0.5	0.2	0.7	-1.3	0.8
Wines, dessert, effervescent, and wine coolers.....	02	6104412	2.5	-0.1	0.3	0.5	-1.0	0.6
Other wines, brandy, and brandy spirits.....	02	6104413	0.3	0.9	-0.1	0.7	-1.0	0.3

See footnotes at end of table.

Table 7. Producer price index percentage changes for commodity and service groupings and individual items, not seasonally adjusted — Continued
 [September 2024]

Title	Commodity code		Unadjusted 12-month percent change ¹	Unadjusted 1-month percent change ¹				
	Group code	Item code	Sept. 2023 to Sept. 2024 ^P	Apr. to May	May to June ^P	June to July ^P	July to Aug. ^P	Aug. to Sept. ^P
Soft drinks.....	02	62	3.8	0.3	-0.3	-0.3	1.2	-0.8
Soft drinks, non-carbonated and bottled water.....	02	6206	-2.2	-0.6	-0.7	1.0	-0.1	-0.6
Bottled water, non-carb, processed or pasteurized.....	02	620608	-1.6	0.6	-1.2	1.2	0.2	-1.0
Soft drinks, non-carbonated.....	02	620609	-2.2	-1.7	-0.3	0.8	-0.4	-0.2
Soft drinks, non-carbonated, iced tea and other types.....	02	6206093	5.6	-1.3	-1.9	2.8	-0.7	-0.7
Soft drinks, non-carbonated, fruit drinks, cocktails, ades.....	02	6206094	-6.4	-1.9	0.7	-0.5	-0.2	0.1
Soft drinks, carbonated, bottle/can, all types.....	02	6210	7.7	0.3	-0.5	-0.2	2.1	-1.1
Soft drinks, carbonated, bottle/can, all types.....	02	621001	7.7	0.3	-0.5	-0.2	2.1	-1.1
Soft drinks, energy and sport.....	02	6211	—	1.4	1.0	-2.0	1.2	-0.4
Soft drinks, energy and sport.....	02	621101	—	1.4	1.0	-2.0	1.2	-0.4
Packaged beverage materials.....	02	63	5.9	0.5	0.7	2.9	2.2	0.5
Coffee (whole bean, ground, & instant).....	02	6301	6.5	0.6	0.8	3.1	2.5	0.6
Coffee, concentrated, including coffee substitutes.....	02	630103	0.0	0.0	0.0	0.0	0.0	0.0
Roasted coffee.....	02	630104	6.7	0.6	0.9	3.2	2.5	0.6
Tea in consumer packages, exc. canned ice tea.....	02	6303	0.2	0.0	-0.2	0.9	0.1	0.1
Tea in consumer packages, exc. canned ice tea.....	02	630313	0.2	0.0	-0.2	0.9	0.1	0.1
Other beverage materials.....	02	64	-1.1	0.0	0.9	0.0	0.0	0.0
Other beverage materials.....	02	6401	-1.1	0.0	0.9	0.0	0.0	0.0
Malt and malt byproducts.....	02	640101	-0.5	0.0	0.1	0.0	-0.1	0.0
Liquid beverage bases, excluding use by soft drink bottlers.....	02	640109	-9.0	0.0	1.3	0.0	0.0	0.0
Fats and oils.....	02	7	-10.4	-2.4	0.2	2.4	-3.0	-0.8
Shortening, cooking oil, and margarine.....	02	78	-5.7	-3.2	-0.3	0.7	-1.1	1.1
Shortening, cooking oil, and margarine.....	02	7801	-5.7	-3.2	-0.3	0.7	-1.1	1.1
Margarine, butter blends, and butter substitutes.....	02	780109	—	1.6	-2.0	0.1	-0.7	—
Shortening and cooking oils.....	02	780115	-6.6	-4.4	0.1	0.9	-1.2	1.4
Other oilseed processing.....	02	7A	-11.7	-2.3	0.0	5.1	-4.4	-2.4
Other oilseed processing.....	02	7A01	-11.7	-2.3	0.0	5.1	-4.4	-2.4
Cotton linters.....	02	7A0104	41.8	0.3	18.0	9.0	8.5	5.1
Cottonseed cake, meal, hulls, and other byproducts.....	02	7A0105	-7.7	0.3	0.6	-0.9	-3.0	2.3
Cottonseed cake and meal.....	02	7A01051	2.7	3.4	0.9	-3.9	-3.5	9.2
Other crude and refined vegetable oils and other vegetable mill products.....	02	7A0106	-4.6	0.6	-0.3	-0.1	0.1	-0.9
Other crude vegetable oils, including linseed, peanut, sunflower, safflower, etc.....	02	7A01061	-3.1	0.8	-0.7	-0.3	0.4	-0.6
Other vegetable oil mill products, including all oil seed cake and meal.....	02	7A01063	-5.2	0.5	0.1	0.1	0.1	-1.2
Corn oil, crude and refined.....	02	7B	-22.8	0.8	3.1	0.4	-5.3	-2.6
Corn oil, made by wet milling.....	02	7B01	-22.8	0.8	3.1	0.4	-5.3	-2.6
Corn oil, made by wet milling.....	02	7B0101	-22.8	0.8	3.1	0.4	-5.3	-2.6
Miscellaneous processed foods.....	02	8	3.0	-0.5	0.4	0.5	1.0	-0.6
Canned jams, jellies, and preserves.....	02	81	0.5	0.0	0.0	0.0	0.6	0.0
Canned jams, jellies, and preserves.....	02	8101	0.5	0.0	0.0	0.0	0.6	0.0
Canned jams, jellies, and preserves.....	02	810102	0.5	0.0	0.0	0.0	0.6	0.0
Pickles and other pickled products, including horseradish.....	02	82	-0.6	0.0	0.4	0.0	0.0	0.0
Pickles and other pickled products.....	02	8201	-0.6	0.0	0.4	0.0	0.0	0.0
Pickles and other pickled products, including horseradish.....	02	820106	-0.6	0.0	0.4	0.0	0.0	0.0
Specialty canning.....	02	84	-1.4	-0.8	-0.3	-0.4	-0.4	0.0
Specialty canning.....	02	8401	-1.4	-0.8	-0.3	-0.4	-0.4	0.0
Canned dry beans.....	02	840102	0.1	0.1	-0.1	-0.2	0.1	0.1
Canned soups and stews, excluding frozen and seafood.....	02	840104	0.1	-0.2	0.0	0.1	-0.2	0.0
Canned baby foods and other canned specialties/nationality foods.....	02	840105	-6.0	-2.6	-1.1	-1.9	-1.2	0.0
Frozen specialty food.....	02	85	1.3	0.3	-0.2	-0.4	0.7	0.1
Frozen specialty food.....	02	8501	1.3	0.3	-0.2	-0.4	0.7	0.1
Frozen cakes, pies, and other pastries.....	02	850109	1.9	0.4	0.0	-0.3	0.8	0.1
Frozen dinners (beef, pork, and poultry pies) and nationality foods, incl. frozen pizza.....	02	850111	0.7	0.4	-0.2	-0.6	0.8	0.2
Other frozen specialties, incl. all whipped topping, waffles, soups, etc., excluding seafood.....	02	850113	2.3	0.0	-0.3	-0.2	0.0	0.0
Prepared sauces, except tomato.....	02	86	2.6	0.0	0.0	0.0	0.0	0.0
Prepared sauces, excluding tomato-based sauces and sauces comprised of 20 percent or more meat.....	02	8601	2.6	0.0	0.0	0.0	0.0	0.0
Prepared sauces, excluding tomato-based sauces and sauces comprised of 20 percent or more meat.....	02	860103	2.6	0.0	0.0	0.0	0.0	0.0

See footnotes at end of table.

Table 7. Producer price index percentage changes for commodity and service groupings and individual items, not seasonally adjusted — Continued
[September 2024]

Title	Commodity code		Unadjusted 12-month percent change ¹	Unadjusted 1-month percent change ¹				
	Group code	Item code		Sept. 2023 to Sept. 2024 ^P	Apr. to May	May to June ^P	June to July ^P	July to Aug. ^P
Other miscellaneous processed foods.....	02	89	2.0	-0.1	0.1	0.4	-0.4	-0.3
Other miscellaneous processed foods.....	02	8901	2.0	-0.1	0.1	0.4	-0.4	-0.3
Mayonnaise, salad dressings, and sandwich spreads.....	02	890102	-0.5	0.0	0.0	0.0	0.4	0.0
Dry mix food preparations.....	02	890148	-0.3	-0.1	0.0	0.0	0.0	0.0
Perishable non-frozen prepared food, including tortillas.....	02	890149	0.2	-1.0	0.7	1.3	-1.3	-2.0
Perishable prepared foods.....	02	8901492	-0.7	-0.9	1.0	1.0	-1.7	-2.5
Flavoring extracts, emulsions, liquid flavors, and food colorings.....	02	890151	-0.2	0.0	0.0	0.0	0.0	0.0
Other flavoring agents, except chocolate syrup.....	02	890154	5.0	0.9	-1.7	0.9	-0.3	1.1
Soft drink flavoring syrup, sold in bulk.....	02	89015411	5.5	0.0	0.0	0.0	0.0	0.0
Other flavoring agents (except chocolate syrups).....	02	89015412	1.7	0.0	0.0	0.0	0.0	0.0
Table salt (evaporated), pepper (white and black), and other spices.....	02	890156	5.3	0.6	0.8	0.4	0.3	-0.1
Pepper and other spices in commercial sizes (1 lb or more).....	02	8901566	10.9	0.8	4.1	1.2	0.7	-0.2
Peanut butter.....	02	890158	3.2	1.2	1.2	-1.3	0.9	1.7
Ice.....	02	890161	5.6	0.0	5.8	0.0	0.0	0.0
Dairy product alternatives, including plant-based.....	02	890162	0.4	0.5	0.1	0.1	0.0	-0.3
Dry, condensed, and evaporated dairy product alternatives, including plant-based.....	02	8901621	1.2	0.0	0.2	0.2	0.3	-0.8
Liquid dairy product alternatives, including plant-based.....	02	8901622	-0.2	1.0	0.0	0.0	-0.2	0.1
Perishable beverage dairy milk alternatives, including plant-based.....	02	89016221	-1.7	0.0	0.0	0.0	-0.3	0.0
All other liquid dairy product alternatives, including plant-based.....	02	89016222	5.7	5.1	0.1	0.0	0.2	0.5
Chips (potato, corn, etc.).....	02	890172	3.7	-0.2	0.0	0.0	-0.2	0.0
Potato chips and sticks, plain and flavored.....	02	8901721	4.3	0.0	0.1	0.0	-0.4	0.0
Corn chips and related products.....	02	8901722	3.0	0.0	0.0	0.0	-0.1	0.0
Other chips, sticks (hard pretzels, bacon rinds, popcorn (except candied), etc.).....	02	8901723	3.8	-0.6	0.0	0.0	0.0	0.0
Vinegar and cider.....	02	890174	1.1	0.0	0.0	0.9	0.0	0.0
Other food preparations.....	02	890175	-0.9	-0.4	-0.6	0.6	-1.1	0.6
Prepared animal feeds.....	02	9	-7.7	0.9	0.1	0.3	-1.0	-0.5
Soybean cake, meal, and other byproducts.....	02	92	-9.2	2.3	-0.3	0.4	-1.6	-1.4
Soybean cake, meal, and byproducts.....	02	9201	-9.2	2.3	-0.3	0.4	-1.6	-1.4
Soybean cake, meal, and byproducts.....	02	920112	-9.2	2.3	-0.3	0.4	-1.6	-1.4
Soybean cake and meal.....	02	9201121	-6.6	1.6	0.7	-0.3	-1.9	-1.3
Other soybean products, including isolates and concentrates.....	02	9201122	-28.3	8.7	-9.2	8.2	0.9	-2.4
Formula feeds.....	02	93	-6.6	2.7	-0.3	0.6	-1.0	-0.4
Formula feeds.....	02	9301	-6.6	2.7	-0.3	0.6	-1.0	-0.4
Chicken and turkey feed, supplements, concentrates, and premixes.....	02	930102	-15.5	1.2	-1.1	0.5	-0.6	-1.4
Dairy cattle feed, supplements, concentrates, and premixes.....	02	930110	-3.7	-1.1	0.6	1.7	-1.7	2.1
Swine feed, supplements, concentrates, and premixes.....	02	930115	9.2	15.2	0.0	0.0	-1.5	-1.2
Beef cattle feed, supplements, concentrates, and premixes.....	02	930117	-7.7	0.5	-0.5	1.1	-1.6	-0.7
Poultry, exc. chicken and turkey, and livestock, exc. cattle and swine, feed.....	02	930118	-0.7	-0.3	0.0	0.0	-0.1	0.0
Miscellaneous feedstuffs.....	02	94	-8.0	-0.4	0.5	0.1	-0.7	-0.3
Pet food.....	02	9402	0.0	0.0	0.0	-0.2	0.0	0.0
Dog and cat food.....	02	940202	0.6	0.0	0.0	0.0	0.0	0.0
Dog food.....	02	9402021	0.7	0.0	0.0	0.0	0.0	0.0
Canned dog food.....	02	94020211	2.0	0.0	0.0	0.0	0.0	0.0
Dry and semi moist dog food.....	02	94020214	0.4	0.0	0.0	0.0	0.0	0.0
Cat food.....	02	9402022	0.5	0.0	0.0	0.0	0.0	0.0
Canned cat food.....	02	94020224	0.5	0.0	0.0	0.0	0.0	0.0
Dry and semi moist cat food.....	02	94020225	0.6	0.0	0.0	0.0	0.0	0.0
Pet (excluding dog and cat), laboratory, and fur animal feed.....	02	940203	-9.9	-0.5	0.1	-3.6	0.5	-0.4
Miscellaneous feedstuffs other than pet food.....	02	9403	-16.4	-1.0	1.0	0.6	-1.7	-0.6
Meat meal and meat and bone meal.....	02	940301	-35.3	-1.2	3.9	0.8	1.0	0.2
Wet process corn byproducts.....	02	940317	-21.6	1.3	3.2	-7.0	-1.0	-1.4
Other animal feeds, including fertilizer byproducts and feather.....	02	940325	-11.4	-1.1	1.6	-0.6	-0.8	-1.1
Animal and marine feed and fertilizer byproducts, except meat and bone meal.....	02	9403252	-16.8	-2.6	2.1	-1.4	-0.4	-1.7
Other prepared animal feeds, including feeding materials and adjuncts.....	02	9403253	-7.3	0.0	1.2	0.0	-1.1	-0.7
Miscellaneous byproducts of slaughtering plants.....	02	940333	-13.8	-1.2	0.2	3.9	-2.0	-0.5
Distillers' dried grains (dark and light) and dried solubles.....	02	940334	-14.3	-3.4	-1.5	-2.5	-4.9	0.4
Textile products and apparel.....	03	-	0.3	0.5	-0.3	-0.2	-0.1	-0.4
Synthetic fibers.....	03	1	-1.1	3.4	-2.1	-1.0	0.4	-2.9
Unprocessed filament yarns.....	03	15	-1.1	3.4	-2.1	-1.0	0.4	-2.9
Noncellulosic and cellulosic organic fibers.....	03	1504	-1.1	3.4	-2.1	-1.0	0.4	-2.9

See footnotes at end of table.

Table 7. Producer price index percentage changes for commodity and service groupings and individual items, not seasonally adjusted — Continued
[September 2024]

Title	Commodity code		Unadjusted 12-month percent change ¹	Unadjusted 1-month percent change ¹				
	Group code	Item code		Sept. 2023 to Sept. 2024 ^P	Apr. to May	May to June ^P	June to July ^P	July to Aug. ^P
Noncellulosic fibers.....	03	150401	-1.0	3.8	-2.3	-1.2	0.2	-3.5
Noncellulosic organic fibers.....	03	1504014	-1.2	4.7	-2.7	-1.7	0.4	-4.7
Polyester manufactured fibers.....	03	15040147	3.8	0.5	0.9	1.1	0.5	-0.6
Other noncellulosic organic fibers, incl. polyamide, polyolefin, and producer-textured.....	03	15040149	-3.6	6.8	-4.4	-3.1	0.4	-6.8
Processed yarns and threads.....	03	2	-0.5	-0.4	-0.1	-0.5	0.1	0.1
Yarns.....	03	26	-0.5	-0.5	-0.1	-0.5	0.1	0.1
Spun cotton yarns.....	03	2601	0.7	-0.1	0.0	0.0	-0.2	0.0
Spun cotton yarns.....	03	260115	0.7	-0.1	0.0	-0.1	-0.2	0.0
Spun synthetic yarns.....	03	2603	-0.6	0.0	0.0	0.0	0.0	0.0
Spun synthetic yarns.....	03	260304	-0.6	0.0	0.0	0.0	0.0	0.0
Textured and twisted yarns.....	03	2604	-1.2	-0.9	-0.3	-0.9	0.4	0.1
Textured and twisted yarns.....	03	260405	-1.2	-0.9	-0.3	-0.9	0.4	0.1
Other spun noncellulosic and natural fiber (excluding cotton and wool) yarns.....	03	2607	-1.9	-0.1	0.0	-0.3	0.0	0.0
Other spun noncellulosic and natural fiber (excluding cotton and wool) yarns.....	03	260701	-1.9	-0.1	0.0	-0.3	0.0	0.0
Greige fabrics.....	03	3	-0.8	-0.1	0.2	-0.2	-0.2	-0.2
Greige broadwoven fabrics.....	03	37	0.0	-0.1	0.3	-0.3	-0.3	-0.2
Greige manmade, silk, and other natural fiber (exc cotton/wool) broadwoven fabrics.....	03	3703	0.7	-0.2	0.5	0.1	-0.3	-0.1
Greige manmade, silk, and other natural fiber (exc cotton/wool) broadwoven fabrics.....	03	370304	0.7	-0.2	0.5	0.1	-0.3	-0.1
Greige knit fabrics.....	03	38	-1.3	0.0	0.0	0.0	0.0	-0.5
Weft (circular) knit fabrics, greige goods (excluding hosiery).....	03	3803	-0.3	0.0	0.0	0.0	0.0	0.0
Weft (circular) knit fabrics, greige goods (excluding hosiery).....	03	380301	-0.3	0.0	0.0	0.0	0.0	0.0
Warp knit fabrics, greige goods (excluding hosiery).....	03	3804	-2.0	0.0	0.0	0.0	0.0	-0.8
Warp knit fabrics, greige goods (excluding hosiery).....	03	380401	-2.0	0.0	0.0	0.0	0.0	-0.8
Tire cord and tire fabric.....	03	39	-3.3	-0.1	0.0	0.0	0.0	0.0
Tire cord and tire fabrics.....	03	3901	-3.3	-0.1	0.0	0.0	0.0	0.0
Tire cord and tire fabrics.....	03	390101	-3.3	-0.1	0.0	0.0	0.0	0.0
Finished fabrics.....	03	4	0.5	-0.3	0.3	0.1	0.1	0.1
Finished broadwoven fabrics.....	03	42	2.4	-1.2	1.2	0.1	0.0	0.6
Finished cotton broadwoven fabrics.....	03	4201	-0.9	0.1	0.0	0.0	-0.5	-0.4
Finished cotton broadwoven fabrics.....	03	420104	-0.9	0.1	0.0	0.0	-0.5	-0.4
Finished manmade, silk, and other natural fiber (exc. cotton and wool) broadwoven fabrics.....	03	4203	4.3	-1.9	1.8	0.1	0.2	1.1
Finished manmade, silk, and other natural fiber (exc. cotton and wool) broadwoven fabrics.....	03	420306	4.3	-1.9	1.8	0.1	0.2	1.1
Finished manmade, silk, & natural fiber (exc cotton/wool) broadwoven, finished in weaving mills.....	03	4203061	1.5	0.1	0.1	0.3	0.0	0.0
Finished manmade fiber, silk and other natural fiber broadwoven fabrics, finishing mill.....	03	4203062	6.0	-3.1	2.9	0.0	0.3	1.8
Woven and braided narrow fabrics.....	03	44	2.1	0.0	0.3	-0.9	0.0	0.1
Woven and braided narrow fabrics.....	03	4402	2.1	0.0	0.3	-0.9	0.0	0.1
Woven narrow fabrics (12 inches or less in width).....	03	440204	2.6	0.1	0.3	-1.0	0.0	0.1
Braided narrow fabrics (12 inches or less in width).....	03	440205	-0.6	-0.1	0.0	0.0	0.0	0.0
Nonwoven fabrics and felts.....	03	45	-1.8	-0.5	0.0	-0.1	0.3	0.3
Nonwoven fabrics and felts.....	03	4503	-1.8	-0.5	0.0	-0.1	0.3	0.3
Nonwoven fabrics.....	03	450321	-2.0	-0.5	0.0	-0.1	0.4	0.3
Pressed, punched, or needled felts, excluding hats.....	03	450333	1.4	0.0	1.1	0.0	-0.1	-0.2
Coated fabrics, not rubberized.....	03	46	0.4	0.2	0.1	0.2	0.2	-0.2
Coated fabrics, not rubberized.....	03	4601	0.4	0.2	0.1	0.2	0.2	-0.2
Vinyl coated fabrics, including expanded vinyl coated.....	03	460102	-3.0	-0.6	0.1	-0.1	0.1	-1.2
Coated or laminated fabrics and coated yarns, incl. impregnated fabrics.....	03	460103	1.7	0.5	0.1	0.3	0.2	0.2
Screen printed textile materials, embroideries, and lace goods.....	03	47	1.3	0.1	0.1	0.3	-0.1	0.0
Screen printed textile and apparel materials and embroideries.....	03	4701	1.3	0.1	0.1	0.3	-0.1	0.0
Embroideries (excluding Schiffli machine products) and embroidery contractors.....	03	470103	2.4	0.1	0.4	0.0	0.0	0.0
Screen printing on garments, apparel accessories, and other fabric articles, excluding labels.....	03	470108	1.0	0.1	0.0	0.3	-0.1	0.0
Knit fabrics, finished in knitting mills.....	03	48	0.7	0.0	0.2	0.0	0.2	0.0

See footnotes at end of table.

Table 7. Producer price index percentage changes for commodity and service groupings and individual items, not seasonally adjusted — Continued
 [September 2024]

Title	Commodity code		Unadjusted 12-month percent change ¹	Unadjusted 1-month percent change ¹				
	Group code	Item code		Sept. 2023 to Sept. 2024 ^P	Apr. to May	May to June ^P	June to July ^P	July to Aug. ^P
Weft (circular) knit fabrics, knit and finished in the same establishment (excluding hosiery).....	03	4801	-0.1	0.0	0.0	0.0	0.2	0.0
Weft (circular) knit fabrics, knit and finished in the same establishment (excluding hosiery).....	03	480101	-0.1	0.0	0.0	0.0	0.2	0.0
Warp knit goods, knit and finished in the same establishment.....	03	4802	1.7	-0.1	0.5	0.0	0.3	0.0
Warp knit goods, knit and finished in the same establishment.....	03	480201	1.7	-0.1	0.5	0.0	0.3	0.0
Warp knit fabrics, knit and finished in same establishment.....	03	4802011	1.9	0.0	0.6	0.0	0.3	0.0
Apparel & other fabricated textile prods.....	03	8	2.0	0.4	0.0	-0.1	0.1	0.0
Apparel.....	03	81	1.3	0.1	0.1	0.1	0.0	-0.1
Miscellaneous apparel and accessories.....	03	8104	2.4	0.0	0.0	0.1	0.1	-0.1
Men's and boys' fabric, straw, and felt hats, made from purchased materials.....	03	810414	5.5	0.0	0.0	1.4	-1.4	-0.5
Women's, girls', and infants' fabric, straw, and felt hats, made from purchased materials.....	03	810415	-	-	-	-	0.0	0.0
Hat bodies and fabric caps, made from purchased materials.....	03	810416	1.9	0.0	0.0	-3.4	0.0	0.0
Gloves and mittens, made from purchased materials.....	03	810424	1.1	0.0	0.0	0.0	1.1	0.0
Leather and sheep-lined apparel, made from purchased materials.....	03	810428	0.9	0.0	0.0	0.0	0.0	0.0
Apparel and accessories, n.e.c.....	03	810441	1.7	0.0	0.0	0.0	0.2	0.0
All other cut and sew apparel, made from purchased materials.....	03	81044118	2.4	0.0	0.0	0.0	0.3	0.0
Fabricated apparel accessories.....	03	8104412	0.0	0.0	0.0	0.0	0.0	0.0
All other apparel accessories, made from purchased materials.....	03	81044125	0.0	0.0	0.0	0.0	0.0	0.0
Women's, girls', and infants' cut and sew apparel.....	03	8106	1.6	0.0	0.3	0.0	0.0	0.0
Women's and girls' blouses and shirts, made from purchased fabrics.....	03	810603	-1.4	0.0	0.0	0.0	0.0	0.0
Women's and girls' dresses, made from purchased fabrics.....	03	810611	5.0	0.0	0.3	0.0	0.0	0.0
Women's and girls' lingerie and nightwear, made from purchased fabrics.....	03	810647	0.0	0.0	0.0	0.0	0.0	0.0
Women's and girls' other outerwear, made from purchased fabrics.....	03	810661	0.9	0.1	0.5	0.0	0.0	0.1
Men's and boys' cut and sew apparel.....	03	8107	0.2	0.3	-0.2	0.2	-0.3	-0.3
Men's and boys' pants, except work pants, made from purchased fabrics.....	03	810703	-	0.0	0.0	0.0	0.0	-
Men's and boys' work clothing, made from purchased fabrics.....	03	810713	-3.0	0.6	-0.9	1.1	-1.3	-1.5
Men's and boys' shirts, except work shirts, made from purchased fabrics.....	03	810723	1.9	0.0	0.0	0.0	0.0	0.0
Men's and boys' suits, coats, and overcoats, made from purchased fabrics.....	03	810735	1.3	0.4	0.0	0.0	0.0	0.0
Men's and boys' other outerwear, made from purchased fabrics.....	03	810744	-0.3	0.0	-0.1	0.0	0.0	0.0
Men's and boys' nightwear, robes, and underwear, made from purchased fabrics.....	03	810761	0.7	0.0	0.0	0.0	0.0	0.0
Apparel made in knitting mills.....	03	8108	0.2	0.0	0.0	0.0	0.0	-0.1
Knit outerwear, underwear, and nightwear, made in knitting mills.....	03	810808	1.2	0.0	0.0	0.0	0.0	-0.5
Hosiery and socks.....	03	810831	-0.2	0.0	0.0	0.0	0.0	0.0
Textile house furnishings.....	03	82	1.5	0.6	0.0	-0.1	0.0	0.0
Textile house furnishings.....	03	8203	1.5	0.6	0.0	-0.1	0.0	0.0
Curtains and draperies, made from purchased materials.....	03	820304	3.0	1.9	0.0	0.0	0.0	0.0
Other textiles, including towels and bed textiles.....	03	820312	1.0	0.1	0.0	-0.1	0.0	0.0
Fabricated textile products, made in weaving mills.....	03	8203121	6.6	0.3	-0.1	-1.3	0.1	0.0
Other household textile products.....	03	8203122	0.4	0.0	0.0	0.0	0.0	0.0
Bedspreads, made from purchased materials.....	03	82031221	0.0	0.0	0.0	0.0	0.0	0.0
Sheets and pillowcases, made from purchased materials.....	03	82031223	0.0	0.0	0.0	0.0	0.0	0.0
Other household furnishings, made from purchased materials.....	03	82031226	0.5	0.1	0.0	0.0	0.0	0.0
Industrial and other fabricated products.....	03	83	2.7	0.5	0.1	-0.2	0.1	0.0
Industrial and other fabricated products.....	03	8303	2.7	0.5	0.1	-0.2	0.1	0.0
Rope, cordage, and twine.....	03	830321	2.6	0.1	0.8	0.1	0.1	0.8
Duffle bags.....	03	830333	-	0.1	0.0	0.0	0.0	0.0
All other textile bags.....	03	830334	2.9	0.3	0.0	0.0	0.0	0.0
Canvas and related products.....	03	830345	2.4	0.9	0.0	0.0	0.0	0.0
All other fabricated textile products, excluding trimming and findings.....	03	830351	3.0	0.2	0.0	-0.6	0.3	-0.1
All other miscellaneous fabricated textile products.....	03	8303516	1.0	0.4	0.1	-0.9	0.5	-0.1
Trimming and findings, excluding automobile and apparel.....	03	830361	4.7	0.0	-0.2	0.0	0.0	0.0
Miscellaneous textile products/services.....	03	9	-3.3	-0.7	0.0	0.0	-2.9	0.1
Miscellaneous textile products/services.....	03	94	-3.3	-0.7	0.0	0.0	-2.9	0.1
Miscellaneous textile products/services.....	03	9401	-3.3	-0.7	0.0	0.0	-2.9	0.1
Textile and fabric finishing, except broadwoven.....	03	940103	-7.8	-0.5	0.4	0.1	0.3	0.3
Hides, skins, leather, and related products.....	04	-	-2.5	0.1	-0.5	-0.4	-0.4	-0.2
Hides and skins, incl. cattle.....	04	1	-18.9	0.6	-2.1	-2.4	-2.5	-0.6

See footnotes at end of table.

Table 7. Producer price index percentage changes for commodity and service groupings and individual items, not seasonally adjusted — Continued
 [September 2024]

Title	Commodity code		Unadjusted 12-month percent change ¹	Unadjusted 1-month percent change ¹				
	Group code	Item code		Sept. 2023 to Sept. 2024 ^P	Apr. to May	May to June ^P	June to July ^P	July to Aug. ^P
Hides and skins, incl. cattle.....	04	19	-18.9	0.6	-2.1	-2.4	-2.5	-0.6
Hides, skins, and pelts, made in slaughtering plants.....	04	1901	-18.9	0.6	-2.1	-2.4	-2.5	-0.6
Hides, skins, and pelts, made in slaughtering plants.....	04	190108	-18.9	0.6	-2.1	-2.4	-2.5	-0.6
Leather.....	04	2	-1.6	-0.2	-0.9	-0.9	-0.2	-0.6
Finished and unfinished leather.....	04	27	-1.6	-0.2	-0.9	-0.9	-0.2	-0.6
Finished and unfinished leather.....	04	2701	-1.6	-0.2	-0.9	-0.9	-0.2	-0.6
Finished and unfinished leather.....	04	270102	-1.6	-0.2	-0.9	-0.9	-0.2	-0.6
Footwear.....	04	3	1.8	0.0	0.0	0.1	-0.1	0.0
Men's nonathletic footwear.....	04	31	1.9	0.0	0.0	0.0	0.0	0.0
Men's footwear (size 6 and larger), excluding athletic.....	04	3105	1.9	0.0	0.0	0.0	0.0	0.0
Men's footwear (size 6 and larger), excluding athletic.....	04	310501	1.9	0.0	0.0	0.0	0.0	0.0
Women's nonathletic footwear.....	04	32	2.7	0.0	0.0	0.5	-0.6	0.0
Women's footwear (size 4 and larger), excluding athletic.....	04	3205	2.7	0.0	0.0	0.5	-0.6	0.0
Women's footwear (size 4 and larger), excluding athletic.....	04	320501	2.7	0.0	0.0	0.5	-0.6	0.0
Other footwear including slippers.....	04	39	0.0	0.0	0.0	0.0	0.0	0.0
Other footwear, excluding rubber and plastic soled footwear.....	04	3901	0.0	0.0	0.0	0.0	0.0	0.0
Other footwear, excluding rubber and plastic soled footwear.....	04	390104	0.0	0.0	0.0	0.0	0.0	0.0
Other leather and related products.....	04	4	1.7	0.0	0.0	0.4	0.2	0.1
Luggage and small leather goods.....	04	41	1.7	0.0	0.0	0.0	0.0	0.2
Luggage and small leather goods.....	04	4101	1.7	0.0	0.0	0.0	0.0	0.2
Luggage (including suitcases, travel bags, backpacks, and other types).....	04	410112	3.0	0.0	0.0	0.0	0.0	0.3
Women's and children's handbags and purses.....	04	410128	0.3	0.0	0.0	0.0	0.0	0.0
Personal leather goods (excluding women's handbags and purses).....	04	410132	1.1	0.0	0.0	0.0	0.0	0.0
Leather and leather-like goods, n.e.c.....	04	45	1.6	0.0	0.0	0.8	0.4	0.0
Leather and leather-like goods, n.e.c.....	04	4501	1.6	0.0	0.0	0.8	0.4	0.0
All other leather goods.....	04	450101	1.5	0.0	0.0	0.9	0.2	0.0
Boot and shoe cut stock and findings.....	04	4501011	0.0	0.0	0.0	0.0	0.0	0.0
All other miscellaneous leather goods.....	04	4501014	1.7	0.0	0.0	1.0	0.3	0.0
Leather belts, made from purchased materials.....	04	450111	2.7	0.0	0.0	0.0	2.7	0.0
Fuels and related products and power.....	05	-	-16.0	-4.3	0.9	2.6	-2.7	-5.9
Coal.....	05	1	6.5	1.1	-2.1	0.2	3.5	-2.1
Coal.....	05	13	6.5	1.1	-2.1	0.2	3.5	-2.1
Coal.....	05	1301	6.5	1.1	-2.1	0.2	3.5	-2.1
Unprepared bituminous coal and lignite (utility sold).....	05	130101	5.0	-3.6	-1.5	0.6	2.8	-1.4
Unprepared bituminous coal and lignite from surface mine (utility sold).....	05	1301011	-0.3	-0.5	-3.0	-0.3	2.9	-3.4
Unprepared bituminous coal and lignite from underground mine (utility sold).....	05	1301012	11.1	-6.8	0.2	1.6	2.6	0.8
Prepared bituminous coal and lignite (utility sold).....	05	130102	9.7	2.8	-2.7	0.2	4.4	-2.4
Prepared bituminous coal & lignite, from surface mine (utility sold).....	05	1301021	0.9	14.6	-11.3	3.2	5.0	-9.3
Prepared bituminous coal & lignite, from underground mine (utility sold).....	05	1301022	13.8	-2.3	1.7	-1.1	4.1	0.9
Coal exports.....	05	130103	-9.4	-4.0	0.0	-0.2	0.5	-2.8
Coal non-utility sold (including anthracite).....	05	130104	3.1	0.2	0.3	0.0	0.0	0.0
Gas fuels.....	05	3	-21.1	6.3	13.7	1.2	-14.8	1.3
Natural gas.....	05	31	-24.8	17.4	27.7	3.3	-20.7	2.4
Natural gas.....	05	3101	-24.8	17.4	27.7	3.3	-20.7	2.4
Natural gas.....	05	310105	-24.8	17.4	27.7	3.3	-20.7	2.4
Natural gas from the wellhead.....	05	3101051	-22.9	18.5	27.0	2.9	-21.6	4.7
Natural gas from processing facilities.....	05	3101052	-35.9	9.9	33.0	6.1	-14.5	-10.9
Liquefied petroleum gas.....	05	32	-16.1	-3.2	-0.9	-1.7	-6.7	-0.2
Liquefied petroleum gas.....	05	3201	-16.1	-3.2	-0.9	-1.7	-6.7	-0.2
Isopentane and natural gasoline.....	05	320102	-12.9	-6.4	1.2	-0.5	-3.3	0.3
Propane.....	05	320104	0.0	12.0	16.0	5.4	-9.3	-12.7
Butane.....	05	320105	13.2	-10.8	15.1	0.1	-4.1	2.5
Plant condensate, ethane, gas mixtures, and other natural gas liquids.....	05	320108	-25.3	-4.3	-8.7	-4.9	-7.3	3.6
Electric power.....	05	4	1.7	0.0	6.2	-0.5	-0.9	0.6
Residential electric power.....	05	41	2.5	0.5	3.4	-0.6	-1.0	1.2
Residential electric power.....	05	4121	2.5	0.5	3.4	-0.6	-1.0	1.2
Residential electric power.....	05	412101	2.5	0.5	3.4	-0.6	-1.0	1.2

See footnotes at end of table.

Table 7. Producer price index percentage changes for commodity and service groupings and individual items, not seasonally adjusted — Continued
 [September 2024]

Title	Commodity code		Unadjusted 12-month percent change ¹	Unadjusted 1-month percent change ¹				
	Group code	Item code		Sept. 2023 to Sept. 2024 ^P	Apr. to May	May to June ^P	June to July ^P	July to Aug. ^P
Residential electric power, New England.....	05	4121011	-0.4	0.0	-0.1	-8.4	-1.2	0.0
Residential electric power, Middle Atlantic.....	05	4121012	5.8	0.4	2.5	1.6	-1.5	0.1
Residential electric power, East North Central.....	05	4121013	7.4	-1.1	7.2	-0.3	-0.3	0.1
Residential electric power, West North Central.....	05	4121014	5.6	-0.5	12.2	1.9	0.9	-1.2
Residential electric power, South Atlantic.....	05	4121015	1.0	0.8	4.4	-0.1	-0.2	0.8
Residential electric power, East South Central.....	05	4121016	1.3	-1.6	3.5	-0.6	0.3	-0.1
Residential electric power, West South Central.....	05	4121017	-1.3	2.1	1.7	0.5	-5.8	8.9
Residential electric power, Mountain.....	05	4121018	6.8	4.4	0.1	1.1	0.0	-1.0
Residential electric power, Pacific.....	05	4121019	0.6	0.1	0.9	-2.9	0.1	0.2
Commercial electric power.....	05	42	1.2	0.0	8.8	-0.9	-1.2	0.2
Commercial electric power.....	05	4221	1.2	0.0	8.8	-0.9	-1.2	0.2
Commercial electric power.....	05	422101	1.2	0.0	8.8	-0.9	-1.2	0.2
Commercial electric power, New England.....	05	4221011	-2.7	0.0	-0.4	-6.3	-0.5	0.0
Commercial electric power, Middle Atlantic.....	05	4221012	1.8	1.5	13.6	1.4	-6.4	-1.6
Commercial electric power, East North Central.....	05	4221013	4.5	-1.3	7.2	0.1	-0.1	0.0
Commercial electric power, West North Central.....	05	4221014	7.2	-1.0	9.7	3.8	1.7	-2.3
Commercial electric power, South Atlantic.....	05	4221015	-1.8	-0.1	0.2	-0.6	-0.7	1.1
Commercial electric power, East South Central.....	05	4221016	-0.8	-3.2	4.3	-0.6	0.1	-0.1
Commercial electric power, West South Central.....	05	4221017	-1.5	0.4	6.7	-0.3	-1.6	5.0
Commercial electric power, Mountain.....	05	4221018	4.0	3.3	0.0	3.6	0.0	-3.5
Commercial electric power, Pacific.....	05	4221019	2.0	0.0	21.5	-4.3	0.0	0.3
Industrial electric power.....	05	43	0.7	-1.4	8.4	0.8	0.2	-0.2
Industrial electric power.....	05	4321	0.7	-1.4	8.4	0.8	0.2	-0.2
Industrial electric power.....	05	432101	0.7	-1.4	8.4	0.8	0.2	-0.2
Industrial electric power, New England.....	05	4321011	-6.3	-3.3	0.8	7.7	-1.1	-2.8
Industrial electric power, Middle Atlantic.....	05	4321012	11.3	-0.7	4.0	5.8	-0.8	0.0
Industrial electric power, East North Central.....	05	4321013	8.9	-3.9	6.0	-1.5	-0.3	1.0
Industrial electric power, West North Central.....	05	4321014	2.4	0.7	8.8	3.2	2.2	-5.6
Industrial electric power, South Atlantic.....	05	4321015	3.6	2.0	0.5	-0.9	-0.7	0.7
Industrial electric power, East South Central.....	05	4321016	-5.5	-4.1	5.0	-0.5	-0.2	-2.0
Industrial electric power, West South Central.....	05	4321017	-4.3	-2.7	5.4	0.2	-6.9	8.9
Industrial electric power, Mountain.....	05	4321018	-13.1	0.5	9.3	14.0	15.7	-10.4
Industrial electric power, Pacific.....	05	4321019	0.6	0.1	25.2	-3.3	0.0	0.2
Transportation electric power.....	05	46	-2.1	-2.5	7.1	-1.2	-1.2	-0.3
Transportation electric power.....	05	4621	-2.1	-2.5	7.1	-1.2	-1.2	-0.3
Transportation electric power.....	05	462111	-2.1	-2.5	7.1	-1.2	-1.2	-0.3
Utility natural gas.....	05	5	-0.6	-1.4	3.0	0.5	-0.9	0.1
Residential natural gas.....	05	51	1.3	-1.5	2.0	0.4	-0.2	0.7
Residential natural gas.....	05	5121	1.3	-1.5	2.0	0.4	-0.2	0.7
Residential natural gas.....	05	512101	1.3	-1.5	2.0	0.4	-0.2	0.7
Residential natural gas, New England.....	05	5121011	7.5	-19.1	-0.4	-0.8	-1.0	0.6
Residential natural gas, Middle Atlantic.....	05	5121012	4.4	-0.1	-0.1	0.6	-0.8	1.7
Residential natural gas, East North Central.....	05	5121013	0.9	-2.6	7.3	1.0	-0.8	-0.3
Residential natural gas, West North Central.....	05	5121014	0.1	2.1	-0.5	1.5	-1.0	0.3
Residential natural gas, South Atlantic.....	05	5121015	4.8	0.3	2.4	1.9	-0.4	1.9
Residential natural gas, East South Central.....	05	5121016	4.0	-0.8	-2.9	10.9	1.5	-1.5
Residential natural gas, West South Central.....	05	5121017	3.8	-4.4	2.6	1.4	0.1	0.1
Residential natural gas, Mountain.....	05	5121018	-21.0	0.4	0.1	-14.6	0.5	-0.4
Residential natural gas, Pacific.....	05	5121019	3.7	2.2	2.2	3.7	1.6	0.7
Commercial natural gas.....	05	52	-0.6	-3.3	2.9	-0.2	-1.2	-0.1
Commercial natural gas.....	05	5221	-0.6	-3.3	2.9	-0.2	-1.2	-0.1
Commercial natural gas.....	05	522101	-0.6	-3.3	2.9	-0.2	-1.2	-0.1
Commercial natural gas, New England.....	05	5221011	18.1	-24.9	-0.3	-0.5	-1.9	0.9
Commercial natural gas, Middle Atlantic.....	05	5221012	4.3	-0.6	0.6	1.0	-2.8	2.2
Commercial natural gas, East North Central.....	05	5221013	9.1	-3.2	6.1	0.6	-1.7	-0.1
Commercial natural gas, West North Central.....	05	5221014	-0.8	1.7	3.4	1.7	-1.8	1.6
Commercial natural gas, South Atlantic.....	05	5221015	-2.7	1.0	5.3	-1.1	-2.5	-1.4
Commercial natural gas, East South Central.....	05	5221016	-3.9	3.1	4.9	8.4	-2.1	-1.9
Commercial natural gas, West South Central.....	05	5221017	-0.6	-4.1	2.0	0.4	-1.2	-1.4
Commercial natural gas, Mountain.....	05	5221018	-31.8	-0.2	-0.1	-20.0	0.1	-0.8
Commercial natural gas, Pacific.....	05	5221019	-1.3	-0.6	3.6	8.2	3.7	-2.5
Industrial natural gas.....	05	53	-6.1	-2.2	1.5	1.3	-1.8	1.0
Industrial natural gas.....	05	5321	-6.1	-2.2	1.5	1.3	-1.8	1.0

See footnotes at end of table.

Table 7. Producer price index percentage changes for commodity and service groupings and individual items, not seasonally adjusted — Continued
[September 2024]

Title	Commodity code		Unadjusted 12-month percent change ¹	Unadjusted 1-month percent change ¹				
	Group code	Item code		Sept. 2023 to Sept. 2024 ^P	Apr. to May	May to June ^P	June to July ^P	July to Aug. ^P
Industrial natural gas.....	05	532101	-6.1	-2.2	1.5	1.3	-1.8	1.0
Industrial natural gas, New England.....	05	5321011	20.2	-25.5	-0.6	-1.1	-5.3	1.2
Industrial natural gas, Middle Atlantic.....	05	5321012	-9.0	-0.2	0.8	6.7	-3.6	3.5
Industrial natural gas, East North Central.....	05	5321013	-3.2	-6.4	5.8	0.9	-5.8	2.7
Industrial natural gas, West North Central.....	05	5321014	-8.9	1.1	-3.6	4.4	-3.7	-1.0
Industrial natural gas, South Atlantic.....	05	5321015	6.5	-1.0	4.2	3.3	-1.2	3.2
Industrial natural gas, East South Central.....	05	5321016	-0.2	-3.2	5.6	7.1	-0.1	-1.1
Industrial natural gas, West South Central.....	05	5321017	-7.6	-2.4	-0.2	1.3	-0.2	1.7
Industrial natural gas, Mountain.....	05	5321018	-14.4	0.0	0.1	-12.1	2.4	0.0
Industrial natural gas, Pacific.....	05	5321019	-10.4	2.3	1.8	-0.5	-0.5	-1.6
Natural gas to electric power.....	05	54	-2.1	-0.3	4.6	0.9	-1.6	-0.7
Natural gas to electric power.....	05	5421	-2.1	-0.3	4.6	0.9	-1.6	-0.7
Natural gas to electric power.....	05	542101	-2.1	-0.3	4.6	0.9	-1.6	-0.7
Crude petroleum (domestic production).....	05	6	-27.8	-7.3	-0.3	3.6	-4.6	-16.7
Crude petroleum (domestic production).....	05	61	-27.8	-7.3	-0.3	3.6	-4.6	-16.7
Crude petroleum (domestic production).....	05	6101	-27.8	-7.3	-0.3	3.6	-4.6	-16.7
Crude petroleum (domestic production).....	05	610102	-27.8	-7.3	-0.3	3.6	-4.6	-16.7
Petroleum products, refined.....	05	7	-27.7	-8.5	-4.6	6.2	-3.4	-10.7
Gasoline.....	05	71	-25.7	-4.4	-6.3	4.6	-2.7	-11.2
Unleaded premium gasoline.....	05	7103	-25.1	-5.0	-5.2	3.7	-4.5	-8.8
Unleaded premium gasoline.....	05	710304	-25.1	-5.0	-5.2	3.7	-4.5	-8.8
Unleaded regular gasoline.....	05	7104	-25.9	-4.2	-6.6	4.9	-2.1	-12.2
Unleaded regular gasoline.....	05	710404	-25.9	-4.2	-6.6	4.9	-2.1	-12.2
Unleaded mid-premium gasoline.....	05	7105	-24.1	-6.9	-4.5	5.4	-3.9	-10.8
Unleaded mid-premium gasoline.....	05	710504	-24.1	-6.9	-4.5	5.4	-3.9	-10.8
Kerosene and jet fuels.....	05	72	-32.5	-6.2	-3.7	6.2	-10.5	-6.3
Kerosene.....	05	7202	-32.8	-6.5	-6.8	12.8	-10.3	-10.3
Kerosene.....	05	720201	-32.8	-6.5	-6.8	12.8	-10.3	-10.3
Jet fuel.....	05	7203	-32.5	-6.2	-3.5	5.8	-10.5	-6.1
Jet fuel.....	05	720301	-32.5	-6.2	-3.5	5.8	-10.5	-6.1
Light fuel oils.....	05	73	-36.0	-18.8	-3.5	10.8	-2.3	-14.5
Home heating oil and distillates.....	05	7302	-35.1	-7.9	0.5	1.9	-5.2	-11.8
Home heating oil and distillates.....	05	730201	-35.1	-7.9	0.5	1.9	-5.2	-11.8
No. 2 diesel fuel.....	05	7303	-36.1	-19.4	-3.8	11.4	-2.1	-14.6
No. 2 diesel fuel.....	05	730302	-36.1	-19.4	-3.8	11.4	-2.1	-14.6
Residual fuels (heavy fuel oils, incl. #5, #6, & other residual fuels).....	05	74	-2.3	9.0	-1.7	2.4	-4.4	-1.6
Residual fuels (heavy fuel oils, incl. #5, #6, & other residual fuels).....	05	7407	-2.3	9.0	-1.7	2.4	-4.4	-1.6
Residual fuels (heavy fuel oils, incl. #5, #6, & other residual fuels).....	05	740703	-2.3	9.0	-1.7	2.4	-4.4	-1.6
Finished lubricants.....	05	76	-0.1	0.0	-0.1	-0.1	0.1	-0.1
Lubricating grease.....	05	7603	-	0.0	0.0	0.0	0.0	0.0
Lubricating grease not from petroleum refineries.....	05	760303	-	0.0	0.0	0.0	0.0	0.0
Lubricating and similar oils.....	05	7604	-0.2	0.0	-0.1	-0.1	0.1	-0.1
Lubricating and similar oils not from petroleum refineries.....	05	760401	-0.2	0.0	-0.1	-0.1	0.1	-0.1
Lubricating oil base stocks.....	05	78	0.5	4.4	2.4	1.6	-6.8	-0.6
Lubricating oil base stocks.....	05	7801	0.5	4.4	2.4	1.6	-6.8	-0.6
Lubricating oil base stocks.....	05	780121	0.5	4.4	2.4	1.6	-6.8	-0.6
Asphalt and other petroleum and coal products, n.e.c.....	05	8	-16.4	2.2	2.9	-5.7	1.6	2.7
Asphalt and other petroleum and coal products, n.e.c.....	05	81	-16.4	2.2	2.9	-5.7	1.6	2.7
Asphalt.....	05	8102	-18.5	5.5	0.8	0.4	-4.3	-19.0
Asphalt.....	05	810212	-18.5	5.5	0.8	0.4	-4.3	-19.0
Other petroleum and coal products, including coke oven products, n.e.c.....	05	8103	-15.9	1.0	3.7	-7.8	3.9	10.3
Other petroleum and coal products, including coke oven products, n.e.c.....	05	810319	-15.9	1.0	3.7	-7.8	3.9	10.3
Other petroleum and coal products, made in coke oven establishments.....	05	8103191	-6.5	1.1	-0.2	-1.3	-0.1	0.0
Chemicals and allied products.....	06	-	0.5	-0.3	0.1	0.9	0.0	-0.7
Industrial chemicals.....	06	1	-0.9	-0.5	0.5	2.3	-0.2	-1.4
Basic inorganic chemicals.....	06	13	-3.7	0.6	0.1	-1.0	0.0	0.3
Inorganic chemicals, other than alkalis and chlorine.....	06	1302	-0.2	0.8	0.2	-1.0	-0.3	0.6
Aluminum compounds.....	06	130209	-3.9	0.2	-0.2	0.6	0.7	0.0
Inorganic acids, inc. hydrochloric, sulfuric acid, and other.....	06	13020T	0.0	-2.6	0.2	-2.4	-2.1	3.8

See footnotes at end of table.

Table 7. Producer price index percentage changes for commodity and service groupings and individual items, not seasonally adjusted — Continued
 [September 2024]

Title	Commodity code		Unadjusted 12-month percent change ¹	Unadjusted 1-month percent change ¹				
	Group code	Item code		Sept. 2023 to Sept. 2024 ^P	Apr. to May	May to June ^P	June to July ^P	July to Aug. ^P
Sulfuric acid.....	06	13020T1	-3.1	-6.2	0.9	-4.6	-5.2	7.5
Lime.....	06	130213	13.1	-0.1	0.0	0.4	0.1	0.1
Potassium and sodium compounds, excluding bleaches, alkalis, and alum.....	06	130217	-0.5	-0.1	-0.8	0.2	-0.1	0.4
Rock salt.....	06	130271	—	0.0	0.0	0.0	0.0	—
Other inorganic chemicals, nec.....	06	130283	-2.7	1.7	0.5	-1.2	-0.2	0.3
All other inorganic chemicals.....	06	1302833	1.5	2.2	0.6	0.5	-0.2	0.4
Alkalies and chlorine, including natural sodium carbonate and sulfate.....	06	1303	-13.4	0.2	-0.1	-1.0	1.0	-0.7
Chlorine, sodium hydroxide, and other alkalis.....	06	130302	-12.6	0.2	-0.1	-1.2	1.2	-0.7
Sodium hydroxide (caustic soda).....	06	1303024	-13.9	0.0	-0.1	-0.8	1.6	-1.2
Other alkalis.....	06	1303028	-16.6	0.6	-0.1	-1.9	0.5	-0.1
Basic organic chemicals.....	06	14	-0.3	-0.7	0.6	3.1	-0.2	-1.8
Primary basic organic chemicals.....	06	1401	18.4	-2.2	-1.2	6.7	0.0	-3.5
Aromatics.....	06	140197	5.0	-0.3	-3.6	0.0	-1.8	-4.3
Liquid refinery gases.....	06	140198	24.4	-3.1	-0.3	9.6	0.6	-3.3
Cyclic intermediate chemicals and dyes.....	06	1402	-8.1	0.1	-0.5	0.1	3.2	-2.3
Cyclic intermediate chemicals.....	06	140281	-9.0	0.0	-0.2	0.0	3.6	-2.5
Synthetic organic dyes.....	06	140282	-1.1	0.6	-2.6	1.4	0.6	-0.4
Other basic organics.....	06	1403	-7.9	0.1	1.6	1.3	-0.5	-0.7
Ethanol (ethyl alcohol).....	06	140341	-18.3	7.0	4.2	5.5	-3.5	-1.5
Other basic organics, n.e.c.....	06	140399	-4.1	-1.9	0.9	0.0	0.4	-0.4
Fatty acids.....	06	1403991	-37.0	-5.4	-2.9	0.4	3.1	-0.7
Bulk pesticides and other bulk synthetic organic agricultural chemicals, excluding preparation.....	06	1403992	1.2	0.1	0.1	0.2	2.0	0.0
Industrial organic flavor oil mixtures and blends.....	06	1403993	-6.8	-1.9	-0.1	-0.3	0.0	-0.1
Natural organic chemicals.....	06	1403995	-4.2	0.1	0.1	-0.1	0.0	0.0
Synthetic organic chemicals for use as flavor and perfume materials.....	06	1403997	6.6	0.0	0.0	-0.4	0.2	0.1
Synthetic organic rubber-processing chemicals.....	06	1403998	—	-0.3	0.1	1.4	-1.7	-0.4
Synthetic organic plasticizers.....	06	1403999	3.2	3.7	0.9	1.9	-3.7	-4.3
Other synthetic organic chemicals.....	06	140399A	14.9	-3.7	3.2	0.7	1.6	1.1
Miscellaneous end use chemicals and chemical products, excluding urea.....	06	140399B	-2.0	-0.6	0.2	0.6	0.0	-0.4
Miscellaneous cyclic and acyclic chemicals and chemical products, excluding fatty acid esters.....	06	140399C	-4.8	-3.0	1.2	-2.5	-0.6	-2.7
Paints and allied products.....	06	2	-0.6	-0.2	0.1	0.1	0.1	0.7
Prepared paint.....	06	21	0.0	0.1	0.1	0.2	0.2	0.2
Architectural coatings.....	06	2101	0.4	0.0	0.0	0.0	0.0	0.4
Architectural coatings.....	06	210104	0.4	0.0	0.0	0.0	0.0	0.4
Exterior architectural coatings.....	06	2101041	2.2	0.0	0.0	0.0	0.0	1.1
Interior architectural coatings.....	06	2101042	-0.6	0.0	0.0	0.0	0.0	0.0
OEM finishes excluding marine coatings.....	06	2102	-1.4	0.4	0.4	0.2	0.4	-0.1
OEM finishes excluding marine coatings.....	06	210201	-1.4	0.4	0.4	0.2	0.4	-0.1
Transportation finishes, except powdered and high-solids coatings.....	06	2102011	2.8	0.0	2.9	0.7	1.0	-1.1
All other product finishes for original equipment manufacturers (OEM), excluding marine coating.....	06	2102012	-2.5	0.5	-0.2	0.1	0.3	0.1
Special purpose coatings, incl. marine, industrial & construction coatings.....	06	2103	0.4	0.0	-0.1	0.5	0.5	0.0
Special purpose coatings, incl. marine, industrial & construction coatings.....	06	210301	0.4	0.0	-0.1	0.5	0.5	0.0
Paint materials.....	06	22	-2.7	-1.7	0.2	-0.1	0.0	3.2
Paint colors.....	06	2202	-4.0	-2.0	0.3	-0.1	0.0	3.7
All other inorganic pigments, including TiO2, chrome colors, and other white opaque pigments.....	06	22020N	-3.9	-2.7	0.8	-0.1	-0.4	4.3
Synthetic organic pigments, lakes, and toners.....	06	220298	-5.3	3.2	-2.9	0.0	2.4	0.0
Allied and miscellaneous paint products.....	06	23	-1.7	0.6	-0.2	-0.3	0.0	-0.1
Allied and miscellaneous paint products.....	06	2301	-1.7	0.6	-0.2	-0.3	0.0	-0.1
Allied and miscellaneous paint products.....	06	230104	-1.7	0.6	-0.2	-0.3	0.0	-0.1
Drugs and pharmaceuticals.....	06	3	2.3	-0.1	-0.2	0.1	0.4	0.0
Medicinal and botanical chemicals, drugs, and other products.....	06	31	5.4	0.0	-0.2	0.1	-0.2	0.2
Medicinal and botanical chemicals, drugs, and other products.....	06	3102	5.4	0.0	-0.2	0.1	-0.2	0.2
Synthetic organic medicinal chemicals, medicinal & botanical drugs, & other products.....	06	310203	5.4	0.0	-0.2	0.1	-0.2	0.2
Veterinary pharmaceutical preparations.....	06	34	—	0.0	0.0	0.0	1.8	—
Pharmaceuticals for veterinary use.....	06	3403	—	0.0	0.0	0.0	1.8	—

See footnotes at end of table.

Table 7. Producer price index percentage changes for commodity and service groupings and individual items, not seasonally adjusted — Continued
[September 2024]

Title	Commodity code		Unadjusted 12-month percent change ¹	Unadjusted 1-month percent change ¹				
	Group code	Item code		Sept. 2023 to Sept. 2024 ^P	Apr. to May	May to June ^P	June to July ^P	July to Aug. ^P
Pharmaceuticals for veterinary use.....	06	340303	-	0.0	0.0	0.0	1.8	-
Biological products, including diagnostics.....	06	37	2.8	-0.3	-0.3	-0.1	0.6	0.0
Biological products, excluding diagnostic, for veterinary, industrial, and all other misc. uses.....	06	3717	0.5	-1.1	-2.1	-0.5	0.0	0.0
Biological products, excluding diagnostic, for veterinary, industrial, and all other misc. uses.....	06	371705	0.5	-1.1	-2.1	-0.5	0.0	0.0
Diagnostics.....	06	3718	5.5	-0.1	0.3	-0.2	0.2	-0.1
In-vitro diagnostic substances.....	06	371801	1.1	0.0	0.0	0.0	0.0	0.0
Biological products, excluding diagnostic, for human use.....	06	3719	1.4	0.0	0.0	0.1	1.5	0.0
Biological products, excluding diagnostic, for human use.....	06	371904	1.4	0.0	0.0	0.1	1.5	0.0
Pharmaceutical preparations.....	06	38	1.8	0.0	-0.1	0.1	0.3	0.0
Pharmaceuticals affecting neoplasms, the endocrine system, & metabolic diseases.....	06	3801	0.5	0.0	0.0	0.1	0.0	0.0
Cancer therapy products.....	06	380102	3.2	0.0	0.0	1.1	0.0	0.0
Insulin/antidiabetes products.....	06	380103	-8.8	0.0	0.0	0.0	0.0	0.0
Other neoplasms, endocrine system, and metabolic diseases.....	06	380104	-	0.0	0.0	0.0	0.0	-
Hormones and oral contraceptives.....	06	380105	0.1	0.0	0.0	0.1	0.0	0.0
Pharmaceuticals acting on the central nervous system and the sense organs.....	06	3802	3.6	0.0	0.0	0.0	0.0	0.0
Analgesics.....	06	380202	1.5	0.0	0.0	0.0	0.0	0.0
Analgesics, over-the-counter.....	06	380202OC	0.3	0.0	0.0	0.3	0.0	0.0
Analgesics, prescription.....	06	380202RX	1.7	0.0	0.0	0.0	0.0	0.0
Psychotherapeutics.....	06	380203	1.0	0.0	0.0	0.0	0.0	0.0
Antidepressants.....	06	3802031	1.0	0.0	0.0	0.0	0.0	0.0
Other psychotherapeutics, including tranquilizers.....	06	3802032	1.2	0.0	0.0	0.1	0.0	0.0
Anticonvulsants.....	06	380204	4.1	0.0	0.0	0.0	0.0	0.0
Other central nervous system and sense organs.....	06	380205	4.9	0.0	0.0	0.0	0.0	0.0
Pharmaceuticals acting on the cardiovascular system.....	06	3803	0.7	0.0	0.0	0.0	0.0	0.0
Other cardiovascular preparations.....	06	380305	0.0	0.0	0.0	0.0	0.0	0.0
Pharmaceuticals acting on the respiratory system.....	06	3804	2.8	0.0	0.0	1.3	0.0	0.0
Antihistamines and bronchodilators, including antiasthmatics.....	06	380402	1.2	0.0	0.0	0.0	0.0	0.0
Other respiratory preparations.....	06	380403	5.4	0.0	0.0	3.4	0.0	0.0
Other respiratory preparations, over-the-counter.....	06	380403OC	6.5	0.0	0.0	6.2	0.0	0.0
Other respiratory preparations, prescription.....	06	380403RX	4.0	0.0	0.0	0.0	0.0	0.0
Pharmaceuticals acting on the digestive or the genito-urinary systems....	06	3805	-7.5	-0.6	0.0	0.0	0.0	0.0
Other digestive or genito-urinary preparations.....	06	380503	-8.4	0.0	0.0	0.0	0.0	0.0
Other digestive or genito-urinary preparations, prescription.....	06	380503RX	-10.6	0.0	0.0	0.0	0.0	0.0
Pharmaceuticals acting on the skin.....	06	3806	-2.4	0.0	-2.0	0.0	0.0	0.0
Other pharmaceutical preparations acting on the skin.....	06	380603	0.3	0.0	0.0	0.0	0.0	0.0
Anti-acne preparations.....	06	380606	-18.0	0.0	-18.8	0.0	0.0	0.0
Vitamin, nutrient, and hematinic preparations.....	06	3807	3.7	-0.1	0.0	0.0	2.2	0.0
Multivitamins.....	06	380702	0.3	0.0	0.0	0.0	0.0	0.0
Other vitamins and nutrients.....	06	380703	2.6	0.3	0.0	0.0	0.1	0.0
Pharmaceuticals affecting parasitic and infective diseases.....	06	3808	1.0	0.0	0.0	0.0	0.0	0.0
Broad and medium spectrum antibiotics.....	06	380802	0.0	0.0	0.0	0.0	0.0	0.0
Systemic antivirals.....	06	380803	3.3	0.0	0.0	0.0	0.0	0.0
Other parasitic and infective diseases.....	06	380804	1.6	0.0	0.0	0.0	0.0	0.0
Fats and oils, inedible.....	06	4	-5.1	-1.6	0.6	1.5	-0.6	0.0
Fats and oils, inedible.....	06	41	-5.1	-1.6	0.6	1.5	-0.6	0.0
Fats and oils, inedible.....	06	4101	-5.1	-1.6	0.6	1.5	-0.6	0.0
Soybean oil, processed for inedible purposes.....	06	410131	-1.7	-1.8	0.3	1.5	-2.0	0.3
Crude soybean oil, degummed, made from soybeans crushed in the same establishment.....	06	4101311	57.2	-0.3	0.1	0.2	-0.1	0.0
Soybean oil, all other types.....	06	4101312	-32.5	-3.7	0.5	3.1	-4.3	0.7
Lard, inedible tallow, and grease, except wool grease.....	06	410132	-19.7	-0.4	2.6	1.6	7.8	-1.4
Agricultural chemicals and chemical products.....	06	5	3.9	-1.0	-0.6	-0.7	-0.5	0.6
Mixed fertilizers.....	06	51	2.1	1.2	-0.5	0.2	-0.6	-0.4
Mixed fertilizers.....	06	5105	2.1	1.2	-0.5	0.2	-0.6	-0.4
Mixed fertilizers.....	06	510501	2.1	1.2	-0.5	0.2	-0.6	-0.4
Mixed fertilizers, made in plants which manufacture fertilizer materials.....	06	5105011	2.9	2.9	-1.4	0.0	0.0	0.0
Mixed fertilizers, dry, mixing only.....	06	5105012	1.7	0.0	-0.1	0.0	-0.5	0.6
Mixed fertilizers, liquid, mixing only.....	06	5105013	1.6	1.1	0.0	1.7	-3.5	-7.0
Fertilizer materials.....	06	52	8.4	-3.0	-1.5	-1.9	-0.8	1.7
Nitrogenates.....	06	5201	3.5	-1.3	-4.0	-1.0	-1.8	0.4

See footnotes at end of table.

Table 7. Producer price index percentage changes for commodity and service groupings and individual items, not seasonally adjusted — Continued
 [September 2024]

Title	Commodity code		Unadjusted 12-month percent change ¹	Unadjusted 1-month percent change ¹				
	Group code	Item code		Sept. 2023 to Sept. 2024 ^P	Apr. to May	May to June ^P	June to July ^P	July to Aug. ^P
Fertilizer materials of organic origin.....	06	520137	1.3	-0.8	1.3	0.0	0.0	0.0
Synthetic ammonia, nitric acid, ammonium compounds, and urea.....	06	52013A	3.7	-1.3	-4.5	-1.1	-2.0	0.4
Phosphates.....	06	5202	13.0	-4.7	0.7	-2.7	0.1	2.9
Phosphoric acid, 52-54 percent APA, superphosphates and other phosphate fertilizer materials.....	06	52026A	13.0	-4.7	0.7	-2.7	0.1	2.9
Other agricultural chemicals.....	06	53	0.4	0.2	0.5	0.0	0.0	0.0
Other agricultural chemicals.....	06	5301	0.4	0.2	0.5	0.0	0.0	0.0
Lawn and garden pesticides and chemicals.....	06	530107	-0.8	0.0	0.0	0.0	0.0	-0.2
Household and institutional pesticides and chemicals.....	06	530108	2.1	1.6	0.0	0.0	0.0	0.0
Agricultural and commercial pesticides and chemicals.....	06	530109	0.4	0.1	0.5	0.0	0.0	0.0
Plastic resins and materials.....	06	6	-1.7	-0.1	-0.2	1.6	-0.5	-2.8
Thermoplastic resins and plastics materials.....	06	62	-0.7	-0.1	-0.4	1.7	0.2	-2.7
Thermoplastic resins and plastics materials.....	06	6212	-0.7	-0.1	-0.4	1.7	0.2	-2.7
Thermoplastic resins and plastics materials.....	06	621201	-0.7	-0.1	-0.4	1.7	0.2	-2.7
Thermosetting resins and plastics materials.....	06	63	-8.4	-0.5	0.7	0.4	-4.8	-3.2
Thermosetting resins and plastics materials.....	06	6306	-8.4	-0.5	0.7	0.4	-4.8	-3.2
Thermosetting resins and plastics materials.....	06	630601	-8.4	-0.5	0.7	0.4	-4.8	-3.2
Other chemicals and allied products.....	06	7	1.4	0.1	0.1	0.1	0.2	0.1
Soaps and detergents.....	06	71	1.4	0.1	0.0	0.0	-0.6	0.0
Soaps and other detergents.....	06	7104	1.4	0.1	0.0	0.0	-0.6	0.0
Soaps and detergents, commercial, industrial, and institutional.....	06	710401	5.0	0.1	0.0	0.0	0.1	0.0
Commercial, industrial, and institutional hard surface cleaners.....	06	71040101	4.3	0.0	0.2	0.0	0.0	0.0
Commercial, industrial, and institutional laundry detergents.....	06	71040102	4.4	0.0	0.1	0.0	0.1	0.0
Commercial, industrial, and institutional dishwashing detergents.....	06	71040103	7.4	0.0	0.0	0.0	0.0	0.0
Commercial, industrial, and institutional metal cleaners.....	06	71040104	3.8	0.0	0.0	0.0	0.0	0.0
Dairy, farm, and food plant cleaners, sanitizers, etc.....	06	71040106	2.6	0.0	0.0	0.0	0.0	0.0
Commercial, industrial, and institutional soaps, excluding specialty cleaners.....	06	71040107	2.3	0.3	-0.1	0.0	0.3	0.0
Household detergents.....	06	710402	-1.4	0.2	0.0	0.0	-1.5	0.0
Household alkaline detergents and cleaners.....	06	7104021	-7.6	0.0	0.1	0.1	-7.2	0.1
Household dry and liquid laundry detergents.....	06	7104022	0.2	0.2	0.0	0.0	0.0	0.0
Soaps, excluding specialty cleaners, household.....	06	710403	2.7	0.0	0.0	0.0	0.4	0.1
Polish and other sanitation goods.....	06	72	0.9	0.0	0.0	0.1	0.2	0.0
Polish and other sanitation goods.....	06	7201	0.9	0.0	0.0	0.1	0.2	0.0
Polishing preparations and related products.....	06	720103	-0.4	0.0	0.0	0.2	0.0	0.0
Specialty cleaning and sanitation products.....	06	720105	1.7	0.1	0.0	0.1	0.3	0.0
Disinfectants, nonagricultural, industrial and institutional.....	06	7201051	1.4	0.0	0.0	0.0	0.7	0.0
Air and room fresheners.....	06	7201053	0.0	0.0	0.0	0.0	0.0	0.0
Laundry fabric softeners and rinses, liquid and dry.....	06	7201058	1.6	0.7	0.0	0.8	0.0	0.0
Other specialty cleaning and sanitation products.....	06	7201059	2.6	0.0	0.0	0.0	0.0	0.0
Cosmetics and other toilet preparations.....	06	75	1.5	0.1	0.0	0.0	0.4	0.0
Shaving preparations.....	06	7502	-1.1	0.0	0.0	-0.4	0.0	0.0
Shaving preparations.....	06	750206	-1.1	0.0	0.0	-0.4	0.0	0.0
Perfumes, toilet waters, and colognes.....	06	7503	2.5	1.3	0.0	0.0	0.0	0.0
Perfumes, toilet waters, and colognes.....	06	750306	2.5	1.3	0.0	0.0	0.0	0.0
Hair preparations (including shampoos).....	06	7504	1.1	0.0	0.0	0.0	0.0	0.0
Hair preparations (including shampoos).....	06	750407	1.1	0.0	0.0	0.0	0.0	0.0
Hair preparations incl professional, consumer, and cream/gel shampoos.....	06	75040701	0.1	0.0	0.0	0.0	0.0	0.0
Hair tonics and hair dressings incl professional and consumer use.....	06	75040702	4.9	0.0	0.0	0.0	0.0	0.0
Toothpastes, denture cleaners, and mouthwashes.....	06	7505	5.6	0.0	0.1	0.0	3.4	0.0
Denture cleaners, mouthwashes, gargles, and rinses.....	06	750504	3.2	0.0	0.1	0.0	0.0	0.0
Creams, lotions, and oils, excluding shaving, hair, and deodorant.....	06	7514	0.2	0.0	0.0	0.0	0.0	0.0
Creams, lotions, and oils, excluding shaving, hair, and deodorant.....	06	751401	0.2	0.0	0.0	0.0	0.0	0.0
Other cosmetics and toilet preparations.....	06	7515	1.1	0.0	0.0	0.0	0.0	0.1
Other cosmetics and toilet preparations.....	06	751501	1.1	0.0	0.0	0.0	0.0	0.1
Misc. chemical prod. and preparations.....	06	79	1.4	0.1	0.1	0.1	0.3	0.2
Explosives and blasting accessories.....	06	7902	5.7	0.0	0.0	0.5	0.1	0.0
Explosives and blasting accessories.....	06	790234	5.7	0.0	0.0	0.5	0.1	0.0
Industrial gases.....	06	7903	3.2	0.4	0.7	0.0	0.6	0.4
Carbon dioxide.....	06	790302	16.7	2.7	4.9	-3.8	9.0	-0.4
Nitrogen.....	06	790303	-14.8	-0.3	1.6	4.8	-1.6	0.2
Oxygen.....	06	790304	6.5	-2.0	0.9	2.7	-0.1	1.9

See footnotes at end of table.

Table 7. Producer price index percentage changes for commodity and service groupings and individual items, not seasonally adjusted — Continued
 [September 2024]

Title	Commodity code		Unadjusted 12-month percent change ¹	Unadjusted 1-month percent change ¹				
	Group code	Item code		Sept. 2023 to Sept. 2024 ^P	Apr. to May	May to June ^P	June to July ^P	July to Aug. ^P
Argon and hydrogen.....	06	790309	3.9	1.2	0.8	-0.8	0.7	0.4
Other industrial gases (including fluorocarbon and acetylene).....	06	790312	5.0	1.1	-0.5	-1.5	-0.1	0.0
Adhesives and sealants.....	06	7904	1.2	0.1	-0.2	0.1	0.8	0.0
Synthetic resin and rubber adhesives.....	06	790402	0.6	0.1	-0.4	0.2	0.6	0.0
Epoxy adhesives.....	06	7904021	1.9	-0.4	0.0	0.0	1.7	0.0
Other synthetic resin and rubber adhesives.....	06	7904026	1.1	0.4	-0.9	0.6	-0.1	0.0
Structural sealants (load bearing).....	06	790407	1.5	0.7	0.0	0.0	0.0	0.0
Nonstructural caulking compounds and sealants.....	06	79040A	2.6	-0.1	0.0	0.0	1.7	0.0
Surface active agents.....	06	7905	0.9	0.0	0.0	0.0	0.0	0.0
Surfactants (bulk surface active agents).....	06	790502	1.2	0.0	0.0	0.0	0.0	0.0
Gum and wood chemicals, including wood distillation products.....	06	7906	1.0	0.0	-0.2	0.3	1.0	-0.3
Gum and wood chemicals, including wood distillation products.....	06	790607	1.0	0.0	-0.2	0.4	1.0	-0.3
Other miscellaneous chemical products.....	06	7909	0.8	0.1	0.2	0.2	-0.1	0.2
Carbon black, all processes.....	06	790918	-0.8	0.7	1.3	0.5	-0.2	2.3
Printing ink.....	06	790919	-0.7	-0.1	0.0	-0.1	-0.4	0.0
Gravure printing inks.....	06	7909192	0.1	0.0	0.0	0.0	0.0	0.0
Lithographic and offset inks.....	06	7909193	0.3	0.0	0.0	0.0	0.0	0.0
News and nonheat web offset printing inks.....	06	79091931	4.8	0.0	0.0	0.0	0.0	0.0
Publication and commercial web inks.....	06	79091932	0.0	0.0	0.0	0.0	0.0	0.0
Sheet-fed general inks.....	06	79091933	-0.3	0.0	0.0	0.0	0.1	0.0
Sheet-fed packaging inks.....	06	79091934	-0.1	0.0	0.0	0.0	0.0	0.0
Flexographic printing inks.....	06	7909194	-1.6	0.0	0.0	0.0	0.0	0.0
Nonimpact/digital inks.....	06	7909195	-1.9	-0.5	0.2	-0.1	-1.5	0.0
All other printing inks.....	06	7909196	-0.7	0.3	0.0	-0.6	0.0	0.4
Water-treating compounds.....	06	790961	7.0	1.0	1.5	-0.2	0.0	1.4
Automotive chemicals.....	06	790991	2.2	0.0	0.0	0.0	0.0	0.0
All other chemical preparations, including essential oils, matches, and gelatin.....	06	790999	-2.3	-0.4	0.0	0.1	-0.1	-0.3
Rubber and plastic products.....	07	—	1.3	-0.2	0.0	0.0	0.3	0.0
Rubber and rubber products.....	07	1	2.2	0.2	0.2	-0.2	0.0	0.1
Synthetic rubber, inc. styrene-butadiene rubber (SBR) and ethylene propylene.....	07	11	12.8	1.6	1.3	-0.5	-0.4	0.5
Synthetic rubber.....	07	1102	12.8	1.6	1.3	-0.5	-0.4	0.5
Synthetic rubber, inc. sbr and ethylene propylene.....	07	110224	12.8	1.6	1.3	-0.5	-0.4	0.5
Tires, tubes, tread, & repair materials.....	07	12	-0.6	-0.5	-0.3	0.2	0.0	0.2
Tires.....	07	1201	-0.5	-0.5	-0.3	0.2	0.0	0.2
Pneumatic tires (including passenger, truck, bus, tractor, industrial, and other tires).....	07	12010	-0.6	-0.5	-0.3	0.2	0.0	0.2
Passenger car pneumatic tires.....	07	120104	-0.5	-0.3	-0.4	0.2	0.0	0.0
Truck and bus (including off-the-highway) pneumatic tires.....	07	120105	-2.1	-1.5	-0.4	0.2	0.0	0.0
Tread rubber, tire sundries, and repair materials.....	07	1203	-2.1	-0.3	0.0	0.0	0.0	0.0
Tread rubber, tire sundries, and repair materials.....	07	120354	-2.1	-0.3	0.0	0.0	0.0	0.0
Miscellaneous rubber products.....	07	13	0.8	0.2	0.2	-0.3	0.2	-0.2
Rubber and plastics footwear, including athletic footwear.....	07	1301	1.2	0.0	0.0	0.1	0.0	0.0
Rubber and plastics footwear, including athletic footwear.....	07	130109	1.2	0.0	0.0	0.1	0.0	0.0
Rubber and plastic belts and belting.....	07	1303	0.8	0.0	0.0	0.0	0.0	0.0
Flat rubber and plastics belts and belting.....	07	130371	0.9	0.0	0.1	0.0	0.0	0.0
Rubber and plastics transmission belts and belting (excluding flat).....	07	130372	0.6	0.0	0.0	0.0	0.0	0.0
Rubber and plastics hose.....	07	1304	0.2	0.0	0.0	0.0	0.1	-0.2
Rubber and plastics hose.....	07	130411	0.2	0.0	0.0	0.0	0.1	-0.2
Industrial rubber and plastics hose without fittings.....	07	1304116	0.0	0.0	0.0	0.0	0.0	0.0
Rubber and plastics water hose (incl. fire, irrigation, etc.).....	07	1304117	-0.5	0.0	0.0	0.0	0.0	-0.9
Rubber and plastics hose for on- and off-highway motor vehicles.....	07	1304118	1.6	0.0	0.0	0.0	0.3	0.0
Miscellaneous rubber products, n.e.c.....	07	1306	1.0	0.2	0.2	-0.4	0.3	-0.2
All other industrial rubber products.....	07	130604	0.2	1.0	0.1	-2.6	1.6	-1.3
All other miscellaneous rubber goods.....	07	130606	1.4	0.0	0.0	0.0	0.0	0.0
Rubber compounds or mixtures for sale or interplant transfer.....	07	130612	1.7	0.0	1.1	0.3	0.0	0.0
Rubber druggist and medical sundries, excluding gloves.....	07	130616	—	—	—	—	0.0	0.0
Rubber products for mechanical use.....	07	130617	1.0	0.2	0.0	0.0	0.0	0.0
Molded rubber mechanical goods automotive.....	07	1306171	0.1	0.0	0.0	0.0	0.0	0.0
Molded rubber mechanical goods, transportation/off-highway.....	07	1306172	-0.8	0.0	-0.2	0.0	0.0	0.0
Other molded rubber mechanical goods (excluding tubing).....	07	1306179	3.9	0.0	0.2	0.0	0.0	0.0
Other extruded rubber mechanical goods (excl. auto)(excl. tubing).....	07	130617C	5.9	5.9	0.0	0.0	0.0	0.0
Rubber coated fabrics, garments, and footwear.....	07	130618	3.6	0.0	0.0	0.1	0.0	0.0

See footnotes at end of table.

Table 7. Producer price index percentage changes for commodity and service groupings and individual items, not seasonally adjusted — Continued
 [September 2024]

Title	Commodity code		Unadjusted 12-month percent change ¹	Unadjusted 1-month percent change ¹				
	Group code	Item code		Sept. 2023 to Sept. 2024 ^P	Apr. to May	May to June ^P	June to July ^P	July to Aug. ^P
Plastic products.....	07	2	1.1	-0.3	-0.1	0.1	0.4	0.0
Plastic construction products.....	07	21	-0.3	-0.3	-0.2	0.1	0.2	-0.4
Plastics construction products.....	07	2106	-0.3	-0.3	-0.2	0.1	0.2	-0.4
Plastics pipe.....	07	210603	-4.8	-1.1	-0.7	0.3	-0.3	-1.1
Plastics drain, waste, and vent pipe.....	07	2106031	-8.5	-2.1	-1.4	0.2	0.9	-0.3
Plastics water pipe.....	07	2106033	-5.5	-1.4	-1.2	0.8	-1.2	-1.7
Plastics sewer, stormdrain, and water main pipe.....	07	2106038	-4.6	-0.3	0.5	-1.4	-0.3	-1.6
Other plastics pipe.....	07	210603B	1.2	0.0	0.0	0.0	0.0	0.0
Plastics pipe fittings and unions.....	07	210604	2.1	-0.6	-0.1	-0.9	0.6	0.4
Plastics plumbing fixtures.....	07	210605	0.7	1.0	0.0	0.0	0.0	0.0
Other plastics construction products.....	07	210606	2.0	-0.1	0.1	0.1	0.5	-0.2
Building and construction polystyrene foam products.....	07	2106061	0.4	-0.9	0.8	0.0	-0.1	0.0
Building & construction fabricated plastics products (excl foam, plumbing fixtures, hardware).....	07	2106063	2.2	0.1	0.0	0.1	0.6	-0.3
Unsupported plastic film, sheet and other shapes.....	07	22	3.0	0.5	-0.2	0.5	0.7	0.0
Unsupported plastics film, sheet, and other shapes.....	07	2205	3.0	0.5	-0.2	0.5	0.7	0.0
Unsupported plastics film, sheet, and other shapes.....	07	220501	3.0	0.5	-0.2	0.5	0.7	0.0
Unlaminated polyethylene film and sheet.....	07	2205011	4.3	1.0	-0.2	0.0	2.2	0.1
Unlaminated vinyl and vinyl copolymer film and sheet.....	07	2205013	2.6	0.0	0.0	0.0	5.7	0.0
Miscellaneous unlaminated plastics film and sheet.....	07	2205014	4.3	0.6	0.2	1.8	-0.3	-0.7
Unlaminated plastics profile shapes.....	07	2205015	0.4	0.5	-0.5	0.6	-0.7	0.5
Laminated plastic sheets, rods, and tubes.....	07	23	1.9	0.0	0.0	0.0	0.0	0.0
Laminated plastics plates, sheet (except packaging), and shapes.....	07	2304	1.9	0.0	0.0	0.0	0.0	0.0
Laminated plastics plates, sheet (except packaging), and shapes.....	07	230401	1.9	0.0	0.0	0.0	0.0	0.0
Parts for manufacturing from plastics.....	07	26	1.0	0.0	0.0	-0.4	1.0	0.0
Parts for transportation equipment.....	07	2601	1.0	0.1	0.0	-0.6	1.2	0.0
Parts for transportation equipment.....	07	260105	1.0	0.1	0.0	-0.6	1.2	0.0
Transportation polyurethane foam products.....	07	2601051	0.2	0.0	0.0	0.0	0.0	0.0
Transportation fabricated plastic parts (excluding foam and reinforced plastics).....	07	2601052	1.1	0.1	0.0	-0.7	1.3	0.0
Other parts and components for manufacturing.....	07	2602	2.0	-0.2	0.0	0.2	1.0	0.0
Other parts and components for manufacturing.....	07	260205	2.0	-0.2	0.0	0.2	1.0	0.0
All other miscellaneous polyurethane foam products.....	07	2602051	1.7	0.9	0.0	0.0	0.0	0.0
Electrical & electronic fabricated plastics (excl. foam and reinforced plastics).....	07	2602052	3.3	-0.8	0.0	0.6	1.5	0.0
All other polystyrene foam products incl. transportation application uses.....	07	2602053	0.8	0.0	0.0	0.0	0.0	0.0
Industrial machinery plastics products, excl foam (incl gears, bearings, bushings, cams).....	07	2602054	1.5	0.0	0.0	0.0	1.2	0.0
Foam components for furniture.....	07	2603	-1.2	0.0	0.0	0.0	0.0	0.0
Foam components for furniture.....	07	260305	-1.2	0.0	0.0	0.0	0.0	0.0
Other plastic products.....	07	29	2.7	0.3	-0.1	0.1	0.3	-0.1
Other plastics products.....	07	2901	2.7	0.3	-0.1	0.1	0.3	-0.1
Custom compounding of purchased resins and color concentrates.....	07	290196	0.8	0.0	-0.6	-0.6	0.2	-0.1
All other reinforced and fiberglass plastics products.....	07	290197	6.3	0.9	0.8	1.2	0.5	0.0
Products made of foam other than polystyrene or polyurethane.....	07	290198	0.5	0.0	0.0	0.0	0.0	0.0
Plastic packaging products.....	07	2A	-0.1	-0.3	0.1	-0.5	-0.4	0.3
Plastics packaging products.....	07	2A01	-0.1	-0.3	0.1	-0.5	-0.4	0.3
Plastics packaging products.....	07	2A0101	-0.1	-0.3	0.1	-0.5	-0.4	0.3
Other plastics packaging products, excluding film, sheet, foam and bottles.....	07	2A01012	-0.4	-0.4	-0.2	-0.4	-0.9	0.2
Packaging polyurethane foam products.....	07	2A01013	0.0	0.0	0.0	0.0	0.0	0.0
Plastics bottles.....	07	2A01014	1.0	0.0	0.1	-0.4	0.0	0.9
Polystyrene foam food containers.....	07	2A01015	-1.4	-0.7	1.5	-1.0	0.5	-0.9
Polystyrene foam protective shipping pads, shaped cushioning, etc....	07	2A01016	-1.1	0.6	0.1	0.0	0.0	0.4
Consumer, institutional, and commercial products, n.e.c.....	07	2B	1.3	-0.5	0.3	0.2	0.2	0.6
All other consumer, institutional, and commercial products.....	07	2B01	1.3	-0.5	0.3	0.2	0.2	0.6
All other consumer, institutional, and commercial products.....	07	2B0101	1.3	-0.5	0.3	0.2	0.2	0.6
Consumer and institutional polystyrene foam products.....	07	2B01011	-2.7	-3.1	0.2	0.1	0.1	-0.1
Consumer and institutional polyurethane foam products.....	07	2B01013	-	0.0	0.0	0.0	0.0	0.0
Consumer/institutional/commercial fabricated plastics products.....	07	2B01015	2.1	-0.1	0.4	0.2	0.2	0.7
Recyclable plastics.....	07	2C	-	-11.4	-5.1	9.1	3.6	-
Recyclable plastics.....	07	2C01	-	-11.4	-5.1	9.1	3.6	-
Recyclable plastics.....	07	2C0101	-	-11.4	-5.1	9.1	3.6	-

See footnotes at end of table.

Table 7. Producer price index percentage changes for commodity and service groupings and individual items, not seasonally adjusted — Continued
 [September 2024]

Title	Commodity code		Unadjusted 12-month percent change ¹	Unadjusted 1-month percent change ¹				
	Group code	Item code		Sept. 2023 to Sept. 2024 ^P	Apr. to May	May to June ^P	June to July ^P	July to Aug. ^P
Lumber and wood products.....	08	—	-1.1	-0.8	-0.2	-0.5	0.3	0.3
Lumber.....	08	1	-0.6	-1.8	-0.3	-0.9	1.6	1.4
Softwood lumber.....	08	11	-2.2	-3.6	-0.6	-1.8	2.9	2.5
Softwood cut stock and dimension.....	08	1105	-6.9	-4.0	0.8	-1.0	0.1	0.2
Softwood cut stock and dimension.....	08	110503	-6.9	-4.0	0.8	-1.0	0.1	0.2
Softwood lumber, not edge worked.....	08	1106	-2.0	-3.8	-0.8	-2.1	3.5	2.9
Softwood lumber, not edge worked.....	08	110601	-2.0	-3.8	-0.8	-2.1	3.5	2.9
Softwood dressed lumber, less than 2 inches in nominal thickness, not edge worked.....	08	1106012	-3.0	3.5	-0.1	-1.3	-9.8	-5.9
Softwood dressed 2-inch lumber, 2 inches in nominal thickness only, not edge worked.....	08	1106013	0.2	-6.7	-2.0	-3.2	9.1	6.5
Softwood dressed lumber and timbers, more than 2 inches in nominal thickness, not edge worked.....	08	1106014	-13.8	-6.6	2.8	-3.2	0.1	0.6
Softwood lumber, made from purchased lumber.....	08	1107	-1.0	-0.6	-0.2	0.0	-0.6	0.3
Softwood lumber, made from purchased lumber.....	08	110701	-1.0	-0.6	-0.2	0.0	-0.6	0.3
Hardwood lumber.....	08	12	1.8	0.8	0.3	0.4	-0.2	-0.2
Hardwood cut stock and dimension.....	08	1203	9.5	0.0	1.3	2.7	0.0	0.0
Hardwood cut stock and dimension.....	08	120311	9.5	0.0	1.3	2.7	0.0	0.0
Hardwood flooring.....	08	1204	0.0	0.1	-0.3	0.1	-0.2	0.1
Oak and maple hardwood flooring.....	08	120401	0.2	0.1	-0.4	0.1	-0.2	0.1
Hardwood flooring, other than oak and maple.....	08	120402	-3.5	0.0	0.0	0.0	0.0	0.0
Hardwood lumber, not edge worked.....	08	1205	-1.1	1.2	0.0	-0.3	-0.4	-0.4
Hardwood lumber, not edge worked.....	08	120501	-1.1	1.2	0.0	-0.3	-0.4	-0.4
Millwork.....	08	2	0.8	-0.5	0.0	-0.2	-0.1	0.1
General millwork.....	08	21	2.6	-0.1	0.0	-0.2	0.1	0.1
General millwork.....	08	2101	2.6	-0.1	0.0	-0.2	0.1	0.1
Stock wood kitchen cabinets, related cabinetwork and countertops.....	08	210102	0.3	0.0	0.3	-0.3	0.3	0.0
Stock wood kitchen cabinets and related cabinetwork for permanent installation.....	08	2101021	0.4	0.0	0.4	-0.3	0.3	0.0
Custom wood kitchen cabinets, bathroom vanities, and related cabinetwork.....	08	210105	4.7	0.0	0.2	-0.4	0.4	0.0
Custom wood kitchen cabinets and related cabinetwork not sold direct to customer at retail.....	08	2101051	5.3	0.0	0.0	-0.2	0.2	0.0
Custom wood kitchen cabinets, bathroom vanities, and related cabinet work sold at retail.....	08	2101052	3.8	0.0	0.6	-0.7	0.7	0.0
Wood window units.....	08	210112	3.2	0.0	0.0	0.0	0.0	0.0
Double hung wood window units.....	08	2101121	3.1	0.0	0.0	0.0	0.0	0.0
Casement wood window units.....	08	2101122	3.1	0.0	0.0	0.0	0.0	0.0
All other wood window units, including horizontal sliding, awning and single hung.....	08	2101123	3.6	0.0	0.0	0.0	0.0	0.0
Wood sash, excluding sash shipped in window units.....	08	210122	3.5	0.0	0.0	0.0	0.0	0.0
Wood window & door frames, incl. door frames in door units, excl. window frames in window units.....	08	210132	8.8	0.0	0.0	0.0	0.0	0.0
Wood panel, flush, & molded face doors, interior & exterior, incl. doors with glazed sections.....	08	210142	2.6	0.0	0.2	-0.2	-0.1	-0.1
Other wood doors, incl. garage, patio, bifold, cabinet, screen, storm and louver.....	08	210152	2.1	-0.1	-0.1	0.1	0.0	0.0
Wood moldings.....	08	210162	-3.9	-0.8	-1.5	-1.2	0.1	0.7
Mirror and picture frames and framed pictures.....	08	210175	—	0.0	0.0	0.0	—	—
Other wood millwork products, including stairwork, exterior millwork, and softwood flooring.....	08	210183	5.2	-0.3	0.0	0.0	-0.1	0.4
Prefabricated structural members.....	08	22	-4.4	-1.6	0.1	-0.1	-0.5	0.1
Prefabricated structural members.....	08	2201	-4.4	-1.6	0.1	-0.1	-0.5	0.1
Laminated veneer lumber.....	08	220107	3.6	0.1	0.4	0.4	0.0	2.2
Other engineered structural wood members, excluding trusses & laminated veneer lumber.....	08	220108	-1.5	0.1	0.8	0.0	0.1	0.0
Wood trusses.....	08	220109	-6.1	-2.2	-0.1	-0.2	-0.7	-0.1
Plywood.....	08	3	-5.0	-2.2	-1.4	-2.0	-1.0	0.3
Softwood veneer and plywood.....	08	31	-8.3	-3.9	-1.6	-3.3	-1.3	0.0
Softwood veneer and plywood.....	08	3103	-8.3	-3.9	-1.6	-3.3	-1.3	0.0
Softwood veneer and plywood.....	08	310303	-8.3	-3.9	-1.6	-3.3	-1.3	0.0
Softwood veneer, incl. veneer backed w/ paper, cloth, or other flexible material.....	08	3103031	-5.1	0.4	-1.1	-2.4	-5.0	-1.7
Softwood plywood products: rough, sanded, and specialties.....	08	3103035	-10.0	-6.2	-1.8	-3.8	1.0	0.9
Hardwood veneer and plywood.....	08	35	-0.6	0.1	-1.2	-0.4	-0.7	0.7
Hardwood veneer and plywood.....	08	3501	-0.6	0.1	-1.2	-0.4	-0.7	0.7

See footnotes at end of table.

Table 7. Producer price index percentage changes for commodity and service groupings and individual items, not seasonally adjusted — Continued
 [September 2024]

Title	Commodity code		Unadjusted 12-month percent change ¹	Unadjusted 1-month percent change ¹				
	Group code	Item code		Sept. 2023 to Sept. 2024 ^P	Apr. to May	May to June ^P	June to July ^P	July to Aug. ^P
Hardwood veneer, including veneer backed with paper, cloth, or other flexible material.....	08	350102	-2.1	-0.1	0.1	-0.7	-0.5	-0.1
Hardwood plywood.....	08	350104	3.9	2.5	-3.0	0.5	-1.3	2.3
Hardwood veneered panels, including two-ply veneers.....	08	350107	-6.1	-4.3	-0.8	-1.4	0.0	-0.5
Other wood products.....	08	4	-3.8	-0.7	-0.1	-0.8	0.1	-0.4
Wood pallets and pallet containers, wood and metal combination.....	08	41	-9.3	-0.6	-0.3	-1.1	-0.2	-0.7
Wood pallets and pallet containers.....	08	4101	-9.3	-0.6	-0.3	-1.1	-0.2	-0.7
Wood pallets and pallet containers, wood and metal combination.....	08	410101	-9.3	-0.6	-0.3	-1.1	-0.2	-0.7
Wood boxes.....	08	42	-7.6	-0.1	0.0	-3.5	-0.2	0.0
Wood boxes.....	08	4201	-7.6	-0.1	0.0	-3.5	-0.2	0.0
Nailed and lock-corner wood boxes.....	08	420101	-0.3	-1.1	0.0	0.8	0.0	0.0
Wood box and crate shook.....	08	420102	-4.7	0.0	0.0	-0.5	-0.5	0.0
Other wood container parts and wood containers.....	08	420127	-12.2	0.0	0.0	-7.4	0.0	0.0
Miscellaneous wood products.....	08	49	3.5	-0.8	0.0	-0.2	0.5	0.0
Wood ties, siding, shingles, and shakes, and contract sawing of logs owned by others.....	08	4903	-7.3	0.0	0.0	0.0	-3.4	0.0
Wood ties, siding, shingles, and shakes, and contract sawing of logs owned by others.....	08	490301	-7.3	0.0	0.0	0.0	-3.4	0.0
Sawn wood fence stock, wood lath, and contract resawing and planing.....	08	4904	0.0	0.0	0.0	0.0	0.0	0.0
Sawn wood fence stock, wood lath, and contract resawing and planing.....	08	490401	0.0	0.0	0.0	0.0	0.0	0.0
All other miscellaneous wood products.....	08	4909	4.8	-0.9	0.0	-0.2	0.9	0.0
All other miscellaneous wood products.....	08	490901	4.8	-0.9	0.0	-0.2	0.9	0.0
Logs, bolts, timber, pulpwood and wood chips.....	08	5	-2.9	-0.1	0.1	0.4	0.6	-0.2
Logs, bolts, timber, pulpwood and wood chips.....	08	51	-2.9	-0.1	0.1	0.4	0.6	-0.2
Logs, bolts, timber, pulpwood and wood chips.....	08	5105	-2.9	-0.1	0.1	0.4	0.6	-0.2
Logs, bolts, timber and pulpwood.....	08	510502	-3.3	0.0	0.0	0.4	0.6	-0.1
Wood chips, excluding field chips.....	08	510505	-1.4	-0.6	0.5	0.5	0.3	-0.3
Prefabricated wood buildings & components.....	08	6	-0.7	-0.1	0.2	-1.1	0.0	-0.2
Prefabricated wood buildings & components.....	08	61	-0.7	-0.1	0.2	-1.1	0.0	-0.2
Prefabricated wood buildings and components.....	08	6101	-0.7	-0.1	0.2	-1.1	0.0	-0.2
Prefabricated stationary wood buildings, components (not sold as complete units).....	08	610101	2.9	-0.5	-0.3	0.0	0.0	0.4
Prefabricated stationary wood buildings, precut packages (complete units).....	08	610102	-1.0	-0.2	1.5	-0.1	-0.2	-0.2
Prefabricated stationary wood buildings, shipped in panel form (complete units).....	08	610103	-2.9	0.0	-0.2	-3.0	-0.1	-0.5
Prefabricated stationary wood buildings, shipped in three-dimensional assemblies.....	08	610104	1.1	0.1	0.0	0.0	0.2	0.0
Prefabricated stationary wood buildings, three-dimensional assemblies, residential.....	08	6101041	1.3	0.1	0.0	0.0	0.2	0.0
Prefabricated stationary wood buildings, three-dimensional assemblies, nonresidential.....	08	6101042	0.1	0.0	0.0	0.0	0.0	0.0
Treated wood and contract wood preserving.....	08	7	-0.7	-0.6	-0.3	-0.6	0.0	0.0
Treated wood and contract wood preserving.....	08	71	-0.7	-0.6	-0.3	-0.6	0.0	0.0
Treated wood.....	08	7101	-0.8	-0.6	-0.3	-0.6	0.0	0.0
Wood poles, piles, and posts owned and treated by the same establishment.....	08	710101	0.9	-0.7	-0.1	0.5	-0.8	0.1
Other wood products owned and treated by the same establishment.....	08	710102	-2.8	-0.4	-0.7	-2.0	1.0	-0.2
Contract wood preservation.....	08	7102	0.7	-0.7	0.0	0.0	0.1	0.0
Receipts for treating wood owned by others w/ arsenical chemicals, creosote, & other chemicals.....	08	710201	0.7	-0.7	0.0	0.0	0.1	0.0
Pulp, paper, and allied products.....	09	—	2.1	-0.1	0.0	-0.1	0.5	0.4
Pulp, paper, and prod., ex. bldg. paper.....	09	1	3.6	0.5	0.1	0.3	0.6	0.6
Wood pulp.....	09	11	22.0	2.1	0.5	1.3	1.0	-2.6
Wood pulp.....	09	1105	22.0	2.1	0.5	1.3	1.0	-2.6
Wood pulp.....	09	110501	22.0	2.1	0.5	1.3	1.0	-2.6
Special alpha and dissolving wood pulp, incl. sulfite and sulfate and other wood pulp.....	09	1105012	28.9	2.3	0.6	1.3	1.1	-2.8
All other miscellaneous pulp, other than wood, and pulp mill byproducts incl. turpentine.....	09	1105017	-21.0	0.0	-0.4	1.2	-0.1	0.1
Recyclable paper.....	09	12	55.2	2.0	0.7	0.1	-3.4	-2.2
News and other low grade recyclable paper.....	09	1201	—	0.0	0.0	0.0	—	—
News and other low grade recyclable paper.....	09	120125	—	0.0	0.0	0.0	—	—

See footnotes at end of table.

Table 7. Producer price index percentage changes for commodity and service groupings and individual items, not seasonally adjusted — Continued
 [September 2024]

Title	Commodity code		Unadjusted 12-month percent change ¹	Unadjusted 1-month percent change ¹				
	Group code	Item code		Sept. 2023 to Sept. 2024 ^P	Apr. to May	May to June ^P	June to July ^P	July to Aug. ^P
Corrugated recyclable paper.....	09	1203	45.3	2.1	1.0	0.0	-6.9	-2.9
Corrugated recyclable paper.....	09	120325	45.3	2.1	1.0	0.0	-6.9	-2.9
High grade recyclable paper (including pulp substitutes and deinking).....	09	1207	80.2	2.2	0.1	0.5	5.8	-0.4
High grade recyclable (including pulp substitutes and deinking).....	09	120725	80.2	2.2	0.1	0.5	5.8	-0.4
Paper.....	09	13	1.3	0.4	-0.1	0.1	0.5	0.1
Writing and printing papers.....	09	1301	-0.2	0.7	0.1	0.3	0.4	-0.2
Bleached bristol, clay-coated, uncoated, and industrial converted paper.....	09	130119	-0.6	0.5	0.1	0.1	0.5	-0.3
Newsprint.....	09	1302	-15.0	0.3	0.0	0.0	0.0	4.1
Newsprint.....	09	130291	-15.0	0.3	0.0	0.0	0.0	4.1
Packaging and industrial converting paper.....	09	1303	2.8	-0.2	0.1	-0.3	0.7	0.0
Coated and laminated single and multi-web paper.....	09	130321	0.8	0.0	0.0	0.1	0.0	0.0
Single-web paper, rolls and sheets, including waxed, for flexible packaging uses.....	09	1303211	0.1	0.0	0.0	0.0	0.0	0.0
Multiweb laminated rolls and sheets, except foil, for flexible packaging uses.....	09	1303213	1.6	0.0	0.0	0.2	0.0	0.0
Coated and laminated single and multi-web film.....	09	130322	2.6	-0.3	0.1	-0.5	1.1	-0.1
Single-web film, rolls, and sheets, including coextruded, for flexible packaging uses.....	09	130322A	3.9	-0.5	0.1	-0.7	1.2	0.3
Single-web film, rolls, and sheets for flexible packaging uses.....	09	130322A1	3.4	-0.6	0.0	-0.8	1.1	0.4
Coextruded single-web film, for flexible packaging uses.....	09	130322A2	6.1	-0.3	0.3	-0.5	2.1	-0.1
All other coated and processed papers.....	09	1305	5.3	2.6	-2.9	1.5	-0.9	2.4
Converted foil for nonpackaging applications.....	09	130505	0.0	0.0	0.0	0.0	0.0	0.0
Other coated and processed papers, except for packaging uses.....	09	130506	6.7	3.3	-3.6	2.0	-1.1	3.0
Paperboard.....	09	14	2.4	0.3	0.3	0.5	1.6	0.5
Corrugated paperboard in sheets and rolls, lined and unlined.....	09	1405	4.7	0.1	0.5	0.0	0.5	1.3
Corrugated paperboard in sheets and rolls, lined and unlined.....	09	140551	4.7	0.1	0.5	0.0	0.5	1.3
Paperboard, excluding corrugated paperboard in sheets and rolls.....	09	1411	1.9	0.3	0.3	0.6	1.9	0.3
Recycled paperboard.....	09	141105	4.9	0.7	0.0	0.5	2.4	0.8
Unbleached kraft packaging and industrial converting paperboard.....	09	141107	-0.5	0.3	0.5	0.9	2.0	0.2
Bleached packaging and industrial converting paperboard.....	09	141112	-0.2	0.0	0.0	0.1	0.0	0.0
Converted paper and paperboard products.....	09	15	1.9	0.5	-0.1	0.3	0.7	1.3
Sanitary paper products, including stock.....	09	1501	0.9	0.2	0.0	0.4	0.1	3.5
Sanitary paper products, including stock.....	09	150123	0.9	0.2	0.0	0.4	0.1	3.5
Sanitary tissue paper products, made in paper mills.....	09	1501233	2.6	0.0	0.0	0.4	0.0	5.7
Disposable diapers and similar disposable products, purchased sanitary paper stock and wadding.....	09	1501234	1.2	0.0	0.0	0.0	0.0	1.2
Sanitary tissue paper products, made from purchased sanitary paper stock or wadding.....	09	1501235	-3.6	0.8	-0.1	0.8	0.3	0.2
Paper, plastic, and foil bags.....	09	1502	1.1	0.0	0.1	0.0	0.4	0.2
Uncoated single-web paper grocers' bags and sacks and variety and shopping bags.....	09	150214	0.4	0.0	0.0	0.3	0.0	0.0
Specialty bags, pouches and liners.....	09	150216	1.2	-0.1	0.1	0.0	0.5	0.3
Plastics, foil, and coated paper bags.....	09	1502161	-0.3	0.0	0.0	0.4	0.0	0.0
Specialty bags, pouches, and liners, multiweb laminations and foil, except film-film.....	09	15021612	-0.6	-0.1	0.1	0.2	0.0	0.0
Single-web film specialty bags, pouches, and liners.....	09	1502162	1.5	0.0	0.1	0.0	0.6	0.3
Polyethylene grocery and variety bags and pouches.....	09	15021621	3.2	0.2	0.0	0.0	2.7	0.0
Polyethylene refuse bags.....	09	15021622	0.8	0.9	0.0	0.0	0.1	1.1
Other polyethylene bags, pouches, and liners.....	09	15021625	1.9	-0.6	0.4	-0.1	0.2	0.3
Coextruded single-web film specialty bags, pouches, & liners.....	09	15021626	1.3	0.0	0.0	0.0	0.0	0.0
Multiweb film/film combination specialty bags, pouches and liners.....	09	1502163	-5.7	-3.5	-1.6	-1.5	0.2	0.0
Paper boxes and containers.....	09	1503	2.2	0.8	-0.2	0.4	1.2	0.6
Corrugated shipping containers.....	09	150301	3.1	0.7	0.1	0.1	1.8	0.8
Corrugated shipping containers for food and beverages and carryout boxes for retail food.....	09	1503011	3.1	0.9	0.3	0.5	1.6	0.3
Corrugated shipping containers for paper and allied products.....	09	1503012	5.5	-0.2	0.0	0.0	2.2	0.0
Corrugated shipping containers for metal and electrical machinery.....	09	1503013	-1.8	0.2	0.0	0.0	1.4	0.0
Corrugated shipping containers for all other end uses.....	09	1503014	3.9	1.0	0.0	-0.2	2.1	2.0
Setup (rigid) paperboard boxes.....	09	150322	5.2	-0.2	-0.2	0.0	0.0	-0.2
Folding paperboard boxes, packaging, and packaging components.....	09	150336	0.8	1.2	-0.7	0.9	0.2	0.3
Folding paperboard boxes, packaging, and packaging components.....	09	15033601	0.8	1.2	-0.7	0.9	0.2	0.3
Paperboard fiber drums with ends of any material.....	09	150337	4.1	2.2	0.0	0.3	0.5	0.0
Other corrugated and solid fiber products, including containers, pallets, pads, etc.....	09	1504	10.2	1.5	0.0	0.3	2.8	1.0
Other corrugated and solid fiber products, including containers, pallets, pads, etc.....	09	150441	10.2	1.5	0.0	0.3	2.8	1.0
Office supplies and accessories.....	09	1506	1.7	0.7	-0.1	-0.9	-0.1	1.3

See footnotes at end of table.

Table 7. Producer price index percentage changes for commodity and service groupings and individual items, not seasonally adjusted — Continued
 [September 2024]

Title	Commodity code		Unadjusted 12-month percent change ¹	Unadjusted 1-month percent change ¹				
	Group code	Item code	Sept. 2023 to Sept. 2024 ^P	Apr. to May	May to June ^P	June to July ^P	July to Aug. ^P	Aug. to Sept. ^P
Envelopes.....	09	150636	-1.7	0.1	0.3	-0.3	-0.3	0.2
Die-cut paper and paperboard office supplies.....	09	150646	13.6	-0.2	0.0	0.0	0.0	0.0
Paper supplies for business machines and other misc. unprinted office supplies.....	09	150655	4.0	2.7	0.0	-4.2	0.5	5.1
Tablets, pads, and related products.....	09	150657	-1.7	-0.1	0.2	0.0	0.1	0.0
Fiber cans, tubes, and similar fiber products.....	09	1507	1.0	0.1	0.2	0.9	-1.0	0.0
Fiber cans, all fiber and composite.....	09	150731	2.1	0.2	0.1	-0.1	0.6	-0.1
Fiber cores and tubes.....	09	150732	0.5	0.0	0.2	1.6	-1.9	0.0
Paperboard cones, reels, spools, bobbins, blocks, and all vulcanized fiber products.....	09	150733	0.0	0.0	0.0	0.0	0.0	0.0
Molded pulp goods, including egg cartons, florists pots, food trays, etc.....	09	1508	1.6	0.8	0.3	-0.1	0.1	1.5
Molded pulp goods, including egg cartons, florists pots, food trays, etc.....	09	150814	1.6	0.8	0.3	-0.1	0.1	1.5
Miscellaneous converted paper and paperboard products.....	09	1509	0.3	-0.1	0.1	0.6	-0.3	-0.1
Pasted, lined, laminated, or surface-coated paperboard.....	09	150901	-0.2	0.0	0.0	0.0	0.0	0.0
Wallcoverings.....	09	150902	1.9	0.0	1.9	0.0	0.0	0.0
Other sanitary paper products & misc. converted paper & paperboard products.....	09	150999	0.4	-0.1	0.0	0.8	-0.4	-0.1
Miscellaneous converted paper and paperboard products.....	09	1509992	0.4	-0.1	0.0	0.8	-0.4	-0.1
Pressure-sensitive products.....	09	16	-0.2	-0.8	1.1	-0.2	0.1	0.3
Pressure-sensitive products.....	09	1601	-0.2	-0.8	1.1	-0.2	0.1	0.3
Pressure-sensitive products.....	09	160101	-0.2	-0.8	1.1	-0.2	0.1	0.3
Building paper & building board mill prods.....	09	2	-27.4	-12.9	-4.6	-13.2	-1.4	-0.8
Hardboard, particleboard & fiberboard prods.....	09	22	-27.4	-12.9	-4.6	-13.2	-1.4	-0.8
Particleboard and fiberboard.....	09	2201	-28.3	-13.3	-4.8	-13.8	-1.4	-0.9
Particleboard made from particleboard produced at the same location.....	09	220125	0.1	1.1	-0.3	0.3	0.8	0.0
Medium density fiberboard (MDF) made from MDF produced at the same location.....	09	220131	-	0.9	-1.1	-0.2	0.1	-
Prefinished particleboard and medium density fiberboard (MDF) made from purchased materials.....	09	220141	-11.4	-1.7	0.1	-0.4	0.0	0.0
Hardboard products.....	09	2202	-0.2	-0.2	0.0	0.0	0.0	0.0
Hardboard products.....	09	220206	-0.2	-0.2	0.0	0.0	0.0	0.0
Publications, printed matter and printing material.....	09	4	2.1	-0.1	0.3	0.2	0.3	0.0
Books printing.....	09	44	3.6	-3.2	0.0	0.2	1.1	0.0
Books printing.....	09	4401	3.6	-3.2	0.0	0.2	1.1	0.0
Books printing.....	09	440114	3.6	-3.2	0.0	0.2	1.1	0.0
Textbook printing and binding.....	09	4401141	-0.4	0.0	0.0	0.5	0.0	0.0
Technical, scientific, & professional book printing & binding.....	09	4401143	-2.6	3.2	0.0	2.1	0.0	0.0
Religious book printing and binding.....	09	4401145	0.7	0.5	0.0	-0.7	0.3	0.0
General book (trade, etc.) printing and binding.....	09	4401147	8.4	-7.8	0.0	0.0	2.5	0.0
Other book and pamphlet printing and binding.....	09	440114E	2.4	0.0	0.0	0.0	0.0	0.0
Manifold business forms printing.....	09	45	6.6	0.0	0.0	0.0	3.2	0.0
Manifold business forms printing.....	09	4501	6.6	0.0	0.0	0.0	3.2	0.0
Manifold business forms printing, excluding checkbooks.....	09	450105	6.6	0.0	0.0	0.0	3.2	0.0
Commercial printing.....	09	47	1.9	0.1	0.3	0.3	0.2	0.0
Magazine and periodical printing.....	09	4701	-0.9	0.0	0.0	0.4	0.5	0.0
Magazine and periodical printing (lithographic).....	09	470102	-0.9	0.0	0.0	0.4	0.5	0.0
Label and wrapper printing for packaging.....	09	4702	0.7	0.0	-0.1	0.3	0.1	0.0
Label and wrapper printing (lithographic).....	09	470202	1.4	0.0	0.0	1.2	0.3	0.0
Label and wrapper printing (flexographic).....	09	470205	0.5	0.0	-0.1	0.0	0.1	0.0
Catalog and directory printing.....	09	4703	0.1	0.0	0.0	1.0	0.2	0.0
Catalog and directory printing (lithographic).....	09	470302	0.1	0.0	0.0	1.0	0.2	0.0
Advertising printing.....	09	4705	-0.1	0.0	0.0	0.7	0.2	-0.2
Advertising printing (lithographic).....	09	470506	-0.1	0.0	0.0	0.8	0.2	-0.2
Other general job printing.....	09	4706	0.9	0.0	0.0	-0.5	-1.1	0.0
Quick printing.....	09	470604	19.2	0.0	0.0	0.0	0.0	0.0
Other commercial and general job printing.....	09	470609	-2.2	0.0	0.0	-0.7	-1.4	-0.1
Other commercial and general job printing (lithographic).....	09	4706091	-2.4	0.0	0.0	-0.7	-1.5	-0.1
All other commercial and general job printing.....	09	4706094	0.0	0.0	0.0	0.0	0.0	0.0
Other commercial printing, incl. screen, engraving, digital, & general job exc. labels/wrappers.....	09	4711	5.1	0.4	1.0	0.3	0.8	0.1
Commercial screen printing, excluding on garments, apparel accessories, & other fabric articles.....	09	471101	4.5	0.0	0.0	0.0	2.9	0.0
Screen printing (excluding on textiles, apparel, apparel accessories, and labels).....	09	4711012	4.5	0.0	0.0	0.0	2.9	0.0
Other commercial and general job screen printing.....	09	47110123	2.7	0.0	0.0	0.0	0.0	0.0

See footnotes at end of table.

Table 7. Producer price index percentage changes for commodity and service groupings and individual items, not seasonally adjusted — Continued
[September 2024]

Title	Commodity code		Unadjusted 12-month percent change ¹	Unadjusted 1-month percent change ¹				
	Group code	Item code		Sept. 2023 to Sept. 2024 ^P	Apr. to May	May to June ^P	June to July ^P	July to Aug. ^P
Digital printing.....	09	471103	5.9	0.5	1.2	0.4	0.6	0.1
Blankbooks, binders, and bookbinding work.....	09	48	2.4	0.2	0.3	0.2	0.0	0.5
Tradebinding and related work.....	09	4802	3.9	0.3	0.5	0.3	-0.1	0.8
Miscellaneous binding and postpress work, incl collating, perforating, folding, gluing, etc.....	09	480203	-0.8	-0.4	0.8	0.0	-1.2	1.0
Softcover, pamphlet, sample book, and other binding of books and materials printed elsewhere.....	09	480204	1.4	0.1	0.3	0.1	0.9	0.1
Services for the printing trade.....	09	49	0.2	0.0	0.0	0.0	0.0	0.0
Prepress services, including platemaking.....	09	4905	0.2	0.0	0.0	0.0	0.0	0.0
Prepress services, excl platemaking (incl film, assembled flats, color sep., typesetting, etc.).....	09	490501	0.0	0.0	0.0	0.0	0.0	0.0
Printing plates and cylinders, prepared for printing (excl blank plates and blank cylinders).....	09	490502	0.6	0.0	0.0	0.0	0.0	0.0
Metals and metal products.....	10	—	-0.3	1.3	-0.4	-0.5	-1.0	-0.1
Iron and steel.....	10	1	-9.2	0.0	-1.8	-2.1	-1.7	-1.0
Iron ores.....	10	11	0.3	0.3	-0.7	2.1	0.0	0.0
Iron ores.....	10	1105	0.3	0.3	-0.7	2.1	0.0	0.0
Iron ores.....	10	110555	0.3	0.3	-0.7	2.1	0.0	0.0
Iron and steel scrap.....	10	12	-5.6	-0.4	-3.7	0.2	-0.2	-0.8
Carbon steel scrap.....	10	1211	-5.8	-0.6	-3.6	0.4	0.0	-1.0
Heavy melting scrap.....	10	121191	—	-1.5	-3.9	-0.4	—	—
Carbon steel scrap bundles.....	10	121192	-2.1	0.0	-5.4	0.5	0.0	0.0
Shredded carbon steel scrap.....	10	121193	-5.9	-1.3	-3.6	-0.3	-0.3	-1.0
Cut plate and structural scrap.....	10	121194	-5.9	1.8	-2.7	0.4	0.2	-0.2
Stainless and other alloy steel scrap.....	10	1212	-0.9	2.1	-4.6	-2.1	-3.2	0.6
Stainless and other alloy steel scrap.....	10	121208	-0.9	2.1	-4.6	-2.1	-3.2	0.6
Cast iron scrap.....	10	1213	-1.3	0.0	-1.5	1.6	-0.7	-0.4
Cast iron scrap.....	10	121308	-1.3	0.0	-1.5	1.6	-0.7	-0.4
Other ferrous scrap.....	10	1215	—	-0.1	-10.7	0.0	—	—
Other ferrous scrap.....	10	121501	—	-0.1	-10.7	0.0	—	—
Foundry and forge shop products.....	10	15	0.1	-1.0	0.8	-1.0	-0.1	-0.1
Pressure and soil pipe and fittings, cast iron.....	10	1502	2.5	0.0	0.1	0.0	0.1	0.0
Cast iron pressure and soil pipe and fittings, except ductile pressure pipe.....	10	150227	—	0.0	0.0	0.0	0.0	0.0
Other gray and ductile iron castings.....	10	1504	0.4	0.0	-0.2	-0.4	-0.1	-0.1
Ductile iron castings (excluding pressure pipe & fittings).....	10	150413	-0.8	-0.1	-0.4	-0.6	-0.1	-0.1
Gray iron castings (including molds and stools for heavy steel ingots).....	10	150419	1.9	0.0	0.0	-0.2	0.0	-0.1
Standard and pearlitic malleable iron castings.....	10	1505	—	-0.5	0.0	-3.6	-0.1	0.0
Standard and pearlitic malleable iron castings.....	10	150501	—	-0.5	0.0	-3.6	-0.1	0.0
Steel investment castings.....	10	1506	-1.2	-0.2	0.0	1.3	0.0	0.0
Steel investment castings.....	10	150624	-1.2	-0.2	0.0	1.3	0.0	0.0
Carbon steel castings, except investment.....	10	1507	1.4	0.3	0.0	0.0	0.0	0.4
Carbon steel castings, except investment.....	10	150701	1.4	0.3	0.0	0.0	0.0	0.4
High alloy steel castings, excluding investment.....	10	1508	-5.7	0.1	0.0	0.0	0.0	0.0
High alloy steel castings, excluding investment.....	10	150801	-5.7	0.1	0.0	0.0	0.0	0.0
Other alloy steel castings, except investment.....	10	1509	-2.9	0.0	0.0	0.0	0.0	0.0
Other alloy steel castings, except investment.....	10	150901	-2.9	0.0	0.0	0.0	0.0	0.0
Other forge shop products.....	10	1513	-0.6	-3.1	2.7	-3.0	-0.2	-0.2
Closed die forgings, ferrous.....	10	151359	-0.1	-4.1	3.7	-3.9	-0.3	-0.3
Hot impression die impact, press and upset steel forgings.....	10	15135912	0.1	-4.4	4.1	-4.3	-0.3	-0.3
Hot impression die impact, press, and upset carbon steel forgings.....	10	151359121	1.2	-8.2	8.4	-9.3	-0.3	0.0
Hot impression die impact, press, & upset alloy steel forgings, except stainless and high temp.....	10	151359122	-1.1	-0.8	0.1	0.9	-0.3	-0.6
Steel mill products.....	10	17	-12.3	0.3	-1.8	-3.2	-2.6	-1.3
Semifinished steel mill products.....	10	1702	-12.8	-1.6	-1.2	-2.5	-0.7	0.0
Hot rolled steel bars, plates, and structural shapes.....	10	1704	-8.3	-1.7	-1.3	-0.7	-1.2	-2.2
Hot rolled steel bars, plates, and structural shapes, carbon.....	10	170410	-8.4	-1.8	-1.4	-0.7	-1.2	-2.4
Steel wire.....	10	1705	-7.6	-0.5	-0.3	-1.1	-1.4	-1.2
Steel wire, carbon.....	10	170501	-8.4	-0.7	-0.2	-1.3	-2.0	-1.9
Steel pipe and tube.....	10	1706	-6.1	-0.1	-1.8	-0.6	-1.3	-1.3
Steel pipe and tube, carbon.....	10	170652	-7.3	0.1	-1.9	-0.2	-1.2	-1.4
Steel pipe and tube, stainless steel.....	10	170674	-7.7	-0.7	-3.1	1.0	-2.2	-0.8
Cold rolled steel sheet and strip.....	10	1707	-7.8	0.7	-3.3	-4.9	-6.0	-0.5
Cold rolled steel sheet and strip.....	10	170710	-7.8	0.7	-3.3	-4.9	-6.0	-0.5

See footnotes at end of table.

Table 7. Producer price index percentage changes for commodity and service groupings and individual items, not seasonally adjusted — Continued
[September 2024]

Title	Commodity code		Unadjusted 12-month percent change ¹	Unadjusted 1-month percent change ¹				
	Group code	Item code		Sept. 2023 to Sept. 2024 ^P	Apr. to May	May to June ^P	June to July ^P	July to Aug. ^P
Cold finished steel bars and bar shapes.....	10	1708	-6.5	-0.9	-0.5	-1.2	-1.5	-0.8
Cold finished steel bars and bar shapes.....	10	170810	-6.5	-0.9	-0.5	-1.2	-1.5	-0.8
Electrometallurgical ferroalloy products.....	10	1712	-12.3	3.0	-0.5	0.6	-0.2	0.0
Electrometallurgical ferroalloy products.....	10	171201	-12.3	3.0	-0.5	0.6	-0.2	0.0
Nonferrous metals.....	10	2	7.8	4.3	0.2	0.0	-2.6	0.9
Nonferrous metal ores.....	10	21	13.5	2.2	-2.9	2.2	-2.0	4.2
Primary nonferrous metals.....	10	22	8.8	5.0	0.7	-0.2	-2.2	0.5
Primary nonferrous metals.....	10	2201	8.8	5.0	0.7	-0.2	-2.2	0.5
Nonferrous scrap.....	10	23	8.0	7.4	1.1	-0.7	-6.6	0.5
Copper base scrap.....	10	2301	6.8	7.6	-4.7	2.2	-9.3	1.1
No. 1 copper scrap, including wire.....	10	230101	7.3	7.7	-5.3	2.5	-9.7	1.2
No. 2 copper scrap, including wire.....	10	230102	11.6	10.8	-7.3	4.0	-12.0	0.2
Yellow brass scrap.....	10	230103	1.6	4.2	-0.5	-0.5	-5.2	1.7
Aluminum base scrap.....	10	2302	18.0	13.9	8.1	-3.8	-7.4	-2.5
Used beverage can scrap.....	10	230205	45.8	9.7	2.5	0.6	-3.4	4.1
Other nonferrous scrap (including lead, zinc and precious metals).....	10	2303	-1.6	-0.8	-0.8	0.4	-1.8	3.7
Other nonferrous scrap (including lead, zinc and precious metals).....	10	230309	-1.6	-0.8	-0.8	0.4	-1.8	3.7
Secondary nonferrous metals.....	10	24	8.3	4.2	0.3	0.6	-0.3	0.0
Secondary aluminum.....	10	2402	0.8	4.5	2.1	-0.4	-1.1	-0.6
Secondary aluminum.....	10	240229	0.8	4.5	2.1	-0.4	-1.1	-0.6
Secondary copper, alloyed and unalloyed.....	10	2403	13.6	8.7	0.5	0.7	-2.6	0.2
Secondary copper, alloyed and unalloyed.....	10	240339	13.6	8.7	0.5	0.7	-2.6	0.2
Secondary precious metals.....	10	2406	29.6	1.2	-1.3	2.1	4.1	1.2
Secondary precious metals.....	10	240669	29.6	1.2	-1.3	2.1	4.1	1.2
All other miscellaneous secondary nonferrous metals, including lead and zinc.....	10	2408	-0.4	5.2	-2.5	1.4	-3.4	0.0
All other miscellaneous secondary nonferrous metals, including lead and zinc.....	10	240801	-0.4	5.2	-2.5	1.4	-3.4	0.0
Nonferrous mill shapes.....	10	25	5.6	3.8	1.9	0.0	-1.7	0.1
Aluminum mill shapes.....	10	2501	2.7	4.4	2.3	0.6	-2.2	-0.9
Extruded aluminum shapes, including rod, bar, and wire.....	10	250162	1.3	2.5	3.1	-0.4	-1.3	-1.3
Copper and brass mill shapes.....	10	2502	10.9	4.5	2.1	-1.5	-1.9	1.1
Copper and copper alloy rod, bar and shapes.....	10	250238	8.5	4.6	1.3	-2.7	-2.5	2.0
Copper and copper alloy pipe and tube.....	10	250239	-	10.6	6.3	-	-	-
Nickel and nickel-base alloy mill shapes.....	10	2504	-2.9	0.0	-1.0	1.8	1.3	-1.0
Nickel and nickel-base alloy mill shapes.....	10	250466	-2.9	0.0	-1.0	1.8	1.3	-1.0
Titanium and titanium-base alloy mill shapes.....	10	2505	9.8	1.0	0.0	0.0	3.1	4.6
Titanium and titanium-base alloy mill shapes.....	10	250505	9.8	1.0	0.0	0.0	3.1	4.6
Other nonferrous mill shapes.....	10	2519	13.6	0.3	0.7	1.1	-1.2	1.3
All other nonferrous metal mill shapes, except precious metal.....	10	251935	15.0	0.2	0.9	1.2	-0.8	0.0
Nonferrous wire and cable.....	10	26	6.0	6.1	-0.4	-1.7	-2.8	0.0
Nonferrous wire and cable.....	10	2603	6.0	6.1	-0.4	-1.7	-2.8	0.0
Electronic wire and cable.....	10	260301	6.8	1.8	1.4	0.0	-2.5	0.0
Copper wire and cable.....	10	260314	9.5	10.2	-1.6	-3.4	-4.6	0.3
Power wire and cable.....	10	260332	3.3	2.4	1.1	0.1	0.6	-1.3
Fiber optic cable.....	10	260333	-7.8	0.0	0.1	0.3	0.0	0.0
Other wire and cable.....	10	260398	7.8	0.6	1.9	1.5	-0.3	0.7
Nonferrous forge shop products.....	10	27	4.6	0.0	0.9	0.5	0.0	0.0
Nonferrous forge shop products.....	10	2701	4.6	0.0	0.9	0.5	0.0	0.0
Nonferrous forge shop products.....	10	270111	4.6	0.0	0.9	0.4	0.0	0.0
Hot impression die, impact, press and upset aluminum and other nonferrous forgings.....	10	2701111	5.0	0.0	0.9	0.5	0.0	0.0
Hot impression die, impact, press and upset aluminum and aluminum alloy forgings.....	10	27011111	4.1	-0.1	0.3	1.0	0.0	0.0
Hot impression die, impact, press and upset titanium and titanium alloy forgings.....	10	27011112	5.2	0.0	1.3	0.0	0.0	0.0
Other nonferrous hot impression die impact, press, and upset forgings.....	10	27011113	10.3	0.0	3.5	0.0	0.0	0.0
Nonferrous foundry shop products.....	10	28	4.6	1.1	0.5	0.0	-0.4	-0.1
Aluminum castings.....	10	2802	3.7	0.6	0.5	0.4	0.0	0.0
Aluminum die-castings.....	10	280207	2.4	0.6	0.5	0.5	0.0	-0.1
Aluminum castings, excluding die-castings.....	10	280208	5.9	0.5	0.4	0.1	0.0	0.0
Castings, nonferrous (except aluminum).....	10	2807	6.2	2.1	0.5	-0.8	-1.2	-0.2
Castings, nonferrous (except aluminum).....	10	280701	6.2	2.1	0.5	-0.8	-1.2	-0.2

See footnotes at end of table.

Table 7. Producer price index percentage changes for commodity and service groupings and individual items, not seasonally adjusted — Continued
 [September 2024]

Title	Commodity code		Unadjusted 12-month percent change ¹	Unadjusted 1-month percent change ¹				
	Group code	Item code		Sept. 2023 to Sept. 2024 ^P	Apr. to May	May to June ^P	June to July ^P	July to Aug. ^P
Nonferrous die-castings (except aluminum).....	10	2807011	-2.1	1.2	1.0	-2.1	-0.6	0.0
Copper base castings (excluding die-castings).....	10	2807013	9.0	4.8	0.4	-0.2	-2.7	-0.6
Metal containers.....	10	3	-0.4	0.2	0.2	0.7	-0.3	0.0
Metal cans and can components.....	10	31	-0.3	-0.1	0.1	0.9	0.0	0.0
Steel cans and tinware end products.....	10	3102	—	-0.2	0.2	0.0	0.0	—
Steel cans and tinware end products.....	10	310231	—	-0.2	0.2	0.0	0.0	—
Aluminum cans and can components.....	10	3103	0.3	0.0	0.0	1.5	0.0	0.0
Aluminum cans and can components.....	10	310331	0.3	0.0	0.0	1.5	0.0	0.0
Barrels, drums, pails and other metal containers.....	10	32	-0.8	1.5	0.5	0.0	-1.4	0.0
Barrels, drums, pails and other metal containers.....	10	3201	-0.8	1.5	0.5	0.0	-1.4	0.0
Steel shipping barrels and drums (excl. beer barrels) (more than 12-gallon capacity).....	10	320106	—	4.1	0.2	0.0	-2.8	—
All other metal containers.....	10	320107	0.0	0.0	0.9	0.0	-0.6	0.0
Hardware.....	10	4	-0.5	0.2	0.0	0.0	0.1	0.0
Hardware, n.e.c.....	10	41	-1.0	0.1	0.0	0.0	0.1	0.1
Builders' hardware.....	10	4101	-0.6	0.3	0.0	0.0	0.0	0.0
Builders' hardware (lock units, key blanks, door & window hardware, cabinet hardware, etc.).....	10	410104	-0.6	0.3	0.0	0.0	0.0	0.0
Transportation equipment hardware.....	10	4103	0.0	0.0	0.0	0.0	0.0	0.1
Furniture hardware.....	10	4104	0.9	-0.2	0.0	0.0	1.7	0.0
Furniture hardware.....	10	410411	0.9	-0.2	0.0	0.0	1.7	0.0
Other miscellaneous hardware.....	10	4105	-7.0	-0.1	0.1	0.1	0.1	0.0
Other miscellaneous hardware.....	10	410502	-7.0	-0.1	0.1	0.1	0.1	0.0
Hand and edge tools.....	10	42	0.4	0.3	0.0	0.0	0.1	-0.1
Hand and edge tools.....	10	4201	0.4	0.3	0.0	0.0	0.1	-0.1
Mechanics hand service tools.....	10	420135	1.0	1.1	0.0	0.2	0.3	0.0
Edge tools, hand operated.....	10	420145	-0.5	0.0	0.0	0.0	0.0	-0.8
All other misc handtools, including cutting dies, machine & power-driven (except metal cutting).....	10	420155	0.7	0.2	0.0	0.0	0.0	0.0
Plumbing fixtures and fittings.....	10	5	1.9	0.2	-0.2	0.3	0.1	0.1
Plumbing fixture fittings and trim.....	10	54	1.8	0.3	0.2	0.0	0.0	0.0
Plumbing fixtures, fittings, and trim.....	10	5402	1.8	0.3	0.2	0.0	0.0	0.0
Lavatory and sink fittings.....	10	540218	1.6	0.1	0.0	0.0	0.0	0.0
Miscellaneous plumbing fixtures, fittings, and trim.....	10	540223	1.8	0.0	0.5	0.0	0.0	0.0
Heating equipment.....	10	6	3.1	0.3	0.1	0.0	0.1	0.0
Steam and hot water equipment.....	10	61	6.5	—	—	0.1	1.3	0.0
Steam and hot water equipment.....	10	6101	6.5	—	—	0.1	1.3	0.0
Cast iron heating boilers, radiators and convectors.....	10	610106	6.9	—	—	0.2	1.6	0.0
Furnaces and heaters, including parts.....	10	62	2.3	-0.7	0.1	0.0	0.0	0.0
Furnaces and heaters, including parts.....	10	6201	2.3	-0.7	0.1	0.0	0.0	0.0
Furnaces and heaters, including parts.....	10	620146	2.3	-0.7	0.1	0.0	0.0	0.0
Warm air furnaces, including parts.....	10	6201461	—	-1.0	—	—	—	—
Warm air furnaces.....	10	62014611	—	-1.0	—	—	—	—
Floor and wall furnaces, unit heaters, infrared heaters, & mechanical stokers, including parts.....	10	6201462	0.4	0.0	0.2	0.0	0.0	0.0
Other heating equipment, non-electric, including parts.....	10	63	3.0	0.4	0.3	0.1	-0.1	0.2
Other heating equipment, non-electric, including parts.....	10	6301	3.0	0.4	0.3	0.1	-0.1	0.2
Other heating equipment, non-electric, including parts.....	10	630161	3.0	0.4	0.3	0.1	-0.1	0.2
Domestic heating stoves.....	10	64	2.0	0.0	0.0	0.0	0.0	0.0
Domestic heating stoves.....	10	6401	2.0	0.0	0.0	0.0	0.0	0.0
Domestic heating stoves.....	10	640141	2.0	0.0	0.0	0.0	0.0	0.0
Domestic water heaters.....	10	66	3.5	0.0	0.0	0.0	0.0	0.0
Domestic water heaters.....	10	6601	3.5	0.0	0.0	0.0	0.0	0.0
Household water heaters, electric, for permanent installation.....	10	660101	4.0	0.0	0.0	0.0	0.0	0.0
Household water heaters, except electric.....	10	660114	3.3	0.0	0.0	0.0	0.0	0.0
Fabricated structural metal products.....	10	7	-0.1	0.3	-0.3	0.1	0.8	0.0
Metal doors, sash, and trim.....	10	71	0.8	0.1	0.3	0.4	0.0	0.0
Metal doors and frames (except storm).....	10	7102	1.0	0.1	0.4	0.5	-0.1	0.0
Metal doors and frames (except storm).....	10	710209	1.0	0.1	0.4	0.5	-0.1	0.0
Metal windows (except storm sash).....	10	7103	0.4	0.2	0.0	0.2	0.1	0.0
Metal windows (except storm sash).....	10	710313	0.4	0.2	0.0	0.2	0.1	0.0

See footnotes at end of table.

Table 7. Producer price index percentage changes for commodity and service groupings and individual items, not seasonally adjusted — Continued
 [September 2024]

Title	Commodity code		Unadjusted 12-month percent change ¹	Unadjusted 1-month percent change ¹				
	Group code	Item code		Sept. 2023 to Sept. 2024 ^P	Apr. to May	May to June ^P	June to July ^P	July to Aug. ^P
Metal molding and trim and store fronts.....	10	7104	0.0	0.0	0.0	0.0	0.0	0.0
Metal molding and trim and store fronts.....	10	710413	0.0	0.0	0.0	0.0	0.0	0.0
Metal combination screen, storm sash, and storm doors.....	10	7105	0.1	0.0	0.0	0.0	0.0	0.0
Metal combination screen, storm sash, and storm doors.....	10	710515	0.1	0.0	0.0	0.0	0.0	0.0
Metal window and door screens (except combination screens) and metal weather strip.....	10	7107	0.0	0.0	0.0	0.0	0.0	0.0
Metal window and door screens (except combination screens) and metal weather strip.....	10	710717	0.0	0.0	0.0	0.0	0.0	0.0
Metal tanks.....	10	72	14.0	0.3	0.6	1.5	0.0	0.0
Metal tanks.....	10	7201	14.0	0.3	0.6	1.5	0.0	0.0
Metal tanks, heavy gauge, including field-erected.....	10	720123	14.0	0.3	0.6	1.5	0.0	0.0
Sheet metal products.....	10	73	1.1	0.1	0.1	-0.2	-0.1	-0.2
Sheet metal products.....	10	7301	1.1	0.1	0.1	-0.2	-0.1	-0.2
Sheet metal air-conditioning ducts and stove pipe.....	10	730120	-0.1	0.0	0.0	0.0	0.3	0.0
Sheet metal roofing and roof drainage equipment.....	10	730170	-	-0.8	0.0	-	-	-
Sheet metal electronic enclosures.....	10	7301C	1.1	0.0	0.0	-0.1	-0.1	0.0
Steel sheet metal computer & peripheral equipment enclosures.....	10	7301C1	0.3	0.0	0.0	-0.1	-0.1	0.0
Aluminum sheet metal computer & peripheral equipment enclosures.....	10	7301C2	0.1	0.0	0.0	0.0	0.0	0.0
Other sheet metal electronic enclosures (excl. computers).....	10	7301C3	2.4	0.0	0.0	-0.1	0.0	0.0
Other sheet metal work.....	10	7301G	2.8	0.0	0.1	-0.1	0.0	-0.5
Aluminum and other sheet metal work.....	10	7301G3	-0.8	-0.1	0.1	-0.2	-0.1	-1.0
Structural, architectural, and pre-engineered metal products.....	10	74	-5.1	0.5	-0.8	-0.1	-0.1	0.0
Fabricated structural metal.....	10	7405	-9.5	0.4	-1.1	0.0	0.4	0.1
Fabricated structural metal bar joists and concrete reinforcing bars.....	10	74051	-20.7	0.9	-1.8	-0.2	1.1	0.0
Fabricated structural iron & steel for industrial bldgs metal bar joists, short span.....	10	740510	8.1	0.0	-1.1	0.8	0.7	0.0
Fabricated structural iron & steel for commercial, residential, institutional, & public bldgs.....	10	740514	-27.9	1.2	-2.0	-0.5	1.3	0.0
Other fabricated structural metal, including for bridges.....	10	74055	-0.1	0.1	-0.7	0.2	-0.1	0.1
Fabricated structural metal for bridges.....	10	740553	-3.4	3.1	-6.4	1.3	-1.0	1.7
Other fabricated structural iron and steel, aluminum, and other metals.....	10	740554	0.3	-0.2	-0.1	0.1	0.0	0.0
Custom roll form products.....	10	7407	-6.2	-2.2	-0.8	-0.2	-2.3	-0.3
Custom roll form products.....	10	740775	-6.2	-2.2	-0.8	-0.2	-2.3	-0.3
Ornamental and architectural metal work.....	10	7408	8.6	3.3	0.1	0.0	0.1	0.0
Iron, steel, and aluminum stairs, staircases and fire escapes.....	10	740803	18.9	8.3	0.1	0.0	0.1	0.0
Steel and aluminum fences, gates (not wire), and railings and window guards.....	10	740813	6.6	3.3	0.1	-0.1	0.1	0.0
Open metal flooring, grating and studs.....	10	740814	-	-	0.5	-	-	-
Other architectural and ornamental metal work.....	10	74082	2.6	0.2	0.0	0.1	0.0	0.0
Other aluminum and metal architectural and ornamental work.....	10	740821	1.4	0.0	0.0	0.2	0.0	0.0
Fabricated metal pipe, tube, and fittings.....	10	7411	-1.1	-1.1	-0.9	-1.3	-1.4	-0.7
Fabricated metal pipe, tube, and fittings.....	10	741151	-1.1	-1.1	-0.9	-1.3	-1.4	-0.7
Heat exchangers and steam condensers.....	10	75	8.3	1.0	0.0	2.5	1.5	0.4
Heat exchangers and steam condensers.....	10	7501	8.3	1.0	0.0	2.5	1.5	0.4
Heat exchangers and steam condensers (except for nuclear applications).....	10	750103	1.6	1.0	0.0	0.1	0.1	0.1
Fabricated steel plate.....	10	76	-	0.0	0.0	0.0	16.8	-
Fabricated steel plate.....	10	7601	-	0.0	0.0	0.0	16.8	-
Fabricated steel plate.....	10	760102	-	0.0	0.0	0.0	16.8	-
Prefabricated metal buildings.....	10	79	-1.5	-0.3	-0.1	-1.0	-2.1	0.1
Prefabricated metal building systems (excl. farm service bldgs, residential bldgs, and parts).....	10	7901	-0.2	-0.2	0.1	0.0	-1.6	0.3
Prefabricated metal building systems (excl. farm service bldgs, residential bldgs, and parts).....	10	790101	-0.2	-0.2	0.1	0.0	-1.6	0.3
Farm service buildings and other prefabricated and portable buildings, steel and aluminum.....	10	7902	-0.3	-0.7	0.1	0.0	-1.6	0.3
Farm service buildings and other prefabricated and portable buildings, steel and aluminum.....	10	790201	-0.3	-0.7	0.1	0.0	-1.6	0.3
Panels, parts, and sections for prefabricated buildings, steel and aluminum.....	10	7903	-8.4	-0.6	-1.4	-6.4	-4.8	-1.0
Panels, parts, and sections for prefabricated buildings, steel and aluminum.....	10	790354	-8.4	-0.6	-1.4	-6.4	-4.8	-1.0
Miscellaneous metal products.....	10	8	2.6	0.5	0.6	0.0	0.2	-0.3
Bolts, nuts, screws, rivets, and washers.....	10	81	4.2	-0.6	0.1	0.0	0.2	-0.1
Externally threaded fasteners, except aircraft types.....	10	8102	-1.3	0.2	0.1	-0.1	0.2	-0.3
Hex bolts, including heavy, tap-and-joint.....	10	810206	2.1	0.5	0.0	-0.8	1.8	-2.5

See footnotes at end of table.

Table 7. Producer price index percentage changes for commodity and service groupings and individual items, not seasonally adjusted — Continued
 [September 2024]

Title	Commodity code		Unadjusted 12-month percent change ¹	Unadjusted 1-month percent change ¹				
	Group code	Item code	Sept. 2023 to Sept. 2024 ^P	Apr. to May	May to June ^P	June to July ^P	July to Aug. ^P	Aug. to Sept. ^P
Cap, set, machine, lag, flange, and self-locking screws, except aircraft types.....	10	810231	-0.9	0.0	0.0	-0.9	0.0	0.0
Other metal bolts, incl. square, round, plow, high-strength structural, and bent.....	10	810262	-0.2	-1.3	1.3	4.0	0.0	0.0
Other externally threaded metal fasteners, including studs, except aircraft types.....	10	810263	-3.2	0.8	-0.1	-0.5	0.0	0.0
Internally threaded fasteners, except aircraft types.....	10	8103	2.2	0.0	0.0	0.0	0.9	0.3
Internally threaded fasteners, except aircraft types.....	10	810312	2.2	0.0	0.0	0.0	0.9	0.3
Nonthreaded metal fasteners, except aircraft types.....	10	8104	2.6	0.0	0.0	0.0	0.0	0.0
Nonthreaded metal fasteners, except aircraft types.....	10	810424	2.6	0.0	0.0	0.0	0.0	0.0
Aircraft fasteners, except plastics (including aerospace).....	10	8105	15.0	-2.0	0.0	0.0	0.0	0.0
Aircraft fasteners, except plastics (including aerospace).....	10	810536	15.0	-2.0	0.0	0.0	0.0	0.0
Formed products, except fasteners, made by cold-, warm-, or hot-heading processes.....	10	8106	0.0	0.0	0.0	0.0	0.0	0.0
Formed products, except fasteners, made by cold-, warm-, or hot-heading processes.....	10	810648	0.0	0.0	0.0	0.0	0.0	0.0
Lighting fixtures.....	10	83	2.0	0.6	0.1	0.0	0.1	0.0
Residential electric lighting fixtures, except portable.....	10	8302	1.5	0.2	0.0	0.0	0.4	0.0
Residential electric lighting fixtures, except portable.....	10	830225	1.5	0.2	0.0	0.0	0.4	0.0
Commercial, institutional and industrial electric lighting fixtures.....	10	8303	3.0	1.0	0.2	0.0	0.1	0.0
Commercial and institutional electric lighting fixtures, including parts and accessories.....	10	830302	3.5	1.1	0.3	0.0	0.2	0.0
Industrial electric lighting fixtures, including parts and accessories.....	10	830304	-	0.0	0.0	0.0	-	-
Other lighting equipment.....	10	8305	0.7	0.0	0.0	0.0	0.0	0.0
Outdoor lighting equipment (including parts and accessories).....	10	830522	0.0	0.0	0.0	0.0	0.0	0.0
All other miscellaneous electric and nonelectric lighting equipment, incl parts and accessories.....	10	830524	1.2	0.0	0.0	0.0	0.0	0.0
Ammunition, except for small arms.....	10	85	0.0	0.0	0.0	0.0	-0.8	0.0
Ammunition, except for small arms.....	10	8501	0.0	0.0	0.0	0.0	-0.8	0.0
Ammunition, except for small arms.....	10	850101	0.0	0.0	0.0	0.0	-0.8	0.0
Ordnance and ordnance accessories, n.e.c.....	10	86	0.0	0.0	0.0	0.0	0.0	0.0
Ordnance and ordnance accessories, n.e.c.....	10	8601	0.0	0.0	0.0	0.0	0.0	0.0
Ordnance and ordnance accessories, n.e.c.....	10	860101	0.0	0.0	0.0	0.0	0.0	0.0
Fabricated ferrous wire products.....	10	88	2.9	-0.1	3.4	-0.1	-0.2	0.0
Ferrous wire rope, cable, forms and strand.....	10	8801	1.0	-0.1	0.1	0.0	0.2	0.0
Ferrous wire rope, cable, forms and strand.....	10	880101	1.0	-0.1	0.1	0.0	0.2	0.0
Ferrous wire cloth, other woven wire products.....	10	8807	-0.9	0.0	0.0	0.0	0.0	0.0
Ferrous wire cloth, other woven wire products.....	10	880701	-0.9	0.0	0.0	0.0	0.0	0.0
Other fabricated ferrous wire products.....	10	8809	4.7	0.0	5.0	0.0	-0.3	0.0
Steel fencing and fence gates.....	10	880993	-1.0	-0.1	0.1	-0.4	0.7	-0.4
Other fabricated ferrous wire products, n.e.c.....	10	880996	5.5	0.0	5.7	0.0	-0.4	0.0
Steel nails, staples, tacks, spikes and brads.....	10	8812	-8.8	-1.7	0.0	-2.0	-0.1	0.4
Steel nails, staples, tacks, spikes and brads.....	10	881201	-8.8	-1.7	0.0	-2.0	-0.1	0.4
Other miscellaneous metal products.....	10	89	2.4	0.7	0.5	0.1	0.2	-0.4
Wire springs.....	10	8904	11.4	19.2	0.0	0.0	0.0	-6.7
Precision mechanical wire springs.....	10	890424	-1.6	0.0	0.0	0.0	-0.1	0.1
Precision mechanical extension- and torsion-type wire springs.....	10	8904241	-3.8	0.0	0.0	0.0	-0.3	0.0
Precision mechanical compression-type springs.....	10	8904242	-0.2	0.0	0.0	0.0	0.0	0.1
Other metal products.....	10	8905	2.5	0.0	0.7	0.1	0.3	-0.1
Automotive job stampings.....	10	890507	1.8	-0.4	0.0	0.1	0.1	0.0
Precision turned products, automotive.....	10	890521	7.2	0.0	9.0	0.0	0.0	0.0
Precision turned products, except automotive.....	10	890522	1.2	0.2	0.0	0.7	0.6	0.0
Metal powders, paste, and flake.....	10	890564	6.2	1.4	-0.1	0.0	0.4	-0.7
Powder metallurgy parts, except bearings, gears, etc.....	10	890571	-	0.1	0.0	0.0	-	-
Other fabricated metal products.....	10	890589	2.8	0.5	0.9	-0.7	0.6	-0.2
Metal stampings n.e.c.....	10	8907	1.1	0.3	-0.8	0.0	0.2	-0.1
Metal job stampings, except automotive.....	10	890701	4.0	0.5	-0.2	0.3	0.1	0.3
Recreational vehicle metal job stamping.....	10	8907011	9.3	0.9	0.0	2.1	0.1	2.3
Motor and generator metal job stamping.....	10	8907012	-3.0	-	2.1	-0.4	0.1	0.0
Other metal job stampings.....	10	8907013	4.2	0.5	0.0	0.0	0.1	0.0
Other metal stampings, n.e.c., incl. stamped and pressed metal, and crowns and closures.....	10	890709	-	0.0	-1.7	-0.6	0.4	-0.7
Metal foil and leaf.....	10	8908	-0.2	0.0	0.0	0.0	-0.4	0.0
Flexible packaging foil.....	10	890811	-0.2	0.0	0.0	0.0	-0.4	0.0
Heavy gauge springs.....	10	8909	-2.2	0.2	0.0	0.1	-0.1	-0.1
Cold formed steel springs, except wire.....	10	890913	1.3	0.3	0.0	0.2	-0.2	-0.1

See footnotes at end of table.

Table 7. Producer price index percentage changes for commodity and service groupings and individual items, not seasonally adjusted — Continued
 [September 2024]

Title	Commodity code		Unadjusted 12-month percent change ¹	Unadjusted 1-month percent change ¹				
	Group code	Item code		Sept. 2023 to Sept. 2024 ^P	Apr. to May	May to June ^P	June to July ^P	July to Aug. ^P
Machinery and equipment.....	11	—	2.7	0.2	0.1	0.0	0.2	0.1
Agricultural machinery and equipment.....	11	1	0.2	-0.1	0.0	-0.5	-0.2	0.2
Agricultural machinery and equipment.....	11	14	0.2	-0.1	0.0	-0.5	-0.2	0.2
Commercial turf and grounds care equipment, including parts and attachments.....	11	1401	0.7	0.0	0.0	0.0	-0.2	0.6
Commercial turf and grounds care equipment, including parts and attachments.....	11	140111	0.7	0.0	0.0	0.0	-0.2	0.6
Farm plows, harrows, rollers, pulverizers, etc., and attachments.....	11	1402	-0.7	0.0	0.0	0.0	0.3	0.0
Farm plows, harrows, rollers, pulverizers, etc., and attachments.....	11	140211	-0.7	0.0	0.0	0.0	0.3	0.0
Farm dairy equipment, sprayers and dusters, farm blowers, and attachments.....	11	1404	0.1	0.0	0.0	0.0	0.0	0.1
Farm dairy equipment, sprayers and dusters, farm blowers, and attachments.....	11	140411	0.1	0.0	0.0	0.0	0.0	0.1
Planting, seeding, and fertilizing machinery and attachments.....	11	1405	-1.5	0.0	0.0	-3.7	-1.0	0.0
Planting, seeding, and fertilizing machinery and attachments.....	11	140511	-1.5	0.0	0.0	-3.7	-1.0	0.0
Harvesting machinery (except hay and straw) and attachments.....	11	1406	0.0	-0.1	0.1	0.0	0.0	0.4
Harvesting machinery (except hay and straw) and attachments.....	11	140611	0.0	-0.1	0.1	0.0	0.0	0.4
Haying machinery and attachments.....	11	1407	0.7	0.0	0.0	0.0	0.0	0.7
Haying machinery and attachments.....	11	140711	0.7	0.0	0.0	0.0	0.0	0.7
All other farm machinery and equipment, excluding parts, including attachments.....	11	1408	1.2	-0.4	0.0	0.0	0.2	0.0
All other farm machinery and equipment, excluding parts, including attachments.....	11	140811	1.2	-0.4	0.0	0.0	0.2	0.0
Parts for farm machinery, for sale separately.....	11	1409	-1.9	0.2	-0.4	-0.4	-1.4	-0.1
Parts for farm machinery, for sale separately.....	11	140911	-1.9	0.2	-0.4	-0.4	-1.4	-0.1
Construction machinery and equipment.....	11	2	2.0	0.1	0.1	0.2	-0.1	-0.1
Tractors and attachments, ex. parts.....	11	2A	2.0	0.0	0.0	0.5	-0.2	-0.3
Construction machinery for mounting (excluding parts, winches, snow clearing attachments).....	11	2A03	1.7	0.0	0.0	0.2	0.0	-1.8
Construction machinery for mounting (excluding parts, winches, snow clearing attachments).....	11	2A0302	1.7	0.0	0.0	0.2	0.0	-1.8
Tractor shovel loaders (skid steer, wheel, crawler, and integral design backhoes).....	11	2A04	1.8	0.0	0.0	0.9	0.0	0.0
Tractor shovel loaders (skid steer, wheel, crawler, and integral design backhoes).....	11	2A0406	1.8	0.0	0.0	0.9	0.0	0.0
Construction wheel and crawler tractors, dozers, self-propelled log skidders, etc.....	11	2A05	2.5	0.0	0.0	0.0	-0.5	0.0
Construction wheel and crawler tractors, dozers, self-propelled log skidders, etc.....	11	2A0501	2.5	0.0	0.0	0.0	-0.5	0.0
Power cranes, draglines, & shovels (excavators) (incl. surface mining equipment) (excl. parts).....	11	2B	0.4	0.0	0.0	0.1	0.0	0.0
Power cranes, draglines, & shovels (excavators) (incl. surface mining equip.) (excluding parts).....	11	2B05	0.4	0.0	0.0	0.1	0.0	0.0
Power cranes, draglines, & shovels (excavators) (incl. surface mining equip.) (excluding parts).....	11	2B0504	0.4	0.0	0.0	0.1	0.0	0.0
Mixers, pavers, and related equipment (excluding parts).....	11	2C	1.2	-0.4	0.0	0.0	0.0	0.0
Mixers, pavers, and related equipment (excluding parts).....	11	2C01	1.2	-0.4	0.0	0.0	0.0	0.0
Mixers, pavers, and related equipment (excluding parts).....	11	2C0109	1.2	-0.4	0.0	0.0	0.0	0.0
Off-highway, equipment, ex. parts.....	11	2D	3.2	0.0	0.0	1.4	0.0	0.0
Graders, rollers & compactors, rough-terrain forklifts, scrapers, trenchers, etc. (excl. parts).....	11	2D03	1.4	0.0	0.0	0.0	0.0	0.0
Graders, rollers & compactors, rough-terrain forklifts, scrapers, trenchers, etc. (excl. parts).....	11	2D0301	1.4	0.0	0.0	0.0	0.0	0.0
Misc. construction machinery and equipment.....	11	2J	1.3	0.1	0.4	0.0	0.0	0.0
Winches, aerial work platforms, and automotive wrecker hoists, including parts and attachments.....	11	2J01	0.4	0.0	0.0	0.0	0.0	0.0
Winches, aerial work platforms, and automotive wrecker hoists, including parts and attachments.....	11	2J0101	0.4	0.0	0.0	0.0	0.0	0.0
Other construction machinery and equipment (excluding parts).....	11	2J03	2.1	0.1	0.6	0.0	0.0	0.0
Other construction machinery and equipment (excluding parts).....	11	2J0301	2.1	0.1	0.6	0.0	0.0	0.0
Parts for construction machinery and equipment, sold separately.....	11	2K	9.9	0.9	-0.4	-0.6	-0.3	-0.4
Parts for construction machinery and equipment, sold separately.....	11	2K01	9.9	0.9	-0.4	-0.6	-0.3	-0.4
Parts for cranes, draglines, and shovels (including surface mining equipment) (sold separately).....	11	2K0101	17.3	1.1	-0.9	-1.8	-0.7	0.0
Parts for off-highway wheel tractors and shovel loaders (sold separately).....	11	2K0102	-0.7	0.0	0.0	0.0	0.0	0.0
Parts for other construction machinery (sold separately).....	11	2K0103	5.7	0.8	0.0	0.3	0.0	-0.8
Metalworking machinery and equipment.....	11	3	3.4	0.4	0.1	0.1	0.0	0.0

See footnotes at end of table.

Table 7. Producer price index percentage changes for commodity and service groupings and individual items, not seasonally adjusted — Continued
 [September 2024]

Title	Commodity code		Unadjusted 12-month percent change ¹	Unadjusted 1-month percent change ¹				
	Group code	Item code		Sept. 2023 to Sept. 2024 ^P	Apr. to May	May to June ^P	June to July ^P	July to Aug. ^P
Power-driven handtools, including parts and attachments.....	11	32	2.8	3.3	0.0	0.1	0.0	0.0
Power-driven handtools, including parts and attachments.....	11	3211	2.8	3.3	0.0	0.1	0.0	0.0
Power-driven handtools, including parts and attachments.....	11	321101	2.8	3.3	0.0	0.1	0.0	0.0
Power-driven handtools, pneumatic, hydraulic, and powder-actuated.....	11	3211011	3.3	3.9	0.0	0.1	0.0	0.0
Power-driven handtools, electric (except battery powered), including parts.....	11	3211014	2.3	2.4	0.0	0.0	0.0	0.0
Welding machines and equipment.....	11	33	3.7	0.0	0.3	0.0	0.1	0.0
Arc welding machines, components, and accessories, excluding electrodes and stud welding equip.....	11	3301	4.3	0.0	0.0	0.0	0.0	0.0
Arc welding machines, components, and accessories, excluding electrodes and stud welding equip.....	11	330175	4.3	0.0	0.0	0.0	0.0	0.0
Resistance welders, components, accessories, and electrodes.....	11	3302	5.4	0.0	3.2	0.0	0.0	0.0
Resistance welders, components, accessories, and electrodes.....	11	330276	5.4	0.0	3.2	0.0	0.0	0.0
Gas welding and cutting equipment, parts, attachments, and accessories.....	11	3304	2.4	-0.5	0.0	0.0	0.0	0.1
Gas welding and cutting equipment, parts, attachments, and accessories.....	11	330461	2.4	-0.5	0.0	0.0	0.0	0.1
Other welding equipment, components, and accessories (excluding arc, resistance, and gas).....	11	3306	1.2	0.0	0.0	0.0	0.7	0.2
Other welding equipment, components, and accessories (excluding arc, resistance, and gas).....	11	330629	1.2	0.0	0.0	0.0	0.7	0.2
Industrial process furnaces and ovens.....	11	34	3.9	2.3	0.0	0.0	0.4	0.1
Industrial process furnaces and ovens, except parts and attachments.....	11	3407	3.5	0.6	0.1	0.0	0.4	0.1
Industrial process furnaces and ovens, except parts and attachments.....	11	340711	3.5	0.6	0.1	0.0	0.4	0.1
Parts and attachments for industrial process furnaces and ovens.....	11	3409	5.1	7.1	0.0	0.0	0.3	0.0
Parts and attachments for industrial process furnaces and ovens.....	11	340901	5.1	7.1	0.0	0.0	0.3	0.0
Cutting tools and accessories.....	11	35	5.6	0.0	0.1	0.0	0.0	0.0
Small cutting tools.....	11	3501	5.2	0.0	0.1	0.0	0.0	0.0
End mills and milling cutters.....	11	350144	1.2	0.0	0.1	-0.2	-0.1	0.0
Threading tools, including blanks, tips and inserts.....	11	350145	1.0	0.0	0.0	0.0	0.0	0.1
Carbon and high-speed steel, shank, solid, tipped carbide twist drills.....	11	350146	0.7	0.0	0.0	0.0	0.0	0.0
Taps, carbide indexable, and throwaway inserts for machine tools.....	11	350147	2.8	0.0	0.0	0.0	0.6	0.0
Other cutting tools for machine tools, excluding tips and blanks.....	11	350149	7.1	0.0	0.1	0.0	0.0	0.0
Other machine tool attachments and accessories.....	11	3505	2.7	-0.1	0.1	0.0	0.0	0.0
Other machine tool attachments and accessories.....	11	350501	2.7	-0.1	0.1	0.0	0.0	0.0
Abrasive products.....	11	36	2.1	0.0	0.0	-0.3	0.0	0.0
Nonmetallic sized grains, powders, and flour abrasives (incl. graded only).....	11	3601	1.2	0.0	0.0	0.0	0.0	0.0
Nonmetallic sized grains, powders, and flour abrasives (incl. graded only).....	11	360105	1.2	0.0	0.0	0.0	0.0	0.0
Nonmetallic abrasive products (including diamond abrasives).....	11	3603	6.4	-0.1	0.1	0.0	0.0	0.0
Nonmetallic abrasive products (including diamond abrasives).....	11	360311	6.4	-0.1	0.1	0.0	0.0	0.0
Nonmetallic coated abrasive products and buffing wheels, polishing wheels, and laps.....	11	3605	3.1	0.0	0.0	0.0	0.1	0.0
Nonmetallic coated abrasive products and buffing wheels, polishing wheels, and laps.....	11	360505	3.1	0.0	0.0	0.0	0.1	0.0
Metal cutting machine tools.....	11	37	0.5	0.2	0.0	0.0	0.0	0.0
Other metal-cutting machine tools.....	11	3720	0.5	0.1	0.0	0.0	0.0	0.0
Other metal-cutting machine tools.....	11	372041	0.5	0.1	0.0	0.0	0.0	0.0
Metal machining centers.....	11	3721	0.0	0.0	0.0	0.0	0.0	0.0
Metal machining centers.....	11	372121	0.0	0.0	0.0	0.0	0.0	0.0
Rebuilt metal-cutting machine tools and parts for metal-cutting machine tools.....	11	3753	2.0	1.3	0.0	0.0	0.0	0.0
Rebuilt metal-cutting machine tools and parts for metal-cutting machine tools.....	11	375311	2.0	1.3	0.0	0.0	0.0	0.0
Metal forming machine tools.....	11	38	1.8	0.0	0.0	0.0	1.2	0.0
Metal-forming machine tools (except rebuilt and parts).....	11	3826	0.9	0.0	0.0	0.0	0.0	0.0
Metal punching and shearing (power & manual), and bending and forming machines (power only).....	11	382611	0.5	0.0	0.0	0.0	0.0	0.0
Rebuilt metal-forming machine tools and parts for metal-forming machine tools.....	11	3852	3.8	0.0	0.0	0.0	3.8	0.0
Rebuilt metal-forming machine tools and parts for metal-forming machine tools.....	11	385205	3.8	0.0	0.0	0.0	3.8	0.0
Tools, dies, jigs, fixtures & ind. molds.....	11	39	4.6	0.2	0.0	0.4	0.0	0.0
Special tools, dies, jigs, and fixtures.....	11	3901	3.5	0.3	0.0	0.7	0.0	0.0
Special tools, dies, jigs, and fixtures.....	11	390135	3.5	0.3	0.0	0.7	0.0	0.0
Jigs and fixtures, including parts.....	11	3901351	1.8	0.0	0.0	0.2	0.0	0.0

See footnotes at end of table.

Table 7. Producer price index percentage changes for commodity and service groupings and individual items, not seasonally adjusted — Continued
 [September 2024]

Title	Commodity code		Unadjusted 12-month percent change ¹	Unadjusted 1-month percent change ¹				
	Group code	Item code		Sept. 2023 to Sept. 2024 ^P	Apr. to May	May to June ^P	June to July ^P	July to Aug. ^P
Metalworking dies and die sets.....	11	3901353	1.4	0.0	0.0	1.4	0.0	0.0
Standard punches, industrial prototypes, die parts & other special tooling for dies.....	11	3901357	6.2	0.6	0.0	0.6	0.0	0.0
Industrial molds and mold boxes.....	11	3903	6.3	0.0	0.0	0.0	0.0	0.0
Industrial injection-type molds made of metal for plastics.....	11	390312	—	0.0	0.0	0.0	0.0	—
Other industrial molds and mold boxes.....	11	390331	8.7	0.1	0.0	0.0	0.0	0.0
Metalworking machinery n. e. c.....	11	3A	1.8	0.0	0.4	0.0	-0.3	0.0
Rolling mill and other metalworking machinery, including assembly machines.....	11	3A03	1.8	0.0	0.4	0.0	-0.3	0.0
Rolling mill and other metalworking machinery, including assembly machines.....	11	3A0310	1.8	0.0	0.4	0.0	-0.3	0.0
General purpose machinery and equipment.....	11	4	3.4	0.3	0.0	0.1	0.8	-0.2
Pumps, compressors, and equipment.....	11	41	4.3	0.4	-0.1	0.4	0.3	0.1
Industrial pumps, except hydraulic fluid power pumps.....	11	4102	5.7	0.0	0.0	1.3	0.2	0.0
Industrial pumps, except hydraulic fluid power pumps.....	11	410212	5.7	0.0	0.0	1.3	0.2	0.0
Parts and attachments for air and gas compressors and vacuum pumps.....	11	4107	0.4	0.0	-1.2	0.0	0.0	0.0
Parts and attachments for air and gas compressors, ex. refrigeration, ice making, & a/c.....	11	410701	0.4	0.0	-1.2	0.0	0.0	0.0
Domestic water systems.....	11	4113	2.3	0.0	0.0	0.0	0.0	0.0
Domestic water systems.....	11	411311	2.3	0.0	0.0	0.0	0.0	0.0
Air and gas compressors and vacuum pumps.....	11	4115	3.2	0.4	0.0	0.1	0.0	0.2
Air and gas compressors and vacuum pumps.....	11	411501	3.2	0.4	0.0	0.1	0.0	0.2
Other pumps, including parts and attachments.....	11	4119	4.1	0.0	0.0	0.0	1.2	0.0
Parts and attachments for pumps.....	11	411911	1.9	0.0	0.0	0.0	0.0	0.0
All other pumps, including domestic sump, oil well, and oil field pumps.....	11	411915	5.1	0.0	0.0	0.0	1.7	0.0
Oil-well and oil-field pumps.....	11	4119153	-10.0	0.0	0.0	0.0	0.0	0.0
Other pumps, except automotive circulating pumps, and measuring & dispensing pumps.....	11	4119155	6.0	0.0	0.0	0.0	1.9	0.0
Elevators, escalators, and other lifts.....	11	42	2.8	-0.1	0.0	0.0	0.0	1.3
Elevators and moving stairways.....	11	4201	3.5	0.0	0.0	0.0	0.0	1.6
Elevators and moving stairways.....	11	420112	3.5	0.0	0.0	0.0	0.0	1.6
Parts and attachments for elevators and moving stairs (sold separately).....	11	4202	-1.1	-0.4	-0.2	0.0	-0.2	-0.1
Parts and attachments for elevators and moving stairs (sold separately).....	11	420221	-1.1	-0.4	-0.2	0.0	-0.2	-0.1
Fluid power equipment.....	11	43	6.3	0.4	0.0	0.0	2.9	0.0
Fluid power pumps and parts.....	11	4301	2.2	0.0	0.2	0.0	0.0	0.0
Fluid power pumps and motors, including parts.....	11	430114	2.2	0.0	0.2	0.0	0.0	0.0
Fluid power valves.....	11	4302	3.2	0.0	0.0	0.0	0.0	0.0
Fluid power valves.....	11	430201	3.2	0.0	0.0	0.0	0.0	0.0
Nonaerospace type hydraulic directional control valves.....	11	4302013	3.4	0.0	0.0	0.0	0.0	0.0
Nonaerospace type pneumatic directional control valves.....	11	4302015	3.0	-0.4	0.0	0.0	0.0	0.0
Aerospace type fluid power valves.....	11	430201A	1.8	0.0	0.0	0.0	0.0	0.0
Fluid power cylinders, actuators, accumulators, cushions, & parts.....	11	4303	3.8	1.0	0.0	0.0	1.0	0.0
Non-aerospace hydraulic & all aerospace-type fluid power cylinders.....	11	430312	2.2	0.2	0.0	0.0	0.2	0.0
Parts for hydraulic & pneumatic cylinders and actuators.....	11	430315	9.6	3.6	0.0	0.0	3.5	0.0
Fluid power hose and tube fittings.....	11	4304	14.2	0.2	0.0	0.0	9.0	0.1
Fluid power hose and tube fittings.....	11	430406	14.2	0.2	0.0	0.0	9.0	0.1
Nonaerospace type flared (metal) fittings, couplings, and assemblies.....	11	4304062	0.9	0.6	0.0	0.0	0.0	0.0
Parts for fluid power valves.....	11	4305	1.8	0.0	0.0	0.0	0.0	0.0
Parts for fluid power valves.....	11	430501	1.8	0.0	0.0	0.0	0.0	0.0
Industrial material handling equipment.....	11	44	4.0	0.1	0.1	0.0	0.0	0.0
Conveying equipment, except parts and accessories.....	11	4402	8.7	0.2	0.2	0.1	0.1	0.0
Unit handling conveyors and conveying systems.....	11	440212	8.4	-0.1	0.3	0.1	0.0	-0.1
Unit handling gravity and trolley conveyors and conveying systems.....	11	4402122	13.9	0.0	0.5	0.0	0.0	0.0
All other unit handling conveyors, including tow, belt, roller, pneumatic, portable, etc.....	11	4402124	0.2	-0.2	0.0	0.2	0.0	-0.2
Bulk material handling conveyors and conveying systems.....	11	440216	9.1	0.6	0.0	0.2	0.1	0.0
Industrial trucks, trailers, and stackers.....	11	4403	0.6	0.0	0.0	0.0	0.0	0.0
Industrial trucks, tractors, mobile straddle carriers & cranes, & automatic stacking machines.....	11	44035	0.4	0.0	-0.1	0.0	0.0	0.0
Work trucks with lifting & handling equipment, riding, electric, self-propelled.....	11	440353	3.6	0.0	0.0	-0.2	0.0	0.0
Work trucks with lifting & handling equipment, non-riding electric or any non-electric.....	11	440356	0.3	0.0	-0.1	0.0	0.0	0.0

See footnotes at end of table.

Table 7. Producer price index percentage changes for commodity and service groupings and individual items, not seasonally adjusted — Continued
 [September 2024]

Title	Commodity code		Unadjusted 12-month percent change ¹	Unadjusted 1-month percent change ¹				
	Group code	Item code	Sept. 2023 to Sept. 2024 ^P	Apr. to May	May to June ^P	June to July ^P	July to Aug. ^P	Aug. to Sept. ^P
Work trucks not fitted with lifting & handling equipment, electric or non-electric.....	11	440357	-0.7	0.0	-0.1	0.0	0.0	0.0
Bulk powered material moving equipment, dock boards, and metal pallets and skids.....	11	440358	0.1	0.0	0.0	0.0	0.0	0.0
Parts and attachments for industrial trucks and tractors.....	11	440378	1.5	0.0	0.0	0.0	0.0	0.0
Hoists, overhead cranes, and monorail systems.....	11	4404	2.6	-0.3	0.0	0.1	0.0	0.1
Hoists and parts and attachments for hoists (sold separately).....	11	440481	3.1	0.0	0.0	0.1	0.0	0.2
Overhead traveling cranes and monorail systems, including parts and attachments sold separately.....	11	440485	1.9	-0.6	0.0	0.0	0.0	0.0
Parts and accessories for conveyors and conveying systems.....	11	4406	2.7	0.4	0.6	0.0	0.0	0.0
Parts and accessories for unit handling conveyors and conveying systems.....	11	440601	2.3	0.2	0.0	0.0	0.0	0.1
Parts and accessories for bulk material handling conveyors and conveying systems.....	11	440602	2.9	0.5	0.9	0.0	0.0	0.0
Mechanical power transmission equipment.....	11	45	3.8	0.2	0.4	0.7	0.1	0.0
Speed changers, drives, gears.....	11	4501	2.5	0.3	0.9	0.9	-0.1	0.0
Loose gear, pinions and racks.....	11	450108	-	0.0	0.3	1.4	0.0	-
Speed changers and industrial high speed drives & parts other than loose gearing.....	11	450117	2.8	0.7	1.4	0.5	-0.1	0.0
Other power transmission equipment.....	11	4502	4.6	0.1	0.1	0.5	0.2	0.0
Mechanical power transmission equipment, excl. speed changers, drives, & gears.....	11	450212	5.3	0.1	0.1	0.6	0.3	0.0
Scales and balances.....	11	46	1.4	0.0	0.0	0.1	0.0	0.0
Vehicle and industrial scales.....	11	4611	0.9	0.0	0.0	0.0	0.0	0.0
Vehicle and industrial scales.....	11	461101	0.9	0.0	0.0	0.0	0.0	0.0
Motor truck and railroad track scales.....	11	4611011	0.9	0.0	0.0	0.0	0.0	0.0
Industrial scales (including automatic checkweigher and bulkweigher scales).....	11	4611012	1.0	0.0	0.0	0.1	0.0	0.0
Miscellaneous non-vehicle scales (crane, susp., tank, hopper, measuring dev, lab, bulk conveyer).....	11	4611013	0.7	0.0	0.0	0.0	0.0	0.0
Retail, commercial, household, and mailing scales and balances.....	11	4612	3.6	0.0	0.0	0.3	0.0	0.0
Retail, commercial, household, and mailing scales and balances.....	11	461201	3.6	0.0	0.0	0.3	0.0	0.0
Parts, attachments, and accessories for scales and balances.....	11	4613	1.7	0.1	0.0	0.4	0.0	0.0
Parts, attachments, and accessories for scales and balances.....	11	461301	1.7	0.1	0.0	0.4	0.0	0.0
Air purification equipment and industrial and commercial fans and blowers..	11	47	1.3	0.1	0.0	0.0	0.0	0.0
Fan, blower, air purification equipment.....	11	4701	1.3	0.1	0.0	0.0	0.0	0.0
Dust collection and other air purification equipment for cleaning incoming air.....	11	470143	0.4	0.0	-0.1	0.0	0.0	0.0
Air filters for air-conditioners and furnaces, etc., of 2400 CFM or less, except parts.....	11	4701431	1.6	0.0	0.0	0.0	0.0	0.0
Other dust collection and air purification equipment, except parts.....	11	4701432	0.6	0.0	0.0	0.0	0.0	0.0
Parts for dust collection and air purification equipment.....	11	4701433	-2.5	0.0	-0.4	0.0	0.0	-0.1
Industrial and commercial fans and blowers.....	11	470145	2.6	0.2	0.0	0.0	0.0	0.0
Centrifugal blower filter units, and classes I-IV centrifugal fans, except parts.....	11	4701452	1.5	0.0	0.0	0.0	0.0	0.0
Other centrifugal fans and blowers, except parts.....	11	4701453	3.4	0.0	0.0	0.0	0.0	0.0
Axial fans and industrial propeller fans, except parts.....	11	4701457	0.2	0.0	0.0	0.0	0.0	0.0
Power roof ventilators, except parts.....	11	4701458	8.1	0.0	0.0	0.0	0.0	0.0
Parts and accessories for fans and blowers.....	11	4701459	3.1	2.7	0.0	0.0	0.1	0.0
Air conditioning and refrigeration equip.....	11	48	2.2	0.2	-0.2	0.1	1.4	-1.3
Unitary air-conditioners, except air source heat pumps.....	11	4802	3.4	0.2	-0.6	0.3	4.2	-3.4
Unitary air-conditioners, except air source heat pumps.....	11	480222	3.4	0.2	-0.6	0.3	4.2	-3.4
Commercial refrigeration equipment.....	11	4803	1.8	0.3	0.0	0.4	0.1	0.0
Commercial refrigeration equipment.....	11	480331	1.8	0.3	0.0	0.4	0.1	0.0
All other miscellaneous refrigeration and air-conditioning equipment.....	11	4806	4.1	0.0	0.0	0.1	0.0	0.0
All other miscellaneous refrigeration and air-conditioning equipment.....	11	480631	4.1	0.0	0.0	0.1	0.0	0.0
Heat transfer equipment, including heat pumps.....	11	4807	1.4	0.5	-0.3	-0.7	1.1	-1.3
Heat transfer equipment, except dehumidifiers.....	11	480732	1.6	0.0	0.2	-0.3	0.8	-1.3
Heat pumps.....	11	480734	0.2	3.4	-2.8	-2.7	2.7	-1.1
Parts and accessories for air conditioning and heat transfer equipment.....	11	4809	1.4	0.0	0.0	0.1	0.0	0.0
Parts and accessories for air conditioning and heat transfer equipment.....	11	480901	1.4	0.0	0.0	0.1	0.0	0.0
Refrigeration condensing units.....	11	4815	0.7	0.0	0.0	0.0	0.0	0.0
Refrigeration condensing units.....	11	481511	0.7	0.0	0.0	0.0	0.0	0.0
Miscellaneous general purpose equipment.....	11	49	2.0	0.3	0.3	-0.2	-0.1	0.3
Metal valves, except fluid power.....	11	4902	2.0	0.3	0.0	-0.8	0.0	1.0
Gates, globes, angles, and checks.....	11	490201	2.4	0.1	0.0	-2.2	0.0	1.5

See footnotes at end of table.

Table 7. Producer price index percentage changes for commodity and service groupings and individual items, not seasonally adjusted — Continued
 [September 2024]

Title	Commodity code		Unadjusted 12-month percent change ¹	Unadjusted 1-month percent change ¹				
	Group code	Item code	Sept. 2023 to Sept. 2024 ^P	Apr. to May	May to June ^P	June to July ^P	July to Aug. ^P	Aug. to Sept. ^P
Gates, globes, angles, straightway (Y-type) checks, stop & check, 3- & 4-way, etc.....	11	4902011	4.6	0.2	0.0	0.0	0.0	1.2
Industrial valves for water works and municipal equipment.....	11	4902012	0.8	0.0	0.0	-3.7	0.0	1.8
Industrial ball valves, incl. manual and power operated.....	11	490202	-1.0	0.0	0.0	0.0	0.0	2.5
Industrial butterfly valves, incl. manual and power operated.....	11	490203	—	0.0	0.0	—	—	—
Industrial plug valves.....	11	490204	5.4	0.0	0.0	0.0	0.0	0.0
Other industrial valves, including nuclear.....	11	490209	0.4	1.1	0.0	0.0	0.0	0.0
Automatic regulating and control valves.....	11	490211	5.9	0.0	0.0	0.0	0.0	0.0
Metal pipe fittings, flanges, and unions.....	11	4903	6.8	1.8	2.6	0.0	0.0	0.0
Metal pipe fittings, flanges, and unions.....	11	490301	6.8	1.8	2.6	0.0	0.0	0.0
Ball and roller bearings.....	11	4905	3.1	-0.2	0.0	0.1	0.0	-0.1
Ball bearings, complete, unmounted.....	11	490531	1.9	0.0	0.0	0.0	0.0	0.0
Mounted bearings, except plain.....	11	490534	1.4	-0.3	0.1	2.5	0.0	-1.7
Parts and components for ball and roller bearings, incl. balls and rollers.....	11	490535	-3.0	-1.5	0.4	0.0	0.0	0.0
Tapered roller bearings (including cups & cones), unmounted.....	11	490537	3.8	0.0	0.0	0.0	0.0	0.0
Other roller bearings, unmounted.....	11	490538	6.3	0.0	0.0	0.0	0.0	0.0
Industrial patterns.....	11	4907	-0.1	0.0	0.0	0.0	0.0	0.0
Industrial patterns.....	11	490701	-0.1	0.0	0.0	0.0	0.0	0.0
Filters and strainers.....	11	4908	-2.0	-0.1	0.1	-0.1	0.0	0.3
Filters and strainers, except fluid power.....	11	490805	2.2	-0.1	0.2	-0.2	0.0	0.4
Industrial filters and strainers and reusable media, except fluid power.....	11	4908051	2.2	-0.1	0.3	-0.3	0.0	0.5
Nonreusable media for filters and strainers, except fluid power.....	11	4908052	1.2	0.0	0.0	0.0	0.0	0.0
Parts and accessories for filters and strainers, except fluid power.....	11	4908053	4.4	0.0	0.2	-0.1	0.2	0.3
Other miscellaneous general purpose equipment.....	11	4911	1.5	0.0	-0.2	0.2	-0.2	-0.1
Other miscellaneous general purpose equipment.....	11	491102	1.5	0.0	-0.2	0.2	-0.2	-0.1
Electronic computers and computer equipment.....	11	5	2.4	-0.8	-0.1	-0.9	1.4	1.6
Electronic computers.....	11	51	5.3	-1.2	0.2	-2.4	3.9	3.3
Electronic computers.....	11	5101	5.3	-1.2	0.2	-2.4	3.9	3.3
Personal computers and workstations (excluding portable computers).....	11	510114	1.8	-0.1	0.1	0.1	0.0	0.1
Portable computers, laptops, tablets and other single user computers.....	11	510115	-1.8	-0.4	0.2	-0.2	-0.3	0.0
Host computers, multiusers (mainframes, UNIX and PC servers).....	11	510116	6.2	-1.4	0.2	-2.9	4.6	3.9
Computer storage devices.....	11	52	1.2	-1.2	-0.6	0.0	-0.2	1.4
Computer storage devices (except parts, attachments and accessories).....	11	5201	1.3	-1.2	-0.6	0.0	-0.2	1.4
Computer storage devices (except parts, attachments and accessories).....	11	520101	1.3	-1.2	-0.6	0.0	-0.2	1.4
Computer peripheral equipment and parts.....	11	54	0.1	0.0	0.0	0.0	0.0	0.0
Parts, attachments, and accessories for computer terminals and peripherals.....	11	5405	0.0	0.0	0.0	0.0	0.0	0.0
Parts, attachments, and accessories for computer terminals and peripherals.....	11	540501	0.0	0.0	0.0	0.0	0.0	0.0
Computer terminals (including POS and funds-transfer devices) and other computer peripherals.....	11	5406	0.2	0.0	0.0	0.0	0.0	0.0
Computer terminals (including POS and funds-transfer devices) and other computer peripherals.....	11	540602	0.2	0.0	0.0	0.0	0.0	0.0
Special industry machinery and equipment.....	11	6	2.8	0.4	0.1	0.0	0.3	0.1
Food products machinery.....	11	61	4.0	0.1	0.1	0.0	0.0	0.0
Dairy and milk products plant machinery and equipment.....	11	6101	2.5	0.0	0.6	0.0	0.0	0.0
Dairy and milk products plant machinery and equipment.....	11	610111	2.5	0.0	0.6	0.0	0.0	0.0
Commercial food products machinery (except packaging and cooking equipment).....	11	6104	5.8	0.0	0.0	0.0	0.0	0.0
Commercial food products machinery (except packaging and cooking equipment).....	11	610409	5.8	0.0	0.0	0.0	0.0	0.0
Industrial food products machinery for processing foods, beverages, & animal & fowl feed.....	11	6105	2.3	0.2	0.1	0.0	0.0	0.1
Industrial food products machinery for processing foods, beverages, & animal & fowl feed.....	11	610501	2.3	0.2	0.1	0.0	0.0	0.1
Other industrial food and feed machinery.....	11	6105012	4.9	0.4	0.2	0.1	0.0	0.0
Machinery for sorting, grading, and cleaning fruits, vegetables, eggs, and for processing meat.....	11	6105013	0.1	0.0	0.0	0.0	0.0	0.0
Parts and attachments for industrial food and feed products machinery.....	11	6105014	5.1	0.0	0.0	0.0	0.2	0.9
Textile machinery and equipment.....	11	62	0.0	0.0	0.0	0.0	0.0	0.0
Textile machinery (except parts, attachments, and accessories).....	11	6212	0.0	0.0	0.0	0.0	0.0	0.0
Textile machinery (except parts, attachments, and accessories).....	11	621201	0.0	0.0	0.0	0.0	0.0	0.0
Textile machinery parts and attachments.....	11	6277	0.0	0.0	0.0	0.0	0.0	0.0

See footnotes at end of table.

Table 7. Producer price index percentage changes for commodity and service groupings and individual items, not seasonally adjusted — Continued
 [September 2024]

Title	Commodity code		Unadjusted 12-month percent change ¹	Unadjusted 1-month percent change ¹				
	Group code	Item code		Sept. 2023 to Sept. 2024 ^P	Apr. to May	May to June ^P	June to July ^P	July to Aug. ^P
Textile machinery parts and attachments.....	11	627701	0.0	0.0	0.0	0.0	0.0	0.0
Sawmill and woodworking machinery.....	11	63	2.5	0.1	0.0	0.0	0.0	0.0
Sawmill and woodworking machinery.....	11	6306	2.5	0.1	0.0	0.0	0.0	0.0
Sawmill and woodworking machinery, excluding parts and attachments (sold separately).....	11	630602	2.8	0.1	0.0	0.0	0.0	0.0
Parts, attachments, & accessories for sawmill & woodworking machinery.....	11	630603	0.7	0.0	0.0	0.0	0.0	0.0
Paper industries machinery.....	11	64	2.1	0.0	0.0	0.0	0.0	0.1
Paper industries machinery.....	11	6401	2.1	0.0	0.0	0.0	0.0	0.1
Paper industries machinery, excluding parts & attachments (sold separately).....	11	640114	2.0	0.0	0.0	0.0	0.0	0.1
Parts and attachments for paper industries machinery.....	11	640115	2.3	0.0	0.0	0.0	0.0	0.0
Printing trades machinery and equipment.....	11	65	3.2	0.2	-0.1	0.3	0.0	1.3
Other printing machinery and equipment.....	11	6509	4.2	0.3	-0.1	0.4	0.1	1.7
Other printing machinery and equipment, incl. pre-press preparation equipment & plates.....	11	650912	7.5	0.6	-0.2	0.8	0.1	2.6
Parts, attachments, & accessories for printing trades machinery.....	11	650913	1.2	0.0	0.0	0.0	0.0	0.9
Other special industry machinery.....	11	66	3.4	1.0	0.4	0.0	0.3	0.1
Plastics and rubber working machinery.....	11	6603	0.9	0.0	0.0	0.0	0.0	0.0
Plastics working machinery and equipment, excluding patterns and molds, including parts.....	11	66039	1.0	0.0	0.0	0.0	0.0	0.0
Plasticworking machinery (excluding parts).....	11	660391	0.6	0.0	0.0	0.0	0.0	0.0
Parts for plasticworking machinery.....	11	660395	3.1	0.0	0.0	0.0	0.0	0.0
Miscellaneous special industry machinery.....	11	6606	3.8	1.2	0.4	0.0	0.3	0.1
Semiconductor manufacturing machinery and parts.....	11	660638	8.6	3.9	2.4	0.1	1.4	0.0
Packing, packaging, and bottling machinery and parts.....	11	67	5.5	0.0	0.0	0.0	1.7	0.2
Packing, packaging, and bottling machinery and parts.....	11	6705	5.5	0.0	0.0	0.0	1.7	0.2
Packing, packaging, and bottling machinery, excluding parts.....	11	670501	5.0	0.0	0.0	0.0	1.6	0.3
Parts for packing, packaging, and bottling machinery.....	11	670502	7.1	0.0	0.0	0.0	2.0	0.0
Service industry machinery and parts.....	11	68	0.9	0.0	0.0	0.0	0.0	0.0
Service industry machinery and parts.....	11	6801	0.9	0.0	0.0	0.0	0.0	0.0
Commercial cooking and food warming equipment (incl. parts).....	11	68013	-0.7	0.0	0.0	0.1	-0.3	-0.1
Commercial cooking equipment incl. ranges, deep-fat fryers, etc. except electric.....	11	680131	-1.7	0.0	0.0	0.0	-0.7	-0.3
Commercial electric cooking equipment, incl. ranges, deep-fat fryers, etc.....	11	680132	0.1	0.1	0.0	0.3	0.0	0.0
Parts and accessories for commercial cooking and food warming equipment.....	11	680133	0.0	0.0	0.0	0.0	0.0	0.0
Other service industry machinery, incl. electronic teaching mach. & auto. maintenance equipment.....	11	68014	1.4	0.0	0.0	0.0	0.0	0.1
Coin-operated machines and mechanisms (incl. parts).....	11	680141	0.0	0.0	0.0	0.0	0.0	0.0
Commercial laundry and drycleaning machinery products (incl. parts).....	11	680143	1.0	0.0	0.0	0.0	0.0	0.0
Commercial and industrial floor & carpet cleaning machines, ex. vacuum cleaners (incl. parts).....	11	680145	4.5	0.0	0.0	0.0	0.0	0.0
Electronic teaching machines, teaching aids, etc., (incl. kits and parts).....	11	680147	-	0.0	0.0	0.0	-	-
All other parts and attachments for service industry equipment.....	11	680148	6.0	0.0	0.0	0.0	0.0	0.0
Other service industry equipment.....	11	680149	1.9	0.0	0.0	0.0	0.1	0.2
Electrical machinery and equipment.....	11	7	2.3	0.1	0.2	-0.1	-0.1	0.2
Wiring devices.....	11	71	-1.8	0.3	0.0	-0.1	-0.8	-0.4
Current-carrying wiring devices.....	11	7101	0.7	0.4	0.1	0.0	-0.4	0.2
Current-carrying switches for electrical circuitry (including vehicular switches).....	11	710143	1.8	-1.3	0.3	0.4	0.1	1.1
Current-carrying wire connectors for electrical circuitry.....	11	710144	5.3	3.1	1.3	-1.5	-0.5	0.0
Current-carrying wiring devices n.e.c.....	11	710147	-1.3	0.2	-0.4	0.3	-0.6	0.0
Noncurrent-carrying wiring devices.....	11	7102	-4.5	0.2	-0.2	-0.2	-1.3	-1.2
Noncurrent-carrying electrical conduit and conduit fittings, incl. plastic conduit & fittings.....	11	710216	-13.1	0.5	-0.3	-1.3	-3.1	-2.8
Other noncurrent-carrying wiring devices and supplies (boxes, covers, bar hangers, etc.).....	11	710217	8.1	0.0	-0.5	1.7	0.1	0.0
Porcelain, steatite, and other ceramic electrical products.....	11	710252	0.1	0.0	0.2	-0.2	0.0	-0.6
Integrating and measuring instruments.....	11	72	3.3	0.6	0.1	0.5	0.1	0.1
Test equipment for electrical, radio, & communication circuits & motors.....	11	7205	3.3	0.6	0.1	0.5	0.1	0.1
Test equipment for electrical, radio, & communication circuits & motors.....	11	720501	3.3	0.6	0.1	0.5	0.1	0.1
Motors, generators, motor generator sets.....	11	73	1.8	0.0	0.0	0.7	0.0	-0.4
Fractional horsepower motors and generators.....	11	7303	0.9	0.0	0.0	0.0	0.0	0.0

See footnotes at end of table.

Table 7. Producer price index percentage changes for commodity and service groupings and individual items, not seasonally adjusted — Continued
 [September 2024]

Title	Commodity code		Unadjusted 12-month percent change ¹	Unadjusted 1-month percent change ¹				
	Group code	Item code		Sept. 2023 to Sept. 2024 ^P	Apr. to May	May to June ^P	June to July ^P	July to Aug. ^P
Fractional horsepower motors and generators.....	11	730312	0.9	0.0	0.0	0.0	0.0	0.0
Integral horsepower motors and generators (excluding land transportation types).....	11	7304	2.5	0.0	0.0	0.0	0.0	0.0
Integral horsepower motors and generators (excluding land transportation types).....	11	730405	2.5	0.0	0.0	0.0	0.0	0.0
Parts and supplies for motors and generators.....	11	7309	3.8	0.0	0.0	0.0	0.0	0.0
Parts and supplies for motors and generators.....	11	730901	3.8	0.0	0.0	0.0	0.0	0.0
Other motors and generators.....	11	7311	0.9	0.0	0.0	1.5	0.0	-0.9
Other motors and generators.....	11	731101	0.9	0.0	0.0	1.5	0.0	-0.9
Prime mover generator sets, except steam & hydraulic turbine.....	11	7311012	3.7	0.0	0.0	1.8	0.0	0.0
Transformers and power regulators.....	11	74	2.6	0.0	0.6	0.1	0.0	0.0
Power and distribution transformers, except parts.....	11	7409	-	0.0	0.7	0.0	0.0	-
Other transformers and parts for transformers.....	11	7411	4.1	0.0	0.0	0.6	0.0	0.0
Switchgear, switchboard, industrial controls equipment.....	11	75	7.3	0.6	1.9	0.5	-0.3	0.3
Industrial controls and related parts and accessories.....	11	7507	5.3	0.0	1.9	0.2	0.0	0.0
Industrial controls and related parts and accessories.....	11	750799	5.3	0.0	1.9	0.2	0.0	0.0
General-purpose industrial controls.....	11	7507991	6.6	0.0	2.0	0.0	0.0	0.0
Parts for industrial controls and motor-control accessories.....	11	7507992	4.8	0.0	0.6	0.8	0.0	0.0
Specific-purpose industrial controls.....	11	7507993	2.8	0.1	2.1	0.3	0.0	0.0
Switchgear and switchboard apparatus.....	11	7522	8.5	1.0	2.0	0.6	-0.5	0.5
Switchgear and switchboard apparatus.....	11	752201	8.5	1.0	2.0	0.6	-0.5	0.5
Low voltage panelboards and distribution boards, 1000 volts or less..	11	7522013	4.3	1.1	0.4	0.5	0.1	0.0
Switchgear, except relays and ducts.....	11	752201A	11.3	1.3	3.2	0.9	-0.9	0.8
Communications and related equipment and miscellaneous electronic systems & equipment.....	11	76	5.4	0.3	0.1	0.1	0.0	0.9
Telephone and wireline data networking equipment.....	11	7601	0.0	0.1	-0.3	0.0	0.0	0.0
Other communications and related equipment, including broadcast and wireless.....	11	7603	5.8	0.8	0.4	0.2	0.0	2.2
Broadcast, studio, and related electronic equipment.....	11	760301	-	0.0	-	-	-	-
Radio station and wireless communication equipment.....	11	760302	6.3	0.9	0.2	0.0	0.0	2.8
Radio station equipment.....	11	7603022	18.8	11.7	2.4	0.0	0.0	0.0
Other broadcast and wireless communications systems and equipment.....	11	7603023	5.5	0.0	0.0	0.0	0.0	3.3
Intercommunications, alarm and traffic control systems.....	11	760303	5.4	0.4	1.5	1.3	0.1	0.0
Alarm systems, including electric sirens and horns.....	11	7603031	4.1	0.0	0.0	1.8	0.0	0.0
Intercommunications systems, including inductive paging systems....	11	7603033	8.6	-0.1	4.6	0.0	4.3	0.0
Electronic systems and equipment, n.e.c.....	11	7605	3.2	0.0	0.0	0.0	0.0	2.0
Electronic systems and equipment, n.e.c.....	11	760512	3.2	0.0	0.0	0.0	0.0	2.0
Search, detection, navigation & guidance systems and equipment.....	11	7606	5.9	0.0	0.0	0.0	0.0	0.0
Search, detection, navigation & guidance systems and equipment.....	11	760613	5.9	0.0	0.0	0.0	0.0	0.0
Electric lamp bulbs, tubes, and components.....	11	77	0.0	0.0	0.0	0.0	0.0	0.0
Electric lamp bulbs, tubes, and components.....	11	7704	0.0	0.0	0.0	0.0	0.0	0.0
Electric lamp bulbs, tubes, and components.....	11	770401	0.0	0.0	0.0	0.0	0.0	0.0
Electronic components and accessories.....	11	78	-0.3	-0.2	-0.2	-1.0	0.0	0.1
Relays for electronic circuitry, industrial control overload, and switchgear type.....	11	7821	-	0.0	0.0	0.0	0.0	-
Relays for electronic circuitry, industrial control overload, and switchgear type.....	11	782119	-	0.0	0.0	0.0	0.0	-
Switches, mechanical, for electronic circuitry.....	11	7822	6.5	0.0	0.1	0.0	0.0	0.0
Switches, mechanical, for electronic circuitry.....	11	782299	6.5	0.0	0.1	0.0	0.0	0.0
Connectors for electronic circuitry.....	11	7824	2.7	-0.3	0.5	-0.4	0.1	0.1
Connectors for electronic circuitry.....	11	782481	2.7	-0.3	0.5	-0.4	0.1	0.1
Filters, crystals, and transducers.....	11	7828	4.4	0.0	0.9	0.0	0.0	0.9
Filters, crystals, and transducers.....	11	782890	4.4	0.0	0.9	0.0	0.0	0.9
Crystal, filter, piezoelectric, and other related electronic devices (exc. microwave filters).....	11	7828901	4.6	0.0	0.9	0.0	0.0	1.9
Integrated circuit packages, including microprocessors.....	11	7839	-7.5	-0.4	-1.2	-5.0	0.0	0.0
Integrated circuit packages, including microprocessors.....	11	783911	-7.5	-0.4	-1.2	-5.0	0.0	0.0
Other semiconductor devices, incl. transistors, diodes, and semiconductor parts such as wafers.....	11	7847	0.4	0.1	0.0	0.0	-1.3	0.1
Other semiconductor devices, incl. transistors, diodes, and semiconductor parts such as wafers.....	11	784711	0.4	0.1	0.0	0.0	-1.3	0.1
Bare printed circuit boards.....	11	7849	6.4	0.0	0.0	0.0	3.3	0.0
Bare printed circuit boards.....	11	784901	6.4	0.0	0.0	0.0	3.3	0.0
Electronic coils, transformers, and other inductors.....	11	7853	5.7	0.0	0.1	0.8	0.0	0.0
Electronic coils, transformers, and other inductors.....	11	785399	5.7	0.0	0.1	0.8	0.0	0.0
Capacitors and resistors for electronic circuitry.....	11	7854	5.4	0.0	0.0	0.0	0.0	0.0

See footnotes at end of table.

Table 7. Producer price index percentage changes for commodity and service groupings and individual items, not seasonally adjusted — Continued
 [September 2024]

Title	Commodity code		Unadjusted 12-month percent change ¹	Unadjusted 1-month percent change ¹				
	Group code	Item code		Sept. 2023 to Sept. 2024 ^P	Apr. to May	May to June ^P	June to July ^P	July to Aug. ^P
Capacitors for electronic circuitry.....	11	785411	2.3	0.0	0.0	0.0	0.0	0.0
Microwave components, electron tubes, and other electronic components, n.e.c.....	11	7856	2.5	0.0	1.1	0.0	0.0	0.0
Printed circuit assemblies, loaded boards, modules and consumer external modems.....	11	7861	2.7	-0.4	-0.4	2.3	0.5	0.2
Printed circuit assemblies, loaded boards, modules and consumer external modems.....	11	786199	2.7	-0.4	-0.4	2.3	0.5	0.2
Miscellaneous electrical machinery and equipment.....	11	79	0.7	0.0	0.0	0.2	0.1	-0.1
Storage batteries.....	11	7901	0.1	0.0	0.0	0.1	0.3	0.1
Storage batteries, lead acid type, BCI dimensional group 8D or smaller.....	11	790103	0.5	0.0	0.0	0.2	0.5	0.1
Storage batteries, lead acid type, larger than BCI dimensional group 8D.....	11	790104	-1.6	0.0	0.0	0.0	0.0	0.5
Storage batteries (excluding lead acid), including parts for all storage batteries.....	11	790105	0.2	0.0	0.0	0.0	0.0	0.0
Primary batteries.....	11	7902	-5.3	-0.4	0.3	-0.2	0.1	-4.2
Primary batteries.....	11	790229	-5.3	-0.4	0.3	-0.2	0.1	-4.2
Carbon and graphite products.....	11	7903	6.3	0.0	-0.2	0.0	0.7	0.4
X-ray and electromedical equipment.....	11	7905	1.0	0.0	0.0	0.3	0.0	0.0
Irradiation equipment.....	11	790512	0.9	0.0	0.0	0.0	0.0	0.0
Electromedical equipment, including diagnostic, therapeutic and patient monitoring equipment.....	11	790541	1.1	0.0	0.0	0.4	0.0	0.0
Miscellaneous electrical industrial apparatus.....	11	7929	-2.0	0.3	0.6	0.0	0.0	0.0
Rectifying apparatus.....	11	792902	4.6	0.9	0.0	0.0	0.0	0.0
Other electrical equipment for industrial use, except for electronic circuitry.....	11	792904	-4.8	0.0	0.9	0.0	0.0	0.0
All other electrical equipment and components, except industrial.....	11	7939	0.0	-6.0	0.0	0.0	0.0	0.0
All other electrical equipment and components, except industrial.....	11	793901	0.0	-6.0	0.0	0.0	0.0	0.0
Miscellaneous instruments.....	11	8	3.6	0.2	0.2	0.1	0.3	0.2
Automatic environmental controls for monitoring residential, commercial, and appliance use.....	11	81	1.6	0.3	0.7	1.3	0.0	0.0
Automatic environmental controls for monitoring residential, commercial, and appliance use.....	11	8105	1.6	0.3	0.7	1.3	0.0	0.0
Automatic environmental controls for monitoring residential, commercial, and appliance use.....	11	810501	1.6	0.3	0.7	1.3	0.0	0.0
Industrial process control instruments.....	11	82	5.1	0.0	0.8	0.0	0.0	0.0
Industrial process control instruments.....	11	8201	5.1	0.0	0.8	0.0	0.0	0.0
Industrial process control instruments.....	11	820171	5.1	0.0	0.8	0.0	0.0	0.0
Fluid meters and counting devices.....	11	84	2.7	0.8	0.1	0.2	0.0	0.0
Fluid meters and counting devices.....	11	8401	2.7	0.8	0.1	0.2	0.0	0.0
Engineering and scientific instruments.....	11	85	4.4	0.2	0.3	0.1	0.1	0.7
Aeronautical, nautical, and navigational instruments.....	11	8501	3.0	0.0	0.0	0.0	0.0	0.7
Aeronautical, nautical, and navigational instruments.....	11	850111	3.0	0.0	0.0	0.0	0.0	0.7
Hospital beds and specialized hospital furniture.....	11	8504	10.8	1.4	1.4	0.6	0.3	1.0
Hospital beds and specialized hospital furniture.....	11	850404	10.8	1.4	1.4	0.6	0.3	1.0
Measuring instruments and lenses.....	11	86	3.0	0.2	-0.1	0.0	0.5	0.2
Sighting, tracking, and fire-control equipment, optical type.....	11	8601	8.1	1.0	0.0	-0.8	10.0	0.0
Sighting, tracking, and fire-control equipment, optical type.....	11	860111	8.1	1.0	0.0	-0.8	10.0	0.0
All other miscellaneous optical instruments and lenses.....	11	8602	2.7	-0.1	-0.1	0.1	0.0	0.1
All other miscellaneous optical instruments and lenses.....	11	860211	2.7	-0.1	-0.1	0.1	0.0	0.1
Laboratory analytical instruments.....	11	8603	2.6	0.1	-0.1	0.0	-0.2	0.2
Laboratory analytical instruments.....	11	860311	2.6	0.1	-0.1	0.0	-0.2	0.2
Measuring & controlling devices, n.e.c.....	11	89	3.3	-0.1	0.0	0.0	0.8	0.0
Aircraft engine instruments.....	11	8901	7.2	-0.9	0.0	0.0	0.0	0.0
Aircraft engine instruments.....	11	890199	7.2	-0.9	0.0	0.0	0.0	0.0
Nuclear radiation detection & monitoring instruments.....	11	8904	3.0	0.0	0.0	0.5	0.0	0.0
Nuclear radiation detection & monitoring instruments.....	11	890499	3.0	0.0	0.0	0.5	0.0	0.0
Physical properties and kinematic testing equipment.....	11	8905	2.4	0.0	0.0	0.0	1.2	0.0
Physical properties and kinematic testing equipment.....	11	890599	2.4	0.0	0.0	0.0	1.2	0.0
Commercial, geophysical, meteorological, surveying, drafting & general-purpose instruments.....	11	8906	3.3	0.0	0.0	0.0	0.7	0.0
Commercial, geophysical, meteorological & general-purpose instruments.....	11	890699	3.3	0.0	0.0	0.0	0.7	0.0
Miscellaneous machinery.....	11	9	2.7	0.1	0.2	0.3	0.3	-0.1
Oil field and gas field machinery.....	11	91	3.6	0.1	0.4	0.0	0.0	0.0

See footnotes at end of table.

Table 7. Producer price index percentage changes for commodity and service groupings and individual items, not seasonally adjusted — Continued
 [September 2024]

Title	Commodity code		Unadjusted 12-month percent change ¹	Unadjusted 1-month percent change ¹				
	Group code	Item code		Sept. 2023 to Sept. 2024 ^P	Apr. to May	May to June ^P	June to July ^P	July to Aug. ^P
Oil and gas field drilling, surveying, and cementing machinery (except parts sold separately).....	11	9102	2.1	0.0	0.0	0.0	0.0	0.0
Oil and gas field drilling, surveying, and cementing machinery (except parts sold separately).....	11	910201	2.1	0.0	0.0	0.0	0.0	0.0
Oil field and gas field production machinery (except pumps and parts sold separately).....	11	9104	7.3	0.2	0.5	0.0	0.0	0.0
Oil field and gas field production machinery (except pumps and parts sold separately).....	11	910456	7.3	0.2	0.5	0.0	0.0	0.0
Parts and attachments for oil and gas field machinery and equipment.....	11	9106	2.6	0.4	1.1	0.0	0.0	0.0
Mining machinery and equipment.....	11	92	6.4	0.2	0.5	0.7	0.0	0.0
Mining machinery and equipment (except parts sold separately).....	11	9207	7.3	0.3	0.7	0.6	0.0	0.0
Underground mining machinery (except parts sold separately).....	11	920701	—	0.8	0.0	0.0	—	—
Crushing, pulverizing, & screening machinery (except parts sold separately).....	11	920702	6.7	0.0	0.0	0.0	0.0	0.0
Drills and other mining machinery (except parts sold separately).....	11	920703	—	0.0	2.1	0.7	—	—
Mineral processing & beneficiation machinery (except parts sold separately).....	11	920704	11.2	0.0	0.3	2.2	0.0	0.0
Parts and attachments for mining machinery and equipment (sold separately).....	11	9253	3.7	0.0	0.0	1.3	0.0	0.0
Parts and attachments for mining machinery and equipment (sold separately).....	11	925303	3.7	0.0	0.0	1.3	0.0	0.0
Internal combustion engines.....	11	94	2.8	0.1	0.0	0.3	0.0	0.0
Diesel, semidiesel, and dual-fuel engines (except automotive).....	11	9407	2.8	0.0	0.0	0.0	0.0	0.0
Diesel, semidiesel, and dual-fuel engines (except automotive).....	11	940725	2.8	0.0	0.0	0.0	0.0	0.0
Diesel, semidiesel, and dual-fuel engines for automobiles, trucks, and buses.....	11	9408	3.4	0.0	0.0	0.0	0.0	0.0
Diesel, semidiesel, and dual-fuel engines for automobiles, trucks, and buses.....	11	940811	3.4	0.0	0.0	0.0	0.0	0.0
Parts & accessories for internal combustion engines, ex. aircraft & gasoline automotive engines.....	11	9413	2.5	0.0	0.0	0.0	0.0	0.0
Parts & accessories for internal combustion engines, ex. aircraft & gasoline automotive engines.....	11	941301	2.5	0.0	0.0	0.0	0.0	0.0
Machine shop products.....	11	95	1.9	0.1	0.1	0.2	0.7	0.0
Machine shop products.....	11	9505	1.9	0.1	0.1	0.2	0.7	0.0
Machine shop job work and job order repairs.....	11	950501	1.9	0.1	0.1	0.2	0.7	0.0
Turbines and turbine generator sets.....	11	97	3.5	0.3	0.4	0.6	0.7	-0.9
Turbines and turbine generator sets (excluding parts).....	11	9701	3.5	0.3	0.4	0.6	0.7	-0.9
Steam, gas, and other turbines and turbine generators.....	11	970103	4.3	0.4	0.3	0.7	0.6	0.1
Parts & accessories for turbines, turbine generators, and turbine generator sets.....	11	98	0.3	0.0	0.0	0.2	0.0	0.0
Parts & accessories for turbines, turbine generators, and turbine generator sets.....	11	9801	0.3	0.0	0.0	0.2	0.0	0.0
Parts & accessories for turbines, turbine generators, and turbine generator sets.....	11	980101	0.3	0.0	0.0	0.2	0.0	0.0
Furniture and household durables.....	12	—	0.8	0.2	0.1	0.0	0.3	-0.2
Household furniture.....	12	1	0.4	0.5	0.2	0.1	0.0	0.5
Metal household furniture.....	12	11	0.7	-0.2	0.0	-0.1	0.5	-0.2
Metal household furniture.....	12	1101	0.7	-0.2	0.0	-0.1	0.5	-0.2
Metal household dining room and kitchen furniture.....	12	110102	0.6	-1.2	0.0	-0.5	2.9	-1.4
Other metal household furniture.....	12	110104	0.7	0.0	0.0	0.0	0.0	0.0
Metal household furniture, beds, nonupholstered.....	12	1101041	0.0	0.0	0.0	0.0	0.0	0.0
Wood household furniture (nonupholstered).....	12	12	0.8	0.4	0.0	0.1	0.2	5.1
Wood household furniture (nonupholstered).....	12	1206	0.8	0.4	0.0	0.1	0.2	5.1
Wood living room furniture (nonupholstered).....	12	120602	1.7	1.5	0.0	0.0	0.4	0.0
Wood dining room, outdoor, and ready-to-assemble furniture (nonupholstered).....	12	120603	5.9	2.2	0.0	0.3	0.4	9.2
Wood bedroom furniture, including infants' and children's, (nonupholstered).....	12	120605	-4.6	-1.8	0.0	0.1	0.1	0.4
Upholstered household furniture.....	12	13	0.6	0.9	0.2	0.0	0.0	0.1
Upholstered household furniture.....	12	1301	0.6	0.9	0.2	0.0	0.0	0.1
Dual purpose sleep furniture, incl. convertible sofa.....	12	130123	2.3	1.7	0.0	0.0	0.0	0.0
Upholstered household furniture.....	12	130141	0.2	0.7	0.3	0.0	0.0	0.2
Upholstered household davenport, sofas, loveseats, and settees.....	12	1301411	-0.7	0.5	0.3	0.0	0.0	0.1
Upholstered household sectional sofa pieces.....	12	1301412	-0.1	1.0	0.0	0.0	0.0	0.0
Upholstered household rocking chairs, including swivel rockers.....	12	1301413	0.8	0.0	0.0	0.0	0.0	0.0
Other upholstered household furniture, including custom.....	12	1301415	5.2	0.2	0.7	0.0	0.0	0.8

See footnotes at end of table.

Table 7. Producer price index percentage changes for commodity and service groupings and individual items, not seasonally adjusted — Continued
 [September 2024]

Title	Commodity code		Unadjusted 12-month percent change ¹	Unadjusted 1-month percent change ¹				
	Group code	Item code		Sept. 2023 to Sept. 2024 ^P	Apr. to May	May to June ^P	June to July ^P	July to Aug. ^P
Bedding.....	12	14	-0.2	0.0	0.2	0.0	-0.1	-0.4
Bedding.....	12	1401	-0.2	0.0	0.2	0.0	-0.1	-0.4
Innerspring mattresses, excluding crib size.....	12	140104	0.0	0.0	0.5	0.5	0.3	-1.2
Mattress foundations.....	12	140107	-1.0	0.4	-0.9	-0.6	-0.1	0.0
Mattresses, other types, including crib, foam, waterbed mattresses and mattress inserts.....	12	140114	0.5	0.0	0.6	-0.7	0.0	0.0
Sleep system ensembles and mattresses, excluding conventional waterbeds.....	12	140122	0.0	0.0	0.0	0.0	0.0	0.0
Mattress and foundation sets.....	12	140134	-0.8	0.0	-0.2	-0.2	-0.7	0.0
Metal porch, lawn, outdoor & casual furniture.....	12	15	2.6	0.0	0.0	1.7	0.0	0.0
Porch and lawn furniture.....	12	1501	2.6	0.0	0.0	1.7	0.0	0.0
Metal porch, lawn, outdoor & casual furniture.....	12	150112	2.6	0.0	0.0	1.7	0.0	0.0
Commercial furniture.....	12	2	2.9	0.3	0.2	-0.1	0.4	0.3
Wood office furniture and store fixtures.....	12	21	3.4	0.7	0.5	0.6	0.0	0.5
Wood office furniture and store fixtures.....	12	2101	3.4	0.7	0.5	0.6	0.0	0.5
Wood office seating, including upholstered.....	12	210112	2.9	0.2	0.0	0.4	0.0	0.0
Wood office desks and extensions.....	12	210113	2.6	0.4	0.5	0.1	0.1	0.0
Wood office files, storage units, and tables.....	12	210114	6.1	0.2	0.0	0.6	0.0	0.0
Wood office furniture, other types (incl. panel/desk systems).....	12	210116	1.7	0.0	0.0	0.3	0.0	0.0
Fixtures for stores, banks and offices.....	12	210161	3.5	0.8	0.5	0.6	0.1	0.6
Custom architectural woodwork, millwork, and fixtures.....	12	2101611	3.4	1.0	0.3	0.6	0.0	0.0
Wood lockers, partitions, and shelving (except custom).....	12	2101612	3.8	0.2	1.5	0.6	-1.0	4.1
Nonwood furniture and store fixtures.....	12	22	2.8	-0.1	0.0	-0.6	0.8	0.1
Nonwood commercial storage units, files, and tables.....	12	2202	2.2	-1.1	1.5	0.7	0.3	0.9
Nonwood commercial storage units, files, and tables.....	12	220202	2.2	-1.1	1.5	0.7	0.3	0.9
Nonwood commercial furniture.....	12	2203	3.1	0.1	-0.7	0.7	-0.1	0.0
Nonwood commercial desks and extensions.....	12	220321	7.5	0.0	-0.1	0.2	0.0	0.0
Nonwood office seating.....	12	220325	2.9	0.0	0.0	0.0	0.0	0.1
Nonwood office furniture panel systems, and other nonwood office furniture.....	12	220326	2.5	0.2	-1.4	1.4	-0.2	0.0
Nonwood partitions and fixtures.....	12	2204	2.6	0.1	0.4	-2.6	2.1	0.0
Storage racks and accessories, except wood.....	12	220407	-1.7	0.0	0.0	-0.9	0.0	0.0
Fixtures (bank, office, and store) except wood.....	12	220409	8.7	0.0	0.0	-7.2	8.0	0.0
Public building furniture.....	12	23	2.7	0.4	0.0	0.0	0.0	0.0
Public building furniture.....	12	2301	2.7	0.4	0.0	0.0	0.0	0.0
School furniture (except stone and concrete), excluding library furniture.....	12	230101	-0.1	0.0	0.0	0.0	0.0	0.0
Public building and related furniture, excluding school & restaurant furniture.....	12	230102	4.1	0.5	0.0	0.1	0.0	0.0
Commercial furniture and fixtures, n.e.c.....	12	24	0.8	-0.2	0.3	-0.3	0.3	0.3
Commercial furniture and fixtures, n.e.c.....	12	2401	0.8	-0.2	0.3	-0.3	0.3	0.3
Bar, bowling center, cafeteria, and restaurant furniture.....	12	240104	-2.5	0.0	0.0	0.0	0.0	0.0
Other commercial and institutional furniture and fixtures, n.e.c.....	12	240108	2.4	-0.3	0.5	-0.5	0.4	0.5
Floor coverings.....	12	3	-2.3	-0.4	0.9	-0.1	-1.2	0.0
Carpets and rugs.....	12	31	-2.9	-0.5	1.0	-0.1	-1.4	0.0
Carpet and rugs.....	12	3101	-2.9	-0.5	1.0	-0.1	-1.4	0.0
Carpet and rugs.....	12	310101	-2.9	-0.5	1.0	-0.1	-1.4	0.0
Resilient floor coverings.....	12	32	1.2	0.0	0.0	0.0	0.0	0.0
Resilient floor coverings.....	12	3201	1.2	0.0	0.0	0.0	0.0	0.0
Resilient floor coverings.....	12	320170	1.2	0.0	0.0	0.0	0.0	0.0
Household appliances.....	12	4	-0.8	-0.1	-0.4	0.0	1.4	-1.8
Major appliances.....	12	41	-1.0	-0.1	-0.4	0.0	1.6	-2.1
Household cooking appliances.....	12	4101	-3.4	0.1	-1.0	-0.1	2.4	-4.5
Electric household ranges, ovens (including microwave), surface cooking units, and equipment.....	12	410105	-3.3	0.9	-3.5	1.1	0.2	-2.7
Gas household ranges, ovens, surface cooking units and equipment.....	12	410139	-2.3	1.0	-1.5	0.2	0.7	-3.2
Other household ranges and cooking equipment, including outdoor equipment.....	12	410169	-4.4	-1.6	2.1	-1.8	6.4	-7.6
Household refrigeration equipment.....	12	4103	0.5	-0.2	0.1	0.1	0.5	-0.1
Household refrigerators, including refrigerator-freezer combinations.....	12	410329	0.5	-0.2	0.1	0.0	0.7	-0.1
Other major household appliances including room air-conditioners.....	12	4104	1.1	0.5	0.2	-0.2	2.6	-2.6
Room air-conditioners.....	12	410445	1.2	0.0	0.0	-0.7	0.0	0.0
Household vacuum cleaners, including parts and attachments.....	12	43	1.9	0.2	-0.8	-0.2	0.0	0.0

See footnotes at end of table.

Table 7. Producer price index percentage changes for commodity and service groupings and individual items, not seasonally adjusted — Continued
[September 2024]

Title	Commodity code		Unadjusted 12-month percent change ¹	Unadjusted 1-month percent change ¹				
	Group code	Item code		Sept. 2023 to Sept. 2024 ^P	Apr. to May	May to June ^P	June to July ^P	July to Aug. ^P
Household vacuum cleaners and other floor care machines (including parts and attachments).....	12	4301	1.9	0.2	-0.8	-0.2	0.0	0.0
Household vacuum cleaners and other floor care machines (including parts and attachments).....	12	430114	1.9	0.2	-0.8	-0.2	0.0	0.0
Electric housewares and fans.....	12	44	-0.3	0.0	0.0	0.0	0.0	0.2
Parts and attachments for small electric household appliances, including fan parts.....	12	4403	1.6	0.0	0.0	0.0	0.0	0.0
Parts and attachments for small electric household appliances, including fan parts.....	12	440311	1.6	0.0	0.0	0.0	0.0	0.0
Small electric household appliances, including fans.....	12	4404	-0.4	0.0	0.0	0.0	0.0	0.2
Small electric household appliances, including fans.....	12	440401	-0.4	0.0	0.0	0.0	0.0	0.2
Portable residential lighting fixtures, including parts and accessories.....	12	45	0.0	0.0	0.0	0.0	0.0	0.0
Portable residential lighting fixtures, including parts and accessories.....	12	4501	0.0	0.0	0.0	0.0	0.0	0.0
Portable residential lighting fixtures, including parts and accessories.....	12	450135	0.0	0.0	0.0	0.0	0.0	0.0
Home electronic equipment.....	12	5	1.6	-0.4	0.0	0.0	0.0	0.0
Speakers and commercial sound equipment.....	12	57	3.5	-0.9	0.0	0.0	0.0	0.0
Speakers and commercial sound equipment.....	12	5707	3.5	-0.9	0.0	0.0	0.0	0.0
Speakers and commercial sound equipment.....	12	570708	3.5	-0.9	0.0	0.0	0.0	0.0
Other home electronic equipment.....	12	58	0.0	0.0	0.0	0.0	0.0	0.0
Other home electronic equipment, including television receivers and automotive A/V equipment.....	12	5803	0.0	0.0	0.0	0.0	0.0	0.0
All other consumer audio and video equipment, excluding TV receivers and automotive A/V equip.....	12	580301	0.0	0.0	0.0	0.0	0.0	0.0
Other household durable goods.....	12	6	1.1	0.8	0.0	0.1	-0.1	-0.2
Vitreous china, fine earthenware, and other pottery products.....	12	61	0.1	0.0	0.0	0.1	0.1	0.0
Vitreous china, porcelain, and earthenware table and kitchenware and other pottery products.....	12	6101	0.1	0.0	0.0	0.1	0.1	0.0
Vitreous china, porcelain, and earthenware (semivitreous) table and kitchenware.....	12	610104	0.5	0.0	0.0	0.5	0.0	0.0
All other pottery products (including china decorated for the trade).....	12	610105	0.1	0.0	0.0	0.0	0.1	0.0
Mirrors (decorated and undecorated).....	12	65	-1.2	2.1	-0.1	0.5	0.5	-1.4
Mirrors (decorated and undecorated), made from purchased glass.....	12	6501	-1.2	2.1	-0.1	0.5	0.5	-1.4
Mirrors (decorated and undecorated), made from purchased glass.....	12	650104	-1.2	2.1	-0.1	0.5	0.5	-1.4
Lawn/garden equipment.....	12	66	1.8	0.1	0.0	-0.2	0.0	0.1
Parts and attachments for consumer lawn, garden, and snow equipment.....	12	6605	0.9	0.0	0.0	-0.1	-0.1	0.0
Parts and attachments for consumer lawn, garden, and snow equipment.....	12	660503	0.9	0.0	0.0	-0.1	-0.1	0.0
Consumer lawn, garden, and snow equipment.....	12	6607	1.9	0.1	0.0	-0.2	0.0	0.1
Consumer lawn, garden, and snow equipment.....	12	660701	1.9	0.1	0.0	-0.2	0.0	0.1
Consumer riding lawn, garden, and snow equipment.....	12	6607011	0.8	0.0	0.0	0.0	0.0	0.0
Consumer nonriding lawn, garden, and snow equipment.....	12	6607012	3.1	0.3	0.0	-0.4	0.0	0.2
Cutlery, flatware (except precious), razors and razor blades.....	12	67	0.5	0.0	0.3	0.7	-1.8	0.0
Cutlery, flatware (except precious), razors and razor blades.....	12	6701	0.5	0.0	0.3	0.7	-1.8	0.0
Cutlery, scissors, shears, trimmers, and snips.....	12	670141	-	0.0	0.8	-	-	-
Metal kitchen utensil, pots, and pans.....	12	68	1.1	0.0	0.0	0.0	0.0	0.0
Metal kitchen utensil, pots, and pans.....	12	6801	1.1	0.0	0.0	0.0	0.0	0.0
Stamped and spun kitchen utensils, aluminum.....	12	680101	0.0	0.0	0.0	0.0	0.0	0.0
Window shades, blinds, and accessories.....	12	69	2.2	2.1	0.0	0.0	0.0	0.0
Window shades, blinds, and accessories.....	12	6901	2.2	2.1	0.0	0.0	0.0	0.0
Window shades and window shade accessories and rollers.....	12	690101	2.4	2.4	0.0	0.0	0.0	0.0
Other shades and blinds, including curtain and drapery fixtures, poles, & rods.....	12	690103	2.2	1.7	0.0	0.0	0.0	0.0
Nonmetallic mineral products.....	13	-	4.0	0.3	0.0	0.4	0.2	0.2
Glass.....	13	1	2.8	0.2	-0.5	0.3	0.3	0.8
Flat glass.....	13	11	3.1	0.3	-0.5	0.4	0.3	1.0
Specialty glass.....	13	1107	1.9	0.1	-0.5	0.3	0.0	0.5
Specialty glass.....	13	110703	1.9	0.1	-0.5	0.3	0.0	0.5
Other glass products, made by flat glass producers.....	13	1107034	3.2	0.0	0.0	1.9	0.0	0.0
Flat glass (float, sheet, and plate process).....	13	1108	7.3	0.8	-0.8	1.0	1.2	2.9
Flat glass (float, sheet, and plate process).....	13	110811	7.3	0.8	-0.8	1.0	1.2	2.9
Other finished glassware.....	13	13	2.0	0.0	-0.3	0.0	0.3	0.2
Pressed and blown glassware.....	13	1301	2.0	0.0	-0.3	0.0	0.3	0.2

See footnotes at end of table.

Table 7. Producer price index percentage changes for commodity and service groupings and individual items, not seasonally adjusted — Continued
 [September 2024]

Title	Commodity code		Unadjusted 12-month percent change ¹	Unadjusted 1-month percent change ¹				
	Group code	Item code		Sept. 2023 to Sept. 2024 ^P	Apr. to May	May to June ^P	June to July ^P	July to Aug. ^P
Machine-made pressed & blown table, kitchen, art, & novelty glassware.....	13	130116	0.6	0.0	0.0	0.0	0.0	0.0
All other machine-made pressed and blown glassware.....	13	130117	2.8	0.1	-0.7	-0.1	0.7	0.4
Handmade pressed and blown glassware.....	13	130118	5.0	0.0	0.0	-0.1	0.0	0.0
Concrete ingredients and related products.....	13	2	6.9	0.2	0.0	0.6	0.7	-0.1
Construction sand, gravel, and crushed stone.....	13	21	7.5	0.2	0.1	0.7	1.0	-0.1
Construction sand, gravel and crushed stone.....	13	2101	7.5	0.2	0.1	0.7	1.0	-0.1
Construction sand and gravel (run of pit/bank, washed, screened, etc.)..	13	210120	6.7	1.0	-0.3	0.7	0.1	-0.2
Construction sand and gravel, Northeast.....	13	2101201	4.9	-0.2	0.0	0.0	0.0	0.0
Construction sand and gravel, Midwest.....	13	2101202	8.3	1.2	-0.2	0.0	-0.4	-0.6
Construction sand and gravel, West.....	13	2101204	9.9	1.8	-0.5	1.9	0.4	0.0
Crushed and broken stone.....	13	210121	7.9	-0.2	0.3	0.7	1.4	0.0
Crushed and broken limestone.....	13	2101212	8.3	0.1	0.0	0.3	1.5	0.0
Crushed and broken granite.....	13	2101213	5.5	-1.3	1.5	0.6	2.2	0.0
Bituminous limestone, sandstone, & other crushed & broken stone. ...	13	2101219	8.8	0.0	0.0	2.5	0.0	0.0
Cement, hydraulic.....	13	22	5.3	0.3	-0.2	0.1	0.0	0.0
Cement, hydraulic.....	13	2201	5.3	0.3	-0.2	0.1	0.0	0.0
Cement, hydraulic.....	13	220161	5.3	0.3	-0.2	0.1	0.0	0.0
Concrete products.....	13	3	4.1	0.0	-0.2	0.3	0.6	0.3
Concrete block and brick.....	13	31	6.8	0.0	0.8	0.0	0.1	0.0
Structural concrete block.....	13	3111	9.8	0.0	2.0	0.0	0.3	0.0
Structural concrete block.....	13	311135	9.8	0.0	2.0	0.0	0.3	0.0
Structural concrete block, lightweight units (weighing less than 105 lb/cubic ft.) (dry weight).....	13	3111351	5.4	0.0	0.3	0.0	0.7	0.0
Structural concrete block, mediumweight units (weighing 105 - 124 lb/cubic ft.) (dry weight).....	13	3111352	7.3	0.1	0.4	0.0	0.0	0.0
Structural concrete block, normalweight units (weighing 125 lb or more/cubic ft.) (dry weight).....	13	3111353	15.5	0.0	4.2	0.0	0.0	0.0
Decorative concrete block.....	13	3121	6.1	0.0	1.1	0.1	0.0	-0.2
Decorative concrete block (including screen, split, slump, shadowal block, etc.).....	13	312101	6.1	0.0	1.1	0.1	0.0	-0.2
Concrete brick.....	13	3131	6.3	0.1	0.0	0.0	0.0	0.0
Concrete brick.....	13	313101	6.3	0.1	0.0	0.0	0.0	0.0
Concrete pavers.....	13	3141	5.0	0.0	0.0	0.0	0.0	0.0
Concrete pavers (including grid, interlocking, etc.).....	13	314101	5.0	0.0	0.0	0.0	0.0	0.0
Concrete pipe.....	13	32	4.4	0.2	0.2	0.0	0.0	0.0
Concrete pipe.....	13	3201	4.4	0.2	0.2	0.0	0.0	0.0
Concrete pipe.....	13	320108	4.4	0.2	0.2	0.0	0.0	0.0
Concrete storm sewer pipe.....	13	3201082	1.7	0.2	0.2	0.0	0.0	0.0
Concrete pipe, except concrete culvert and storm sewer pipe.....	13	3201083	8.4	0.0	0.0	0.0	0.0	0.0
Ready-mix concrete.....	13	33	4.5	0.2	-0.6	0.4	0.9	0.3
Ready-mix concrete.....	13	3301	4.5	0.2	-0.6	0.4	0.9	0.3
Ready-mix concrete.....	13	330101	4.5	0.2	-0.6	0.4	0.9	0.3
Northeast region ready-mix concrete.....	13	330101A	1.9	0.0	-3.9	1.8	1.4	0.0
Midwest region ready-mix concrete.....	13	330101B	5.1	0.1	-1.4	-0.6	1.6	0.0
South region ready-mix concrete.....	13	330101C	6.4	-0.3	0.8	0.7	0.9	1.0
West region ready-mix concrete.....	13	330101D	1.8	1.2	-0.6	0.4	0.0	-0.4
Precast concrete products.....	13	34	2.3	-0.3	0.2	0.0	0.2	0.4
Precast concrete products.....	13	3401	2.3	-0.3	0.2	0.0	0.2	0.4
Precast concrete products.....	13	340106	2.3	-0.3	0.2	0.0	0.2	0.4
Precast concrete slabs and tile, roof and floor units.....	13	3401061	3.9	-0.3	0.2	3.2	0.4	0.0
Precast concrete architectural wall panels.....	13	3401062	0.7	-3.0	0.0	0.0	0.0	2.6
Burial vaults and boxes, precast concrete.....	13	3401063	4.2	0.0	0.0	0.0	0.0	0.0
Precast concrete products (excl burial vaults and boxes, slabs and tile, and arch. wall panels).....	13	3401064	2.3	0.2	0.3	-0.3	0.2	0.1
Prestressed concrete products.....	13	35	2.0	-1.2	-0.4	0.1	0.1	0.0
Prestressed concrete products.....	13	3501	2.0	-1.2	-0.4	0.1	0.1	0.0
Prestressed concrete products.....	13	350107	2.0	-1.2	-0.4	0.1	0.1	0.0
Prestressed concrete bridge beams and solid and hollow cored slabs and panels.....	13	3501071	-2.6	-1.3	-0.8	0.2	0.1	0.1
Prestressed concrete bridge beams.....	13	35010711	-1.3	-0.1	-0.8	0.3	0.2	0.1
Prestressed concrete solid and hollow cored slabs and panels.....	13	35010712	-5.8	-4.3	-0.8	0.0	0.0	0.0
Prestressed concrete products (excl bridge beams and solid and hollow cored slabs and panels).....	13	3501072	7.2	-1.1	0.0	0.0	0.0	0.0

See footnotes at end of table.

Table 7. Producer price index percentage changes for commodity and service groupings and individual items, not seasonally adjusted — Continued
[September 2024]

Title	Commodity code		Unadjusted 12-month percent change ¹	Unadjusted 1-month percent change ¹				
	Group code	Item code		Sept. 2023 to Sept. 2024 ^P	Apr. to May	May to June ^P	June to July ^P	July to Aug. ^P
Clay construction products ex. refractories.....	13	4	2.4	0.3	0.0	-0.1	0.7	-0.2
Brick and structural clay tile.....	13	42	4.8	0.3	0.3	0.1	0.0	0.0
Building or common brick.....	13	4201	4.7	0.3	0.3	0.1	0.0	0.0
Building or common brick.....	13	420101	4.7	0.3	0.3	0.1	0.0	0.0
Glazed brick and other brick (paving, floor, and sewer).....	13	4202	6.4	0.0	0.0	0.0	0.6	0.0
Glazed brick and other brick (paving, floor, and sewer).....	13	420201	6.4	0.0	0.0	0.0	0.6	0.0
Clay floor and wall tile, glazed and unglazed.....	13	44	-0.5	0.4	-0.4	-0.3	1.5	-0.6
Clay floor and wall tile, glazed and unglazed (including quarry tile and ceramic mosaic tile).....	13	4401	-0.5	0.4	-0.4	-0.3	1.5	-0.6
Clay floor and wall tile, glazed and unglazed (including quarry tile and ceramic mosaic tile).....	13	440131	-0.5	0.4	-0.4	-0.3	1.5	-0.6
Structural clay products, n.e.c.....	13	45	5.8	0.0	0.0	0.0	0.0	0.6
Structural clay products, n.e.c.....	13	4501	5.8	0.0	0.0	0.0	0.0	0.6
All other structural clay products, excluding clay refractories.....	13	450199	6.4	0.0	0.0	0.0	0.0	0.7
Refractories.....	13	5	1.1	-0.1	0.6	-0.1	-0.1	-0.3
Clay refractories.....	13	52	2.0	0.0	0.7	0.0	0.0	0.0
Clay refractories.....	13	5201	2.0	0.0	0.7	0.0	0.0	0.0
Clay refractories.....	13	520181	2.0	0.0	0.7	0.0	0.0	0.0
Nonclay refractories.....	13	53	-1.2	-0.2	0.4	-0.4	-0.4	-1.1
Nonclay refractories (excluding dead-burned magnesia).....	13	5301	-1.2	-0.2	0.4	-0.4	-0.4	-1.1
Nonclay refractories (excluding dead-burned magnesia).....	13	530112	-1.2	-0.2	0.4	-0.4	-0.4	-1.1
Asphalt felts and coatings.....	13	6	0.7	2.3	-0.4	0.3	-1.0	0.8
Prepared asphalt and tar roofing and siding products.....	13	61	1.3	2.7	-0.7	0.4	-1.2	0.9
Prepared asphalt and tar roofing and siding products.....	13	6101	1.3	2.7	-0.7	0.4	-1.2	0.9
Prepared asphalt and tar roofing and siding products.....	13	610131	1.3	2.7	-0.7	0.4	-1.2	0.9
Asphalt smooth-surfaced roll roofing and cap sheets, organic and fiberglass base.....	13	6101311	-0.2	-0.6	0.4	0.0	0.0	0.0
Asphalt mineral-surfaced roll roofing and cap sheets, organic and fiberglass base.....	13	6101312	0.2	0.4	0.1	0.2	-0.7	0.4
Other prepared asphalt and tar products for roofing and siding.....	13	6101317	0.1	0.0	0.2	0.6	-0.9	1.0
Roofing asphalts, pitches, coatings, and cement.....	13	62	-2.1	0.0	1.0	0.0	0.0	0.0
Roofing asphalts, pitches, coatings, and cement.....	13	6201	-2.1	0.0	1.0	0.0	0.0	0.0
Roofing asphalts, pitches, coatings, and cement.....	13	620121	-2.1	0.0	1.0	0.0	0.0	0.0
Gypsum products.....	13	7	4.7	1.8	0.0	0.1	0.0	0.0
Gypsum products.....	13	71	4.7	1.8	0.0	0.1	0.0	0.0
Gypsum products.....	13	7101	4.7	1.8	0.0	0.1	0.0	0.0
Gypsum building materials.....	13	710102	5.1	1.6	0.0	0.1	0.0	0.0
Other gypsum products.....	13	710116	2.6	2.6	0.0	0.0	0.0	0.0
Glass containers.....	13	8	6.6	0.2	0.1	3.8	-0.2	0.0
Glass containers.....	13	81	6.6	0.2	0.1	3.8	-0.2	0.0
Glass containers (including value of packaging).....	13	8101	6.6	0.2	0.1	3.8	-0.2	0.0
Glass containers (including value of packaging).....	13	810104	6.6	0.2	0.1	3.8	-0.2	0.0
Other nonmetallic minerals.....	13	9	3.3	0.0	0.4	0.3	-0.1	-0.1
Insulation materials.....	13	92	7.2	0.6	1.6	0.0	0.1	0.6
Mineral wool for thermal and acoustical envelope insulation.....	13	9201	8.0	0.8	2.9	-0.2	-0.1	1.2
Mineral wool for thermal and acoustical envelope insulation.....	13	920105	8.0	0.8	2.9	-0.2	-0.1	1.2
Mineral wool for industrial, equipment, and appliance insulation.....	13	9202	6.1	0.3	-0.3	0.4	0.3	-0.1
Mineral wool for industrial, equipment, and appliance insulation.....	13	920201	6.1	0.3	-0.3	0.4	0.3	-0.1
Paving mixtures and blocks.....	13	94	2.6	-1.1	0.6	0.8	-0.1	-0.7
Paving mixtures and blocks.....	13	9401	2.6	-1.1	0.6	0.8	-0.1	-0.7
Paving mixtures and blocks.....	13	940113	2.6	-1.1	0.6	0.8	-0.1	-0.7
Emulsified asphalt, including liquid additives.....	13	940113A	2.6	0.5	0.8	0.7	0.4	-1.5
Other liquid asphalt and tar paving materials, including cut-backs.....	13	940113B	-0.2	-2.7	1.5	0.2	0.0	-1.3
Asphalt and tar paving mixtures (excluding liquid).....	13	940113C	3.3	-3.2	0.3	1.1	-0.7	0.5
Cut stone and stone products.....	13	95	2.6	0.0	0.0	0.0	0.0	0.0
Cut stone and stone products.....	13	9501	2.6	0.0	0.0	0.0	0.0	0.0
Dressed dimension granite (including gneiss, syenite, diorite, and cut granite).....	13	950111	3.6	0.0	0.0	0.0	0.0	0.0
Dressed dimension limestone (including dolomite, travertine, calcareous, tufa, & cut limestone).....	13	950121	5.4	0.0	0.0	0.0	0.0	0.0
Dressed dimension marble and other stone.....	13	950151	0.5	0.0	0.0	0.0	0.0	0.0

See footnotes at end of table.

Table 7. Producer price index percentage changes for commodity and service groupings and individual items, not seasonally adjusted — Continued
 [September 2024]

Title	Commodity code		Unadjusted 12-month percent change ¹	Unadjusted 1-month percent change ¹				
	Group code	Item code	Sept. 2023 to Sept. 2024 ^P	Apr. to May	May to June ^P	June to July ^P	July to Aug. ^P	Aug. to Sept. ^P
Gaskets, packing, and sealing devices.....	13	98	3.6	1.3	0.0	0.3	0.2	0.2
Gaskets and gasketing material.....	13	9801	4.1	2.3	0.0	0.4	0.3	0.0
Nonmetallic gaskets and gasketing.....	13	980111	3.0	0.0	0.0	0.8	0.5	0.0
Metallic gaskets and machined seals.....	13	980112	5.4	5.1	0.0	0.0	0.0	0.0
Packing and sealing.....	13	9802	2.9	0.0	0.0	0.1	0.0	0.6
Molded packing and sealing devices.....	13	980212	2.3	0.0	0.0	0.1	0.0	1.3
Rotary oil seals.....	13	980214	3.5	0.0	0.0	0.0	0.0	0.0
Nonmetallic minerals and products, n.e.c.....	13	99	2.2	0.5	-0.3	-0.1	-0.3	0.1
Clay and stone mining and quarrying.....	13	9902	0.9	-0.3	-0.6	-0.1	-0.4	0.2
Ground or treated minerals and earths.....	13	990209	0.2	0.4	-0.5	-0.6	-0.6	0.3
Treated lightweight aggregate and crushed slag, minerals and earths.....	13	9902094	2.1	0.6	-0.5	0.3	-0.5	0.5
Treated clays, artificially activated with acid or other materials.....	13	9902095	-	-	0.0	0.0	0.0	0.0
Other minerals and earths, treated.....	13	9902096	-2.9	0.0	-0.7	-1.7	-0.9	0.1
Dimension stone mining and quarrying.....	13	990211	7.2	0.0	0.0	0.0	0.0	0.0
Clay, excluding kaolin and ball clay.....	13	990214	3.8	-0.4	-0.5	1.5	-0.1	-0.1
Bentonite.....	13	990214C	3.5	0.8	0.2	0.9	0.0	0.0
All other nonmetallic minerals, including talc and gypsum.....	13	990299	-3.3	-3.6	-1.2	0.2	-0.5	0.0
All other nonmetallic mineral products.....	13	9903	4.1	1.6	0.0	0.0	0.0	0.0
Dry-mixed concrete materials (prepackaged sand, gravel, mortar, and cement premixes).....	13	990312	-	-	0.0	0.0	0.0	0.0
Other nonmetallic mineral products.....	13	990319	2.4	2.4	0.0	0.0	0.0	0.0
Transportation equipment.....	14	-	1.4	0.0	0.1	0.2	0.1	0.1
Motor vehicles and equipment.....	14	1	0.9	-0.1	0.0	0.2	0.0	0.1
Motor vehicles.....	14	11	0.9	-0.2	-0.1	0.1	0.0	0.2
Passenger cars and chassis.....	14	1101	-1.1	0.0	0.0	0.0	0.0	0.0
Passenger cars and chassis.....	14	110131	-1.1	0.0	0.0	0.0	0.0	0.0
Motorcycles, including three-wheel motorbikes, motorscooters, mopeds, and parts.....	14	1104	3.1	0.0	0.0	0.2	0.0	0.8
Motorcycles, including three-wheel motorbikes, motorscooters, mopeds, and parts.....	14	110401	3.1	0.0	0.0	0.2	0.0	0.8
Trucks, truck tractors, & bus chassis 14,000 lb or less, incl. minivans & suvs.....	14	1105	1.2	-0.3	-0.1	0.1	0.0	0.0
Trucks, truck tractors, & bus chassis 14,000 lb or less, incl. minivans & suvs.....	14	110571	1.2	-0.3	-0.1	0.1	0.0	0.0
Trucks, over 14,000 lbs GVW.....	14	1106	1.8	-0.2	0.0	0.0	0.0	1.3
Trucks, over 14,000 lbs GVW.....	14	110684	1.8	-0.2	0.0	0.0	0.0	1.3
Truck, truck tractors, and bus chassis (chassis of own manufacture) 14,001 to 33,000 lbs.....	14	1106841	1.7	0.1	0.0	0.0	0.0	1.1
Buses, including military and firefighting vehicles (chassis of own manufacture).....	14	1106843	4.0	0.1	0.0	0.0	0.0	2.8
Motor vehicles parts.....	14	12	0.9	0.0	0.1	0.2	0.1	0.0
Motor vehicles parts.....	14	1205	0.9	0.0	0.1	0.2	0.1	0.0
Gasoline engines and engine parts, excl. carburetors, pistons, and valves.....	14	120501	-0.9	0.0	0.0	-0.2	0.1	0.0
Motor vehicle steering and suspension parts.....	14	120502	0.4	-0.4	0.0	0.6	0.0	0.0
Motor vehicle transmission and power train.....	14	120503	1.4	0.0	0.2	0.2	-0.1	-0.1
Motor vehicle drive train components, except wheels and brakes, new.....	14	1205031	1.2	0.0	0.2	0.2	-0.1	-0.1
Motor vehicle transmissions except auxiliary and parts, new.....	14	12050310	2.0	0.0	0.6	-0.5	0.0	0.0
Parts for manual and automatic transmissions, new.....	14	12050313	-0.7	0.0	0.0	0.0	0.0	0.0
Other motor vehicle drive train components, except wheels and brakes, new.....	14	12050315	0.9	-0.2	0.0	-0.1	-0.2	-0.2
Motor vehicle drive train components, rebuilt.....	14	1205033	4.9	0.0	0.0	1.0	0.0	0.0
Motor vehicle brake systems.....	14	120504	0.4	0.4	0.1	-0.7	-0.2	0.0
Motor vehicle brake parts and assemblies, new.....	14	1205041	0.6	0.5	0.1	-0.8	-0.2	0.0
Motor vehicle drum brake assemblies and parts, new.....	14	1205041A	-	0.6	0.1	-	-	-
Other motor vehicle brake parts and assemblies, new.....	14	1205041B	1.7	0.8	0.1	-0.3	-0.5	0.0
Motor vehicle disc brake assemblies and parts, new.....	14	1205041C	0.4	0.0	0.0	-1.1	0.0	0.0
Filters for internal combustion engines and motor vehicles.....	14	120505	-	0.3	-	-	-	-
Other motor vehicle parts.....	14	120508	1.4	0.1	0.0	0.7	0.0	0.0
Vehicle seating and interior trim.....	14	120511	0.3	-0.6	0.1	0.2	-0.1	0.1
Automobile trimmings.....	14	1205111	0.6	-1.3	0.0	0.4	0.0	0.0
Seats for public conveyance and aircraft.....	14	1205113	1.1	0.1	0.2	0.0	-0.4	0.2
Carburetors, pistons, piston rings, and valves.....	14	120513	5.1	0.0	1.8	0.0	0.0	0.0
Motor vehicle electrical and electronic equipment.....	14	120514	1.5	0.0	0.0	0.0	0.2	0.0
Vehicular lighting equipment.....	14	1205141	2.9	0.0	0.1	-0.2	0.9	0.0

See footnotes at end of table.

Table 7. Producer price index percentage changes for commodity and service groupings and individual items, not seasonally adjusted — Continued
 [September 2024]

Title	Commodity code		Unadjusted 12-month percent change ¹	Unadjusted 1-month percent change ¹				
	Group code	Item code		Sept. 2023 to Sept. 2024 ^P	Apr. to May	May to June ^P	June to July ^P	July to Aug. ^P
Other motor vehicle electrical and electronic equipment.....	14	1205142	1.1	0.0	0.0	0.0	0.0	0.0
Battery charging alternators, generators, and regulators.....	14	12051422	1.9	0.0	0.3	0.5	-0.1	0.0
Parts for electrical and electronic engine equipment.....	14	12051424	6.2	0.0	0.0	0.0	0.0	0.0
All other miscellaneous non-engine electrical and electronic equipment.....	14	12051425	0.0	0.0	0.0	0.0	0.0	0.0
All other miscellaneous complete engine electrical equipment, including spark plugs.....	14	12051426	3.1	0.0	0.0	0.0	0.0	0.0
Truck and bus bodies.....	14	13	3.6	-0.3	0.0	1.0	0.0	0.0
Truck and bus bodies sold separately.....	14	1301	4.4	-0.4	0.0	1.3	0.0	0.0
Other truck and vehicle bodies, sold separately.....	14	13015	4.3	-0.6	0.0	1.8	0.0	0.0
Dump truck bodies, sold separately.....	14	130151	6.9	0.0	0.1	0.0	0.0	0.0
All other truck and vehicle bodies, sold separately.....	14	130152	3.6	-0.9	0.0	2.3	0.0	0.0
Service truck bodies, sold separately.....	14	130153	3.3	-0.1	0.0	3.4	0.0	0.0
Complete vehicles on purchased chassis.....	14	1302	1.6	0.1	0.1	0.3	0.1	0.1
Buses and firefighting vehicles, complete, produced on purchased chassis.....	14	13027	1.2	0.2	0.2	0.0	0.2	0.2
Buses and firefighting vehicles, complete, produced on purchased chassis.....	14	130275	1.2	0.2	0.2	0.0	0.2	0.2
Other trucks and vehicles, complete, produced on purchased chassis, except upfitting trucks.....	14	130294	4.2	0.2	0.1	1.0	0.1	0.3
Truck trailers.....	14	14	-0.4	0.0	-0.1	0.4	-0.2	0.0
Truck trailers.....	14	1406	-0.4	0.0	-0.1	0.4	-0.2	0.0
Truck trailers and chassis, axle rating 10,000 lb or more.....	14	140602	-0.5	-0.1	-0.1	0.4	-0.2	0.1
Truck trailers and chassis, axle rating less than 10,000 lb.....	14	140603	0.8	0.0	0.0	0.0	0.0	0.0
Motor homes, built on purchased chassis.....	14	15	0.3	0.0	0.0	0.0	0.0	0.0
Motor homes, built on purchased chassis.....	14	1501	0.3	0.0	0.0	0.0	0.0	0.0
Motor homes, built on purchased chassis.....	14	150101	0.3	0.0	0.0	0.0	0.0	0.0
Travel trailers and campers.....	14	16	-0.4	-0.1	0.1	-0.2	0.0	-0.1
Travel trailers.....	14	1601	-0.5	-0.2	0.1	-0.2	0.0	-0.1
Travel trailers.....	14	160101	-0.5	-0.2	0.1	-0.2	0.0	-0.1
Conventional travel trailers.....	14	1601016	-0.9	-0.1	0.1	-0.5	0.0	-0.1
Camping trailers, campers, pick-up covers, and parts.....	14	1602	0.0	0.0	0.0	0.0	0.0	0.0
Camping trailers, campers, pick-up covers, and parts.....	14	160201	0.0	0.0	0.0	0.0	0.0	0.0
Other parts and components, excluding appliances and furnishings.....	14	1602013	0.0	0.0	0.0	0.0	0.0	0.0
Truck campers, caps, box covers, and fold-down camping trailers.....	14	1602014	0.0	0.0	0.0	0.0	0.0	0.0
Aircraft and aircraft equipment.....	14	2	2.6	0.1	0.2	0.2	0.2	0.0
Aircraft.....	14	21	2.2	0.2	0.1	0.2	0.2	0.0
Civilian aircraft.....	14	2102	2.7	0.3	0.1	0.2	0.3	0.0
Civilian aircraft.....	14	210206	2.7	0.3	0.1	0.2	0.3	0.0
Military aircraft.....	14	2104	-	0.0	-	-	-	-
Military aircraft.....	14	210401	-	0.0	-	-	-	-
Aircraft engine and engine parts.....	14	23	4.1	0.2	0.2	0.2	0.2	0.1
Aircraft engine and engine parts.....	14	2301	4.1	0.2	0.2	0.2	0.2	0.1
Aircraft engine and engine parts.....	14	230101	4.1	0.2	0.2	0.2	0.2	0.1
Aeronautical services on aircraft engines.....	14	2301015	14.7	0.0	0.0	0.0	1.1	0.0
Aircraft engine parts and accessories.....	14	2301017	4.0	0.4	0.2	0.2	0.2	0.0
Parts and accessories for military aircraft engines.....	14	23010175	3.1	1.1	0.0	0.3	0.5	0.1
Parts and accessories for civilian aircraft engines.....	14	23010177	4.4	0.0	0.3	0.2	0.0	-0.1
Other aircraft parts and equipment.....	14	25	2.9	0.0	0.3	0.3	0.2	0.0
Other aircraft parts and equipment.....	14	2501	2.9	0.0	0.3	0.3	0.2	0.0
Aircraft propellers and helicopter rotors.....	14	250102	1.3	0.0	0.0	0.1	0.0	0.1
Aircraft parts and auxiliary equipment.....	14	250103	3.0	0.0	0.3	0.3	0.2	0.0
Aircraft landing gear for civilian and military aircraft.....	14	2501032	5.2	0.0	0.0	0.0	0.0	0.0
Other aircraft subassemblies and parts for military aircraft.....	14	2501033	2.3	0.0	0.1	0.1	0.0	0.0
Other aircraft subassemblies and parts for civilian aircraft.....	14	2501034	2.8	0.0	0.4	0.1	0.2	0.0
Ships and boats.....	14	3	2.3	0.2	0.2	0.8	-0.1	0.2
Ships.....	14	31	2.1	0.2	0.2	0.5	0.0	0.3
Military self-propelled ships, new construction.....	14	3102	1.3	0.2	0.1	0.1	0.0	0.1
Military self-propelled ships, new construction.....	14	310201	1.3	0.2	0.1	0.1	0.0	0.1
Nonmilitary self-propelled ships, new construction.....	14	3103	8.2	0.0	0.7	2.3	0.0	1.3
Nonmilitary self-propelled ships, new construction.....	14	310301	8.2	0.0	0.7	2.3	0.0	1.3
Boats.....	14	32	2.6	0.2	0.3	1.2	-0.2	0.1

See footnotes at end of table.

Table 7. Producer price index percentage changes for commodity and service groupings and individual items, not seasonally adjusted — Continued
[September 2024]

Title	Commodity code		Unadjusted 12-month percent change ¹	Unadjusted 1-month percent change ¹				
	Group code	Item code		Sept. 2023 to Sept. 2024 ^P	Apr. to May	May to June ^P	June to July ^P	July to Aug. ^P
Outboard motorboats, including commercial and military (except sailboats and lifeboats).....	14	3201	2.6	0.2	0.2	1.4	-0.3	0.2
Outboard motorboats, wood or metal, incl. comm. and military (exc. sailboats and lifeboats).....	14	320107	-0.9	0.1	0.1	0.3	-2.0	0.4
Outboard motorboats, plastics/fiberglass, incl. comm. and mil. (exc. sailboats and lifeboats).....	14	320108	4.5	0.3	0.2	1.9	0.7	0.0
Inboard motorboats, including commercial and military (except sailboats and lifeboats).....	14	3202	4.2	0.0	0.0	2.4	0.0	0.0
Inboard cabin cruisers, including commercial and military (except sailboats and lifeboats).....	14	320206	4.6	0.0	0.0	1.8	0.0	0.0
Other inboard motorboats, including commercial and military (except sailboats and lifeboats).....	14	320207	3.3	0.0	0.0	3.9	0.0	0.0
Inboard-outdrive boats, including commercial and military (except sailboats and lifeboats).....	14	3203	1.6	0.1	1.7	0.0	0.0	0.3
All other inboard-outdrive boats, incl. comm. and military (except sailboats and lifeboats).....	14	320310	1.2	0.1	1.3	0.0	0.0	0.3
All other boats (excluding military and commercial).....	14	3204	2.1	0.0	0.0	0.0	0.0	0.0
All other boats (excluding military and commercial).....	14	320406	2.1	0.0	0.0	0.0	0.0	0.0
Railroad equipment.....	14	4	1.0	0.2	0.0	-1.1	0.4	0.9
Railroad cars and locomotives.....	14	44	0.4	0.3	0.0	-1.6	0.0	1.2
Railroad cars and locomotives.....	14	4401	0.4	0.3	0.0	-1.6	0.0	1.2
Railroad cars.....	14	440102	-2.0	0.7	0.0	-3.9	0.0	0.0
Railway maintenance of way equipment and parts.....	14	45	2.2	0.0	0.0	0.0	1.4	0.1
Railway maintenance of way equipment and parts.....	14	4501	2.2	0.0	0.0	0.0	1.4	0.1
Air brake and other brake equipment.....	14	450101	0.1	0.1	0.1	-0.2	0.3	0.5
Railway maintenance of way & all other railroad and streetcar equipment, parts and accessories.....	14	450102	3.1	-	-	-	1.8	0.0
Transportation equipment, n.e.c.....	14	9	-1.9	0.0	0.0	0.0	0.0	0.1
Transportation equipment, n.e.c.....	14	91	-1.9	0.0	0.0	0.0	0.0	0.1
Other transportation equipment, incl. golf carts, vehicle trailers, and all-terrain vehicles.....	14	9111	-1.9	0.0	0.0	0.0	0.0	0.1
Automobile and light truck trailers.....	14	911104	-3.2	0.0	0.1	0.0	0.0	0.0
All other miscellaneous transportation equipment, including all-terrain vehicles.....	14	911105	-1.5	0.0	-0.1	0.0	-0.1	0.1
All-terrain vehicles and parts.....	14	9111051	0.0	0.0	0.0	0.0	0.0	0.0
All other miscellaneous transportation equipment and parts.....	14	9111052	-2.3	0.0	-0.1	0.0	-0.1	0.1
Miscellaneous products.....	15	-	5.9	1.3	-0.2	0.3	0.7	0.3
Toys, sporting goods, small arms, etc.....	15	1	4.3	0.0	-0.1	0.3	0.0	0.0
Toys, games, and children's vehicles.....	15	11	0.6	0.0	0.0	0.0	0.4	0.0
Toys, games, and children's vehicles.....	15	1101	0.6	0.0	0.0	0.0	0.4	0.0
Nonelectronic games and puzzles (excl. toys), and electronic toys (incl. parts).....	15	110152	0.0	0.0	0.0	0.0	0.0	0.0
Nonelectronic games and puzzles, including parts.....	15	1101521	0.0	0.0	0.0	0.0	0.0	0.0
Other nonelectronic toys, including parts.....	15	110154	0.2	0.0	0.0	0.0	0.0	0.0
Models, science & craft kits/supply, & collectors' miniatures.....	15	110155	2.8	0.0	0.0	0.0	0.0	0.0
Sporting and athletic goods.....	15	12	5.6	0.1	-0.1	0.0	0.0	0.0
Sporting and athletic goods.....	15	1201	5.6	0.1	-0.1	0.0	0.0	0.0
Golf equipment, excluding apparel and shoes.....	15	120127	-	0.2	-0.3	-0.1	-0.1	-
Bicycles, adult tricycles, unicycles and parts.....	15	120182	3.2	0.3	0.1	0.1	0.0	0.0
Playground equipment.....	15	120185	3.7	0.0	0.0	0.0	0.0	0.0
Gymnasium and exercise equipment.....	15	120192	0.7	0.0	0.0	0.0	0.0	0.0
Other sporting and athletic goods.....	15	120193	2.3	0.0	0.0	0.0	0.0	0.0
Small arms and ammunition.....	15	13	2.7	0.0	0.0	0.9	0.1	0.0
Small arms.....	15	1301	0.1	0.0	0.0	0.0	0.0	0.0
Single barrel shotguns, other small firearms n.e.c., and parts & attachments for small arms.....	15	130128	0.4	0.0	0.0	0.0	0.0	0.0
Small arms ammunition.....	15	1302	7.3	0.0	0.0	2.5	0.3	0.0
Small arms cartridges and shells.....	15	130281	7.9	0.0	0.0	2.7	0.4	0.0
Other ammunition products.....	15	130282	-	0.0	0.0	1.7	0.0	-
Tobacco products, incl. stemmed & redried.....	15	2	11.7	3.1	0.0	0.1	2.1	0.4
Cigarettes, excluding electronic.....	15	21	12.7	3.3	0.0	0.0	2.3	0.5
Cigarettes, excluding electronic.....	15	2101	12.7	3.3	0.0	0.0	2.3	0.5
Cigarettes, excluding electronic.....	15	210105	12.7	3.3	0.0	0.0	2.3	0.5
Stemmed and redried tobacco.....	15	24	5.9	0.0	0.0	3.5	-0.1	0.0

See footnotes at end of table.

Table 7. Producer price index percentage changes for commodity and service groupings and individual items, not seasonally adjusted — Continued
 [September 2024]

Title	Commodity code		Unadjusted 12-month percent change ¹	Unadjusted 1-month percent change ¹				
	Group code	Item code		Sept. 2023 to Sept. 2024 ^P	Apr. to May	May to June ^P	June to July ^P	July to Aug. ^P
Stemmed and redried tobacco.....	15	2402	5.9	0.0	0.0	3.5	-0.1	0.0
Stemmed and redried tobacco.....	15	240208	5.9	0.0	0.0	3.5	-0.1	0.0
Tobacco, unstemmed leaf, redried before packing.....	15	2402081	4.1	0.0	0.0	0.2	0.0	0.0
Tobacco, stemmed.....	15	2402084	8.0	0.0	0.0	7.7	-0.1	0.0
Other tobacco products.....	15	25	6.1	1.9	0.0	0.1	0.8	0.0
Other tobacco products.....	15	2501	6.1	1.9	0.0	0.1	0.8	0.0
Other tobacco products.....	15	250101	6.1	1.9	0.0	0.1	0.8	0.0
Cigars.....	15	2501011	3.6	3.3	0.0	0.0	0.0	0.0
Chewing and smoking tobacco.....	15	2501014	6.9	1.6	0.0	0.1	1.0	0.0
Notions.....	15	3	1.8	0.0	0.0	0.0	0.0	0.0
Fasteners, zippers, buttons, needles, pins, and buckles.....	15	32	1.8	0.0	0.0	0.0	0.0	0.0
Fasteners, zippers, buttons, needles, pins, and buckles.....	15	3201	1.8	0.0	0.0	0.0	0.0	0.0
Fasteners, zippers, buttons, needles, pins, and buckles (except precious metal).....	15	320100	1.8	0.0	0.0	0.0	0.0	0.0
Photographic equipment and supplies.....	15	4	7.1	1.8	-6.5	3.3	-0.7	7.1
Photographic supplies.....	15	42	7.5	2.3	-8.3	4.3	-0.9	9.2
Photographic supplies.....	15	4206	7.5	2.3	-8.3	4.3	-0.9	9.2
Photographic supplies.....	15	420601	7.5	2.3	-8.3	4.3	-0.9	9.2
Prepared photographic chemicals.....	15	4206011	-0.7	0.0	0.0	0.0	0.0	0.0
Photographic sensitized film, plates, paper, & cloth.....	15	4206012	10.6	3.1	-11.3	6.1	-1.3	12.7
Photographic sensitized film, plates, paper, & cloth, silver-halide-type (excl X-ray).....	15	42060121	11.0	3.8	-13.3	7.1	-1.6	15.1
Photographic sensitized film, plates, paper & cloth, other than silver-halide-type (incl X-ray).....	15	42060122	8.3	-0.6	0.3	1.0	0.3	0.7
Mobile homes.....	15	5	1.6	0.4	-0.1	0.0	-0.2	0.0
Manufactured homes (mobile homes), all sizes (incl. multisection).....	15	53	1.6	0.4	-0.1	0.0	-0.2	0.0
Manufactured mobile homes and nonresidential mobile buildings.....	15	5303	1.6	0.4	-0.1	0.0	-0.2	0.0
Manufactured homes (mobile homes), all width sizes (incl. multisection).....	15	530301	1.6	0.4	-0.1	0.0	-0.2	0.0
Medical, surgical & personal aid devices.....	15	6	2.3	0.3	0.1	0.0	-0.1	-0.1
Surgical and medical instruments.....	15	62	2.3	0.3	0.1	0.1	-0.3	0.0
Surgical and medical instruments.....	15	6201	2.3	0.3	0.1	0.1	-0.3	0.0
Surgical and medical instruments.....	15	620103	2.3	0.3	0.1	0.1	-0.3	0.0
Surgical and medical catheters.....	15	6201031	4.5	0.7	-0.1	1.2	0.3	0.0
Orthopedic and surgical instruments.....	15	6201033	2.5	0.0	0.0	0.0	0.0	0.0
Other surgical and medical apparatus and instruments, excluding parts.....	15	6201037	2.4	0.7	0.3	-0.2	-1.0	0.0
Parts for surgical and medical apparatus and instruments.....	15	6201038	1.2	0.0	0.0	0.0	0.0	0.0
Medical and surgical appliances and supplies.....	15	63	1.9	0.3	0.1	-0.2	0.2	-0.1
Medical and surgical appliances and supplies.....	15	6301	1.9	0.3	0.1	-0.2	0.2	-0.1
Medical and surgical appliances and supplies.....	15	630104	1.9	0.3	0.1	-0.2	0.2	-0.2
Artificial joints and limbs.....	15	6301041	-1.9	0.9	-0.1	-0.4	1.4	-2.3
Other orthopedic and prosthetic appliances.....	15	6301042	1.1	-0.1	0.0	-0.1	0.3	0.8
All other surgical and medical items.....	15	6301044	2.7	0.2	0.1	-0.2	-0.1	0.1
Ophthalmic goods.....	15	64	3.4	0.0	0.0	0.0	0.0	-0.2
Ophthalmic goods.....	15	6401	3.4	0.0	0.0	0.0	0.0	-0.2
Ophthalmic fronts, temples, and focal and contact lenses.....	15	640107	-	-	-	0.0	0.0	-0.3
Other ophthalmic goods and prescription ground eyeglass lenses.....	15	640108	-	-	-	0.0	0.0	0.0
Dental equipment and supplies.....	15	65	3.2	0.1	0.3	0.0	0.1	0.0
Dental equipment and supplies.....	15	6501	3.2	0.1	0.3	0.0	0.1	0.0
Dental equipment and supplies.....	15	650107	3.2	0.1	0.3	0.0	0.1	0.0
Professional dental equipment and supplies.....	15	6501071	2.5	0.0	0.2	0.0	0.0	0.0
Professional dental equipment.....	15	65010713	2.4	0.0	0.3	0.0	0.0	0.0
Professional dental supplies.....	15	65010714	3.0	0.1	0.0	0.0	0.0	0.0
Other industrial safety equipment.....	15	7	3.4	0.5	0.2	0.9	0.6	-0.3
Personal safety equipment and clothing.....	15	71	3.4	0.5	0.2	0.9	0.6	-0.3
Personal safety equipment and clothing.....	15	7108	3.4	0.5	0.2	0.9	0.6	-0.3
Personal safety equipment and clothing.....	15	710802	3.4	0.5	0.2	0.9	0.6	-0.3
Other miscellaneous products.....	15	9	5.2	1.0	0.1	0.7	0.7	0.1
Burial caskets.....	15	91	1.6	0.0	0.0	0.0	0.0	0.0
Burial caskets.....	15	9101	1.6	0.0	0.0	0.0	0.0	0.0

See footnotes at end of table.

Table 7. Producer price index percentage changes for commodity and service groupings and individual items, not seasonally adjusted — Continued
[September 2024]

Title	Commodity code		Unadjusted 12-month percent change ¹	Unadjusted 1-month percent change ¹				
	Group code	Item code		Sept. 2023 to Sept. 2024 ^P	Apr. to May	May to June ^P	June to July ^P	July to Aug. ^P
Burial caskets.....	15	910109	1.6	0.0	0.0	0.0	0.0	0.0
Metal burial caskets & coffins, completely lined & trimmed, adult sizes.....	15	9101091	—	0.0	—	—	—	—
Wood burial caskets & coffins, completely lined & trimmed, adult sizes.....	15	9101093	—	—	—	0.0	0.0	0.0
Other burial caskets & coffins, including burial boxes and vaults (except concrete and stone).....	15	9101095	—	—	—	0.0	0.0	0.0
Musical instruments.....	15	93	1.9	0.7	0.4	0.0	0.1	0.0
Musical instruments.....	15	9301	1.9	0.7	0.4	0.0	0.1	0.0
Nonelectronic pianos, organs, and nonelectronic piano and organ parts, excluding benches.....	15	930113	—	5.7	0.0	—	—	—
Other musical instruments and parts.....	15	930117	1.3	0.0	0.4	0.0	0.1	0.0
Other nonelectronic musical instruments.....	15	9301172	1.8	0.0	0.0	0.0	0.0	0.0
Other musical instrument parts & accessories, sold separately, excl. benches & instrument cases.....	15	9301173	—	0.0	0.0	0.0	—	—
Jewelry and jewelry products.....	15	94	7.4	0.5	-0.5	1.3	0.1	0.6
Jewelry (gold and platinum) and silverware.....	15	9402	9.4	1.0	-1.4	1.0	0.4	0.8
Jewelry, gold and platinum.....	15	940222	9.4	1.0	-1.4	1.0	0.4	0.8
Costume jewelry and novelties.....	15	9404	1.9	-1.1	2.0	0.0	0.0	0.4
Costume jewelry and novelties.....	15	940415	1.9	-1.1	2.0	0.0	0.0	0.4
All other jewelry and personal goods (excluding costume).....	15	9407	4.2	0.5	0.0	0.6	-0.7	0.4
All other jewelry and personal goods (excluding costume).....	15	940714	4.2	0.5	0.0	0.6	-0.7	0.4
Jewelers' material and lapidary work.....	15	9408	12.0	0.3	-0.5	6.8	0.3	0.2
Pens, pencils, and marking devices.....	15	95	2.7	-0.1	0.0	0.0	1.0	0.0
Pens, markers, mechanical pencils, and associated parts.....	15	9502	3.2	-0.4	0.0	0.0	0.0	0.0
Pens, markers, mechanical pencils, and associated parts.....	15	950210	3.2	-0.4	0.0	0.0	0.0	0.0
Lead pencils, art goods, office supplies and small office equipment, excluding paper.....	15	9503	2.5	0.0	0.0	0.0	1.9	0.0
Lead pencils, art goods, office supplies and small office equipment, excluding paper.....	15	950307	2.5	0.0	0.0	0.0	1.9	0.0
Marking devices.....	15	9504	2.6	0.0	0.0	0.0	0.0	0.0
Marking devices.....	15	950406	2.6	0.0	0.0	0.0	0.0	0.0
Brooms and brushes.....	15	97	3.6	0.0	0.0	1.8	0.0	0.0
Brooms, brushes and mops.....	15	9705	3.6	0.0	0.0	1.8	0.0	0.0
Brooms, mops, and dusters.....	15	970501	4.2	0.0	0.0	0.0	0.0	0.0
Brooms.....	15	9705011	6.9	0.0	0.0	0.0	0.0	0.0
Mops and dusters, including refills.....	15	9705012	1.9	0.0	0.0	0.0	0.0	0.0
Paint and varnish brushes and rollers.....	15	970502	1.4	0.0	0.0	0.0	0.0	0.0
Paint and varnish brushes.....	15	9705021	3.0	0.0	0.0	0.0	0.0	0.0
Paint holders, pads, roller frames, and rollers.....	15	9705022	0.0	0.0	0.0	0.0	0.0	0.0
Other brushes, excl. paint and varnish brushes.....	15	970503	3.8	0.0	0.1	3.1	0.0	0.0
Personal brushes.....	15	9705031	—	—	0.0	0.0	0.0	—
Brushes, other than personal.....	15	9705032	5.9	0.0	0.1	5.0	0.0	0.0
Miscellaneous products, n.e.c.....	15	9A	5.6	1.5	0.2	0.7	1.0	0.1
Candles.....	15	9A01	1.8	0.0	0.0	0.0	0.0	0.0
Candles.....	15	9A0101	1.8	0.0	0.0	0.0	0.0	0.0
Signs and advertising displays.....	15	9A04	8.8	1.9	-0.3	0.3	1.6	0.0
Non-electric signs and displays.....	15	9A0402	8.3	1.0	-0.6	0.5	0.8	0.0
All other miscellaneous fabricated products and recyclable materials.....	15	9A09	1.0	1.0	1.3	1.5	0.3	0.1
Other miscellaneous fabricated products.....	15	9A0901	5.5	1.1	0.2	2.9	0.3	0.2
Reproduction of audio and video media and software.....	15	9D	0.5	0.5	0.0	0.0	0.0	0.0
Reproduction of audio and video media and software.....	15	9D01	0.5	0.5	0.0	0.0	0.0	0.0
Services²								
Transportation services.....	30	—	1.3	-0.7	0.6	0.6	-0.9	-0.3
Transportation of freight and mail.....	30	1	1.5	0.2	-0.2	1.1	-0.3	0.0
Rail transportation of freight and mail.....	30	11	3.0	0.2	0.0	0.6	-0.1	0.3
Rail transportation of freight and mail.....	30	1101	3.0	0.2	0.0	0.6	-0.1	0.3
Rail transportation of freight and mail.....	30	110101	3.0	0.2	0.0	0.6	-0.1	0.3
Truck transportation of freight.....	30	12	-0.9	0.2	-0.3	1.9	-1.4	-0.2
Local motor carrying.....	30	1201	3.1	-0.4	-0.3	0.2	0.7	0.0
Local motor carrying.....	30	120101	3.1	-0.4	-0.3	0.2	0.7	0.0
Long-distance motor carrying.....	30	1202	-2.2	0.4	-0.3	2.5	-2.1	-0.2
Long-distance motor carrying.....	30	120201	-2.2	0.4	-0.3	2.5	-2.1	-0.2

See footnotes at end of table.

Table 7. Producer price index percentage changes for commodity and service groupings and individual items, not seasonally adjusted — Continued
 [September 2024]

Title	Commodity code		Unadjusted 12-month percent change ¹	Unadjusted 1-month percent change ¹				
	Group code	Item code		Sept. 2023 to Sept. 2024 ^P	Apr. to May	May to June ^P	June to July ^P	July to Aug. ^P
Water transportation of freight.....	30	13	1.1	2.1	0.8	0.9	-1.5	0.3
Deep sea water transportation of freight.....	30	1301	-3.2	3.5	2.2	1.2	-4.0	1.7
Deep sea water transportation of freight.....	30	130101	-3.2	3.5	2.2	1.2	-4.0	1.7
Coastal and intercoastal water transportation of freight.....	30	1302	5.5	2.3	0.1	0.1	0.1	0.0
Coastal and intercoastal water transportation of freight.....	30	130201	5.5	2.3	0.1	0.1	0.1	0.0
Great Lakes-St Lawrence Seaway water transportation of freight.....	30	1303	0.3	-0.5	-0.6	0.5	-0.2	-0.6
Great lakes-St Lawrence Seaway water transportation of freight.....	30	130301	0.3	-0.5	-0.6	0.5	-0.2	-0.6
Inland waterways transportation of freight.....	30	1304	3.6	0.5	-0.2	1.3	0.3	-1.3
Inland waterways transportation of freight.....	30	130401	3.6	0.5	-0.2	1.3	0.3	-1.3
Air transportation of freight.....	30	14	-1.4	-1.7	0.5	-0.9	-0.4	0.4
Air transportation of freight.....	30	1401	-1.4	-1.7	0.5	-0.9	-0.4	0.4
Air transportation of freight, domestic.....	30	140102	-2.2	0.0	0.5	-1.2	-0.3	0.1
Air transportation of freight, international.....	30	140103	-0.2	-4.5	0.5	-0.4	-0.7	0.9
Courier, messenger, and U.S. postal services.....	30	16	5.8	0.2	-0.2	0.2	1.9	0.1
U.S. Postal Service.....	30	1601	9.4	0.0	0.0	0.0	6.1	0.0
Mailing services (market dominant services).....	30	160107	10.2	0.0	0.0	0.0	7.5	0.0
First class mail.....	30	1601071	10.0	0.0	0.0	0.0	7.5	0.0
Periodicals mail.....	30	1601072	11.3	0.0	0.0	0.0	9.5	0.0
Standard class mail.....	30	1601073	10.6	0.0	0.0	0.0	7.4	0.0
Package services mail.....	30	1601074	10.3	0.0	0.0	0.0	8.4	0.0
Special services and fees.....	30	1601075	9.0	0.0	0.0	0.0	6.8	0.0
Shipping services (competitive services).....	30	160108	7.5	0.0	0.0	0.0	2.5	0.0
Courier and messenger services, except air.....	30	1602	4.2	0.4	-0.1	-0.1	0.0	0.1
Courier and messenger services, except air.....	30	160201	4.2	0.4	-0.1	-0.1	0.0	0.1
Air mail and package delivery services, excluding by USPS.....	30	1603	3.6	0.0	-0.9	1.0	-0.8	0.3
Air mail and package delivery services, excluding by USPS.....	30	160301	3.6	0.0	-0.9	1.0	-0.8	0.3
Pipeline transportation.....	30	17	0.3	0.1	0.0	0.9	-0.1	0.0
Pipeline transportation of petroleum products.....	30	1701	2.9	0.1	0.0	1.8	0.2	0.1
Pipeline transportation of crude petroleum.....	30	170101	3.7	0.3	0.0	2.2	0.1	0.2
Pipeline transportation of refined petroleum products.....	30	170102	2.0	0.0	0.0	1.4	0.4	0.0
Pipeline transportation of natural gas.....	30	1702	-1.7	0.0	0.0	0.1	-0.4	0.0
Pipeline transportation of natural gas.....	30	170201	-1.7	0.0	0.0	0.1	-0.4	0.0
Transportation of passengers (partial).....	30	2	0.7	-4.6	4.2	-1.6	-3.6	-1.7
Rail transportation of passengers.....	30	21	0.0	0.0	0.0	0.0	0.0	0.0
Rail transportation of passengers.....	30	2101	0.0	0.0	0.0	0.0	0.0	0.0
Rail transportation of passengers.....	30	210101	0.0	0.0	0.0	0.0	0.0	0.0
Airline passenger services.....	30	22	0.7	-4.7	4.3	-1.6	-3.7	-1.7
Airline passenger services.....	30	2201	0.7	-4.7	4.3	-1.6	-3.7	-1.7
Airline passenger services, domestic.....	30	220101	2.8	-3.3	0.5	-1.7	-1.9	0.5
Airline passenger services, international.....	30	220102	-5.6	-8.7	15.9	-1.4	-8.4	-8.0
Services related to transportation activities.....	31	—	8.4	3.1	0.2	0.9	-1.9	-0.1
Services related to water transportation.....	31	1	6.8	0.2	0.1	1.1	0.7	0.0
Towing, tugging, docking, and related services.....	31	11	7.8	0.5	-0.2	2.7	0.2	0.0
Towing, tugging, docking and related services.....	31	1101	7.8	0.5	-0.2	2.7	0.2	0.0
Towing, tugging, docking and related services.....	31	110101	7.8	0.5	-0.2	2.7	0.2	0.0
Operation of port waterfront terminals.....	31	12	4.9	-0.4	0.9	0.7	-0.3	0.0
Operation of port waterfront terminals.....	31	1201	4.9	-0.4	0.9	0.7	-0.3	0.0
Operation of port waterfront terminals.....	31	120101	4.9	-0.4	0.9	0.7	-0.3	0.0
Marine cargo handling.....	31	13	6.7	0.3	0.0	0.0	1.5	0.0
Marine cargo handling.....	31	1301	6.7	0.3	0.0	0.0	1.5	0.0
Marine cargo handling.....	31	130101	6.7	0.3	0.0	0.0	1.5	0.0
Services related to air transportation.....	31	2	8.5	1.7	1.5	3.3	0.1	0.0
Other airport operations, excluding aircraft maintenance and repair.....	31	21	8.5	1.7	1.5	3.3	0.1	0.0
Other airport operations, excluding aircraft maintenance and repair.....	31	2101	8.5	1.7	1.5	3.3	0.1	0.0
Other airport operations, excluding aircraft maintenance and repair.....	31	210101	8.5	1.7	1.5	3.3	0.1	0.0
Other services related to transportation activities (partial).....	31	3	8.9	4.7	-0.4	-0.2	-3.6	-0.1
Arrangement of freight and cargo.....	31	31	26.0	7.4	-0.6	-0.3	0.0	0.0
Arrangement of freight and cargo.....	31	3101	26.0	7.4	-0.6	-0.3	0.0	0.0
Arrangement of freight and cargo.....	31	310101	26.0	7.4	-0.6	-0.3	0.0	0.0
Freight forwarding.....	31	32	-11.3	0.7	0.0	0.0	-9.0	-0.4

See footnotes at end of table.

Table 7. Producer price index percentage changes for commodity and service groupings and individual items, not seasonally adjusted — Continued
 [September 2024]

Title	Commodity code		Unadjusted 12-month percent change ¹	Unadjusted 1-month percent change ¹				
	Group code	Item code		Sept. 2023 to Sept. 2024 ^P	Apr. to May	May to June ^P	June to July ^P	July to Aug. ^P
Freight forwarding.....	31	3201	-11.3	0.7	0.0	0.0	-9.0	-0.4
Freight forwarding.....	31	320101	-11.3	0.7	0.0	0.0	-9.0	-0.4
Warehousing, storage, and related services.....	32	—	0.9	-0.7	-2.7	0.6	-1.0	0.2
Warehousing, storage, and related services.....	32	1	0.9	-0.7	-2.7	0.6	-1.0	0.2
Warehousing, storage, and related services.....	32	11	0.9	-0.7	-2.7	0.6	-1.0	0.2
Warehousing, storage, and related services.....	32	1101	0.9	-0.7	-2.7	0.6	-1.0	0.2
Warehousing, storage, and related services.....	32	110101	0.9	-0.7	-2.7	0.6	-1.0	0.2
Publishing sales, excluding software.....	33	—	5.7	0.3	0.6	0.4	-0.1	0.0
Book, periodical, and newspaper publishing sales and subscriptions.....	33	1	5.9	0.4	0.9	0.1	-0.2	0.0
Sales of books.....	33	11	7.9	0.8	0.0	0.3	-0.4	0.0
Sales of textbooks.....	33	1101	7.8	-0.3	0.2	-0.2	0.4	1.5
Sales of textbooks.....	33	110101	7.8	-0.3	0.2	-0.2	0.4	1.5
Sales of technical, scientific, and professional books.....	33	1102	11.7	0.0	0.0	0.0	0.0	0.0
Sales of technical, scientific, and professional books.....	33	110201	11.7	0.0	0.0	0.0	0.0	0.0
Sales of religious books.....	33	1103	0.7	3.7	-1.2	-1.0	0.1	-0.1
Sales of religious books.....	33	110301	0.7	3.7	-1.2	-0.1	0.1	-0.1
Sales of general adult and juvenile books.....	33	1104	2.2	2.6	-0.2	1.6	-1.7	-0.9
Sales of general adult and juvenile books.....	33	110402	2.2	2.6	-0.2	1.6	-1.7	-0.9
Sales of general adult books.....	33	1104021	-0.9	2.8	-1.3	1.0	-1.4	-1.5
Sales of juvenile books.....	33	1104022	6.6	2.4	1.3	2.4	-2.3	-0.1
Sales of general reference books.....	33	1105	11.7	0.3	0.3	-1.6	-0.6	-0.6
Sales of general reference books.....	33	110501	11.7	0.3	0.3	-1.6	-0.6	-0.6
Sales and subscriptions of periodicals and newspapers.....	33	12	4.2	0.0	1.8	0.0	0.0	0.0
Sales and subscriptions of periodicals.....	33	1201	0.3	0.0	0.0	0.1	0.0	0.0
Sales and subscriptions of periodicals.....	33	120101	0.3	0.0	0.0	0.1	0.0	0.0
Newspaper subscription and single copy sales.....	33	1202	6.9	0.0	3.1	0.0	0.0	0.0
Newspaper subscription and single copy sales.....	33	120205	6.9	0.0	3.1	0.0	0.0	0.0
Newspaper subscriptions, print and online bundled.....	33	1202051	7.9	0.1	0.1	0.2	0.0	0.0
Newspaper subscriptions, print only.....	33	1202052	6.8	0.0	3.4	0.0	0.0	0.0
Greeting card publishing sales.....	33	3	0.5	0.0	0.0	0.3	0.0	0.0
Greeting card publishing sales.....	33	31	0.5	0.0	0.0	0.3	0.0	0.0
Greeting card publishing sales.....	33	3101	0.5	0.0	0.0	0.3	0.0	0.0
Greeting card publishing sales.....	33	310101	0.5	0.0	0.0	0.3	0.0	0.0
Calendars, yearbooks, and other miscellaneous publishing sales.....	33	4	-0.5	0.3	-0.9	-0.2	-0.3	0.0
Calendars, yearbooks, and other miscellaneous publishing sales.....	33	41	-0.5	0.3	-0.9	-0.2	-0.3	0.0
Calendars, yearbooks, and other miscellaneous publishing sales.....	33	4101	-0.5	0.3	-0.9	-0.2	-0.3	0.0
Calendars, yearbooks, and other miscellaneous publishing sales.....	33	410101	-0.5	0.3	-0.9	-0.2	-0.3	0.0
Directory, mailing list, and related compilations publishing sales.....	33	6	7.6	-0.1	0.2	1.3	0.3	0.2
Directory, mailing list, and related compilations publishing sales.....	33	61	7.6	-0.1	0.2	1.3	0.3	0.2
Directory, mailing list, and related compilations publishing sales.....	33	6101	7.6	-0.1	0.2	1.3	0.3	0.2
Directory, mailing list, and related compilations publishing sales.....	33	610101	7.6	-0.1	0.2	1.3	0.3	0.2
Software publishing.....	34	—	4.1	0.7	-0.3	2.0	-0.9	0.6
System software publishing.....	34	1	5.5	-0.1	-0.6	5.5	-0.7	-0.3
System software publishing.....	34	11	5.5	-0.1	-0.6	5.5	-0.7	-0.3
System software publishing.....	34	1101	5.5	-0.1	-0.6	5.5	-0.7	-0.3
System software publishing.....	34	110101	5.5	-0.1	-0.6	5.5	-0.7	-0.3
Application software publishing.....	34	2	2.7	1.5	0.1	-1.8	-1.2	1.7
Application software publishing.....	34	21	2.7	1.5	0.1	-1.8	-1.2	1.7
Desktop and portable device application software publishing.....	34	2101	2.3	-1.0	2.1	-3.5	-2.8	7.5
Desktop and portable device application software publishing.....	34	210101	2.3	-1.0	2.1	-3.5	-2.8	7.5
Application software publishing, cross-industry, vertical market, utilities, and other.....	34	2103	5.6	6.5	-0.6	-1.2	-2.1	1.4
Application software publishing, cross-industry, vertical market, utilities, and other.....	34	210301	5.6	6.5	-0.6	-1.2	-2.1	1.4
Application software publishing, game software.....	34	2104	-5.8	-8.1	-1.4	-0.1	4.7	-7.9
Application software publishing, game software.....	34	210401	-5.8	-8.1	-1.4	-0.1	4.7	-7.9
Network compensation from broadcast and cable television and radio.....	35	—	0.7	0.0	0.5	0.0	0.0	0.0
Affiliate agreements, programming sales, and retransmission fees for cable and broadcast tv.....	35	1	0.9	0.0	0.7	0.0	0.0	0.0

See footnotes at end of table.

Table 7. Producer price index percentage changes for commodity and service groupings and individual items, not seasonally adjusted — Continued
 [September 2024]

Title	Commodity code		Unadjusted 12-month percent change ¹	Unadjusted 1-month percent change ¹				
	Group code	Item code		Sept. 2023 to Sept. 2024 ^P	Apr. to May	May to June ^P	June to July ^P	July to Aug. ^P
Affiliate agreements, programming sales, and retransmission fees for cable and broadcast tv.....	35	11	0.9	0.0	0.7	0.0	0.0	0.0
Affiliate agreements, programming sales, and retransmission fees for cable and broadcast tv.....	35	1101	0.9	0.0	0.7	0.0	0.0	0.0
Affiliate agreements, programming sales, and retransmission fees for cable and broadcast tv.....	35	110101	0.9	0.0	0.7	0.0	0.0	0.0
Affiliate agreements, programming sales, and retransmission fees for radio.....	35	2	0.0	0.0	0.0	0.0	0.0	0.0
Affiliate agreements, programming sales, and retransmission fees for radio.....	35	21	0.0	0.0	0.0	0.0	0.0	0.0
Affiliate agreements, programming sales, and network compensation for radio.....	35	2101	0.0	0.0	0.0	0.0	0.0	0.0
Affiliate agreements, programming sales, and network compensation for radio.....	35	210101	0.0	0.0	0.0	0.0	0.0	0.0
Advertising space and time sales.....	36	—	8.4	0.2	-0.5	-0.4	-1.2	0.3
Advertising space sales in periodicals, newspapers, directories, and mailing lists.....	36	1	-1.8	-0.4	0.0	0.0	-1.7	0.0
Advertising space sales in periodicals and newspapers.....	36	11	-2.2	-0.5	0.0	0.0	-2.0	0.0
Advertising space sales in periodicals.....	36	1101	-0.1	-1.1	0.0	0.0	0.0	0.0
Advertising space sales in newspapers.....	36	1102	-4.8	0.3	0.0	0.0	-4.7	0.0
Advertising space sales in newspapers, print only.....	36	110203	-4.8	0.3	0.0	0.0	-4.7	0.0
Advertising space sales in directories and mailing lists.....	36	12	0.1	0.0	0.0	0.0	0.0	0.0
Print advertising space sales in directories and mailing lists.....	36	1201	0.1	0.0	0.0	0.0	0.0	0.0
Print advertising space sales in directories and mailing lists.....	36	120101	0.1	0.0	0.0	0.0	0.0	0.0
Television advertising time sales.....	36	2	-2.1	-0.2	-1.9	-1.8	-5.2	-1.7
Television advertising time sales.....	36	21	-2.1	-0.2	-1.9	-1.8	-5.2	-1.7
Broadcast and network television advertising time sales.....	36	2101	2.4	-3.6	1.8	-3.6	0.7	1.9
Broadcast and network television advertising time sales.....	36	210101	2.4	-3.6	1.8	-3.6	0.7	1.9
Cable network advertising time sales.....	36	2102	-11.2	3.3	-5.9	-0.3	-12.3	-6.2
Cable network advertising time sales.....	36	210201	-11.2	3.3	-5.9	-0.3	-12.3	-6.2
Local cable system advertising time sales.....	36	2103	21.5	0.0	0.0	0.0	0.0	0.0
Local cable system advertising time sales.....	36	210301	21.5	0.0	0.0	0.0	0.0	0.0
Radio advertising time sales.....	36	3	2.9	5.2	-1.0	-9.1	1.7	14.2
Radio advertising time sales.....	36	31	2.9	5.2	-1.0	-9.1	1.7	14.2
Radio advertising time sales.....	36	3101	2.9	5.2	-1.0	-9.1	1.7	14.2
Radio advertising time sales.....	36	310101	2.9	5.2	-1.0	-9.1	1.7	14.2
Internet advertising sales.....	36	6	14.7	0.0	0.0	0.8	0.0	0.0
Internet advertising sales.....	36	61	14.7	0.0	0.0	0.8	0.0	0.0
Internet advertising sales.....	36	6101	14.7	0.0	0.0	0.8	0.0	0.0
Internet advertising sales.....	36	610101	14.7	0.0	0.0	0.8	0.0	0.0
Telecommunication, cable, and internet user services.....	37	—	3.1	0.5	0.0	0.1	0.2	-0.4
Wired telephone services.....	37	1	4.9	0.9	-0.1	0.3	0.1	0.5
Residential wired telephone services.....	37	11	4.0	0.6	-0.2	-0.1	0.1	-0.1
Local residential wired telephone service.....	37	1101	2.9	0.0	-0.3	0.0	0.1	0.1
Local residential wired telephone service.....	37	110101	2.9	0.0	-0.3	0.0	0.1	0.1
Long distance residential wired telephone service.....	37	1102	5.4	1.5	-0.3	-0.2	0.1	-0.5
Long distance residential wired telephone service.....	37	110201	5.4	1.5	-0.3	-0.2	0.1	-0.5
All-distance residential wired telephone service.....	37	1103	11.4	1.3	3.5	0.2	0.2	0.2
All-distance residential wired telephone service.....	37	110301	11.4	1.3	3.5	0.2	0.2	0.2
Business wired telephone services.....	37	12	5.7	1.1	-0.1	0.7	0.2	0.9
Local business wired telephone service.....	37	1201	2.5	-0.1	-1.0	0.7	-0.6	2.4
Local business wired telephone service.....	37	120101	2.5	-0.1	-1.0	0.7	-0.6	2.4
Long distance business wired telephone and other toll service.....	37	1202	1.8	2.4	1.7	2.6	-1.1	-1.1
Long distance business wired telephone and other toll service.....	37	120201	1.8	2.4	1.7	2.6	-1.1	-1.1
Private line wired telephone service.....	37	1204	9.8	1.0	-0.6	-0.3	1.4	1.3
Private line wired telephone service.....	37	120401	9.8	1.0	-0.6	-0.3	1.4	1.3
All-distance business wired telephone service (partial).....	37	1205	3.0	-0.7	0.6	-0.3	0.2	1.3
All-distance business wired telephone service.....	37	120501	3.0	-0.7	0.6	-0.3	0.2	1.3
Other telephone services.....	37	13	4.2	1.6	0.6	-0.5	-0.3	0.1
Other wired telephone services.....	37	1301	4.2	1.6	0.6	-0.5	-0.3	0.1
Other wired telephone services.....	37	130104	4.2	1.6	0.5	-0.5	-0.3	0.1
Wireless telecommunication services.....	37	2	0.9	1.2	0.0	0.0	0.0	0.0

See footnotes at end of table.

Table 7. Producer price index percentage changes for commodity and service groupings and individual items, not seasonally adjusted — Continued
 [September 2024]

Title	Commodity code		Unadjusted 12-month percent change ¹	Unadjusted 1-month percent change ¹				
	Group code	Item code		Sept. 2023 to Sept. 2024 ^P	Apr. to May	May to June ^P	June to July ^P	July to Aug. ^P
Cellular phone and other wireless telecommunication services.....	37	21	0.9	1.2	0.0	0.0	0.0	0.0
Cellular phone and other wireless telecommunication services.....	37	2101	0.9	1.2	0.0	0.0	0.0	0.0
Cellular phone and other wireless telecommunication services.....	37	210101	0.9	1.2	0.0	0.0	0.0	0.0
Cable and satellite subscriber services.....	37	3	-0.8	0.3	0.5	-2.0	-1.4	-1.6
Cable and satellite subscriber services.....	37	31	-0.8	0.3	0.5	-2.0	-1.4	-1.6
Cable and satellite subscriber services.....	37	3101	-0.8	0.3	0.5	-2.0	-1.4	-1.6
Cable and satellite subscriber services.....	37	310101	-0.8	0.3	0.5	-2.0	-1.4	-1.6
Internet access services.....	37	4	4.3	0.1	-0.1	1.3	1.3	-1.1
Internet access services.....	37	41	4.3	0.1	-0.1	1.3	1.3	-1.1
Residential Internet access services.....	37	4102	4.2	0.1	-0.2	1.6	1.4	-1.7
Residential Internet access services.....	37	410201	4.2	0.1	-0.2	1.6	1.4	-1.7
Business Internet access services.....	37	4103	4.3	0.2	0.3	0.5	1.2	0.4
Business Internet access services.....	37	410301	4.3	0.2	0.3	0.5	1.2	0.4
Bundled wired telecommunications access services.....	37	5	6.4	-0.5	-0.3	0.6	0.6	-0.8
Bundled wired telecommunications access services.....	37	51	6.4	-0.5	-0.3	0.6	0.6	-0.8
Bundled wired telecommunications access services.....	37	5101	6.4	-0.5	-0.3	0.6	0.6	-0.8
Bundled wired telecommunications access services.....	37	510101	6.4	-0.5	-0.3	0.6	0.6	-0.8
Data processing and related services.....	38	—	1.4	0.4	-0.5	0.2	-0.1	-0.2
Data processing and related services.....	38	1	1.4	0.4	-0.5	0.2	-0.1	-0.2
Data processing and related services.....	38	11	1.4	0.4	-0.5	0.2	-0.1	-0.2
Hosting, ASP and other IT infrastructure provisioning services.....	38	1101	2.2	0.7	-0.7	0.4	-0.2	-0.3
Hosting, ASP and other IT infrastructure provisioning services.....	38	110101	2.2	0.7	-0.7	0.4	-0.2	-0.3
Business process management services (partial).....	38	1102	0.2	0.1	0.0	0.0	0.0	0.1
Business process management services (partial).....	38	110201	0.2	0.1	0.0	0.0	0.0	0.1
Data management, information transformation and other services.....	38	1103	0.0	0.0	0.0	0.0	0.0	0.0
Data management, information transformation and other services.....	38	110301	0.0	0.0	0.0	0.0	0.0	0.0
Credit intermediation services (partial).....	39	—	5.8	-1.9	0.9	-2.1	3.1	-0.6
Loan services (partial).....	39	1	0.6	-3.0	-0.7	-3.5	5.0	-2.3
Business loans (partial).....	39	11	-0.1	-3.6	2.1	-4.0	4.5	-1.6
Business loans (partial).....	39	1101	-0.1	-3.6	2.1	-4.0	4.5	-1.6
Business loans (partial).....	39	110101	-0.1	-3.6	2.1	-4.0	4.5	-1.6
Consumer loans (partial).....	39	12	1.8	-1.2	-8.5	-1.6	6.8	-4.8
Residential real estate loans (partial).....	39	1201	-0.3	-0.6	-11.3	-1.3	7.3	-5.6
Residential real estate loans, except home equity (partial).....	39	120101	10.8	1.6	-16.7	-0.6	7.2	-6.0
Home equity loans (partial).....	39	120102	-15.9	-5.2	1.0	-2.5	7.5	-4.9
Vehicle loans (partial).....	39	1202	17.1	-5.1	3.9	-4.6	7.7	-1.8
Vehicle loans (partial).....	39	120201	17.1	-5.1	3.9	-4.6	7.7	-1.8
Credit cards, overdraft credit, and related plans (partial).....	39	1203	5.6	-3.1	3.7	-1.8	2.2	-1.0
Credit cards, overdraft credit, and related plans (partial).....	39	120301	5.6	-3.1	3.7	-1.8	2.2	-1.0
Other loans and loan services (partial).....	39	13	3.1	-2.5	1.6	-4.5	4.1	0.2
Other loans and loan services (partial).....	39	1301	3.1	-2.5	1.6	-4.5	4.1	0.2
Other loans and loan services (partial).....	39	130101	3.1	-2.5	1.6	-4.5	4.1	0.2
Deposit services (partial).....	39	2	20.9	0.3	4.7	0.5	-0.2	3.0
Deposit services (partial).....	39	21	20.9	0.3	4.7	0.5	-0.2	3.0
Deposit services (partial).....	39	2101	20.9	0.3	4.7	0.5	-0.2	3.0
Deposit services (partial).....	39	210101	20.9	0.3	4.7	0.5	-0.2	3.0
Other credit intermediation services, including trust services (partial).....	39	3	-6.1	0.8	0.0	0.1	-1.2	0.0
Other credit intermediation services, including trust services (partial).....	39	31	-6.1	0.8	0.0	0.1	-1.2	0.0
Other credit intermediation services, including trust services (partial).....	39	3101	-6.1	0.8	0.0	0.1	-1.2	0.0
Other credit intermediation services, including trust services (partial).....	39	310101	-6.1	0.8	0.0	0.1	-1.2	0.0
Investment services.....	40	—	8.8	-0.5	1.3	1.7	0.4	-0.7
Securities brokerage, dealing, investment advice, and related services.....	40	1	6.0	-0.2	1.5	1.8	0.4	-2.3
Securities brokerage, dealing, investment advice, and related services.....	40	11	6.0	-0.2	1.5	1.8	0.4	-2.3
Securities brokerage, dealing, and investment advice.....	40	1101	9.7	-0.4	2.2	2.4	0.3	-3.3
Securities brokerage, dealing, and investment advice.....	40	110101	9.7	-0.4	2.2	2.4	0.3	-3.3
Securities brokerage and dealing related services (partial).....	40	1102	-0.2	0.2	0.2	0.8	0.5	-0.2
Securities brokerage and dealing related services.....	40	110201	-0.2	0.2	0.2	0.8	0.5	-0.2
Portfolio management.....	40	2	11.0	-1.5	1.2	2.0	0.1	0.3

See footnotes at end of table.

Table 7. Producer price index percentage changes for commodity and service groupings and individual items, not seasonally adjusted — Continued
 [September 2024]

Title	Commodity code		Unadjusted 12-month percent change ¹	Unadjusted 1-month percent change ¹				
	Group code	Item code		Sept. 2023 to Sept. 2024 ^P	Apr. to May	May to June ^P	June to July ^P	July to Aug. ^P
Portfolio management	40	21	11.0	-1.5	1.2	2.0	0.1	0.3
Portfolio management	40	2101	11.0	-1.5	1.2	2.0	0.1	0.3
Portfolio management	40	210101	11.0	-1.5	1.2	2.0	0.1	0.3
Investment banking	40	3	14.0	1.5	1.2	0.2	1.7	2.5
Investment banking	40	31	14.0	1.5	1.2	0.2	1.7	2.5
Investment banking	40	3101	14.0	1.5	1.2	0.2	1.7	2.5
Investment banking	40	310101	14.0	1.5	1.2	0.2	1.7	2.5
Insurance and annuities	41	—	4.3	0.6	0.1	0.1	0.4	0.4
Insurance	41	1	4.4	0.6	0.1	0.1	0.4	0.5
Insurance	41	11	4.4	0.6	0.1	0.1	0.4	0.5
Life insurance	41	1101	-0.4	0.3	0.0	0.0	0.7	0.0
Life insurance	41	110101	-0.4	0.3	0.0	0.0	0.7	0.0
Disability insurance, including accidental death	41	1102	-0.5	0.0	0.0	0.0	0.0	0.0
Disability insurance, including accidental death	41	110201	-0.5	0.0	0.0	0.0	0.0	0.0
Health and medical insurance	41	1103	4.6	0.0	-0.1	0.0	0.4	0.0
Health and medical insurance	41	110301	4.6	0.0	-0.1	0.0	0.4	0.0
Property and casualty insurance	41	1104	6.7	1.1	0.2	0.2	0.3	0.9
Property and casualty insurance	41	110401	6.7	1.1	0.2	0.2	0.3	0.9
Annuities	41	2	2.6	-0.2	0.0	0.2	0.0	0.1
Annuities	41	21	2.6	-0.2	0.0	0.2	0.0	0.1
Annuities	41	2101	2.6	-0.2	0.0	0.2	0.0	0.1
Annuities	41	210101	2.6	-0.2	0.0	0.2	0.0	0.1
Commissions and fees from sales and administration of insurance policies (partial)	42	—	2.5	0.0	0.0	0.7	0.0	0.0
Commissions from sales of insurance	42	1	2.5	0.0	0.0	0.7	0.0	0.0
Commissions from sales of insurance	42	11	2.5	0.0	0.0	0.7	0.0	0.0
Commissions from sales of life insurance and annuities	42	1101	6.5	0.0	0.0	4.3	0.0	0.0
Commissions from sales of life insurance and annuities	42	110101	6.5	0.0	0.0	4.3	0.0	0.0
Commissions from sales of health and medical insurance	42	1102	1.2	0.0	0.0	1.1	0.0	0.0
Commissions from sales of health and medical insurance	42	110201	1.2	0.0	0.0	1.1	0.0	0.0
Commissions from sales of property and casualty insurance	42	1103	2.6	0.1	0.0	0.1	0.0	0.0
Commissions from sales of property and casualty insurance	42	110301	2.6	0.1	0.0	0.1	0.0	0.0
Commissions from sales of other insurance	42	1104	0.0	0.0	0.0	0.0	0.0	0.0
Commissions from sales of other insurance	42	110401	0.0	0.0	0.0	0.0	0.0	0.0
Real estate services (partial)	43	—	0.8	-0.1	1.3	0.9	0.1	-0.5
Nonresidential real estate services	43	1	-1.1	-0.7	1.6	1.2	-0.1	-1.0
Nonresidential real estate rents	43	11	-1.4	-0.8	1.7	1.6	-0.3	-1.3
Office buildings, gross rents	43	1101	-6.8	-0.7	-0.4	1.2	-6.8	0.6
Office buildings, gross rents	43	110101	-6.8	-0.7	-0.4	1.2	-6.8	0.6
Retail properties, gross rents	43	1102	-1.7	-0.7	3.4	2.4	1.9	-3.1
Retail properties, gross rents	43	110201	-1.7	-0.7	3.4	2.4	1.9	-3.1
Industrial buildings, gross rents	43	1103	6.8	0.0	0.1	0.4	-0.3	0.0
Industrial buildings, gross rents	43	110301	6.8	0.0	0.1	0.4	-0.3	0.0
Self-service storage and miniwarehouses, gross rents	43	1104	-5.3	-3.2	-0.3	-0.1	0.5	-0.4
Self-service storage and miniwarehouses, gross rents	43	110401	-5.3	-3.2	-0.3	-0.1	0.5	-0.4
Other nonresidential buildings, gross rents	43	1105	9.8	-0.3	5.3	2.6	8.7	-2.5
Other nonresidential buildings, gross rents	43	110501	9.8	-0.3	5.3	2.6	8.7	-2.5
Nonresidential property sales and leases including land, brokerage fees and commissions	43	12	-2.0	-0.2	-0.4	1.3	0.5	0.2
Nonresidential property sales and leases including land, brokerage fees and commissions	43	1201	-2.0	-0.2	-0.4	1.3	0.5	0.2
Nonresidential property sales and leases including land, brokerage fees and commissions	43	120101	-2.0	-0.2	-0.4	1.3	0.5	0.2
Nonresidential property management fees	43	13	2.9	-0.1	2.5	-2.7	0.6	0.3
Nonresidential property management fees	43	1301	2.9	-0.1	2.5	-2.7	0.6	0.3
Nonresidential property management fees	43	130101	2.9	-0.1	2.5	-2.7	0.6	0.3
Residential real estate services (partial)	43	2	3.6	0.7	1.0	0.6	0.3	0.2
Residential property sales and rental, brokerage fees and commissions	43	21	3.3	0.9	1.0	0.7	0.5	0.2
Residential property sales and rental, brokerage fees and commissions	43	2101	3.3	0.9	1.0	0.7	0.5	0.2
Residential property sales and rental, brokerage fees and commissions	43	210101	3.3	0.9	1.0	0.7	0.5	0.2

See footnotes at end of table.

Table 7. Producer price index percentage changes for commodity and service groupings and individual items, not seasonally adjusted — Continued
 [September 2024]

Title	Commodity code		Unadjusted 12-month percent change ¹	Unadjusted 1-month percent change ¹				
	Group code	Item code		Sept. 2023 to Sept. 2024 ^P	Apr. to May	May to June ^P	June to July ^P	July to Aug. ^P
Residential property management fees.....	43	22	4.5	0.0	0.8	0.1	-0.2	0.1
Residential property management fees.....	43	2201	4.5	0.0	0.8	0.1	-0.2	0.1
Residential property management fees.....	43	220101	4.5	0.0	0.8	0.1	-0.2	0.1
Real estate appraisal fees.....	43	3	1.8	0.2	0.2	0.1	-0.2	0.0
Real estate appraisal fees.....	43	31	1.8	0.2	0.2	0.1	-0.2	0.0
Real estate appraisal fees.....	43	3101	1.8	0.2	0.2	0.1	-0.2	0.0
Real estate appraisal fees.....	43	310101	1.8	0.2	0.2	0.1	-0.2	0.0
Rental and leasing of goods (partial).....	44	—	1.3	-0.3	3.5	2.0	-1.4	-1.5
Passenger car rental.....	44	1	2.0	0.0	8.8	5.0	-4.8	-3.0
Passenger car rental.....	44	11	2.0	0.0	8.8	5.0	-4.8	-3.0
Passenger car rental.....	44	1101	2.0	0.0	8.8	5.0	-4.8	-3.0
Passenger car rental.....	44	110101	2.0	0.0	8.8	5.0	-4.8	-3.0
Truck, trailer, and RV rental and leasing.....	44	2	1.3	-0.1	-0.1	0.2	2.0	-1.0
Truck, trailer, and RV rental and leasing.....	44	21	1.3	-0.1	-0.1	0.2	2.0	-1.0
Truck, truck trailer and RV rental.....	44	2101	-2.5	-1.1	0.5	-0.6	1.7	-2.5
Truck, truck trailer and RV rental.....	44	210101	-2.5	-1.1	0.5	-0.6	1.7	-2.5
Truck, truck trailer and RV leasing.....	44	2102	4.2	0.5	-0.5	0.7	2.2	0.0
Truck, truck trailer and RV leasing.....	44	210201	4.2	0.5	-0.5	0.7	2.2	0.0
Construction, mining, and forestry machinery and equipment rental and leasing.....	44	3	0.3	-0.7	0.6	-0.3	0.2	-0.2
Construction, mining, and forestry machinery and equipment rental and leasing.....	44	31	0.3	-0.7	0.6	-0.3	0.2	-0.2
Construction, mining, and forestry machinery and equipment rental and leasing.....	44	3101	0.3	-0.7	0.6	-0.3	0.2	-0.2
Construction, mining, and forestry machinery and equipment rental and leasing.....	44	310101	0.3	-0.7	0.6	-0.3	0.2	-0.2
Professional services (partial).....	45	—	4.2	0.3	0.2	-0.3	0.1	-0.2
Legal services.....	45	1	7.5	0.2	-0.3	0.4	0.1	-0.6
Legal services.....	45	11	7.5	0.2	-0.3	0.4	0.1	-0.6
Legal services.....	45	1101	7.5	0.2	-0.3	0.4	0.1	-0.6
Legal services.....	45	110101	7.5	0.2	-0.3	0.4	0.1	-0.6
Accounting services (partial).....	45	2	2.8	0.9	-0.7	0.4	0.2	0.5
Accounting services, excluding payroll.....	45	21	2.8	0.9	-0.7	0.4	0.2	0.5
Financial auditing.....	45	2101	1.9	0.1	-0.6	0.3	-0.5	0.7
Financial auditing.....	45	210101	1.9	0.1	-0.6	0.3	-0.5	0.7
Tax preparation and planning.....	45	2102	2.0	2.5	-2.9	-0.9	-1.5	0.4
Tax preparation and planning.....	45	210201	2.0	2.5	-2.9	-0.9	-1.5	0.4
Bookkeeping and compilation.....	45	2103	3.8	0.5	3.5	3.0	2.1	0.1
Bookkeeping and compilation.....	45	210301	3.8	0.5	3.5	3.0	2.1	0.1
Other accounting services, including billing and review (partial).....	45	2104	5.1	-1.3	-0.6	0.5	3.2	0.9
Other accounting services, including billing and review (partial).....	45	210401	5.1	-1.3	-0.6	0.5	3.2	0.9
Architectural and engineering services.....	45	3	2.6	0.0	0.1	-0.2	0.0	0.0
Architectural services.....	45	31	2.3	0.2	0.0	0.4	0.1	0.0
Architectural services.....	45	3101	2.3	0.2	0.0	0.4	0.1	0.0
Architectural services.....	45	310101	2.3	0.2	0.0	0.4	0.1	0.0
Engineering services.....	45	32	2.6	0.0	0.1	-0.3	0.0	0.0
Engineering services.....	45	3201	2.6	0.0	0.1	-0.3	0.0	0.0
Engineering services.....	45	320101	2.6	0.0	0.1	-0.3	0.0	0.0
Management, scientific, and technical consulting services.....	45	4	-0.5	0.6	2.9	-4.1	0.1	0.1
Management consulting services.....	45	41	-0.5	0.6	2.9	-4.1	0.1	0.1
Administrative and general management consulting services.....	45	4101	-2.0	1.5	4.7	-6.3	0.1	0.0
Administrative and general management consulting services.....	45	410101	-2.0	1.5	4.7	-6.3	0.1	0.0
Human resources consulting services.....	45	4102	1.5	-1.6	-1.2	0.3	0.5	0.2
Human resources consulting services.....	45	410201	1.5	-1.6	-1.2	0.3	0.5	0.2
Marketing consulting services.....	45	4103	0.1	0.0	0.0	0.0	0.0	0.0
Marketing consulting services.....	45	410301	0.1	0.0	0.0	0.0	0.0	0.0
Process, physical distribution, and logistics consulting services.....	45	4104	7.3	-2.0	0.8	-0.8	0.2	0.4
Process, physical distribution, and logistics consulting services.....	45	410401	7.3	-2.0	0.8	-0.8	0.2	0.4
Advertising and related services (partial).....	45	5	0.4	0.6	-0.3	0.0	0.1	-0.3

See footnotes at end of table.

Table 7. Producer price index percentage changes for commodity and service groupings and individual items, not seasonally adjusted — Continued
 [September 2024]

Title	Commodity code		Unadjusted 12-month percent change ¹	Unadjusted 1-month percent change ¹				
	Group code	Item code		Sept. 2023 to Sept. 2024 ^P	Apr. to May	May to June ^P	June to July ^P	July to Aug. ^P
Advertising agency services.....	45	51	0.4	0.6	-0.3	0.0	0.1	-0.3
Advertising agency services.....	45	5101	0.4	0.6	-0.3	0.0	0.1	-0.3
Advertising agency services.....	45	510101	0.4	0.6	-0.3	0.0	0.1	-0.3
Information technology (IT) technical support and consulting services (partial).....	45	6	21.9	-1.0	-1.1	9.0	-1.1	-0.5
Information technology (IT) technical support and consulting services (partial).....	45	61	21.9	-1.0	-1.1	9.0	-1.1	-0.5
Information technology (IT) technical support and consulting services (partial).....	45	6101	21.9	-1.0	-1.1	9.0	-1.1	-0.5
Information technology (IT) technical support and consulting services (partial).....	45	610101	21.9	-1.0	-1.1	9.0	-1.1	-0.5
Employment services.....	46	—	2.4	0.0	-0.3	0.7	-0.6	2.5
Permanent placement services.....	46	1	-3.1	1.2	0.2	0.5	-0.4	0.1
Permanent placement services.....	46	11	-3.1	1.2	0.2	0.5	-0.4	0.1
Employment placement services.....	46	1101	-3.1	1.2	0.2	0.5	-0.4	0.1
Employment placement services.....	46	110101	-3.1	1.2	0.2	0.5	-0.4	0.1
Executive search services.....	46	2	1.0	-1.6	2.7	-2.2	2.4	-1.7
Executive search services.....	46	21	1.0	-1.6	2.7	-2.2	2.4	-1.7
Executive search services.....	46	2101	1.0	-1.6	2.7	-2.2	2.4	-1.7
Executive search services.....	46	210101	1.0	-1.6	2.7	-2.2	2.4	-1.7
Staffing services.....	46	3	2.6	0.0	-0.4	0.7	-0.6	2.7
Temporary help services.....	46	31	1.8	0.0	-0.6	1.3	-1.1	1.8
Temporary help services.....	46	3101	1.8	0.0	-0.6	1.3	-1.1	1.8
Temporary help services.....	46	310101	1.8	0.0	-0.6	1.3	-1.1	1.8
Co-employment staffing services.....	46	32	3.6	0.0	0.0	0.0	0.0	3.9
Co-employment staffing services.....	46	3201	3.6	0.0	0.0	0.0	0.0	3.9
Co-employment staffing services.....	46	320101	3.6	0.0	0.0	0.0	0.0	3.9
Travel arrangement services (partial).....	47	—	-1.8	0.2	-0.6	2.1	0.0	0.0
Arrangement of flights (partial).....	47	1	-8.2	0.0	-1.1	3.7	-0.1	-0.7
Arrangement of international flights.....	47	11	-0.4	-0.1	-2.0	4.5	-0.3	-1.2
Arrangement of international flights.....	47	1101	-0.4	-0.1	-2.0	4.5	-0.3	-1.2
Arrangement of international flights.....	47	110101	-0.4	-0.1	-2.0	4.5	-0.3	-1.2
Arrangement of domestic flights.....	47	12	-19.2	0.1	0.6	2.4	0.3	0.2
Arrangement of domestic flights (partial).....	47	1201	-19.2	0.1	0.6	2.4	0.3	0.2
Arrangement of domestic flights.....	47	120101	-19.2	0.1	0.6	2.4	0.3	0.2
Arrangement of vehicle rentals and lodging.....	47	2	13.1	0.0	0.0	3.7	-0.1	0.0
Arrangement of vehicle rentals and lodging.....	47	21	13.1	0.0	0.0	3.7	-0.1	0.0
Arrangement of vehicle rentals and lodging (partial).....	47	2101	13.1	0.0	0.0	3.7	-0.1	0.0
Arrangement of vehicle rentals and lodging.....	47	210101	13.1	0.0	0.0	3.7	-0.1	0.0
Arrangement of cruises and tours.....	47	3	-0.4	0.9	-0.9	0.1	0.2	1.2
Arrangement of cruises and tours.....	47	31	-0.4	0.9	-0.9	0.1	0.2	1.2
Arrangement of cruises and tours.....	47	3101	-0.4	0.9	-0.9	0.1	0.2	1.2
Arrangement of cruises and tours.....	47	310101	-0.4	0.9	-0.9	0.1	0.2	1.2
Other travel arrangements (partial).....	47	4	0.3	0.0	0.0	0.3	0.0	0.0
Other travel arrangements (partial).....	47	41	0.3	0.0	0.0	0.3	0.0	0.0
Other travel arrangements (partial).....	47	4101	0.3	0.0	0.0	0.3	0.0	0.0
Other travel arrangements (partial).....	47	410101	0.3	0.0	0.0	0.3	0.0	0.0
Selected security services (partial).....	48	—	7.5	-0.1	0.4	0.2	0.0	0.4
Security guard services.....	48	1	7.5	-0.1	0.4	0.2	0.0	0.4
Security guard services.....	48	11	7.5	-0.1	0.4	0.2	0.0	0.4
Security guard services.....	48	1101	7.5	-0.1	0.4	0.2	0.0	0.4
Security guard services.....	48	110101	7.5	-0.1	0.4	0.2	0.0	0.4
Cleaning and building maintenance services (partial).....	49	—	5.5	1.6	0.1	0.2	0.0	0.0
Janitorial services.....	49	1	5.5	1.6	0.1	0.2	0.0	0.0
Janitorial services.....	49	11	5.5	1.6	0.1	0.2	0.0	0.0
Janitorial services.....	49	1101	5.5	1.6	0.1	0.2	0.0	0.0
Janitorial services.....	49	110101	5.5	1.6	0.1	0.2	0.0	0.0

See footnotes at end of table.

Table 7. Producer price index percentage changes for commodity and service groupings and individual items, not seasonally adjusted — Continued
 [September 2024]

Title	Commodity code		Unadjusted 12-month percent change ¹	Unadjusted 1-month percent change ¹				
	Group code	Item code	Sept. 2023 to Sept. 2024 ^P	Apr. to May	May to June ^P	June to July ^P	July to Aug. ^P	Aug. to Sept. ^P
Waste collection and remediation services (partial).....	50	—	4.6	1.5	-0.4	-0.4	-0.3	1.2
Waste collection.....	50	1	4.6	1.5	-0.4	-0.4	-0.3	1.2
Solid waste collection.....	50	11	4.6	1.5	-0.4	-0.4	-0.3	1.2
Solid waste collection.....	50	1101	4.6	1.5	-0.4	-0.4	-0.3	1.2
Solid waste collection.....	50	110101	4.6	1.5	-0.4	-0.4	-0.3	1.2
Health care services.....	51	—	3.3	0.3	0.1	0.3	0.4	0.1
Outpatient care (partial).....	51	1	2.7	0.3	0.1	0.1	0.3	0.1
Outpatient care (partial).....	51	11	2.7	0.3	0.1	0.1	0.3	0.1
Physician care.....	51	1101	1.6	0.2	0.1	0.0	0.0	0.0
Medicare patients: physician care.....	51	110102	-0.7	0.0	0.0	0.1	0.0	0.0
Medicaid patients: physician care.....	51	110103	12.4	1.2	0.0	-0.1	0.0	0.0
Private insurance patients: physician care.....	51	110104	0.5	0.1	0.2	-0.1	0.0	0.0
All other patients: physician care.....	51	110105	-0.5	-0.3	0.0	0.0	0.0	0.3
Medical laboratory and diagnostic imaging center care.....	51	1102	0.2	0.0	0.0	0.0	-0.1	0.0
Medical laboratory care.....	51	110201	0.0	0.0	0.0	0.0	-0.1	0.0
Medicare patients: medical laboratory care.....	51	1102011	0.3	0.0	0.0	0.0	0.0	0.0
Medicaid patients: medical laboratory care.....	51	1102012	-0.3	0.0	0.0	0.0	0.0	0.0
Private insurance patients: medical laboratory care.....	51	1102013	0.0	0.0	0.0	0.0	0.0	0.0
All other patients: medical laboratory care.....	51	1102014	-0.1	0.0	0.0	0.0	-0.6	0.0
Diagnostic imaging center care.....	51	110202	0.8	0.0	0.0	0.0	0.0	0.0
Medicare and Medicaid patients: diagnostic imaging center care.....	51	1102021	-0.5	0.0	0.0	0.0	0.0	0.0
Private insurance and all other patients: diagnostic imaging center care.....	51	1102024	1.2	0.0	0.0	0.0	0.0	0.0
Home health and hospice care.....	51	1103	1.4	0.1	0.0	0.2	0.0	0.1
Home health and hospice care.....	51	110301	1.4	0.1	0.0	0.2	0.0	0.1
Medicare and Medicaid patients: home health and hospice care.....	51	11030101	1.4	0.1	0.0	0.3	0.0	0.1
Medicare patients: home health and hospice care.....	51	110301011	1.1	0.0	0.0	0.0	0.0	0.0
Medicaid patients: home health and hospice care.....	51	110301012	1.7	0.1	0.0	0.5	0.0	0.2
Private insurance and all other patients: home health and hospice care.....	51	11030102	0.7	0.0	0.1	0.0	0.0	0.0
Private insurance patients: home health and hospice care.....	51	110301021	0.0	0.0	0.0	0.0	0.0	0.0
All other patients: home health and hospice care.....	51	110301022	0.8	0.0	0.1	0.0	0.0	0.0
Hospital outpatient care.....	51	1104	3.7	0.3	0.1	0.2	0.7	0.1
Hospital outpatient care.....	51	110401	3.7	0.3	0.1	0.2	0.7	0.1
Hospital outpatient care, general medical & surgical hospitals.....	51	1104011	3.7	0.3	0.0	0.1	0.7	0.2
Medicare patients: hospital outpatient care, general medical and surgical hospitals.....	51	11040111	1.9	0.0	-0.3	0.0	0.1	0.0
Medicaid patients: hospital outpatient care, general medical and surgical hospitals.....	51	11040112	0.0	0.0	-0.4	0.3	0.0	0.0
Private insurance and all other patients: outpatient care, gen. medical and surgical hospitals.....	51	11040113	4.9	0.5	0.2	0.1	1.1	0.3
Dental care.....	51	1105	4.4	0.5	0.1	0.0	0.0	0.0
Private insurance patients: dental care.....	51	110502	6.3	0.9	0.2	0.0	0.0	0.0
Private insurance patients: dental visits and consultations.....	51	1105021	4.6	2.3	0.6	0.0	0.0	0.0
Private insurance patients: dental surgical intervention services.....	51	1105022	1.5	0.0	0.0	0.0	0.0	0.0
Private insurance patients: dental non-surgical intervention services.....	51	1105023	9.0	0.1	-0.1	0.0	0.0	0.0
Medicare, Medicaid and all other patients: dental care.....	51	110503	2.0	0.0	0.0	0.0	0.0	0.0
Medicare, Medicaid and all other patients: dental visits and consultations.....	51	1105031	0.8	0.1	0.1	0.0	0.0	0.0
Medicare, Medicaid and all other patients: dental surgical intervention services.....	51	1105032	5.4	0.0	0.0	0.0	0.0	0.0
Medicare and Medicaid and all other patients: dental non-surgical intervention services.....	51	1105033	1.9	0.0	0.0	0.0	0.0	0.0
Inpatient care.....	51	2	4.5	0.3	0.2	0.7	0.5	0.1
Inpatient care.....	51	21	4.5	0.3	0.2	0.7	0.5	0.1
Hospital inpatient care.....	51	2101	4.5	0.4	0.3	0.3	0.4	0.1
Hospital inpatient care.....	51	210101	4.5	0.4	0.3	0.3	0.4	0.1
Hospital inpatient care, general medical and surgical hospitals.....	51	2101011	4.6	0.5	0.3	0.4	0.5	0.1
Medicare patients: hospital inpatient care, general medical and surgical hospitals.....	51	21010111	3.3	0.0	0.0	0.0	0.0	0.0
Medicaid patients: hospital inpatient care, general medical and surgical hospitals.....	51	21010112	5.5	0.0	0.0	0.4	0.0	0.0
Private insur. & all other patients: hospital inpatient, general medical and surgical hospitals.....	51	21010113	5.3	1.0	0.5	0.7	0.9	0.2
Private insurance patients: hospital inpatient care, general medical and surgical hospitals.....	51	210101131	6.4	1.1	0.6	0.7	1.0	0.2

See footnotes at end of table.

Table 7. Producer price index percentage changes for commodity and service groupings and individual items, not seasonally adjusted — Continued
 [September 2024]

Title	Commodity code		Unadjusted 12-month percent change ¹	Unadjusted 1-month percent change ¹				
	Group code	Item code	Sept. 2023 to Sept. 2024 ^P	Apr. to May	May to June ^P	June to July ^P	July to Aug. ^P	Aug. to Sept. ^P
All other patients: hospital inpatient care, general medical and surgical hospitals.....	51	210101132	-2.9	0.0	0.0	0.0	0.0	0.0
Hospital inpatient care, psychiatric & substance abuse hospitals. . . .	51	2101012	0.3	0.0	0.0	-0.1	0.7	0.0
Hospital inpatient care, specialty hospitals.....	51	2101013	5.3	-0.4	0.1	-1.0	-0.6	0.0
Medicare patients: hospital inpatient care, specialty hospitals.	51	21010131	0.1	0.0	0.4	-1.0	-1.1	0.0
Medicaid patients: hospital inpatient care, specialty hospitals.....	51	21010132	35.1	-0.7	-2.7	0.4	-1.5	0.0
Private insurance and all other patients: hospital inpatient care, specialty hospitals.....	51	21010133	0.9	-0.7	1.0	-1.4	0.3	0.0
Nursing home care.....	51	2102	3.3	0.0	-0.1	1.6	0.8	0.0
Nursing home care.....	51	210201	3.3	0.0	-0.1	1.6	0.8	0.0
Medicare and Medicaid patients: Nursing home care.....	51	21020101	5.1	0.0	0.0	2.2	0.1	0.1
Medicaid patients: Nursing home care.....	51	210201011	6.5	0.0	0.0	3.5	0.2	0.1
Medicare patients: Nursing home care.....	51	210201012	2.9	0.0	0.0	0.0	0.0	0.0
Private insurance and all other patients: Nursing home care.	51	21020102	1.2	0.1	-0.3	1.0	1.7	0.0
Private insurance patients: Nursing home care.....	51	210201021	-13.6	0.0	0.0	1.9	0.0	0.0
All other patients: Nursing home care.....	51	210201022	4.2	0.1	-0.3	0.9	2.0	0.0
Intellectual and developmental disability center care.....	51	2103	9.3	-0.2	0.0	2.3	-0.1	0.0
Intellectual and developmental disability center care.....	51	210301	9.3	-0.2	0.0	2.3	-0.1	0.0
Medicaid patients: Intellectual and developmental disability center care.....	51	21030101	8.0	-0.2	0.0	1.7	-0.1	0.0
Medicare, private ins. & all other patients: Intellectual & develop. disability center care.....	51	21030102	14.4	0.0	0.0	4.4	0.0	0.0
Sales of blood and blood products, organs, and tissues.....	51	3	4.5	-0.2	0.1	0.7	0.3	0.3
Sales of blood and blood products, organs, and tissues.....	51	31	4.5	-0.2	0.1	0.7	0.3	0.3
Sales of blood and blood products, organs, and tissues.....	51	3101	4.5	-0.2	0.1	0.7	0.3	0.3
Sales of blood and blood products, organs, and tissues.....	51	310101	4.5	-0.2	0.1	0.7	0.3	0.3
Accommodation services.....	53	—	2.1	1.6	5.7	-2.7	-0.5	-1.0
Traveler accommodation services.....	53	1	2.1	1.6	5.7	-2.7	-0.5	-1.0
Traveler accommodation services.....	53	11	2.1	1.6	5.7	-2.7	-0.5	-1.0
Guestroom or unit rental.....	53	1101	1.7	1.7	6.0	-3.0	-0.4	-1.2
Guestroom or unit rental.....	53	110101	1.7	1.7	6.0	-3.0	-0.4	-1.2
Other traveler accommodation services.....	53	1102	6.9	0.3	1.6	0.9	-1.1	1.7
Other traveler accommodation services.....	53	110201	6.9	0.3	1.6	0.9	-1.1	1.7
Food and beverage for immediate consumption services (partial).....	54	—	3.5	-0.6	0.5	0.2	-0.4	0.5
Food and beverage for immediate consumption services (partial).....	54	1	3.5	-0.6	0.5	0.2	-0.4	0.5
Food and nonalcoholic beverages for immediate consumption (partial).....	54	11	3.2	-0.8	0.6	0.2	-0.4	0.6
Food and nonalcoholic beverages for immediate consumption (partial).....	54	1101	3.2	-0.8	0.6	0.2	-0.4	0.6
Food and nonalcoholic beverages for immediate consumption (partial).....	54	110101	3.2	-0.8	0.6	0.2	-0.4	0.6
Alcoholic beverages for immediate consumption (partial).....	54	12	5.0	0.0	0.0	0.0	-0.1	0.4
Alcoholic beverages for immediate consumption (partial).....	54	1201	5.0	0.0	0.0	0.0	-0.1	0.4
Alcoholic beverages for immediate consumption (partial).....	54	120101	5.0	0.0	0.0	0.0	-0.1	0.4
Repair and maintenance services (partial).....	55	—	6.0	0.7	0.4	0.2	0.8	0.1
Commercial and industrial machinery and equipment repair and maintenance.....	55	1	6.6	0.9	0.7	0.1	1.2	0.0
Commercial and industrial machinery and equipment repair and maintenance.....	55	11	6.6	0.9	0.7	0.1	1.2	0.0
Commercial machinery repair and maintenance.....	55	1101	6.6	0.9	0.7	0.1	1.2	0.0
Commercial machinery repair and maintenance.....	55	110101	6.6	0.9	0.7	0.1	1.2	0.0
Motor vehicle repair and maintenance (partial).....	55	2	5.5	0.4	0.2	0.4	0.7	0.2
Motor vehicle repair and maintenance (partial).....	55	21	5.5	0.4	0.2	0.4	0.7	0.2
Motor vehicle repair and maintenance (partial).....	55	2101	5.5	0.4	0.2	0.4	0.7	0.2
Motor vehicle repair and maintenance (partial).....	55	210101	5.5	0.4	0.2	0.4	0.7	0.2
Ship repair and maintenance.....	55	3	6.2	1.6	0.0	0.0	0.0	0.3
Ship repair and maintenance.....	55	31	6.2	1.6	0.0	0.0	0.0	0.3
Ship repair, military.....	55	3101	2.1	0.6	0.0	0.0	0.0	0.1
Ship repair, military.....	55	310101	2.1	0.6	0.0	0.0	0.0	0.1
Ship repair, nonmilitary.....	55	3102	12.0	2.8	0.1	0.0	0.0	0.4
Ship repair, nonmilitary.....	55	310201	12.0	2.8	0.1	0.0	0.0	0.4
Aircraft repair and maintenance.....	55	4	5.6	0.4	0.0	0.0	0.0	0.0
Aircraft repair and maintenance.....	55	41	5.6	0.4	0.0	0.0	0.0	0.0
Aircraft repair and maintenance.....	55	4101	5.6	0.4	0.0	0.0	0.0	0.0

See footnotes at end of table.

Table 7. Producer price index percentage changes for commodity and service groupings and individual items, not seasonally adjusted — Continued
 [September 2024]

Title	Commodity code		Unadjusted 12-month percent change ¹	Unadjusted 1-month percent change ¹				
	Group code	Item code		Sept. 2023 to Sept. 2024 ^P	Apr. to May	May to June ^P	June to July ^P	July to Aug. ^P
Aircraft repair and maintenance.....	55	410101	5.6	0.4	0.0	0.0	0.0	0.0
Entertainment services (partial).....	56	—	2.8	-0.9	-1.8	0.5	-1.1	1.5
Membership dues and admissions and recreation facility use fees (partial)....	56	1	3.4	-2.3	-3.1	2.0	-2.6	2.3
Membership dues and admissions and recreation facility use fees (partial)...	56	11	3.4	-2.3	-3.1	2.0	-2.6	2.3
Membership dues.....	56	1101	4.1	0.0	-5.0	3.2	-2.6	3.5
Membership dues, golf courses and country clubs.....	56	110101	5.9	0.0	0.5	0.9	-0.1	0.0
Membership dues, fitness and recreational sports centers.....	56	110102	2.8	0.0	-8.8	4.9	-4.4	6.2
Admissions and recreational facilities use fees (partial).....	56	1102	2.2	-6.1	0.3	0.0	-2.6	0.2
Admissions and recreational facilities use fees, golf courses and country clubs.....	56	110201	5.0	-17.4	6.8	0.6	0.0	0.0
Admissions and recreational facilities use fees, fitness and recreational sports centers.....	56	110202	0.9	0.0	0.0	0.0	0.0	0.0
Admissions and recreational facilities use fees, amusement and theme parks.....	56	110203	1.4	-2.3	-2.7	-0.3	-5.0	0.3
Recreational activity instruction fees (partial).....	56	2	7.2	0.0	6.6	0.0	0.0	0.0
Recreational activity instruction fees (partial).....	56	21	7.2	0.0	6.6	0.0	0.0	0.0
Recreational activity instruction fees (partial).....	56	2101	7.2	0.0	6.6	0.0	0.0	0.0
Recreational activity instruction fees (partial).....	56	210101	7.2	0.0	6.6	0.0	0.0	0.0
Gaming receipts (partial).....	56	3	1.4	1.4	-0.7	-1.7	1.0	0.6
Gaming receipts (partial).....	56	31	1.4	1.4	-0.7	-1.7	1.0	0.6
Gaming receipts (partial).....	56	3101	1.4	1.4	-0.7	-1.7	1.0	0.6
Gaming receipts (partial).....	56	310101	1.4	1.4	-0.7	-1.7	1.0	0.6
Wholesale trade services.....	57	—	4.5	-0.2	2.3	-1.1	0.4	0.1
Machinery and equipment and parts and supplies wholesaling.....	57	1	7.2	-2.3	1.7	-1.4	2.7	-0.4
Machinery and equipment and parts and supplies wholesaling.....	57	11	7.2	-2.3	1.7	-1.4	2.7	-0.4
Parts and supplies for machinery and equipment wholesaling.....	57	1102	5.4	0.3	-3.4	4.9	0.0	-0.2
Parts and supplies for machinery and equipment wholesaling.....	57	110201	5.4	0.3	-3.4	4.9	0.0	-0.2
Machinery and vehicle wholesaling.....	57	1103	11.0	-3.6	5.4	-6.3	4.2	1.0
Machinery and vehicle wholesaling.....	57	110301	11.0	-3.6	5.4	-6.3	4.2	1.0
Professional and commercial equipment wholesaling.....	57	1104	-2.0	-4.1	1.2	1.7	4.5	-6.3
Professional and commercial equipment wholesaling.....	57	110401	-2.0	-4.1	1.2	1.7	4.5	-6.3
Furnishings wholesaling.....	57	2	0.9	-0.7	0.9	0.1	0.4	0.0
Furnishings wholesaling.....	57	21	0.9	-0.7	0.9	0.1	0.4	0.0
Furnishings wholesaling.....	57	2101	0.9	-0.7	0.9	0.1	0.4	0.0
Furnishings wholesaling.....	57	210101	0.9	-0.7	0.9	0.1	0.4	0.0
Building materials, paint, and hardware wholesaling.....	57	3	0.8	-0.5	1.9	2.1	1.6	-0.4
Building materials, paint, and hardware wholesaling.....	57	31	0.8	-0.5	1.9	2.1	1.6	-0.4
Building materials, paint, and hardware wholesaling.....	57	3101	0.8	-0.5	1.9	2.1	1.6	-0.4
Building materials, paint, and hardware wholesaling.....	57	310101	0.8	-0.5	1.9	2.1	1.6	-0.4
Metals, minerals, and ores wholesaling.....	57	4	0.1	-2.0	-2.8	-0.3	-0.7	1.5
Metals, minerals, and ores wholesaling.....	57	41	0.1	-2.0	-2.8	-0.3	-0.7	1.5
Metals, minerals, and ores wholesaling.....	57	4101	0.1	-2.0	-2.8	-0.3	-0.7	1.5
Metals, minerals, and ores wholesaling.....	57	410101	0.1	-2.0	-2.8	-0.3	-0.7	1.5
Chemicals and allied products wholesaling.....	57	5	7.4	2.0	-0.4	0.2	1.7	0.1
Chemicals and allied products wholesaling.....	57	51	7.4	2.0	-0.4	0.2	1.7	0.1
Chemicals and allied products wholesaling.....	57	5101	7.4	2.0	-0.4	0.2	1.7	0.1
Chemicals and allied products wholesaling.....	57	510101	7.4	2.0	-0.4	0.2	1.7	0.1
Paper and plastics products wholesaling.....	57	6	-3.4	-0.9	-0.3	1.1	-0.6	-0.2
Paper and plastics products wholesaling.....	57	61	-3.4	-0.9	-0.3	1.1	-0.6	-0.2
Paper and plastics products wholesaling.....	57	6101	-3.4	-0.9	-0.3	1.1	-0.6	-0.2
Paper and plastics products wholesaling.....	57	610101	-3.4	-0.9	-0.3	1.1	-0.6	-0.2
Apparel wholesaling.....	57	7	-1.9	0.5	0.7	0.0	-1.3	6.5
Apparel wholesaling.....	57	71	-1.9	0.5	0.7	0.0	-1.3	6.5
Apparel wholesaling.....	57	7101	-1.9	0.5	0.7	0.0	-1.3	6.5
Apparel wholesaling.....	57	710101	-1.9	0.5	0.7	0.0	-1.3	6.5
Food and alcohol wholesaling.....	57	8	6.7	-0.2	1.1	-1.3	-1.5	0.9
Food and alcohol wholesaling.....	57	81	6.7	-0.2	1.1	-1.3	-1.5	0.9
Food wholesaling.....	57	8101	6.9	-0.1	1.3	-1.6	-1.5	1.0

See footnotes at end of table.

Table 7. Producer price index percentage changes for commodity and service groupings and individual items, not seasonally adjusted — Continued
[September 2024]

Title	Commodity code		Unadjusted 12-month percent change ¹	Unadjusted 1-month percent change ¹				
	Group code	Item code		Sept. 2023 to Sept. 2024 ^P	Apr. to May	May to June ^P	June to July ^P	July to Aug. ^P
Food wholesaling.....	57	810101	6.9	-0.1	1.3	-1.6	-1.5	1.0
Alcohol wholesaling.....	57	8102	4.7	-0.7	-0.4	1.0	-1.6	0.5
Alcohol wholesaling.....	57	810201	4.7	-0.7	-0.4	1.0	-1.6	0.5
Other commodities wholesaling.....	57	9	1.3	2.3	6.8	-2.4	-2.3	-0.3
Other commodities wholesaling.....	57	91	1.3	2.3	6.8	-2.4	-2.3	-0.3
Other commodities wholesaling.....	57	9101	1.3	2.3	6.8	-2.4	-2.3	-0.3
Other commodities wholesaling.....	57	910101	1.3	2.3	6.8	-2.4	-2.3	-0.3
Retail trade services.....	58	—	-1.9	1.6	0.1	-1.9	1.4	0.9
Food and alcohol retailing.....	58	1	-0.7	1.6	-0.6	-2.1	-1.1	-0.4
Food and alcohol retailing.....	58	11	-0.7	1.6	-0.6	-2.1	-1.1	-0.4
Food retailing.....	58	1102	-0.4	1.5	-0.5	-2.1	-0.9	-0.5
Food retailing.....	58	110201	-0.4	1.5	-0.5	-2.1	-0.9	-0.5
Alcohol retailing.....	58	1103	-2.6	2.2	-1.2	-2.3	-2.4	0.0
Alcohol retailing.....	58	110301	-2.6	2.2	-1.2	-2.3	-2.4	0.0
Health and beauty care retailing, including optical goods.....	58	2	2.7	1.5	0.7	-0.2	-0.6	0.6
Health and beauty care retailing, including optical goods.....	58	21	2.7	1.5	0.7	-0.2	-0.6	0.6
Health and beauty care retailing, including optical goods.....	58	2101	2.7	1.5	0.7	-0.2	-0.6	0.6
Health and beauty care retailing, including optical goods.....	58	210101	2.7	1.5	0.7	-0.2	-0.6	0.6
Apparel, jewelry, footwear, and accessories retailing.....	58	3	-4.0	-1.7	-2.1	-5.8	4.3	2.5
Apparel, jewelry, footwear, and accessories retailing.....	58	31	-4.0	-1.7	-2.1	-5.8	4.3	2.5
Apparel, footwear, and accessories retailing.....	58	3101	-5.6	-2.1	-3.0	-6.1	5.1	3.0
Apparel, footwear, and accessories retailing.....	58	310101	-5.6	-2.1	-3.0	-6.1	5.1	3.0
Jewelry retailing.....	58	3102	7.2	0.3	2.9	-4.4	0.2	-0.4
Jewelry retailing.....	58	310201	7.2	0.3	2.9	-4.4	0.2	-0.4
Computer hardware, software, and supplies retailing.....	58	4	14.2	5.5	20.7	10.3	8.5	3.1
Computer hardware, software, and supplies retailing.....	58	41	14.2	5.5	20.7	10.3	8.5	3.1
Computer hardware, software, and supplies retailing.....	58	4101	14.2	5.5	20.7	10.3	8.5	3.1
Computer hardware, software, and supplies retailing.....	58	410101	14.2	5.5	20.7	10.3	8.5	3.1
TV, video, and photographic equipment and supplies retailing.....	58	5	-7.8	0.4	0.4	0.7	-1.7	-3.0
TV, video, and photographic equipment and supplies retailing.....	58	51	-7.8	0.4	0.4	0.7	-1.7	-3.0
TV, video, and photographic equipment and supplies retailing.....	58	5101	-7.8	0.4	0.4	0.7	-1.7	-3.0
TV, video, and photographic equipment and supplies retailing.....	58	510101	-7.8	0.4	0.4	0.7	-1.7	-3.0
Automobiles and automobile parts retailing.....	58	6	-24.3	2.5	-1.7	-3.2	-1.2	2.1
Automobiles and automobile parts retailing.....	58	61	-24.3	2.5	-1.7	-3.2	-1.2	2.1
Automobile retailing (Partial).....	58	6101	-34.1	3.3	-4.0	-5.1	-2.6	3.1
Automobile retailing (Partial).....	58	610101	-34.1	3.3	-4.0	-5.1	-2.6	3.1
Automotive parts, including tires, retailing.....	58	6102	2.1	0.8	2.9	0.4	1.4	0.3
Automotive parts, including tires, retailing.....	58	610201	2.1	0.8	2.9	0.4	1.4	0.3
RVs, trailers, and campers retailing.....	58	8	6.4	26.2	-16.2	9.6	-1.5	-2.7
RVs, trailers, and campers retailing.....	58	81	6.4	26.2	-16.2	9.6	-1.5	-2.7
RVs, trailers, and campers retailing.....	58	8101	6.4	26.2	-16.2	9.6	-1.5	-2.7
RVs, trailers, and campers retailing.....	58	810101	6.4	26.2	-16.2	9.6	-1.5	-2.7
Sporting goods, including boats, retailing.....	58	9	-2.8	-2.5	1.2	-6.1	7.0	-7.4
Sporting goods, including boats, retailing.....	58	91	-2.8	-2.5	1.2	-6.1	7.0	-7.4
Sporting goods, including boats, retailing.....	58	9101	-2.8	-2.5	1.2	-6.1	7.0	-7.4
Sporting goods, including boats, retailing.....	58	910101	-2.8	-2.5	1.2	-6.1	7.0	-7.4
Lawn, garden, and farm equipment and supplies retailing.....	58	A	1.0	0.7	0.4	-0.2	1.7	0.1
Lawn, garden, and farm equipment and supplies retailing.....	58	A1	1.0	0.7	0.4	-0.2	1.7	0.1
Lawn, garden, and farm equipment and supplies retailing.....	58	A101	1.0	0.7	0.4	-0.2	1.7	0.1
Lawn, garden, and farm equipment and supplies retailing.....	58	A10101	1.0	0.7	0.4	-0.2	1.7	0.1
Furniture retailing.....	58	B	-0.7	-1.8	1.0	0.0	2.5	6.1
Furniture retailing.....	58	B1	-0.7	-1.8	1.0	0.0	2.5	6.1
Furniture retailing.....	58	B101	-0.7	-1.8	1.0	0.0	2.5	6.1
Furniture retailing.....	58	B10101	-0.7	-1.8	1.0	0.0	2.5	6.1
Flooring and floor coverings retailing.....	58	C	6.7	3.9	1.2	-1.5	0.7	0.6
Flooring and floor coverings retailing.....	58	C1	6.7	3.9	1.2	-1.5	0.7	0.6
Flooring and floor coverings retailing.....	58	C101	6.7	3.9	1.2	-1.5	0.7	0.6

See footnotes at end of table.

Table 7. Producer price index percentage changes for commodity and service groupings and individual items, not seasonally adjusted — Continued
[September 2024]

Title	Commodity code		Unadjusted 12-month percent change ¹	Unadjusted 1-month percent change ¹				
	Group code	Item code		Sept. 2023 to Sept. 2024 ^P	Apr. to May	May to June ^P	June to July ^P	July to Aug. ^P
Flooring and floor coverings retailing.....	58	C10101	6.7	3.9	1.2	-1.5	0.7	0.6
Hardware and building materials and supplies retailing.....	58	D	-0.2	-3.7	0.4	-0.6	0.6	-1.8
Hardware and building materials and supplies retailing.....	58	D1	-0.2	-3.7	0.4	-0.6	0.6	-1.8
Hardware and building materials and supplies retailing.....	58	D101	-0.2	-3.7	0.4	-0.6	0.6	-1.8
Hardware and building materials and supplies retailing.....	58	D10101	-0.2	-3.7	0.4	-0.6	0.6	-1.8
Major household appliance retailing.....	58	E	-0.6	1.2	0.8	-1.4	-4.7	9.3
Major household appliance retailing.....	58	E1	-0.6	1.2	0.8	-1.4	-4.7	9.3
Major household appliance retailing.....	58	E101	-0.6	1.2	0.8	-1.4	-4.7	9.3
Major household appliance retailing.....	58	E10101	-0.6	1.2	0.8	-1.4	-4.7	9.3
Fuels and lubricants retailing.....	58	F	27.5	13.0	4.0	-5.2	15.1	0.2
Fuels and lubricants retailing.....	58	F1	27.5	13.0	4.0	-5.2	15.1	0.2
Automotive fuels and lubricants retailing.....	58	F101	27.5	15.7	6.2	-5.9	18.0	0.2
Automotive fuels and lubricants retailing.....	58	F10101	27.5	15.7	6.2	-5.9	18.0	0.2
Household fuels retailing.....	58	F102	27.5	1.7	-6.6	-0.9	0.1	0.4
Household fuels retailing.....	58	F10201	27.5	1.7	-6.6	-0.9	0.1	0.4
Cleaning supplies and paper products retailing.....	58	G	2.2	1.7	0.5	-1.2	-0.1	2.7
Cleaning supplies and paper products retailing.....	58	G1	2.2	1.7	0.5	-1.2	-0.1	2.7
Cleaning supplies and paper products retailing.....	58	G101	2.2	1.7	0.5	-1.2	-0.1	2.7
Cleaning supplies and paper products retailing.....	58	G10101	2.2	1.7	0.5	-1.2	-0.1	2.7
Book retailing.....	58	H	1.7	-0.3	2.9	1.7	-2.9	1.6
Book retailing.....	58	H1	1.7	-0.3	2.9	1.7	-2.9	1.6
Book retailing.....	58	H101	1.7	-0.3	2.9	1.7	-2.9	1.6
Book retailing.....	58	H10101	1.7	-0.3	2.9	1.7	-2.9	1.6
Other merchandise retailing (partial).....	58	I	5.3	1.8	-0.6	-0.5	-0.4	1.3
Other merchandise retailing (partial).....	58	I1	5.3	1.8	-0.6	-0.5	-0.4	1.3
Other merchandise retailing (partial).....	58	I101	5.3	1.8	-0.6	-0.5	-0.4	1.3
Other merchandise retailing (partial).....	58	I10101	5.3	1.8	-0.6	-0.5	-0.4	1.3
Metal treatment services.....	59	—	2.2	-0.1	-0.2	0.0	-0.4	0.1
Metal treatment services.....	59	1	2.2	-0.1	-0.2	0.0	-0.4	0.1
Metal treatment services.....	59	11	2.2	-0.1	-0.2	0.0	-0.4	0.1
Metal plating and polishing.....	59	1101	-0.8	1.2	-0.6	0.9	-1.5	0.0
Metal plating and polishing.....	59	110111	-0.8	1.2	-0.6	0.9	-1.5	0.0
Metal coating and allied services.....	59	1102	0.9	-0.3	0.2	-0.3	0.0	0.2
Metal coating and allied services.....	59	110222	0.9	-0.3	0.2	-0.3	0.0	0.2
Metal heat treating.....	59	1103	10.1	-1.4	-0.7	-0.7	0.0	0.0
Metal heat treating.....	59	110349	10.1	-1.4	-0.7	-0.7	0.0	0.0
Mining services.....	60	—	2.9	0.0	-1.0	0.3	1.2	0.3
Mining services.....	60	1	2.9	0.0	-1.0	0.3	1.2	0.3
Mining services.....	60	11	2.9	0.0	-1.0	0.3	1.2	0.3
Support activities for coal mining.....	60	1102	2.3	-0.1	0.3	0.8	-0.1	0.0
Support activities for coal mining.....	60	110201	2.3	-0.1	0.3	0.8	-0.1	0.0
Drilling oil and gas wells services.....	60	1103	-1.6	0.0	0.0	-0.3	-0.2	0.0
Drilling oil and gas wells services.....	60	110301	-1.6	0.0	0.0	-0.3	-0.2	0.0
Support activities for oil and gas operations.....	60	1104	4.6	0.0	-1.5	0.6	1.7	0.4
Support activities for oil and gas operations.....	60	110401	4.6	0.0	-1.5	0.6	1.7	0.4
Metal and nonmetallic minerals mining services.....	60	1106	2.0	0.0	0.0	-1.7	-0.1	-0.2
Metal and nonmetallic minerals mining services.....	60	110601	2.0	0.0	0.0	-1.7	-0.1	-0.2
Contract work on textile products, apparel, and leather.....	61	—	2.4	-0.1	0.7	0.0	1.4	0.0
Contract work on textile products and apparel.....	61	1	2.5	-0.1	0.7	0.0	1.4	0.0
Contract work on textile products and apparel.....	61	11	2.5	-0.1	0.7	0.0	1.4	0.0
Contract work on textile products.....	61	1102	-1.5	-0.1	-0.1	-0.1	-0.1	-0.1
Commission finishing of broadwoven fabrics.....	61	110201	-1.6	-0.1	-0.1	-0.1	-0.1	-0.1
Commission finishing of cotton broadwoven fabrics.....	61	1102011	-0.3	0.0	0.0	0.0	0.0	0.0
Other commission finishing of broadwoven fabrics (excl. cotton & wool).....	61	1102012	-1.9	-0.1	-0.1	-0.1	-0.1	-0.1
Commission knit or knit & finishing of weft & warp knit fabric.....	61	110204	1.8	-1.0	0.0	0.0	0.2	0.0
Contract work on apparel.....	61	1103	7.3	0.0	1.5	0.0	3.0	0.0
Contract work on women's, girls' and infants' apparel.....	61	11031	—	0.0	1.6	—	—	—

See footnotes at end of table.

Table 7. Producer price index percentage changes for commodity and service groupings and individual items, not seasonally adjusted — Continued
 [September 2024]

Title	Commodity code		Unadjusted 12-month percent change ¹	Unadjusted 1-month percent change ¹				
	Group code	Item code		Sept. 2023 to Sept. 2024 ^P	Apr. to May	May to June ^P	June to July ^P	July to Aug. ^P
Contract work on men's and boys' (including unisex) apparel.....	61	11032	5.6	0.0	1.4	0.0	0.0	0.0
Contract work on men's and boys' pants, work apparel, and other outerwear.....	61	110321	8.9	0.0	0.0	0.0	0.0	0.0
Contract work on men's and boys' shirts, tailored suits/coats/jackets, & underwear/nightwear.....	61	110323	—	0.0	0.0	—	—	—
Contract & commission receipts for tanning or finishing leather owned by others.....	61	2	-0.2	-0.3	0.0	0.0	0.1	0.0
Contract & commission receipts for tanning or finishing leather owned by others.....	61	21	-0.2	-0.3	0.0	0.0	0.1	0.0
Contract and commission receipts for tanning or finishing leather owned by others.....	61	2101	-0.2	-0.3	0.0	0.0	0.1	0.0
Contract and commission receipts for tanning or finishing leather owned by others.....	61	210101	-0.2	-0.3	0.0	0.0	0.1	0.0
Construction (partial).....	80	—	1.6	0.0	0.3	0.7	0.0	0.1
New nonresidential building construction.....	80	1	1.2	0.0	0.3	0.7	0.0	0.1
New nonresidential building construction.....	80	11	1.2	0.0	0.3	0.7	0.0	0.1
New warehouse building construction.....	80	1101	0.1	0.0	-0.1	0.1	-0.1	0.0
New warehouse building construction.....	80	110101	0.1	0.0	-0.1	0.1	-0.1	0.0
New school building construction.....	80	1102	1.8	-0.2	0.1	1.4	0.0	0.1
New school building construction.....	80	110201	1.8	-0.2	0.1	1.4	0.0	0.1
New office building construction.....	80	1103	2.3	0.0	1.1	1.2	-0.3	0.3
New office building construction.....	80	110301	2.3	0.0	1.1	1.2	-0.3	0.3
New industrial building construction.....	80	1104	0.2	0.4	0.1	0.0	0.0	0.1
New industrial building construction.....	80	110401	0.2	0.4	0.1	0.0	0.0	0.1
New health care building construction.....	80	1105	0.3	0.0	0.0	0.3	0.4	-0.1
New health care building construction.....	80	110501	0.3	0.0	0.0	0.3	0.4	-0.1
Maintenance and repair of nonresidential buildings (partial).....	80	2	4.6	0.0	0.1	0.2	0.1	0.1
Maintenance and repair of nonresidential buildings (partial).....	80	21	4.6	0.0	0.1	0.2	0.1	0.1
Maintenance and repair of nonresidential buildings (partial).....	80	2101	4.6	0.0	0.1	0.2	0.1	0.1
Maintenance and repair of nonresidential buildings (partial).....	80	210101	4.6	0.0	0.1	0.2	0.1	0.1

¹ All indexes are subject to revision for 4 months after their originally scheduled publication to incorporate late reports and corrections by survey respondents.

² Due to incomplete coverage of the services sector, some services indexes in this table reflect only a portion of their wherever-provided output. These indexes are flagged using the term "partial" at the end of their titles. For more information regarding wherever-provided services indexes, go to <https://www.bls.gov/ppi/wepnotice.htm>. This webpage includes methodology documentation, a table identifying missing coverage areas for those indexes with incomplete coverage, and a concordance table between wherever-provided services indexes and Census product codes.

p Preliminary

"—" Data not available.

Table 8. Producer price indexes and percentage changes for selected commodity and service groupings and individual items, seasonally adjusted
 [September 2024, Index base 1982=100, unless otherwise indicated]

Title	Commodity code		Other index base	Seasonally adjusted index ¹					Seasonally adjusted 1-month percent change ¹		
	Group code	Item code		May 2024	June 2024 ^P	July 2024 ^P	Aug. 2024 ^P	Sept. 2024 ^P	June to July ^P	July to Aug. ^P	Aug. to Sept. ^P
Goods											
Fruits & melons, fresh/dry vegs. & nuts.....	01	1		-	-	-	-	-	-	-	-
Fresh fruits and melons.....	01	11		-	-	-	-	-	-	-	-
Citrus fruits.....	01	1101		341.333	342.086	330.437	348.423	342.501	-3.4	5.4	-1.7
Other fruits and berries.....	01	1102		-	-	-	-	-	-	-	-
Melons.....			12/91	-	-	-	-	-	-	-	-
Fresh and dry vegetables.....	01	13		-	-	-	-	-	-	-	-
Dry vegetables.....	01	1301		-	-	-	-	-	-	-	-
Fresh vegetables, except potatoes.....	01	1302		-	-	-	-	-	-	-	-
Sweet potatoes.....	01	1303		175.395	173.109	172.527	167.805	159.788	-0.3	-2.7	-4.8
Potatoes.....	01	1306	12/11	106.030	97.711	103.079	102.976	125.251	5.5	-0.1	21.6
Tree nuts.....				-	-	-	-	-	-	-	-
Tree nuts.....				-	-	-	-	-	-	-	-
Grains.....	01	2		178.970	175.292	164.191	162.215	170.018	-6.3	-1.2	4.8
Wheat.....	01	21		-	-	-	-	-	-	-	-
Wheat.....	01	2101		-	-	-	-	-	-	-	-
Other grains.....	01	22		177.378	176.752	166.575	166.046	174.012	-5.8	-0.3	4.8
Barley.....	01	2201		-	-	-	-	-	-	-	-
Corn.....	01	2202		173.144	172.792	163.296	163.230	171.043	-5.5	0.0	4.8
Oats.....	01	2203		-	-	-	-	-	-	-	-
Rye.....	01	2204		-	-	-	-	-	-	-	-
Sorghum.....	01	2205	12/91	-	-	-	-	-	-	-	-
Rough rice.....	01	23	12/91	129.679	126.141	125.227	119.929	127.017	-0.7	-4.2	5.9
Rough rice.....	01	2301	12/91	129.679	126.141	125.227	119.929	127.017	-0.7	-4.2	5.9
Livestock.....	01	3		265.765	255.059	260.909	249.419	246.750	2.3	-4.4	-1.1
Slaughter cattle.....	01	31		296.784	292.789	304.179	295.179	289.728	3.9	-3.0	-1.8
Slaughter steers and heifers.....	01	3101		287.183	286.683	295.429	287.550	281.750	3.1	-2.7	-2.0
Slaughter cows and bulls.....	01	3102		290.409	285.003	298.536	288.453	285.299	4.7	-3.4	-1.1
Slaughter vealers.....	01	3103		105.136	106.005	106.047	112.098	114.430	0.0	5.7	2.1
Slaughter hogs.....	01	32		111.380	94.819	96.372	89.984	100.509	1.6	-6.6	11.7
Slaughter barrows and gilts.....	01	3201		111.243	93.395	94.434	88.217	98.824	1.1	-6.6	12.0
Slaughter sows.....	01	3202		-	-	-	-	-	-	-	-
Slaughter lambs.....	01	33		449.154	476.790	399.404	380.138	401.851	-16.2	-4.8	5.7
Slaughter lambs.....	01	3301		449.154	476.790	399.404	380.138	401.851	-16.2	-4.8	5.7
Feeder and replacement cattle.....			09/21	-	-	-	-	-	-	-	-
Feeder and replacement cattle.....			09/21	-	-	-	-	-	-	-	-
Slaughter poultry.....	01	4		307.752	311.337	338.194	348.217	368.371	8.6	3.0	5.8
Slaughter chickens.....	01	41		325.348	333.998	363.667	383.800	404.209	8.9	5.5	5.3
Broilers and other meat type chickens.....	01	4102		329.876	338.646	368.728	389.140	409.833	8.9	5.5	5.3
Slaughter turkeys.....	01	42		230.559	209.675	226.812	188.438	210.464	8.2	-16.9	11.7
Slaughter turkeys.....	01	4201		230.559	209.675	226.812	188.438	210.464	8.2	-16.9	11.7
Slaughter ducks.....	01	43	12/91	-	-	-	-	-	-	-	-
Slaughter ducks.....	01	4301	12/91	-	-	-	-	-	-	-	-
Raw cotton.....	01	5		-	-	-	-	-	-	-	-
Raw cotton.....	01	51		-	-	-	-	-	-	-	-
Raw cotton.....	01	5101		-	-	-	-	-	-	-	-
Raw milk.....	01	6		170.524	178.971	183.121	186.189	186.137	2.3	1.7	0.0
Raw milk.....	01	61		171.214	179.695	183.862	186.942	186.890	2.3	1.7	0.0
Raw milk.....	01	6101		171.214	179.695	183.862	186.942	186.890	2.3	1.7	0.0
Chicken eggs.....	01	7		-	-	-	-	-	-	-	-
Chicken eggs.....	01	71		-	-	-	-	-	-	-	-
Eggs for fresh use.....	01	7107	12/91	-	-	-	-	-	-	-	-
Breaker stock and checks and undergrades.....	01	7108	12/91	-	-	-	-	-	-	-	-
Hay, hayseeds, and oilseeds.....	01	8		249.453	235.855	233.224	209.869	220.230	-1.1	-10.0	4.9
Hay and hayseeds.....	01	81		-	-	-	-	-	-	-	-
Hay and hayseeds.....	01	8101		-	-	-	-	-	-	-	-
Oilseeds.....	01	83		217.258	210.396	206.195	192.538	195.645	-2.0	-6.6	1.6
Oilseeds.....	01	8301		217.258	210.396	206.195	192.538	195.645	-2.0	-6.6	1.6
Cereal and bakery products.....	02	1		328.529	327.715	327.463	327.976	327.725	-0.1	0.2	-0.1
Bakery products.....	02	11		-	-	-	-	-	-	-	-
Bread (white, wheat, rye, etc.), including frozen.....			06/06	-	-	-	-	-	-	-	-
Rolls (bread-type), muffins, bagels, and croissants.....	02	1105		-	-	-	-	-	-	-	-
Other sweet goods, excluding frozen.....				-	-	-	-	-	-	-	-
Soft cakes, excluding frozen.....	02	1108		-	-	-	-	-	-	-	-

See footnotes at end of table.

Table 8. Producer price indexes and percentage changes for selected commodity and service groupings and individual items, seasonally adjusted — Continued
 [September 2024, Index base 1982=100, unless otherwise indicated]

Title	Commodity code		Other index base	Seasonally adjusted index ¹					Seasonally adjusted 1-month percent change ¹		
	Group code	Item code		May 2024	June 2024 ^P	July 2024 ^P	Aug. 2024 ^P	Sept. 2024 ^P	June to July ^P	July to Aug. ^P	Aug. to Sept. ^P
Pies (fruit, cream, and custard), excluding frozen.....				-	-	-	-	-	-	-	-
Cookies, crackers, and related products.....	02	1121		-	-	-	-	-	-	-	-
Retail bakery products, excluding retail trade.....	02	1130	06/14	-	-	-	-	-	-	-	-
Flour and flour base mixes and doughs.....	02	12		-	-	-	-	-	-	-	-
Wheat flour.....	02	1203		-	-	-	-	-	-	-	-
Flour base mixes and doughs.....	02	1204		-	-	-	-	-	-	-	-
Milled rice and byproducts.....	02	13		-	-	-	-	-	-	-	-
Head rice.....	02	1301		-	-	-	-	-	-	-	-
Milled rice (incl second heads, screenings, brewers, bran, sharps, rice flour, and byproducts).....	02	1302	06/84	-	-	-	-	-	-	-	-
Cereal and pasta products.....	02	14		301.201	300.924	300.929	301.707	301.549	0.0	0.3	-0.1
Dry macaroni, spaghetti, and egg noodle products, made from purchased flour.....	02	1402	06/85	-	-	-	-	-	-	-	-
Cereal and mill products, other than flour.....	02	1409	06/85	283.312	282.995	282.997	283.886	283.772	0.0	0.3	0.0
Meats, poultry, and fish.....	02	2		235.400	232.943	238.834	233.288	241.008	2.5	-2.3	3.3
Meats.....	02	21		241.949	242.217	252.466	242.373	245.918	4.2	-4.0	1.5
Beef and veal products, fresh or frozen.....	02	2101		289.142	294.912	317.569	293.331	297.832	7.7	-7.6	1.5
Lamb/mutton, fresh or frozen, not canned or made into sausage, made in slaughtering plants.....	02	2103		-	-	-	-	-	-	-	-
Pork products, fresh, frozen, or processed, except sausage.....	02	2104		181.786	176.207	179.457	175.634	177.970	1.8	-2.1	1.3
Other meats, fresh, frozen, or canned.....	02	2105		227.814	228.526	232.358	231.111	234.549	1.7	-0.5	1.5
Processed poultry.....	02	22		178.659	174.356	172.858	174.491	189.922	-0.9	0.9	8.8
Young chickens, including bulk, chilled, frozen, whole, and in parts.....	02	2203		201.890	205.895	204.033	207.248	227.807	-0.9	1.6	9.9
Turkeys, including frozen, whole, and in parts.....	02	2206		-	-	-	-	-	-	-	-
Canned, cooked, smoked or prepared poultry.....	02	2208		-	-	-	-	-	-	-	-
Chicken hens and other poultry/small game.....			12/90	-	-	-	-	-	-	-	-
Unprocessed and prepared seafood.....	02	23		427.106	405.231	406.355	409.238	409.385	0.3	0.7	0.0
Unprocessed finfish.....	02	2301		-	-	-	-	-	-	-	-
Unprocessed shellfish.....	02	2305	12/91	312.169	292.730	284.389	284.739	282.221	-2.8	0.1	-0.9
Prepared fresh and frozen seafood.....			12/11	-	-	-	-	-	-	-	-
Dairy products.....	02	3		-	-	-	-	-	-	-	-
Fluid milk products.....	02	31		-	-	-	-	-	-	-	-
Packaged fluid milk and related products.....	02	3103	12/82	-	-	-	-	-	-	-	-
Cottage cheese.....	02	3104	12/82	-	-	-	-	-	-	-	-
Other milk products.....	02	3105	12/82	-	-	-	-	-	-	-	-
Bulk fluid milk and cream.....	02	3106	12/91	-	-	-	-	-	-	-	-
Butter.....	02	32		-	-	-	-	-	-	-	-
Butter.....	02	3201		-	-	-	-	-	-	-	-
Natural, processed, and imitation cheese.....	02	33		-	-	-	-	-	-	-	-
Natural cheese, except cottage cheese.....	02	3302		-	-	-	-	-	-	-	-
Processed cheese and related products.....	02	3303		-	-	-	-	-	-	-	-
Raw liquid whey.....			12/04	-	-	-	-	-	-	-	-
Ice cream and frozen desserts.....	02	34		287.163	287.926	287.453	288.216	288.392	-0.2	0.3	0.1
Ice cream and frozen desserts.....	02	3402	06/83	283.285	284.077	283.568	284.346	284.505	-0.2	0.3	0.1
Dry, condensed, and evaporated milk products.....	02	35		-	-	-	-	-	-	-	-
Dry milk products, including feed grade.....	02	3502	12/83	-	-	-	-	-	-	-	-
Liquid milk products.....			12/83	-	-	-	-	-	-	-	-
Ice cream mixes and related products.....			06/02	-	-	-	-	-	-	-	-
Processed fruits and vegetables.....	02	4		-	-	-	-	-	-	-	-
Canned fruits and juices.....	02	41		-	-	-	-	-	-	-	-
Canned fruits, excluding baby foods.....	02	4101		-	-	-	-	-	-	-	-
Canned and fresh fruit juices, nectars, and concentrates.....	02	4102		-	-	-	-	-	-	-	-
Frozen fruits, juices and ades.....	02	42		-	-	-	-	-	-	-	-
Frozen fruits.....	02	4202		-	-	-	-	-	-	-	-
Canned vegetables and juices.....	02	44		-	-	-	-	-	-	-	-
Canned vegetables and juices.....	02	4401		-	-	-	-	-	-	-	-
Frozen vegetables.....	02	45		-	-	-	-	-	-	-	-
Frozen potato products (French-fried, patties, puffs, etc.).....	02	4502	12/90	345.964	344.611	347.186	347.721	337.408	0.7	0.2	-3.0
Frozen vegetables, other than potato products.....	02	4505	12/90	-	-	-	-	-	-	-	-
Dried and dehydrated food.....			12/03	-	-	-	-	-	-	-	-
Dried and dehydrated food.....			12/03	-	-	-	-	-	-	-	-
Sugar and confectionery.....	02	5		-	-	-	-	-	-	-	-
Raw cane sugar and sugar cane mill products and byproducts.....				-	-	-	-	-	-	-	-
Raw cane sugar and sugarcane mill products and byproducts.....	02	5201		-	-	-	-	-	-	-	-
Refined sugar products and byproducts.....				-	-	-	-	-	-	-	-
Refined sugar products and byproducts.....			12/02	-	-	-	-	-	-	-	-
Confectionery materials.....	02	54		-	-	-	-	-	-	-	-
Confectionery materials.....	02	5401		-	-	-	-	-	-	-	-

See footnotes at end of table.

Table 8. Producer price indexes and percentage changes for selected commodity and service groupings and individual items, seasonally adjusted — Continued
 [September 2024, Index base 1982=100, unless otherwise indicated]

Title	Commodity code		Other index base	Seasonally adjusted index ¹					Seasonally adjusted 1-month percent change ¹		
	Group code	Item code		May 2024	June 2024 ^P	July 2024 ^P	Aug. 2024 ^P	Sept. 2024 ^P	June to July ^P	July to Aug. ^P	Aug. to Sept. ^P
Confectionery end products.....	02	55		-	-	-	-	-	-	-	-
Candy and nuts.....			06/83	-	-	-	-	-	-	-	-
Beverages and beverage materials.....	02	6		256.608	257.026	257.956	259.824	258.679	0.4	0.7	-0.4
Alcoholic beverages.....	02	61		219.326	220.092	220.857	220.672	219.674	0.3	-0.1	-0.5
Malt beverages.....	02	6101		234.093	234.209	235.029	235.326	235.130	0.4	0.1	-0.1
Distilled and bottled liquor, excluding brandy.....	02	6102		193.255	195.865	198.285	198.323	193.475	1.2	0.0	-2.4
Wines, brandy, and brandy spirits.....			12/83	-	-	-	-	-	-	-	-
Soft drinks.....	02	62		-	-	-	-	-	-	-	-
Soft drinks, non-carbonated and bottled water.....				-	-	-	-	-	-	-	-
Soft drinks, carbonated, bottle/can, all types.....			12/11	-	-	-	-	-	-	-	-
Soft drinks, energy and sport.....			01/24	-	-	-	-	-	-	-	-
Packaged beverage materials.....	02	63		-	-	-	-	-	-	-	-
Coffee (whole bean, ground, & instant).....	02	6301		-	-	-	-	-	-	-	-
Tea in consumer packages, exc. canned ice tea.....	02	6303		-	-	-	-	-	-	-	-
Other beverage materials.....	02	64		328.204	330.368	330.025	330.217	330.253	-0.1	0.1	0.0
Other beverage materials.....	02	6401		328.204	330.368	330.025	330.217	330.253	-0.1	0.1	0.0
Fats and oils.....	02	7		-	-	-	-	-	-	-	-
Shortening, cooking oil, and margarine.....	02	78		-	-	-	-	-	-	-	-
Shortening, cooking oil, and margarine.....	02	7801		-	-	-	-	-	-	-	-
Other oilseed processing.....	02	7A		-	-	-	-	-	-	-	-
Other oilseed processing.....	02	7A01	12/04	-	-	-	-	-	-	-	-
Corn oil, crude and refined.....			01/16	-	-	-	-	-	-	-	-
Corn oil, made by wet milling.....			01/16	-	-	-	-	-	-	-	-
Miscellaneous processed foods.....	02	8		-	-	-	-	-	-	-	-
Canned jams, jellies, and preserves.....	02	81		-	-	-	-	-	-	-	-
Canned jams, jellies, and preserves.....				-	-	-	-	-	-	-	-
Pickles and other pickled products, including horseradish.....	02	82		-	-	-	-	-	-	-	-
Pickles and other pickled products.....	02	8201		-	-	-	-	-	-	-	-
Specialty canning.....	02	84		-	-	-	-	-	-	-	-
Specialty canning.....	02	8401		-	-	-	-	-	-	-	-
Frozen specialty food.....	02	85		-	-	-	-	-	-	-	-
Frozen specialty food.....	02	8501		-	-	-	-	-	-	-	-
Prepared sauces, except tomato.....				-	-	-	-	-	-	-	-
Prepared sauces, excluding tomato-based sauces and sauces comprised of 20 percent or more meat.....				-	-	-	-	-	-	-	-
Other miscellaneous processed foods.....				-	-	-	-	-	-	-	-
Other miscellaneous processed foods.....				-	-	-	-	-	-	-	-
Prepared animal feeds.....	02	9		230.913	231.631	233.228	230.957	231.042	0.7	-1.0	0.0
Soybean cake, meal, and other byproducts.....	02	92		-	-	-	-	-	-	-	-
Soybean cake, meal, and byproducts.....	02	9201		-	-	-	-	-	-	-	-
Formula feeds.....	02	93		248.099	249.759	251.895	251.520	251.744	0.9	-0.1	0.1
Formula feeds.....	02	9301		248.099	249.759	251.895	251.520	251.744	0.9	-0.1	0.1
Miscellaneous feedstuffs.....	02	94		315.641	317.351	316.312	313.111	315.361	-0.3	-1.0	0.7
Pet food.....	02	9402		-	-	-	-	-	-	-	-
Miscellaneous feedstuffs other than pet food.....	02	9403		259.134	262.496	271.473	266.960	270.910	3.4	-1.7	1.5
Synthetic fibers.....	03	1		-	-	-	-	-	-	-	-
Unprocessed filament yarns.....	03	15		-	-	-	-	-	-	-	-
Noncellulosic and cellulosic organic fibers.....			05/22	-	-	-	-	-	-	-	-
Processed yarns and threads.....	03	2		-	-	-	-	-	-	-	-
Yarns.....	03	26		-	-	-	-	-	-	-	-
Spun cotton yarns.....	03	2601		151.451	151.943	151.478	150.926	152.428	-0.3	-0.4	1.0
Spun synthetic yarns.....				-	-	-	-	-	-	-	-
Textured and twisted yarns.....	03	2604	12/88	-	-	-	-	-	-	-	-
Other spun noncellulosic and natural fiber (excluding cotton and wool) yarns.....	03	2607	06/08	-	-	-	-	-	-	-	-
Greige fabrics.....	03	3		-	-	-	-	-	-	-	-
Greige broadwoven fabrics.....	03	37		-	-	-	-	-	-	-	-
Greige manmade, silk, and other natural fiber (exc cotton/wool) broadwoven fabrics.....	03	3703		-	-	-	-	-	-	-	-
Greige knit fabrics.....	03	38		-	-	-	-	-	-	-	-
Weft (circular) knit fabrics, greige goods (excluding hosiery).....	03	3803		-	-	-	-	-	-	-	-
Warp knit fabrics, greige goods (excluding hosiery).....	03	3804		-	-	-	-	-	-	-	-
Tire cord and tire fabric.....	03	39	06/84	-	-	-	-	-	-	-	-
Tire cord and tire fabrics.....	03	3901	06/84	-	-	-	-	-	-	-	-
Finished fabrics.....	03	4		-	-	-	-	-	-	-	-
Finished broadwoven fabrics.....	03	42		-	-	-	-	-	-	-	-

See footnotes at end of table.

Table 8. Producer price indexes and percentage changes for selected commodity and service groupings and individual items, seasonally adjusted — Continued
 [September 2024, Index base 1982=100, unless otherwise indicated]

Title	Commodity code		Other index base	Seasonally adjusted index ¹					Seasonally adjusted 1-month percent change ¹		
	Group code	Item code		May 2024	June 2024 ^P	July 2024 ^P	Aug. 2024 ^P	Sept. 2024 ^P	June to July ^P	July to Aug. ^P	Aug. to Sept. ^P
Finished cotton broadwoven fabrics.....	03	4201		-	-	-	-	-	-	-	-
Finished manmade, silk, and other natural fiber (exc. cotton and wool) broadwoven fabrics.....	03	4203		-	-	-	-	-	-	-	-
Woven and braided narrow fabrics.....	03	44		-	-	-	-	-	-	-	-
Woven and braided narrow fabrics.....	03	4402	06/84	-	-	-	-	-	-	-	-
Nonwoven fabrics and felts.....	03	45		-	-	-	-	-	-	-	-
Nonwoven fabrics and felts.....	03	4503		-	-	-	-	-	-	-	-
Coated fabrics, not rubberized.....	03	46	06/85	-	-	-	-	-	-	-	-
Coated fabrics, not rubberized.....	03	4601	06/85	-	-	-	-	-	-	-	-
Screen printed textile materials, embroideries, and lace goods.....	03	47	06/85	224.828	225.094	225.975	225.930	225.830	0.4	0.0	0.0
Screen printed textile and apparel materials and embroideries.....	03	4701	06/85	225.190	225.387	226.238	226.218	226.113	0.4	0.0	0.0
Knit fabrics, finished in knitting mills.....			12/03	-	-	-	-	-	-	-	-
Weft (circular) knit fabrics, knit and finished in the same establishment (excluding hosiery).....			12/03	-	-	-	-	-	-	-	-
Warp knit goods, knit and finished in the same establishment.....			12/03	-	-	-	-	-	-	-	-
Apparel & other fabricated textile prods.....	03	8		-	-	-	-	-	-	-	-
Apparel.....	03	81		-	-	-	-	-	-	-	-
Miscellaneous apparel and accessories.....			12/83	-	-	-	-	-	-	-	-
Women's, girls', and infants' cut and sew apparel.....			12/03	-	-	-	-	-	-	-	-
Men's and boys' cut and sew apparel.....			12/03	-	-	-	-	-	-	-	-
Apparel made in knitting mills.....			12/03	-	-	-	-	-	-	-	-
Textile house furnishings.....	03	82		-	-	-	-	-	-	-	-
Textile house furnishings.....	03	8203	06/83	-	-	-	-	-	-	-	-
Industrial and other fabricated products.....				-	-	-	-	-	-	-	-
Industrial and other fabricated products.....	03	8303		-	-	-	-	-	-	-	-
Miscellaneous textile products/services.....	03	9	06/85	-	-	-	-	-	-	-	-
Miscellaneous textile products/services.....			09/18	-	-	-	-	-	-	-	-
Miscellaneous textile products/services.....			09/18	-	-	-	-	-	-	-	-
Hides and skins, incl. cattle.....	04	1		99.814	99.875	94.074	90.085	88.080	-5.8	-4.2	-2.2
Hides and skins, incl. cattle.....	04	19	06/01	45.697	45.725	43.069	41.243	40.325	-5.8	-4.2	-2.2
Hides, skins, and pelts, made in slaughtering plants.....	04	1901	06/01	45.697	45.725	43.069	41.243	40.325	-5.8	-4.2	-2.2
Leather.....	04	2		206.818	205.190	201.490	198.397	196.903	-1.8	-1.5	-0.8
Finished and unfinished leather.....	04	27	12/97	113.378	112.486	110.457	108.761	107.943	-1.8	-1.5	-0.8
Finished and unfinished leather.....	04	2701	12/97	113.378	112.486	110.457	108.761	107.943	-1.8	-1.5	-0.8
Footwear.....	04	3		-	-	-	-	-	-	-	-
Men's nonathletic footwear.....	04	31		-	-	-	-	-	-	-	-
Men's footwear (size 6 and larger), excluding athletic.....	04	3105	12/93	-	-	-	-	-	-	-	-
Women's nonathletic footwear.....	04	32		-	-	-	-	-	-	-	-
Women's footwear (size 4 and larger), excluding athletic.....	04	3205	12/93	-	-	-	-	-	-	-	-
Other footwear including slippers.....	04	39	12/02	-	-	-	-	-	-	-	-
Other footwear, excluding rubber and plastic soled footwear.....	04	3901	12/02	-	-	-	-	-	-	-	-
Other leather and related products.....	04	4		-	-	-	-	-	-	-	-
Luggage and small leather goods.....	04	41		-	-	-	-	-	-	-	-
Luggage and small leather goods.....	04	4101		-	-	-	-	-	-	-	-
Leather and leather-like goods, n.e.c.....	04	45	06/85	-	-	-	-	-	-	-	-
Leather and leather-like goods, n.e.c.....	04	4501	06/85	-	-	-	-	-	-	-	-
Coal.....	05	1		-	-	-	-	-	-	-	-
Coal.....	05	13		-	-	-	-	-	-	-	-
Coal.....	05	1301		-	-	-	-	-	-	-	-
Gas fuels.....				-	-	-	-	-	-	-	-
Natural gas.....				-	-	-	-	-	-	-	-
Natural gas.....				-	-	-	-	-	-	-	-
Liquefied petroleum gas.....	05	32		-	-	-	-	-	-	-	-
Liquefied petroleum gas.....				-	-	-	-	-	-	-	-
Electric power.....	05	4		274.575	275.608	272.695	270.225	273.040	-1.1	-0.9	1.0
Residential electric power.....	05	41	12/90	233.023	232.286	230.572	227.876	232.379	-0.7	-1.2	2.0
Residential electric power.....	05	4121	12/90	233.023	232.286	230.572	227.876	232.379	-0.7	-1.2	2.0
Commercial electric power.....	05	42		260.534	262.252	258.557	255.941	256.616	-1.4	-1.0	0.3
Commercial electric power.....	05	4221	12/90	227.733	229.554	226.335	224.161	224.645	-1.4	-1.0	0.2
Industrial electric power.....	05	43		302.499	306.653	304.919	305.217	304.509	-0.6	0.1	-0.2
Industrial electric power.....	05	4321	12/90	254.364	257.867	256.384	256.647	256.047	-0.6	0.1	-0.2
Transportation electric power.....	05	46	12/10	128.080	129.440	130.606	129.920	129.160	0.9	-0.5	-0.6
Transportation electric power.....	05	4621	12/10	128.080	129.440	130.606	129.920	129.160	0.9	-0.5	-0.6
Utility natural gas.....	05	5	12/90	257.691	264.471	267.663	260.429	261.543	1.2	-2.7	0.4
Residential natural gas.....	05	51	12/90	267.706	272.577	274.918	270.942	275.360	0.9	-1.4	1.6

See footnotes at end of table.

Table 8. Producer price indexes and percentage changes for selected commodity and service groupings and individual items, seasonally adjusted — Continued
 [September 2024, Index base 1982=100, unless otherwise indicated]

Title	Commodity code		Other index base	Seasonally adjusted index ¹					Seasonally adjusted 1-month percent change ¹		
	Group code	Item code		May 2024	June 2024 ^P	July 2024 ^P	Aug. 2024 ^P	Sept. 2024 ^P	June to July ^P	July to Aug. ^P	Aug. to Sept. ^P
Residential natural gas.....	05	5121	12/90	267.706	272.577	274.918	270.942	275.360	0.9	-1.4	1.6
Commercial natural gas.....	05	52	12/90	249.050	254.920	254.710	245.420	247.152	-0.1	-3.6	0.7
Commercial natural gas.....	05	5221	12/90	249.050	254.920	254.710	245.420	247.152	-0.1	-3.6	0.7
Industrial natural gas.....	05	53	12/90	198.404	200.879	207.253	196.199	197.140	3.2	-5.3	0.5
Industrial natural gas.....	05	5321	12/90	198.404	200.879	207.253	196.199	197.140	3.2	-5.3	0.5
Natural gas to electric power.....	05	54	12/90	219.998	228.848	233.238	224.885	222.008	1.9	-3.6	-1.3
Natural gas to electric power.....	05	5421	12/90	219.998	228.848	233.238	224.885	222.008	1.9	-3.6	-1.3
Crude petroleum (domestic production).....	05	6		-	-	-	-	-	-	-	-
Crude petroleum (domestic production).....	05	61		-	-	-	-	-	-	-	-
Crude petroleum (domestic production).....	05	6101		-	-	-	-	-	-	-	-
Petroleum products, refined.....	05	7		266.391	256.002	270.811	268.869	244.782	5.8	-0.7	-9.0
Gasoline.....	05	71		240.164	227.731	234.076	235.268	222.088	2.8	0.5	-5.6
Unleaded premium gasoline.....	05	7103		265.474	253.758	257.658	252.010	245.187	1.5	-2.2	-2.7
Unleaded regular gasoline.....	05	7104		233.646	221.212	228.246	231.382	216.330	3.2	1.4	-6.5
Unleaded mid-premium gasoline.....	05	7105	12/87	422.032	406.841	420.529	420.262	398.544	3.4	-0.1	-5.2
Kerosene and jet fuels.....	05	72		-	-	-	-	-	-	-	-
Kerosene.....	05	7202		-	-	-	-	-	-	-	-
Jet fuel.....	05	7203		-	-	-	-	-	-	-	-
Light fuel oils.....	05	73		294.575	284.801	319.419	324.029	268.192	12.2	1.4	-17.2
Home heating oil and distillates.....	05	7302		236.081	227.297	246.845	239.445	212.928	8.6	-3.0	-11.1
No. 2 diesel fuel.....	05	7303		311.499	301.249	338.600	344.482	283.783	12.4	1.7	-17.6
Residual fuels (heavy fuel oils, incl. #5, #6, & other residual fuels).....	05	74		-	-	-	-	-	-	-	-
Residual fuels (heavy fuel oils, incl. #5, #6, & other residual fuels).....	05	7407	06/85	-	-	-	-	-	-	-	-
Finished lubricants.....	05	76		-	-	-	-	-	-	-	-
Lubricating grease.....	05	7603		-	-	-	-	-	-	-	-
Lubricating and similar oils.....	05	7604	06/85	-	-	-	-	-	-	-	-
Lubricating oil base stocks.....	05	7609	06/09	-	-	-	-	-	-	-	-
Lubricating oil base stocks.....	05	7609	06/09	-	-	-	-	-	-	-	-
Asphalt and other petroleum and coal products, n.e.c.....	05	8	12/84	-	-	-	-	-	-	-	-
Asphalt and other petroleum and coal products, n.e.c.....	05	81	12/84	-	-	-	-	-	-	-	-
Asphalt.....	05	8102	06/85	263.457	255.464	247.687	239.714	204.782	-3.0	-3.2	-14.6
Other petroleum and coal products, including coke oven products, n.e.c.....	05	8102	12/84	-	-	-	-	-	-	-	-
Industrial chemicals.....	06	1		301.216	301.220	309.184	310.108	306.925	2.6	0.3	-1.0
Basic inorganic chemicals.....	06	13		-	-	-	-	-	-	-	-
Inorganic chemicals, other than alkalis and chlorine.....	06	1302		-	-	-	-	-	-	-	-
Alkalis and chlorine, including natural sodium carbonate and sulfate.....	06	1303		-	-	-	-	-	-	-	-
Basic organic chemicals.....	06	14		295.236	295.154	305.339	306.432	302.411	3.5	0.4	-1.3
Primary basic organic chemicals.....	06	1403		-	-	-	-	-	-	-	-
Cyclic intermediate chemicals and dyes.....	06	1403		277.138	279.062	284.334	285.462	285.566	1.9	0.4	0.0
Other basic organics.....	06	1403		-	-	-	-	-	-	-	-
Paints and allied products.....	06	2		-	-	-	-	-	-	-	-
Prepared paint.....	06	21		-	-	-	-	-	-	-	-
Architectural coatings.....	06	2101		-	-	-	-	-	-	-	-
OEM finishes excluding marine coatings.....	06	2103	06/83	-	-	-	-	-	-	-	-
Special purpose coatings, incl. marine, industrial & construction coatings.....	06	2103	06/83	-	-	-	-	-	-	-	-
Paint materials.....	06	22		-	-	-	-	-	-	-	-
Paint colors.....	06	22		-	-	-	-	-	-	-	-
Allied and miscellaneous paint products.....	06	23	06/83	-	-	-	-	-	-	-	-
Allied and miscellaneous paint products.....	06	2301	06/83	-	-	-	-	-	-	-	-
Drugs and pharmaceuticals.....	06	3		676.297	676.747	677.383	681.748	683.517	0.1	0.6	0.3
Medicinal and botanical chemicals, drugs, and other products.....	06	31		-	-	-	-	-	-	-	-
Medicinal and botanical chemicals, drugs, and other products.....	06	31	06/82	-	-	-	-	-	-	-	-
Veterinary pharmaceutical preparations.....	06	31		-	-	-	-	-	-	-	-
Pharmaceuticals for veterinary use.....	06	31	12/87	-	-	-	-	-	-	-	-
Biological products, including diagnostics.....	06	37		334.160	334.318	333.971	337.212	338.635	-0.1	1.0	0.4
Biological products, excluding diagnostic, for veterinary, industrial, and all other misc. uses.....	06	3717	12/04	-	-	-	-	-	-	-	-
Diagnostics.....	06	3717	06/09	-	-	-	-	-	-	-	-
Biological products, excluding diagnostic, for human use.....	06	3719	06/09	155.739	156.264	156.382	158.742	159.204	0.1	1.5	0.3
Pharmaceutical preparations.....	06	38	06/01	292.814	293.086	293.602	295.145	295.758	0.2	0.5	0.2
Pharmaceuticals affecting neoplasms, the endocrine system, & metabolic diseases.....	06	3801	06/01	315.721	316.169	316.154	316.492	316.854	0.0	0.1	0.1
Pharmaceuticals acting on the central nervous system and the sense organs.....	06	3802	06/01	353.927	355.330	355.396	357.154	358.681	0.0	0.5	0.4
Pharmaceuticals acting on the cardiovascular system.....	06	3803	06/01	448.914	449.371	450.847	451.927	453.022	0.3	0.2	0.2
Pharmaceuticals acting on the respiratory system.....	06	3804	06/01	226.258	226.536	229.746	230.566	230.816	1.4	0.4	0.1
Pharmaceuticals acting on the digestive or the genito-urinary systems.....	06	3804	06/01	-	-	-	-	-	-	-	-

See footnotes at end of table.

Table 8. Producer price indexes and percentage changes for selected commodity and service groupings and individual items, seasonally adjusted — Continued
 [September 2024, Index base 1982=100, unless otherwise indicated]

Title	Commodity code		Other index base	Seasonally adjusted index ¹					Seasonally adjusted 1-month percent change ¹		
	Group code	Item code		May 2024	June 2024 ^P	July 2024 ^P	Aug. 2024 ^P	Sept. 2024 ^P	June to July ^P	July to Aug. ^P	Aug. to Sept. ^P
Pharmaceuticals acting on the skin.....			06/01	-	-	-	-	-	-	-	-
Vitamin, nutrient, and hematonic preparations.....			06/01	-	-	-	-	-	-	-	-
Pharmaceuticals affecting parasitic and infective diseases.....	06	3808	06/01	280.629	281.027	281.044	281.472	281.873	0.0	0.2	0.1
Fats and oils, inedible.....	06	4		-	-	-	-	-	-	-	-
Fats and oils, inedible.....	06	41		-	-	-	-	-	-	-	-
Fats and oils, inedible.....	06	4101		-	-	-	-	-	-	-	-
Agricultural chemicals and chemical products.....	06	5		278.091	280.023	283.569	285.474	290.015	1.3	0.7	1.6
Mixed fertilizers.....	06	51		-	-	-	-	-	-	-	-
Mixed fertilizers.....	06	5105	06/86	-	-	-	-	-	-	-	-
Fertilizer materials.....	06	52		295.088	298.371	304.601	308.182	314.560	2.1	1.2	2.1
Nitrogenates.....	06	5201		326.911	322.137	332.712	340.537	347.004	3.3	2.4	1.9
Phosphates.....	06	5202		278.715	291.890	296.992	295.837	303.227	1.7	-0.4	2.5
Other agricultural chemicals.....	06	53		-	-	-	-	-	-	-	-
Other agricultural chemicals.....	06	5301		-	-	-	-	-	-	-	-
Plastic resins and materials.....	06	6		266.860	265.245	268.892	267.123	260.663	1.4	-0.7	-2.4
Thermoplastic resins and plastics materials.....	06	62		268.604	266.477	270.514	270.354	264.122	1.5	-0.1	-2.3
Thermoplastic resins and plastics materials.....	06	6212	12/03	186.652	185.174	187.979	187.868	183.538	1.5	-0.1	-2.3
Thermosetting resins and plastics materials.....	06	63		-	-	-	-	-	-	-	-
Thermosetting resins and plastics materials.....	06		12/98	-	-	-	-	-	-	-	-
Other chemicals and allied products.....	06	7		-	-	-	-	-	-	-	-
Soaps and detergents.....				-	-	-	-	-	-	-	-
Soaps and other detergents.....			06/83	-	-	-	-	-	-	-	-
Polish and other sanitation goods.....			06/83	-	-	-	-	-	-	-	-
Polish and other sanitation goods.....			06/83	-	-	-	-	-	-	-	-
Cosmetics and other toilet preparations.....	06	75		-	-	-	-	-	-	-	-
Shaving preparations.....	06	7502		-	-	-	-	-	-	-	-
Perfumes, toilet waters, and colognes.....	06	7503		-	-	-	-	-	-	-	-
Hair preparations (including shampoos).....	06	7504		-	-	-	-	-	-	-	-
Toothpastes, denture cleaners, and mouthwashes.....				-	-	-	-	-	-	-	-
Creams, lotions, and oils, excluding shaving, hair, and deodorant.....			06/99	-	-	-	-	-	-	-	-
Other cosmetics and toilet preparations.....			06/99	-	-	-	-	-	-	-	-
Misc. chemical prod. and preparations.....	06	79		-	-	-	-	-	-	-	-
Explosives and blasting accessories.....	06	7902		295.549	295.954	296.938	298.699	299.624	0.3	0.6	0.3
Industrial gases.....				-	-	-	-	-	-	-	-
Adhesives and sealants.....	06	7904	12/83	-	-	-	-	-	-	-	-
Surface active agents.....			12/83	-	-	-	-	-	-	-	-
Gum and wood chemicals, including wood distillation products.....			06/84	-	-	-	-	-	-	-	-
Other miscellaneous chemical products.....	06	7909		-	-	-	-	-	-	-	-
Rubber and rubber products.....	07	1		-	-	-	-	-	-	-	-
Synthetic rubber, inc. styrene-butadiene rubber (SBR) and ethylene propylene.....	07	11		-	-	-	-	-	-	-	-
Synthetic rubber.....	07	1102		-	-	-	-	-	-	-	-
Tires, tubes, tread, & repair materials.....	07	12		-	-	-	-	-	-	-	-
Tires.....				-	-	-	-	-	-	-	-
Tread rubber, tire sundries, and repair materials.....				-	-	-	-	-	-	-	-
Miscellaneous rubber products.....	07	13		-	-	-	-	-	-	-	-
Rubber and plastics footwear, including athletic footwear.....	07	1301		-	-	-	-	-	-	-	-
Rubber and plastic belts and belting.....	07	1303		354.375	355.218	355.311	354.800	355.539	0.0	-0.1	0.2
Rubber and plastics hose.....	07	1304		-	-	-	-	-	-	-	-
Miscellaneous rubber products, n.e.c.....	07	1306	06/83	-	-	-	-	-	-	-	-
Plastic products.....	07	2		-	-	-	-	-	-	-	-
Plastic construction products.....	07	21		-	-	-	-	-	-	-	-
Plastics construction products.....	07	2106		-	-	-	-	-	-	-	-
Unsupported plastic film, sheet and other shapes.....	07	22		-	-	-	-	-	-	-	-
Unsupported plastics film, sheet, and other shapes.....	07	2205	12/82	-	-	-	-	-	-	-	-
Laminated plastic sheets, rods, and tubes.....	07	23		-	-	-	-	-	-	-	-
Laminated plastics plates, sheet (except packaging), and shapes.....	07	2304		-	-	-	-	-	-	-	-
Parts for manufacturing from plastics.....				-	-	-	-	-	-	-	-
Parts for transportation equipment.....				-	-	-	-	-	-	-	-
Other parts and components for manufacturing.....				-	-	-	-	-	-	-	-
Foam components for furniture.....	07	2603	12/82	-	-	-	-	-	-	-	-
Other plastic products.....			12/82	-	-	-	-	-	-	-	-
Other plastics products.....			12/82	-	-	-	-	-	-	-	-
Plastic packaging products.....			12/06	-	-	-	-	-	-	-	-
Plastics packaging products.....			12/06	-	-	-	-	-	-	-	-
Consumer, institutional, and commercial products, n.e.c.....			12/06	-	-	-	-	-	-	-	-

See footnotes at end of table.

Table 8. Producer price indexes and percentage changes for selected commodity and service groupings and individual items, seasonally adjusted — Continued
 [September 2024, Index base 1982=100, unless otherwise indicated]

Title	Commodity code		Other index base	Seasonally adjusted index ¹					Seasonally adjusted 1-month percent change ¹		
	Group code	Item code		May 2024	June 2024 ^P	July 2024 ^P	Aug. 2024 ^P	Sept. 2024 ^P	June to July ^P	July to Aug. ^P	Aug. to Sept. ^P
All other consumer, institutional, and commercial products.....			12/06	-	-	-	-	-	-	-	-
Recyclable plastics.....	07	2C	12/11	-	-	-	-	-	-	-	-
Recyclable plastics.....	07	2C01	12/11	-	-	-	-	-	-	-	-
Lumber.....	08	1		245.968	250.894	249.790	253.427	259.084	-0.4	1.5	2.2
Softwood lumber.....	08	11		241.222	249.151	246.546	253.189	263.285	-1.0	2.7	4.0
Softwood cut stock and dimension.....	08	1105		222.615	227.392	228.070	232.695	235.370	0.3	2.0	1.1
Softwood lumber, not edge worked.....	08	1106	12/03	123.272	127.484	125.881	129.607	135.355	-1.3	3.0	4.4
Softwood lumber, made from purchased lumber.....	08	1107	12/03	246.393	253.335	253.655	254.946	258.806	0.1	0.5	1.5
Hardwood lumber.....	08	12		-	-	-	-	-	-	-	-
Hardwood cut stock and dimension.....	08	1203		-	-	-	-	-	-	-	-
Hardwood flooring.....			06/84	-	-	-	-	-	-	-	-
Hardwood lumber, not edge worked.....	08	1205	12/03	-	-	-	-	-	-	-	-
Millwork.....	08	2		353.225	353.635	352.565	353.726	354.033	-0.3	0.3	0.1
General millwork.....	08	21		336.803	337.196	335.956	337.992	338.234	-0.4	0.6	0.1
General millwork.....	08	2101		336.803	337.196	335.956	337.992	338.234	-0.4	0.6	0.1
Prefabricated structural members.....	08	22		-	-	-	-	-	-	-	-
Prefabricated structural members.....	08	2201		-	-	-	-	-	-	-	-
Plywood.....	08	3		-	-	-	-	-	-	-	-
Softwood veneer and plywood.....	08	31		-	-	-	-	-	-	-	-
Softwood veneer and plywood.....				-	-	-	-	-	-	-	-
Hardwood veneer and plywood.....			12/05	-	-	-	-	-	-	-	-
Hardwood veneer and plywood.....			12/05	-	-	-	-	-	-	-	-
Other wood products.....	08	4		209.430	209.269	207.437	207.637	207.089	-0.9	0.1	-0.3
Wood pallets and pallet containers, wood and metal combination.....	08	41		-	-	-	-	-	-	-	-
Wood pallets and pallet containers.....	08	4101		-	-	-	-	-	-	-	-
Wood boxes.....	08	42		-	-	-	-	-	-	-	-
Wood boxes.....	08	4201		-	-	-	-	-	-	-	-
Miscellaneous wood products.....	08	49		155.404	155.566	155.165	155.870	156.219	-0.3	0.5	0.2
Wood ties, siding, shingles, and shakes, and contract sawing of logs owned by others.....			12/03	-	-	-	-	-	-	-	-
Sawn wood fence stock, wood lath, and contract resawing and planing.....			12/03	-	-	-	-	-	-	-	-
All other miscellaneous wood products.....	08	4909	06/84	243.883	244.183	243.442	245.416	246.059	-0.3	0.8	0.3
Logs, bolts, timber, pulpwood and wood chips.....	08	5		-	-	-	-	-	-	-	-
Logs, bolts, timber, pulpwood and wood chips.....	08	51		-	-	-	-	-	-	-	-
Logs, bolts, timber, pulpwood and wood chips.....	08	5105	12/11	-	-	-	-	-	-	-	-
Prefabricated wood buildings & components.....	08	6	12/84	381.354	381.468	378.835	380.476	381.426	-0.7	0.4	0.2
Prefabricated wood buildings & components.....	08	61	12/84	381.354	381.468	378.835	380.476	381.426	-0.7	0.4	0.2
Prefabricated wood buildings and components.....	08	6101	12/84	381.354	381.468	378.835	380.476	381.426	-0.7	0.4	0.2
Treated wood and contract wood preserving.....	08	7	06/85	-	-	-	-	-	-	-	-
Treated wood and contract wood preserving.....	08	71	06/85	-	-	-	-	-	-	-	-
Treated wood.....	08	7101	06/85	-	-	-	-	-	-	-	-
Contract wood preservation.....	08	7102	06/85	-	-	-	-	-	-	-	-
Pulp, paper, and prod., ex. bldg. paper.....	09	1		-	-	-	-	-	-	-	-
Wood pulp.....	09	11		-	-	-	-	-	-	-	-
Wood pulp.....	09	1105	06/06	-	-	-	-	-	-	-	-
Recyclable paper.....	09	12		-	-	-	-	-	-	-	-
News and other low grade recyclable paper.....	09	1201		-	-	-	-	-	-	-	-
Corrugated recyclable paper.....	09	1203		-	-	-	-	-	-	-	-
High grade recyclable paper (including pulp substitutes and deinking).....	09	1207	12/86	-	-	-	-	-	-	-	-
Paper.....	09	13		-	-	-	-	-	-	-	-
Writing and printing papers.....	09	1301		-	-	-	-	-	-	-	-
Newsprint.....				-	-	-	-	-	-	-	-
Packaging and industrial converting paper.....	09	1303		-	-	-	-	-	-	-	-
All other coated and processed papers.....			12/82	-	-	-	-	-	-	-	-
Paperboard.....	09	14		-	-	-	-	-	-	-	-
Corrugated paperboard in sheets and rolls, lined and unlined.....	09	1405		-	-	-	-	-	-	-	-
Paperboard, excluding corrugated paperboard in sheets and rolls.....	09	1411	12/82	-	-	-	-	-	-	-	-
Converted paper and paperboard products.....	09	15		-	-	-	-	-	-	-	-
Sanitary paper products, including stock.....	09	1501		-	-	-	-	-	-	-	-
Paper, plastic, and foil bags.....	09	1502		-	-	-	-	-	-	-	-
Paper boxes and containers.....	09	1503		-	-	-	-	-	-	-	-
Other corrugated and solid fiber products, including containers, pallets, pads, etc.....	09	1504		-	-	-	-	-	-	-	-
Office supplies and accessories.....	09	1506		-	-	-	-	-	-	-	-
Fiber cans, tubes, and similar fiber products.....	09	1507		-	-	-	-	-	-	-	-
Molded pulp goods, including egg cartons, florists pots, food trays, etc.....			06/85	-	-	-	-	-	-	-	-

See footnotes at end of table.

Table 8. Producer price indexes and percentage changes for selected commodity and service groupings and individual items, seasonally adjusted — Continued
 [September 2024, Index base 1982=100, unless otherwise indicated]

Title	Commodity code		Other index base	Seasonally adjusted index ¹					Seasonally adjusted 1-month percent change ¹		
	Group code	Item code		May 2024	June 2024 ^P	July 2024 ^P	Aug. 2024 ^P	Sept. 2024 ^P	June to July ^P	July to Aug. ^P	Aug. to Sept. ^P
Miscellaneous converted paper and paperboard products.....	09	1509	12/84	-	-	-	-	-	-	-	-
Pressure-sensitive products.....			12/82	-	-	-	-	-	-	-	-
Pressure-sensitive products.....			12/82	-	-	-	-	-	-	-	-
Building paper & building board mill prods.....	09	2		-	-	-	-	-	-	-	-
Hardboard, particleboard & fiberboard prods.....	09	22		-	-	-	-	-	-	-	-
Particleboard and fiberboard.....				-	-	-	-	-	-	-	-
Hardboard products.....			06/84	-	-	-	-	-	-	-	-
Publications, printed matter and printing material.....			06/09	-	-	-	-	-	-	-	-
Books printing.....	09	44	12/83	-	-	-	-	-	-	-	-
Books printing.....	09	4401	12/83	-	-	-	-	-	-	-	-
Manifold business forms printing.....			12/83	-	-	-	-	-	-	-	-
Manifold business forms printing.....			12/83	-	-	-	-	-	-	-	-
Commercial printing.....	09	47	06/82	-	-	-	-	-	-	-	-
Magazine and periodical printing.....	09	4701	06/82	-	-	-	-	-	-	-	-
Label and wrapper printing for packaging.....			06/82	-	-	-	-	-	-	-	-
Catalog and directory printing.....	09	4703	06/82	-	-	-	-	-	-	-	-
Advertising printing.....	09	4705	06/82	-	-	-	-	-	-	-	-
Other general job printing.....	09	4706	06/82	-	-	-	-	-	-	-	-
Other commercial printing, incl. screen, engraving, digital, & general job exc. labels/wrappers.....			12/88	-	-	-	-	-	-	-	-
Blankbooks, binders, and bookbinding work.....	09	48	06/85	-	-	-	-	-	-	-	-
Tradebinding and related work.....	09	4802	12/85	-	-	-	-	-	-	-	-
Services for the printing trade.....	09	49	06/85	-	-	-	-	-	-	-	-
Prepress services, including platemaking.....	09	4905	12/03	-	-	-	-	-	-	-	-
Iron and steel.....	10	1		310.311	298.429	295.499	294.389	296.482	-1.0	-0.4	0.7
Iron ores.....	10	11		-	-	-	-	-	-	-	-
Iron ores.....	10	1105	12/97	-	-	-	-	-	-	-	-
Iron and steel scrap.....	10	12		513.369	514.060	542.521	554.062	553.552	5.5	2.1	-0.1
Carbon steel scrap.....	10	1211	12/86	470.678	470.761	499.256	511.844	511.897	6.1	2.5	0.0
Stainless and other alloy steel scrap.....	10	1212	12/86	-	-	-	-	-	-	-	-
Cast iron scrap.....	10	1213	12/86	251.836	259.647	268.938	275.440	280.407	3.6	2.4	1.8
Other ferrous scrap.....	10	1215	06/06	-	-	-	-	-	-	-	-
Foundry and forge shop products.....	10	15		-	-	-	-	-	-	-	-
Pressure and soil pipe and fittings, cast iron.....	10	1502		-	-	-	-	-	-	-	-
Other gray and ductile iron castings.....	10	1504		-	-	-	-	-	-	-	-
Standard and pearlitic malleable iron castings.....	10	1505		-	-	-	-	-	-	-	-
Steel investment castings.....	10	1506		-	-	-	-	-	-	-	-
Carbon steel castings, except investment.....	10	1507		-	-	-	-	-	-	-	-
High alloy steel castings, excluding investment.....	10	1508		-	-	-	-	-	-	-	-
Other alloy steel castings, except investment.....	10	1509		-	-	-	-	-	-	-	-
Other forge shop products.....	10	1513	06/82	-	-	-	-	-	-	-	-
Steel mill products.....	10	17		-	-	-	-	-	-	-	-
Semifinished steel mill products.....	10	1702	06/82	390.255	388.224	381.318	382.890	388.129	-1.8	0.4	1.4
Hot rolled steel bars, plates, and structural shapes.....	10	1704	06/82	273.556	268.930	269.401	266.417	265.042	0.2	-1.1	-0.5
Steel wire.....	10	1705	06/82	-	-	-	-	-	-	-	-
Steel pipe and tube.....	10	1706	06/82	-	-	-	-	-	-	-	-
Cold rolled steel sheet and strip.....	10	1707	06/82	-	-	-	-	-	-	-	-
Cold finished steel bars and bar shapes.....	10	1708	06/82	-	-	-	-	-	-	-	-
Electrometallurgical ferroalloy products.....	10	1712	12/17	106.281	109.069	110.613	114.108	117.171	1.4	3.2	2.7
Nonferrous metals.....	10	2		350.968	351.740	352.489	342.975	346.618	0.2	-2.7	1.1
Nonferrous metal ores.....			12/83	-	-	-	-	-	-	-	-
Primary nonferrous metals.....	10	22		-	-	-	-	-	-	-	-
Primary nonferrous metals.....				-	-	-	-	-	-	-	-
Nonferrous scrap.....	10	23		503.001	507.808	508.727	472.935	478.969	0.2	-7.0	1.3
Copper base scrap.....	10	2301		-	-	-	-	-	-	-	-
Aluminum base scrap.....	10	2302		310.015	333.971	328.409	300.245	299.141	-1.7	-8.6	-0.4
Other nonferrous scrap (including lead, zinc and precious metals).....	10	2303		-	-	-	-	-	-	-	-
Secondary nonferrous metals.....	10	24		-	-	-	-	-	-	-	-
Secondary aluminum.....	10	2402		-	-	-	-	-	-	-	-
Secondary copper, alloyed and unalloyed.....	10	2403		-	-	-	-	-	-	-	-
Secondary precious metals.....				-	-	-	-	-	-	-	-
All other miscellaneous secondary nonferrous metals, including lead and zinc.....			06/11	-	-	-	-	-	-	-	-
Nonferrous mill shapes.....	10	25		-	-	-	-	-	-	-	-
Aluminum mill shapes.....				-	-	-	-	-	-	-	-
Copper and brass mill shapes.....	10	2502		-	-	-	-	-	-	-	-
Nickel and nickel-base alloy mill shapes.....	10	2504		-	-	-	-	-	-	-	-

See footnotes at end of table.

Table 8. Producer price indexes and percentage changes for selected commodity and service groupings and individual items, seasonally adjusted — Continued
 [September 2024, Index base 1982=100, unless otherwise indicated]

Title	Commodity code		Other index base	Seasonally adjusted index ¹					Seasonally adjusted 1-month percent change ¹		
	Group code	Item code		May 2024	June 2024 ^P	July 2024 ^P	Aug. 2024 ^P	Sept. 2024 ^P	June to July ^P	July to Aug. ^P	Aug. to Sept. ^P
Titanium and titanium-base alloy mill shapes.....				-	-	-	-	-	-	-	-
Other nonferrous mill shapes.....				-	-	-	-	-	-	-	-
Nonferrous wire and cable.....	10	26		-	-	-	-	-	-	-	-
Nonferrous wire and cable.....			12/82	-	-	-	-	-	-	-	-
Nonferrous forge shop products.....	10	27	12/83	222.936	224.612	223.217	223.898	224.676	-0.6	0.3	0.3
Nonferrous forge shop products.....	10	2701	12/83	222.936	224.612	223.217	223.898	224.676	-0.6	0.3	0.3
Nonferrous foundry shop products.....	10	28		287.701	290.019	290.990	290.610	290.545	0.3	-0.1	0.0
Aluminum castings.....	10	2802		238.007	239.858	240.870	241.712	241.955	0.4	0.3	0.1
Castings, nonferrous (except aluminum).....			12/11	-	-	-	-	-	-	-	-
Metal containers.....	10	3		-	-	-	-	-	-	-	-
Metal cans and can components.....	10	31		-	-	-	-	-	-	-	-
Steel cans and tinware end products.....	10	3102		-	-	-	-	-	-	-	-
Aluminum cans and can components.....	10	3103		-	-	-	-	-	-	-	-
Barrels, drums, pails and other metal containers.....	10	32		-	-	-	-	-	-	-	-
Barrels, drums, pails and other metal containers.....	10	3201		-	-	-	-	-	-	-	-
Hardware.....	10	4		-	-	-	-	-	-	-	-
Hardware, n.e.c.....	10	41		-	-	-	-	-	-	-	-
Builders' hardware.....	10	4101		-	-	-	-	-	-	-	-
Transportation equipment hardware.....				-	-	-	-	-	-	-	-
Furniture hardware.....				-	-	-	-	-	-	-	-
Other miscellaneous hardware.....			06/85	-	-	-	-	-	-	-	-
Hand and edge tools.....	10	42		-	-	-	-	-	-	-	-
Hand and edge tools.....	10	4201		-	-	-	-	-	-	-	-
Plumbing fixtures and fittings.....	10	5		338.037	338.255	339.989	342.067	342.234	0.5	0.6	0.0
Plumbing fixture fittings and trim.....	10	54		399.830	401.507	402.198	403.169	404.508	0.2	0.2	0.3
Plumbing fixtures, fittings, and trim.....	10	5402		399.666	401.335	402.033	403.005	404.338	0.2	0.2	0.3
Heating equipment.....	10	6		-	-	-	-	-	-	-	-
Steam and hot water equipment.....	10	61		-	-	-	-	-	-	-	-
Steam and hot water equipment.....	10	6101		-	-	-	-	-	-	-	-
Furnaces and heaters, including parts.....	10	62		-	-	-	-	-	-	-	-
Furnaces and heaters, including parts.....	10	6201		-	-	-	-	-	-	-	-
Other heating equipment, non-electric, including parts.....	10	63		-	-	-	-	-	-	-	-
Other heating equipment, non-electric, including parts.....	10	6301		-	-	-	-	-	-	-	-
Domestic heating stoves.....	10	64		-	-	-	-	-	-	-	-
Domestic heating stoves.....	10	6401		-	-	-	-	-	-	-	-
Domestic water heaters.....	10	66		-	-	-	-	-	-	-	-
Domestic water heaters.....	10	6601		-	-	-	-	-	-	-	-
Fabricated structural metal products.....	10	7		360.232	357.576	358.603	361.790	363.649	0.3	0.9	0.5
Metal doors, sash, and trim.....	10	71		-	-	-	-	-	-	-	-
Metal doors and frames (except storm).....	10	7102	06/83	-	-	-	-	-	-	-	-
Metal windows (except storm sash).....			06/83	-	-	-	-	-	-	-	-
Metal molding and trim and store fronts.....			06/83	-	-	-	-	-	-	-	-
Metal combination screen, storm sash, and storm doors.....			06/83	-	-	-	-	-	-	-	-
Metal window and door screens (except combination screens) and metal weather strip.....			05/16	-	-	-	-	-	-	-	-
Metal tanks.....	10	72		-	-	-	-	-	-	-	-
Metal tanks.....	10	7201		-	-	-	-	-	-	-	-
Sheet metal products.....	10	73		-	-	-	-	-	-	-	-
Sheet metal products.....	10	7301		-	-	-	-	-	-	-	-
Structural, architectural, and pre-engineered metal products.....	10	74		341.469	336.998	338.050	338.571	340.109	0.3	0.2	0.5
Fabricated structural metal.....	10	7405		328.685	321.665	322.484	323.358	326.817	0.3	0.3	1.1
Custom roll form products.....	10	7407		-	-	-	-	-	-	-	-
Ornamental and architectural metal work.....			12/83	-	-	-	-	-	-	-	-
Fabricated metal pipe, tube, and fittings.....			12/11	-	-	-	-	-	-	-	-
Heat exchangers and steam condensers.....	10	75		442.331	443.032	452.991	458.643	461.778	2.2	1.2	0.7
Heat exchangers and steam condensers.....	10	7501		441.974	442.675	452.612	458.205	461.386	2.2	1.2	0.7
Fabricated steel plate.....	10	76		-	-	-	-	-	-	-	-
Fabricated steel plate.....	10	7601		-	-	-	-	-	-	-	-
Prefabricated metal buildings.....	10	79		557.219	553.453	544.574	527.963	532.960	-1.6	-3.1	0.9
Prefabricated metal building systems (excl. farm service bldgs, residential bldgs, and parts).....	10	7901		579.430	579.968	578.390	569.027	574.945	-0.3	-1.6	1.0
Farm service buildings and other prefabricated and portable buildings, steel and aluminum.....	10	7902		-	-	-	-	-	-	-	-
Panels, parts, and sections for prefabricated buildings, steel and aluminum.....				-	-	-	-	-	-	-	-
Miscellaneous metal products.....	10	8		-	-	-	-	-	-	-	-
Bolts, nuts, screws, rivets, and washers.....	10	81		-	-	-	-	-	-	-	-

See footnotes at end of table.

Table 8. Producer price indexes and percentage changes for selected commodity and service groupings and individual items, seasonally adjusted — Continued
 [September 2024, Index base 1982=100, unless otherwise indicated]

Title	Commodity code		Other index base	Seasonally adjusted index ¹					Seasonally adjusted 1-month percent change ¹		
	Group code	Item code		May 2024	June 2024 ^P	July 2024 ^P	Aug. 2024 ^P	Sept. 2024 ^P	June to July ^P	July to Aug. ^P	Aug. to Sept. ^P
Externally threaded fasteners, except aircraft types.....			06/82	-	-	-	-	-	-	-	-
Internally threaded fasteners, except aircraft types.....			06/82	-	-	-	-	-	-	-	-
Nonthreaded metal fasteners, except aircraft types.....			06/82	-	-	-	-	-	-	-	-
Aircraft fasteners, except plastics (including aerospace).....			06/82	-	-	-	-	-	-	-	-
Formed products, except fasteners, made by cold-, warm-, or hot-heading processes.....			06/82	-	-	-	-	-	-	-	-
Lighting fixtures.....	10	83		-	-	-	-	-	-	-	-
Residential electric lighting fixtures, except portable.....				-	-	-	-	-	-	-	-
Commercial, institutional and industrial electric lighting fixtures.....	10	8303		-	-	-	-	-	-	-	-
Other lighting equipment.....	10	8305		-	-	-	-	-	-	-	-
Ammunition, except for small arms.....			12/85	-	-	-	-	-	-	-	-
Ammunition, except for small arms.....			12/85	-	-	-	-	-	-	-	-
Ordnance and ordnance accessories, n.e.c.....			12/85	-	-	-	-	-	-	-	-
Ordnance and ordnance accessories, n.e.c.....			12/85	-	-	-	-	-	-	-	-
Fabricated ferrous wire products.....	10	88	06/82	337.118	348.255	347.850	346.245	345.870	-0.1	-0.5	-0.1
Ferrous wire rope, cable, forms and strand.....			06/82	-	-	-	-	-	-	-	-
Ferrous wire cloth, other woven wire products.....	10	8807	06/82	-	-	-	-	-	-	-	-
Other fabricated ferrous wire products.....	10	8809	06/82	339.272	356.587	356.118	355.521	354.139	-0.1	-0.2	-0.4
Steel nails, staples, tacks, spikes and brads.....			06/09	-	-	-	-	-	-	-	-
Other miscellaneous metal products.....	10	89		-	-	-	-	-	-	-	-
Wire springs.....				-	-	-	-	-	-	-	-
Other metal products.....	10	8905		-	-	-	-	-	-	-	-
Metal stampings n.e.c.....			06/84	-	-	-	-	-	-	-	-
Metal foil and leaf.....			12/84	-	-	-	-	-	-	-	-
Heavy gauge springs.....	10	8909	06/04	-	-	-	-	-	-	-	-
Agricultural machinery and equipment.....	11	1		-	-	-	-	-	-	-	-
Agricultural machinery and equipment.....	11	14	12/02	-	-	-	-	-	-	-	-
Commercial turf and grounds care equipment, including parts and attachments.....	11	1401	12/02	-	-	-	-	-	-	-	-
Farm plows, harrows, rollers, pulverizers, etc., and attachments.....			12/02	-	-	-	-	-	-	-	-
Farm dairy equipment, sprayers and dusters, farm blowers, and attachments.....			12/02	-	-	-	-	-	-	-	-
Planting, seeding, and fertilizing machinery and attachments.....	11	1405	12/02	-	-	-	-	-	-	-	-
Harvesting machinery (except hay and straw) and attachments.....	11	1406	12/82	-	-	-	-	-	-	-	-
Haying machinery and attachments.....	11	1407	12/82	-	-	-	-	-	-	-	-
All other farm machinery and equipment, excluding parts, including attachments.....			12/02	-	-	-	-	-	-	-	-
Parts for farm machinery, for sale separately.....			12/02	-	-	-	-	-	-	-	-
Construction machinery and equipment.....	11	2		-	-	-	-	-	-	-	-
Tractors and attachments, ex. parts.....			12/99	-	-	-	-	-	-	-	-
Construction machinery for mounting (excluding parts, winches, snow clearing attachments).....			12/99	-	-	-	-	-	-	-	-
Tractor shovel loaders (skid steer, wheel, crawler, and integral design backhoes).....	11	2A04		-	-	-	-	-	-	-	-
Construction wheel and crawler tractors, dozers, self-propelled log skidders, etc.....			12/03	-	-	-	-	-	-	-	-
Power cranes, draglines, & shovels (excavators) (incl. surface mining equipment) (excl. parts).....	11	2B	12/99	-	-	-	-	-	-	-	-
Power cranes, draglines, & shovels (excavators) (incl. surface mining equip.) (excluding parts).....	11	2B05	12/99	-	-	-	-	-	-	-	-
Mixers, pavers, and related equipment (excluding parts).....	11	2C		-	-	-	-	-	-	-	-
Mixers, pavers, and related equipment (excluding parts).....	11	2C01		-	-	-	-	-	-	-	-
Off-highway, equipment, ex. parts.....			12/99	-	-	-	-	-	-	-	-
Graders, rollers & compactors, rough-terrain forklifts, scrapers, trenchers, etc. (excl. parts).....			12/03	-	-	-	-	-	-	-	-
Misc. construction machinery and equipment.....	11	2J	12/05	-	-	-	-	-	-	-	-
Winches, aerial work platforms, and automotive wrecker hoists, including parts and attachments.....			12/05	-	-	-	-	-	-	-	-
Other construction machinery and equipment (excluding parts).....	11	2J03	12/03	-	-	-	-	-	-	-	-
Parts for construction machinery and equipment, sold separately.....			12/99	-	-	-	-	-	-	-	-
Parts for construction machinery and equipment, sold separately.....			12/99	-	-	-	-	-	-	-	-
Metalworking machinery and equipment.....	11	3		248.910	249.437	250.209	250.827	251.090	0.3	0.2	0.1
Power-driven handtools, including parts and attachments.....	11	32		-	-	-	-	-	-	-	-
Power-driven handtools, including parts and attachments.....	11	3211	12/04	-	-	-	-	-	-	-	-
Welding machines and equipment.....	11	33		-	-	-	-	-	-	-	-
Arc welding machines, components, and accessories, excluding electrodes and stud welding equip.....	11	3301		-	-	-	-	-	-	-	-
Resistance welders, components, accessories, and electrodes.....				-	-	-	-	-	-	-	-
Gas welding and cutting equipment, parts, attachments, and accessories.....	11	3304		-	-	-	-	-	-	-	-
Other welding equipment, components, and accessories (excluding arc, resistance, and gas).....			12/00	-	-	-	-	-	-	-	-

See footnotes at end of table.

Table 8. Producer price indexes and percentage changes for selected commodity and service groupings and individual items, seasonally adjusted — Continued
 [September 2024, Index base 1982=100, unless otherwise indicated]

Title	Commodity code		Other index base	Seasonally adjusted index ¹					Seasonally adjusted 1-month percent change ¹		
	Group code	Item code		May 2024	June 2024 ^P	July 2024 ^P	Aug. 2024 ^P	Sept. 2024 ^P	June to July ^P	July to Aug. ^P	Aug. to Sept. ^P
Industrial process furnaces and ovens.	11	34		-	-	-	-	-	-	-	-
Industrial process furnaces and ovens, except parts and attachments.	11	3407	12/04	-	-	-	-	-	-	-	-
Parts and attachments for industrial process furnaces and ovens.			06/11	-	-	-	-	-	-	-	-
Cutting tools and accessories.	11	35		-	-	-	-	-	-	-	-
Small cutting tools.	11	3501		-	-	-	-	-	-	-	-
Other machine tool attachments and accessories.	11	3505	06/83	-	-	-	-	-	-	-	-
Abrasive products.	11	36		-	-	-	-	-	-	-	-
Nonmetallic sized grains, powders, and flour abrasives (incl. graded only). ...				-	-	-	-	-	-	-	-
Nonmetallic abrasive products (including diamond abrasives).	11	3603		-	-	-	-	-	-	-	-
Nonmetallic coated abrasive products and buffing wheels, polishing wheels, and laps.	11	3605		-	-	-	-	-	-	-	-
Metal cutting machine tools.	11	37		-	-	-	-	-	-	-	-
Other metal-cutting machine tools.			12/09	-	-	-	-	-	-	-	-
Metal machining centers.			12/09	-	-	-	-	-	-	-	-
Rebuilt metal-cutting machine tools and parts for metal-cutting machine tools.			12/02	-	-	-	-	-	-	-	-
Metal forming machine tools.	11	38		297.353	298.958	301.175	301.641	298.963	0.7	0.2	-0.9
Metal-forming machine tools (except rebuilt and parts).	11	3826	12/09	155.234	156.412	156.270	155.137	152.636	-0.1	-0.7	-1.6
Rebuilt metal-forming machine tools and parts for metal-forming machine tools.			12/02	-	-	-	-	-	-	-	-
Tools, dies, jigs, fixtures & ind. molds.				-	-	-	-	-	-	-	-
Special tools, dies, jigs, and fixtures.				-	-	-	-	-	-	-	-
Industrial molds and mold boxes.				-	-	-	-	-	-	-	-
Metalworking machinery n. e. c.			06/83	-	-	-	-	-	-	-	-
Rolling mill and other metalworking machinery, including assembly machines.			09/23	-	-	-	-	-	-	-	-
General purpose machinery and equipment.	11	4		339.047	339.296	339.110	342.623	342.669	-0.1	1.0	0.0
Pumps, compressors, and equipment.	11	41		-	-	-	-	-	-	-	-
Industrial pumps, except hydraulic fluid power pumps.	11	4102		387.180	388.500	389.244	392.478	395.591	0.2	0.8	0.8
Parts and attachments for air and gas compressors and vacuum pumps.	11	4107	06/84	-	-	-	-	-	-	-	-
Domestic water systems.	11	4113	12/03	-	-	-	-	-	-	-	-
Air and gas compressors and vacuum pumps.	11	4115	06/05	-	-	-	-	-	-	-	-
Other pumps, including parts and attachments.	11	4119	12/83	-	-	-	-	-	-	-	-
Elevators, escalators, and other lifts.	11	42		-	-	-	-	-	-	-	-
Elevators and moving stairways.				-	-	-	-	-	-	-	-
Parts and attachments for elevators and moving stairs (sold separately). ...	11	4202		-	-	-	-	-	-	-	-
Fluid power equipment.	11	43		-	-	-	-	-	-	-	-
Fluid power pumps and parts.	11	4301		-	-	-	-	-	-	-	-
Fluid power valves.	11	4302		-	-	-	-	-	-	-	-
Fluid power cylinders, actuators, accumulators, cushions, & parts.	11	4303		-	-	-	-	-	-	-	-
Fluid power hose and tube fittings.				-	-	-	-	-	-	-	-
Parts for fluid power valves.	11	4305	06/91	-	-	-	-	-	-	-	-
Industrial material handling equipment.	11	44		-	-	-	-	-	-	-	-
Conveying equipment, except parts and accessories.	11	4402		-	-	-	-	-	-	-	-
Industrial trucks, trailers, and stackers.	11	4403		-	-	-	-	-	-	-	-
Hoists, overhead cranes, and monorail systems.	11	4404		-	-	-	-	-	-	-	-
Parts and accessories for conveyors and conveying systems.			09/18	-	-	-	-	-	-	-	-
Mechanical power transmission equipment.	11	45		-	-	-	-	-	-	-	-
Speed changers, drives, gears.	11	4501		-	-	-	-	-	-	-	-
Other power transmission equipment.	11	4502	12/84	-	-	-	-	-	-	-	-
Scales and balances.	11	46		-	-	-	-	-	-	-	-
Vehicle and industrial scales.	11	4611	12/91	-	-	-	-	-	-	-	-
Retail, commercial, household, and mailing scales and balances.	11	4612	12/91	-	-	-	-	-	-	-	-
Parts, attachments, and accessories for scales and balances.	11	4613	12/91	-	-	-	-	-	-	-	-
Air purification equipment and industrial and commercial fans and blowers. ...	11	47		-	-	-	-	-	-	-	-
Fan, blower, air purification equipment.	11	4701		-	-	-	-	-	-	-	-
Air conditioning and refrigeration equip.	11	48		299.140	296.987	297.833	303.432	300.113	0.3	1.9	-1.1
Unitary air-conditioners, except air source heat pumps.				-	-	-	-	-	-	-	-
Commercial refrigeration equipment.	11	4803		-	-	-	-	-	-	-	-
All other miscellaneous refrigeration and air-conditioning equipment.	11	4806		-	-	-	-	-	-	-	-
Heat transfer equipment, including heat pumps.	11	4807	12/11	174.741	173.574	173.236	175.583	173.785	-0.2	1.4	-1.0
Parts and accessories for air conditioning and heat transfer equipment.	11	4809	12/89	-	-	-	-	-	-	-	-
Refrigeration condensing units.			01/19	-	-	-	-	-	-	-	-
Miscellaneous general purpose equipment.	11	49		373.430	374.960	373.944	374.127	375.602	-0.3	0.0	0.4
Metal valves, except fluid power.	11	4902	12/82	443.153	443.812	441.388	441.062	446.698	-0.5	-0.1	1.3
Metal pipe fittings, flanges, and unions.			12/82	-	-	-	-	-	-	-	-
Ball and roller bearings.	11	4905		-	-	-	-	-	-	-	-
Industrial patterns.	11	4907	12/84	-	-	-	-	-	-	-	-
Filters and strainers.	11	4908	12/84	-	-	-	-	-	-	-	-

See footnotes at end of table.

Table 8. Producer price indexes and percentage changes for selected commodity and service groupings and individual items, seasonally adjusted — Continued
 [September 2024, Index base 1982=100, unless otherwise indicated]

Title	Commodity code		Other index base	Seasonally adjusted index ¹					Seasonally adjusted 1-month percent change ¹		
	Group code	Item code		May 2024	June 2024 ^P	July 2024 ^P	Aug. 2024 ^P	Sept. 2024 ^P	June to July ^P	July to Aug. ^P	Aug. to Sept. ^P
Other miscellaneous general purpose equipment.....	11	4911	12/84	265.205	265.609	265.966	264.829	265.295	0.1	-0.4	0.2
Electronic computers and computer equipment.....			02/23	-	-	-	-	-	-	-	-
Electronic computers.....			02/23	-	-	-	-	-	-	-	-
Electronic computers.....			02/23	-	-	-	-	-	-	-	-
Computer storage devices.....			12/04	-	-	-	-	-	-	-	-
Computer storage devices (except parts, attachments and accessories).....			12/04	-	-	-	-	-	-	-	-
Computer peripheral equipment and parts.....			12/98	-	-	-	-	-	-	-	-
Parts, attachments, and accessories for computer terminals and peripherals.....			12/98	-	-	-	-	-	-	-	-
Computer terminals (including POS and funds-transfer devices) and other computer peripherals.....			06/99	-	-	-	-	-	-	-	-
Special industry machinery and equipment.....	11	6		284.432	285.055	285.427	286.118	286.529	0.1	0.2	0.1
Food products machinery.....	11	61		-	-	-	-	-	-	-	-
Dairy and milk products plant machinery and equipment.....				-	-	-	-	-	-	-	-
Commercial food products machinery (except packaging and cooking equipment).....	11	6104		-	-	-	-	-	-	-	-
Industrial food products machinery for processing foods, beverages, & animal & fowl feed.....	11	6105	12/83	-	-	-	-	-	-	-	-
Textile machinery and equipment.....	11	62		-	-	-	-	-	-	-	-
Textile machinery (except parts, attachments, and accessories).....	11	6212	06/86	-	-	-	-	-	-	-	-
Textile machinery parts and attachments.....				-	-	-	-	-	-	-	-
Sawmill and woodworking machinery.....	11	63		-	-	-	-	-	-	-	-
Sawmill and woodworking machinery.....			12/04	-	-	-	-	-	-	-	-
Paper industries machinery.....	11	64	06/82	-	-	-	-	-	-	-	-
Paper industries machinery.....	11	6401	06/82	-	-	-	-	-	-	-	-
Printing trades machinery and equipment.....				-	-	-	-	-	-	-	-
Other printing machinery and equipment.....			12/82	-	-	-	-	-	-	-	-
Other special industry machinery.....	11	66		265.095	266.528	267.296	267.741	268.207	0.3	0.2	0.2
Plastics and rubber working machinery.....				-	-	-	-	-	-	-	-
Miscellaneous special industry machinery.....	11	6606		259.790	261.418	262.291	262.796	263.326	0.3	0.2	0.2
Packing, packaging, and bottling machinery and parts.....	11	67		-	-	-	-	-	-	-	-
Packing, packaging, and bottling machinery and parts.....			06/06	-	-	-	-	-	-	-	-
Service industry machinery and parts.....	11	68	06/82	-	-	-	-	-	-	-	-
Service industry machinery and parts.....	11	6801	06/82	-	-	-	-	-	-	-	-
Electrical machinery and equipment.....	11	7		137.235	137.548	137.361	137.313	137.689	-0.1	0.0	0.3
Wiring devices.....	11	71		-	-	-	-	-	-	-	-
Current-carrying wiring devices.....	11	7101		-	-	-	-	-	-	-	-
Noncurrent-carrying wiring devices.....				-	-	-	-	-	-	-	-
Integrating and measuring instruments.....	11	72		-	-	-	-	-	-	-	-
Test equipment for electrical, radio, & communication circuits & motors.....			12/83	-	-	-	-	-	-	-	-
Motors, generators, motor generator sets.....	11	73		-	-	-	-	-	-	-	-
Fractional horsepower motors and generators.....	11	7303	06/83	-	-	-	-	-	-	-	-
Integral horsepower motors and generators (excluding land transportation types).....	11	7304	06/83	-	-	-	-	-	-	-	-
Parts and supplies for motors and generators.....			06/83	-	-	-	-	-	-	-	-
Other motors and generators.....	11	7311	06/06	-	-	-	-	-	-	-	-
Transformers and power regulators.....	11	74		-	-	-	-	-	-	-	-
Power and distribution transformers, except parts.....			12/99	-	-	-	-	-	-	-	-
Other transformers and parts for transformers.....			12/99	-	-	-	-	-	-	-	-
Switchgear, switchboard, industrial controls equipment.....	11	75		-	-	-	-	-	-	-	-
Industrial controls and related parts and accessories.....	11	7507		-	-	-	-	-	-	-	-
Switchgear and switchboard apparatus.....			06/05	-	-	-	-	-	-	-	-
Communications and related equipment and miscellaneous electronic systems & equipment.....	11	76	12/85	136.800	137.137	137.336	137.465	138.797	0.1	0.1	1.0
Telephone and wireline data networking equipment.....	11	7601	12/85	-	-	-	-	-	-	-	-
Other communications and related equipment, including broadcast and wireless.....	11	7603	06/13	-	-	-	-	-	-	-	-
Electronic systems and equipment, n.e.c.....			12/03	-	-	-	-	-	-	-	-
Search, detection, navigation & guidance systems and equipment.....	11	7606	06/04	170.898	171.060	171.478	171.620	171.711	0.2	0.1	0.1
Electric lamp bulbs, tubes, and components.....	11	77		-	-	-	-	-	-	-	-
Electric lamp bulbs, tubes, and components.....			12/04	-	-	-	-	-	-	-	-
Electronic components and accessories.....	11	78		68.703	68.618	67.890	67.881	67.984	-1.1	0.0	0.2
Relays for electronic circuitry, industrial control overload, and switchgear type.....	11	7821		-	-	-	-	-	-	-	-
Switches, mechanical, for electronic circuitry.....	11	7822	06/82	-	-	-	-	-	-	-	-
Connectors for electronic circuitry.....	11	7824		258.374	261.252	260.875	262.657	263.251	-0.1	0.7	0.2
Filters, crystals, and transducers.....			06/82	-	-	-	-	-	-	-	-
Integrated circuit packages, including microprocessors.....			06/05	-	-	-	-	-	-	-	-
Other semiconductor devices, incl. transistors, diodes, and semiconductor parts such as wafers.....	11	7847	06/05	80.857	80.877	80.658	79.508	79.805	-0.3	-1.4	0.4

See footnotes at end of table.

Table 8. Producer price indexes and percentage changes for selected commodity and service groupings and individual items, seasonally adjusted — Continued
 [September 2024, Index base 1982=100, unless otherwise indicated]

Title	Commodity code		Other index base	Seasonally adjusted index ¹					Seasonally adjusted 1-month percent change ¹		
	Group code	Item code		May 2024	June 2024 ^P	July 2024 ^P	Aug. 2024 ^P	Sept. 2024 ^P	June to July ^P	July to Aug. ^P	Aug. to Sept. ^P
Bare printed circuit boards.			12/00	-	-	-	-	-	-	-	-
Electronic coils, transformers, and other inductors.	11	7853	06/82	-	-	-	-	-	-	-	-
Capacitors and resistors for electronic circuitry.			12/22	-	-	-	-	-	-	-	-
Microwave components, electron tubes, and other electronic components, n.e.c.			06/00	-	-	-	-	-	-	-	-
Printed circuit assemblies, loaded boards, modules and consumer external modems.	11	7861	06/82	-	-	-	-	-	-	-	-
Miscellaneous electrical machinery and equipment.				-	-	-	-	-	-	-	-
Storage batteries.				-	-	-	-	-	-	-	-
Primary batteries.				-	-	-	-	-	-	-	-
Carbon and graphite products.	11	7903		-	-	-	-	-	-	-	-
X-ray and electromedical equipment.	11	7905		-	-	-	-	-	-	-	-
Miscellaneous electrical industrial apparatus.			12/85	-	-	-	-	-	-	-	-
All other electrical equipment and components, except industrial.			12/06	-	-	-	-	-	-	-	-
Miscellaneous instruments.	11	8		254.564	255.338	256.121	257.263	258.261	0.3	0.4	0.4
Automatic environmental controls for monitoring residential, commercial, and appliance use.	11	81		-	-	-	-	-	-	-	-
Automatic environmental controls for monitoring residential, commercial, and appliance use.	11	8105	12/03	-	-	-	-	-	-	-	-
Industrial process control instruments.	11	82	06/83	300.340	302.434	303.176	303.641	304.079	0.2	0.2	0.1
Industrial process control instruments.	11	8201	06/83	300.340	302.434	303.176	303.641	304.079	0.2	0.2	0.1
Fluid meters and counting devices.	11	84	12/85	-	-	-	-	-	-	-	-
Fluid meters and counting devices.	11	8401	12/85	-	-	-	-	-	-	-	-
Engineering and scientific instruments.	11	85	12/85	294.491	295.709	296.485	297.485	300.650	0.3	0.3	1.1
Aeronautical, nautical, and navigational instruments.	11	8501	12/85	328.669	329.573	329.609	330.598	333.720	0.0	0.3	0.9
Hospital beds and specialized hospital furniture.			12/11	-	-	-	-	-	-	-	-
Measuring instruments and lenses.	11	86	12/85	174.650	174.988	175.744	176.950	177.724	0.4	0.7	0.4
Sighting, tracking, and fire-control equipment, optical type.	11	8601	12/85	-	-	-	-	-	-	-	-
All other miscellaneous optical instruments and lenses.	11	8602	12/85	-	-	-	-	-	-	-	-
Laboratory analytical instruments.	11	8603	12/85	186.322	186.605	187.481	187.784	188.638	0.5	0.2	0.5
Measuring & controlling devices, n.e.c.	11	89	06/85	-	-	-	-	-	-	-	-
Aircraft engine instruments.			06/85	-	-	-	-	-	-	-	-
Nuclear radiation detection & monitoring instruments.	11	8904	06/85	-	-	-	-	-	-	-	-
Physical properties and kinematic testing equipment.			06/04	-	-	-	-	-	-	-	-
Commercial, geophysical, meteorological, surveying, drafting & general-purpose instruments.			06/04	-	-	-	-	-	-	-	-
Miscellaneous machinery.	11	9		-	-	-	-	-	-	-	-
Oil field and gas field machinery.	11	91		-	-	-	-	-	-	-	-
Oil and gas field drilling, surveying, and cementing machinery (except parts sold separately).	11	9102		-	-	-	-	-	-	-	-
Oil field and gas field production machinery (except pumps and parts sold separately).				-	-	-	-	-	-	-	-
Parts and attachments for oil and gas field machinery and equipment.			12/10	-	-	-	-	-	-	-	-
Mining machinery and equipment.	11	92		-	-	-	-	-	-	-	-
Mining machinery and equipment (except parts sold separately).			09/19	-	-	-	-	-	-	-	-
Parts and attachments for mining machinery and equipment (sold separately).	11	9253		-	-	-	-	-	-	-	-
Internal combustion engines.	11	94		-	-	-	-	-	-	-	-
Diesel, semidiesel, and dual-fuel engines (except automotive).	11	9407	12/82	-	-	-	-	-	-	-	-
Diesel, semidiesel, and dual-fuel engines for automobiles, trucks, and buses.	11	9408	12/82	-	-	-	-	-	-	-	-
Parts & accessories for internal combustion engines, ex. aircraft & gasoline automotive engines.	11	9413		252.179	252.632	253.397	254.315	254.727	0.3	0.4	0.2
Machine shop products.	11	95		-	-	-	-	-	-	-	-
Machine shop products.			06/84	-	-	-	-	-	-	-	-
Turbines and turbine generator sets.			06/87	-	-	-	-	-	-	-	-
Turbines and turbine generator sets (excluding parts).			06/87	-	-	-	-	-	-	-	-
Parts & accessories for turbines, turbine generators, and turbine generator sets.			09/15	-	-	-	-	-	-	-	-
Parts & accessories for turbines, turbine generators, and turbine generator sets.			09/15	-	-	-	-	-	-	-	-
Household furniture.	12	1		-	-	-	-	-	-	-	-
Metal household furniture.	12	11		-	-	-	-	-	-	-	-
Metal household furniture.				-	-	-	-	-	-	-	-
Wood household furniture (nonupholstered).	12	12		-	-	-	-	-	-	-	-
Wood household furniture (nonupholstered).			12/22	-	-	-	-	-	-	-	-
Upholstered household furniture.	12	13		-	-	-	-	-	-	-	-
Upholstered household furniture.	12	1301		-	-	-	-	-	-	-	-
Bedding.	12	14		-	-	-	-	-	-	-	-
Bedding.				-	-	-	-	-	-	-	-

See footnotes at end of table.

Table 8. Producer price indexes and percentage changes for selected commodity and service groupings and individual items, seasonally adjusted — Continued
 [September 2024, Index base 1982=100, unless otherwise indicated]

Title	Commodity code		Other index base	Seasonally adjusted index ¹					Seasonally adjusted 1-month percent change ¹		
	Group code	Item code		May 2024	June 2024 ^P	July 2024 ^P	Aug. 2024 ^P	Sept. 2024 ^P	June to July ^P	July to Aug. ^P	Aug. to Sept. ^P
Metal porch, lawn, outdoor & casual furniture.	12	15		-	-	-	-	-	-	-	-
Porch and lawn furniture.	12	1501		-	-	-	-	-	-	-	-
Commercial furniture.	12	2		-	-	-	-	-	-	-	-
Wood office furniture and store fixtures.	12	21		-	-	-	-	-	-	-	-
Wood office furniture and store fixtures.				-	-	-	-	-	-	-	-
Nonwood furniture and store fixtures.	12	22		-	-	-	-	-	-	-	-
Nonwood commercial storage units, files, and tables.				-	-	-	-	-	-	-	-
Nonwood commercial furniture.				-	-	-	-	-	-	-	-
Nonwood partitions and fixtures.			12/83	-	-	-	-	-	-	-	-
Public building furniture.			12/84	-	-	-	-	-	-	-	-
Public building furniture.			12/84	-	-	-	-	-	-	-	-
Commercial furniture and fixtures, n.e.c.	12	24	12/85	-	-	-	-	-	-	-	-
Commercial furniture and fixtures, n.e.c.	12	2401	12/85	-	-	-	-	-	-	-	-
Floor coverings.	12	3		-	-	-	-	-	-	-	-
Carpets and rugs.	12	31		-	-	-	-	-	-	-	-
Carpet and rugs.				-	-	-	-	-	-	-	-
Resilient floor coverings.	12	32		-	-	-	-	-	-	-	-
Resilient floor coverings.	12	3201		-	-	-	-	-	-	-	-
Household appliances.	12	4		-	-	-	-	-	-	-	-
Major appliances.	12	41		-	-	-	-	-	-	-	-
Household cooking appliances.				-	-	-	-	-	-	-	-
Household refrigeration equipment.				-	-	-	-	-	-	-	-
Other major household appliances including room air-conditioners.	12	4104		-	-	-	-	-	-	-	-
Household vacuum cleaners, including parts and attachments.	12	43		-	-	-	-	-	-	-	-
Household vacuum cleaners and other floor care machines (including parts and attachments).	12	4301		-	-	-	-	-	-	-	-
Electric housewares and fans.	12	44		-	-	-	-	-	-	-	-
Parts and attachments for small electric household appliances, including fan parts.			12/82	-	-	-	-	-	-	-	-
Small electric household appliances, including fans.			05/21	-	-	-	-	-	-	-	-
Portable residential lighting fixtures, including parts and accessories.	12	45		-	-	-	-	-	-	-	-
Portable residential lighting fixtures, including parts and accessories.				-	-	-	-	-	-	-	-
Home electronic equipment.	12	5		-	-	-	-	-	-	-	-
Speakers and commercial sound equipment.	12	57	12/03	-	-	-	-	-	-	-	-
Speakers and commercial sound equipment.	12	5707	12/03	-	-	-	-	-	-	-	-
Other home electronic equipment.			06/04	-	-	-	-	-	-	-	-
Other home electronic equipment, including television receivers and automotive A/V equipment.			01/17	-	-	-	-	-	-	-	-
Other household durable goods.	12	6		-	-	-	-	-	-	-	-
Vitreous china, fine earthenware, and other pottery products.	12	61		-	-	-	-	-	-	-	-
Vitreous china, porcelain, and earthenware table and kitchenware and other pottery products.	12	6101		-	-	-	-	-	-	-	-
Mirrors (decorated and undecorated).				-	-	-	-	-	-	-	-
Mirrors (decorated and undecorated), made from purchased glass.				-	-	-	-	-	-	-	-
Lawn/garden equipment.	12	66		-	-	-	-	-	-	-	-
Parts and attachments for consumer lawn, garden, and snow equipment.			12/82	-	-	-	-	-	-	-	-
Consumer lawn, garden, and snow equipment.			05/18	-	-	-	-	-	-	-	-
Cutlery, flatware (except precious), razors and razor blades.	12	67		-	-	-	-	-	-	-	-
Cutlery, flatware (except precious), razors and razor blades.	12	6701		-	-	-	-	-	-	-	-
Metal kitchen utensil, pots, and pans.				-	-	-	-	-	-	-	-
Metal kitchen utensil, pots, and pans.				-	-	-	-	-	-	-	-
Window shades, blinds, and accessories.	12	69	06/84	-	-	-	-	-	-	-	-
Window shades, blinds, and accessories.	12	6901	06/84	-	-	-	-	-	-	-	-
Glass.				-	-	-	-	-	-	-	-
Flat glass.	13	11		-	-	-	-	-	-	-	-
Specialty glass.	13	1107		-	-	-	-	-	-	-	-
Flat glass (float, sheet, and plate process).			12/22	-	-	-	-	-	-	-	-
Other finished glassware.	13	13	06/83	-	-	-	-	-	-	-	-
Pressed and blown glassware.	13	1301	06/83	-	-	-	-	-	-	-	-
Concrete ingredients and related products.	13	2		429.474	429.916	432.617	435.913	437.029	0.6	0.8	0.3
Construction sand, gravel, and crushed stone.	13	21		486.650	486.972	491.608	496.352	497.669	1.0	1.0	0.3
Construction sand, gravel and crushed stone.	13	2101		486.650	486.972	491.608	496.352	497.669	1.0	1.0	0.3
Cement, hydraulic.	13	22		352.841	353.545	352.769	353.559	354.376	-0.2	0.2	0.2
Cement, hydraulic.	13	2201		352.841	353.545	352.769	353.559	354.376	-0.2	0.2	0.2
Concrete products.	13	3		383.299	383.468	384.731	386.378	387.591	0.3	0.4	0.3
Concrete block and brick.	13	31		378.468	383.330	383.429	385.345	386.682	0.0	0.5	0.3

See footnotes at end of table.

Table 8. Producer price indexes and percentage changes for selected commodity and service groupings and individual items, seasonally adjusted — Continued
 [September 2024, Index base 1982=100, unless otherwise indicated]

Title	Commodity code		Other index base	Seasonally adjusted index ¹					Seasonally adjusted 1-month percent change ¹		
	Group code	Item code		May 2024	June 2024 ^P	July 2024 ^P	Aug. 2024 ^P	Sept. 2024 ^P	June to July ^P	July to Aug. ^P	Aug. to Sept. ^P
Structural concrete block.....	13	3111		-	-	-	-	-	-	-	-
Decorative concrete block.....	13	3121		332.196	336.301	335.640	336.655	337.338	-0.2	0.3	0.2
Concrete brick.....				-	-	-	-	-	-	-	-
Concrete pavers.....	13	3141		315.018	315.296	317.547	318.974	319.776	0.7	0.4	0.3
Concrete pipe.....				-	-	-	-	-	-	-	-
Concrete pipe.....				-	-	-	-	-	-	-	-
Ready-mix concrete.....	13	33		382.899	382.307	384.392	386.308	387.421	0.5	0.5	0.3
Ready-mix concrete.....	13	3301		382.899	382.307	384.392	386.308	387.421	0.5	0.5	0.3
Precast concrete products.....	13	34		392.098	392.654	392.420	393.735	395.630	-0.1	0.3	0.5
Precast concrete products.....	13	3401		392.098	392.654	392.420	393.735	395.630	-0.1	0.3	0.5
Prestressed concrete products.....				-	-	-	-	-	-	-	-
Prestressed concrete products.....				-	-	-	-	-	-	-	-
Clay construction products ex. refractories.....	13	4		-	-	-	-	-	-	-	-
Brick and structural clay tile.....	13	42	12/84	-	-	-	-	-	-	-	-
Building or common brick.....	13	4201	12/84	-	-	-	-	-	-	-	-
Glazed brick and other brick (paving, floor, and sewer).....	13	4202	12/84	-	-	-	-	-	-	-	-
Clay floor and wall tile, glazed and unglazed.....	13	44		-	-	-	-	-	-	-	-
Clay floor and wall tile, glazed and unglazed (including quarry tile and ceramic mosaic tile).....				-	-	-	-	-	-	-	-
Structural clay products, n.e.c.....	13	45		-	-	-	-	-	-	-	-
Structural clay products, n.e.c.....	13	4501		-	-	-	-	-	-	-	-
Refractories.....	13	5		-	-	-	-	-	-	-	-
Clay refractories.....	13	52		-	-	-	-	-	-	-	-
Clay refractories.....	13	5201		-	-	-	-	-	-	-	-
Nonclay refractories.....	13	53		-	-	-	-	-	-	-	-
Nonclay refractories (excluding dead-burned magnesia).....	13	5301		-	-	-	-	-	-	-	-
Asphalt felts and coatings.....	13	6		-	-	-	-	-	-	-	-
Prepared asphalt and tar roofing and siding products.....	13	61		-	-	-	-	-	-	-	-
Prepared asphalt and tar roofing and siding products.....	13	6101		-	-	-	-	-	-	-	-
Roofing asphalts, pitches, coatings, and cement.....	13	62		-	-	-	-	-	-	-	-
Roofing asphalts, pitches, coatings, and cement.....	13	6201		-	-	-	-	-	-	-	-
Gypsum products.....	13	7		476.468	474.236	476.161	474.099	477.104	0.4	-0.4	0.6
Gypsum products.....	13	71		476.468	474.236	476.161	474.099	477.104	0.4	-0.4	0.6
Gypsum products.....	13	7101		476.468	474.236	476.161	474.099	477.104	0.4	-0.4	0.6
Glass containers.....	13	8		281.417	282.975	295.237	295.167	297.714	4.3	0.0	0.9
Glass containers.....	13	81		281.417	282.975	295.237	295.167	297.714	4.3	0.0	0.9
Glass containers (including value of packaging).....	13	8101		281.417	282.975	295.237	295.167	297.714	4.3	0.0	0.9
Other nonmetallic minerals.....	13	9		328.232	328.542	329.152	327.887	328.321	0.2	-0.4	0.1
Insulation materials.....	13	92		-	-	-	-	-	-	-	-
Mineral wool for thermal and acoustical envelope insulation.....	13	9201		-	-	-	-	-	-	-	-
Mineral wool for industrial, equipment, and appliance insulation.....				-	-	-	-	-	-	-	-
Paving mixtures and blocks.....	13	94		402.888	402.146	404.194	402.868	402.818	0.5	-0.3	0.0
Paving mixtures and blocks.....	13	9401		402.888	402.146	404.194	402.868	402.818	0.5	-0.3	0.0
Cut stone and stone products.....			12/84	-	-	-	-	-	-	-	-
Cut stone and stone products.....			12/84	-	-	-	-	-	-	-	-
Gaskets, packing, and sealing devices.....	13	98	12/85	-	-	-	-	-	-	-	-
Gaskets and gasketing material.....	13	9801	12/85	-	-	-	-	-	-	-	-
Packing and sealing.....	13	9802	12/85	-	-	-	-	-	-	-	-
Nonmetallic minerals and products, n.e.c.....	13	99	06/82	-	-	-	-	-	-	-	-
Clay and stone mining and quarrying.....	13	9902	06/84	-	-	-	-	-	-	-	-
All other nonmetallic mineral products.....	13	9903	12/85	246.448	246.824	246.487	246.320	247.202	-0.1	-0.1	0.4
Motor vehicles and equipment.....	14	1		170.509	170.565	170.826	171.027	171.336	0.2	0.1	0.2
Motor vehicles.....	14	11		172.101	172.059	172.197	172.545	173.175	0.1	0.2	0.4
Passenger cars and chassis.....	14	1101		138.396	139.154	138.820	138.807	138.813	-0.2	0.0	0.0
Motorcycles, including three-wheel motorbikes, motorscooters, mopeds, and parts.....	14	1104		-	-	-	-	-	-	-	-
Trucks, truck tractors, & bus chassis 14,000 lb or less, incl. minivans & suvs.....	14	1105		201.123	200.811	201.124	201.685	202.336	0.2	0.3	0.3
Trucks, over 14,000 lbs GVW.....	14	1106		-	-	-	-	-	-	-	-
Motor vehicles parts.....	14	12		-	-	-	-	-	-	-	-
Motor vehicles parts.....			12/03	-	-	-	-	-	-	-	-
Truck and bus bodies.....	14	13	12/82	-	-	-	-	-	-	-	-
Truck and bus bodies sold separately.....	14	1301	12/82	-	-	-	-	-	-	-	-
Complete vehicles on purchased chassis.....			12/82	-	-	-	-	-	-	-	-
Truck trailers.....	14	14		-	-	-	-	-	-	-	-
Truck trailers.....	14	1406	12/86	-	-	-	-	-	-	-	-
Motor homes, built on purchased chassis.....	14	15	06/84	-	-	-	-	-	-	-	-

See footnotes at end of table.

Table 8. Producer price indexes and percentage changes for selected commodity and service groupings and individual items, seasonally adjusted — Continued
 [September 2024, Index base 1982=100, unless otherwise indicated]

Title	Commodity code		Other index base	Seasonally adjusted index ¹					Seasonally adjusted 1-month percent change ¹		
	Group code	Item code		May 2024	June 2024 ^P	July 2024 ^P	Aug. 2024 ^P	Sept. 2024 ^P	June to July ^P	July to Aug. ^P	Aug. to Sept. ^P
Motor homes, built on purchased chassis.....	14	1501	06/84	-	-	-	-	-	-	-	-
Travel trailers and campers.....	14	16	06/84	-	-	-	-	-	-	-	-
Travel trailers.....	14	1601	06/84	-	-	-	-	-	-	-	-
Camping trailers, campers, pick-up covers, and parts.....	14	1602	06/84	-	-	-	-	-	-	-	-
Aircraft and aircraft equipment.....	14	2		317.501	317.962	318.760	319.473	319.801	0.3	0.2	0.1
Aircraft.....	14	21		354.601	354.866	355.608	356.539	356.812	0.2	0.3	0.1
Civilian aircraft.....	14	2102	12/85	340.515	340.875	341.882	343.144	343.514	0.3	0.4	0.1
Military aircraft.....			06/13	-	-	-	-	-	-	-	-
Aircraft engine and engine parts.....	14	23	12/85	259.808	260.345	261.190	261.533	262.220	0.3	0.1	0.3
Aircraft engine and engine parts.....	14	2301	12/85	259.808	260.345	261.190	261.533	262.220	0.3	0.1	0.3
Other aircraft parts and equipment.....	14	25	06/85	213.638	214.334	215.028	215.418	215.510	0.3	0.2	0.0
Other aircraft parts and equipment.....	14	2501	06/85	213.638	214.334	215.028	215.418	215.510	0.3	0.2	0.0
Ships and boats.....	14	3		312.303	312.810	314.742	313.637	314.914	0.6	-0.4	0.4
Ships.....	14	31	12/85	-	-	-	-	-	-	-	-
Military self-propelled ships, new construction.....			06/96	-	-	-	-	-	-	-	-
Nonmilitary self-propelled ships, new construction.....			06/96	-	-	-	-	-	-	-	-
Boats.....	14	32		362.738	362.033	364.084	361.815	363.176	0.6	-0.6	0.4
Outboard motorboats, including commercial and military (except sailboats and lifeboats).....	14	3201		415.377	414.062	415.746	413.070	413.445	0.4	-0.6	0.1
Inboard motorboats, including commercial and military (except sailboats and lifeboats).....	14	3202		-	-	-	-	-	-	-	-
Inboard-outdrive boats, including commercial and military (except sailboats and lifeboats).....	14	3203		294.490	295.170	293.197	293.884	295.858	-0.7	0.2	0.7
All other boats (excluding military and commercial).....				-	-	-	-	-	-	-	-
Railroad equipment.....	14	4		-	-	-	-	-	-	-	-
Railroad cars and locomotives.....			05/22	-	-	-	-	-	-	-	-
Railroad cars and locomotives.....			05/22	-	-	-	-	-	-	-	-
Railway maintenance of way equipment and parts.....			05/22	-	-	-	-	-	-	-	-
Railway maintenance of way equipment and parts.....				-	-	-	-	-	-	-	-
Transportation equipment, n.e.c.....			06/85	-	-	-	-	-	-	-	-
Transportation equipment, n.e.c.....			06/85	-	-	-	-	-	-	-	-
Other transportation equipment, incl. golf carts, vehicle trailers, and all-terrain vehicles.....			06/85	-	-	-	-	-	-	-	-
Toys, sporting goods, small arms, etc.....	15	1		221.068	220.412	221.174	221.296	221.990	0.3	0.1	0.3
Toys, games, and children's vehicles.....	15	11		-	-	-	-	-	-	-	-
Toys, games, and children's vehicles.....	15	1101		-	-	-	-	-	-	-	-
Sporting and athletic goods.....	15	12		-	-	-	-	-	-	-	-
Sporting and athletic goods.....	15	1201		-	-	-	-	-	-	-	-
Small arms and ammunition.....	15	13		317.659	317.457	320.457	321.420	321.893	0.9	0.3	0.1
Small arms.....	15	1301		-	-	-	-	-	-	-	-
Small arms ammunition.....	15	1302		435.052	433.698	444.824	448.240	449.490	2.6	0.8	0.3
Tobacco products, incl. stemmed & redried.....	15	2		-	-	-	-	-	-	-	-
Cigarettes, excluding electronic.....	15	21		-	-	-	-	-	-	-	-
Cigarettes, excluding electronic.....	15	2101		-	-	-	-	-	-	-	-
Stemmed and redried tobacco.....	15	24	06/84	-	-	-	-	-	-	-	-
Stemmed and redried tobacco.....	15		06/84	-	-	-	-	-	-	-	-
Other tobacco products.....	15	25	12/05	-	-	-	-	-	-	-	-
Other tobacco products.....	15	2501	12/05	-	-	-	-	-	-	-	-
Notions.....	15	3		-	-	-	-	-	-	-	-
Fasteners, zippers, buttons, needles, pins, and buckles.....	15	32		-	-	-	-	-	-	-	-
Fasteners, zippers, buttons, needles, pins, and buckles.....				-	-	-	-	-	-	-	-
Photographic equipment and supplies.....	15	4		-	-	-	-	-	-	-	-
Photographic supplies.....	15	42		-	-	-	-	-	-	-	-
Photographic supplies.....			12/83	-	-	-	-	-	-	-	-
Mobile homes.....	15	5		477.338	475.324	476.298	480.563	484.626	0.2	0.9	0.8
Manufactured homes (mobile homes), all sizes (incl. multisection).....	15	53		489.598	487.565	488.545	492.930	497.103	0.2	0.9	0.8
Manufactured mobile homes and nonresidential mobile buildings.....	15	5303	12/86	458.622	456.727	457.641	461.748	465.634	0.2	0.9	0.8
Medical, surgical & personal aid devices.....	15	6		204.792	205.085	205.040	204.929	204.949	0.0	-0.1	0.0
Surgical and medical instruments.....	15	62	06/82	154.464	154.799	154.938	154.559	154.813	0.1	-0.2	0.2
Surgical and medical instruments.....	15	6201	06/82	154.464	154.799	154.938	154.559	154.813	0.1	-0.2	0.2
Medical and surgical appliances and supplies.....	15	63	06/83	-	-	-	-	-	-	-	-
Medical and surgical appliances and supplies.....	15	6301	06/83	-	-	-	-	-	-	-	-
Ophthalmic goods.....	15	64	12/83	-	-	-	-	-	-	-	-
Ophthalmic goods.....	15	6401	12/83	-	-	-	-	-	-	-	-
Dental equipment and supplies.....	15	65	06/85	-	-	-	-	-	-	-	-
Dental equipment and supplies.....	15	6501	06/85	-	-	-	-	-	-	-	-

See footnotes at end of table.

Table 8. Producer price indexes and percentage changes for selected commodity and service groupings and individual items, seasonally adjusted — Continued
 [September 2024, Index base 1982=100, unless otherwise indicated]

Title	Commodity code		Other index base	Seasonally adjusted index ¹					Seasonally adjusted 1-month percent change ¹		
	Group code	Item code		May 2024	June 2024 ^P	July 2024 ^P	Aug. 2024 ^P	Sept. 2024 ^P	June to July ^P	July to Aug. ^P	Aug. to Sept. ^P
Other industrial safety equipment.....	15	7		-	-	-	-	-	-	-	-
Personal safety equipment and clothing.....	15	71		-	-	-	-	-	-	-	-
Personal safety equipment and clothing.....			06/04	-	-	-	-	-	-	-	-
Other miscellaneous products.....	15	9		260.487	260.628	263.126	264.657	266.077	1.0	0.6	0.5
Burial caskets.....	15	91		513.168	515.524	517.490	516.807	520.646	0.4	-0.1	0.7
Burial caskets.....	15	9101		513.168	515.524	517.490	516.807	520.646	0.4	-0.1	0.7
Musical instruments.....	15	93		-	-	-	-	-	-	-	-
Musical instruments.....	15	9301		-	-	-	-	-	-	-	-
Jewelry and jewelry products.....				-	-	-	-	-	-	-	-
Jewelry (gold and platinum) and silverware.....				-	-	-	-	-	-	-	-
Costume jewelry and novelties.....				-	-	-	-	-	-	-	-
All other jewelry and personal goods (excluding costume).....			06/07	-	-	-	-	-	-	-	-
Jewelers' material and lapidary work.....			12/08	-	-	-	-	-	-	-	-
Pens, pencils, and marking devices.....	15	95		-	-	-	-	-	-	-	-
Pens, markers, mechanical pencils, and associated parts.....	15	9502	12/85	-	-	-	-	-	-	-	-
Lead pencils, art goods, office supplies and small office equipment, excluding paper.....	15	9503	12/85	-	-	-	-	-	-	-	-
Marking devices.....			12/85	-	-	-	-	-	-	-	-
Brooms and brushes.....	15	97		-	-	-	-	-	-	-	-
Brooms, brushes and mops.....	15	9705	12/85	-	-	-	-	-	-	-	-
Miscellaneous products, n.e.c.....	15	9A	12/85	-	-	-	-	-	-	-	-
Candles.....			12/85	-	-	-	-	-	-	-	-
Signs and advertising displays.....			12/85	-	-	-	-	-	-	-	-
All other miscellaneous fabricated products and recyclable materials.....			12/85	-	-	-	-	-	-	-	-
Reproduction of audio and video media and software.....			12/03	-	-	-	-	-	-	-	-
Reproduction of audio and video media and software.....			12/03	-	-	-	-	-	-	-	-
Services²											
Transportation of freight and mail.....	30	1	06/09	165.756	165.568	167.555	167.237	167.322	1.2	-0.2	0.1
Rail transportation of freight and mail.....	30	11	12/08	-	-	-	-	-	-	-	-
Rail transportation of freight and mail.....	30	1101	12/08	-	-	-	-	-	-	-	-
Truck transportation of freight.....	30	12	06/09	-	-	-	-	-	-	-	-
Local motor carrying.....	30	1201	06/09	-	-	-	-	-	-	-	-
Long-distance motor carrying.....	30	1202	06/09	-	-	-	-	-	-	-	-
Water transportation of freight.....			06/09	-	-	-	-	-	-	-	-
Deep sea water transportation of freight.....			12/08	-	-	-	-	-	-	-	-
Coastal and intercoastal water transportation of freight.....			12/08	-	-	-	-	-	-	-	-
Great Lakes-St Lawrence Seaway water transportation of freight.....	30	1303	12/08	-	-	-	-	-	-	-	-
Inland waterways transportation of freight.....			12/08	-	-	-	-	-	-	-	-
Air transportation of freight.....			12/08	-	-	-	-	-	-	-	-
Air transportation of freight.....			12/08	-	-	-	-	-	-	-	-
Courier, messenger, and U.S. postal services.....	30	16	06/09	193.170	193.203	193.972	197.998	198.660	0.4	2.1	0.3
U.S. Postal Service.....	30	1601	06/89	-	-	-	-	-	-	-	-
Courier and messenger services, except air.....	30	1602	04/09	212.378	213.339	213.920	214.994	216.004	0.3	0.5	0.5
Air mail and package delivery services, excluding by USPS.....	30	1603	04/09	247.620	245.910	248.777	246.897	248.363	1.2	-0.8	0.6
Pipeline transportation.....			05/22	-	-	-	-	-	-	-	-
Pipeline transportation of petroleum products.....	30	1701	12/08	203.294	202.906	199.708	198.269	199.596	-1.6	-0.7	0.7
Pipeline transportation of natural gas.....			05/22	-	-	-	-	-	-	-	-
Transportation of passengers (partial).....	30	2	06/09	141.161	141.419	141.676	140.260	142.338	0.2	-1.0	1.5
Rail transportation of passengers.....	30	21	12/08	133.539	133.376	133.404	133.485	133.489	0.0	0.1	0.0
Rail transportation of passengers.....	30	2101	12/08	133.539	133.376	133.404	133.485	133.489	0.0	0.1	0.0
Airline passenger services.....	30	22	12/08	130.148	130.391	130.630	129.308	131.247	0.2	-1.0	1.5
Airline passenger services.....	30	2201	12/08	130.148	130.391	130.630	129.308	131.247	0.2	-1.0	1.5
Services related to water transportation.....	31	1	06/09	-	-	-	-	-	-	-	-
Towing, tugging, docking, and related services.....	31	11	03/09	-	-	-	-	-	-	-	-
Towing, tugging, docking and related services.....	31	1101	03/09	-	-	-	-	-	-	-	-
Operation of port waterfront terminals.....			12/08	-	-	-	-	-	-	-	-
Operation of port waterfront terminals.....			12/08	-	-	-	-	-	-	-	-
Marine cargo handling.....	31	13	12/08	134.920	135.065	135.063	136.827	136.623	0.0	1.3	-0.1
Marine cargo handling.....	31	1301	12/08	134.920	135.065	135.063	136.827	136.623	0.0	1.3	-0.1
Services related to air transportation.....	31	2	04/09	146.727	147.766	151.626	152.074	155.564	2.6	0.3	2.3
Other airport operations, excluding aircraft maintenance and repair.....	31	21	04/09	146.727	147.766	151.626	152.074	155.564	2.6	0.3	2.3
Other airport operations, excluding aircraft maintenance and repair.....	31	2101	04/09	146.727	147.766	151.626	152.074	155.564	2.6	0.3	2.3
Other services related to transportation activities (partial).....			06/09	-	-	-	-	-	-	-	-
Arrangement of freight and cargo.....			12/08	-	-	-	-	-	-	-	-
Arrangement of freight and cargo.....			12/08	-	-	-	-	-	-	-	-
Freight forwarding.....			12/08	-	-	-	-	-	-	-	-

See footnotes at end of table.

Table 8. Producer price indexes and percentage changes for selected commodity and service groupings and individual items, seasonally adjusted — Continued
 [September 2024, Index base 1982=100, unless otherwise indicated]

Title	Commodity code		Other index base	Seasonally adjusted index ¹					Seasonally adjusted 1-month percent change ¹		
	Group code	Item code		May 2024	June 2024 ^P	July 2024 ^P	Aug. 2024 ^P	Sept. 2024 ^P	June to July ^P	July to Aug. ^P	Aug. to Sept. ^P
Freight forwarding.....			12/08	-	-	-	-	-	-	-	-
Warehousing, storage, and related services.....			12/08	-	-	-	-	-	-	-	-
Warehousing, storage, and related services.....			12/08	-	-	-	-	-	-	-	-
Warehousing, storage, and related services.....			12/08	-	-	-	-	-	-	-	-
Book, periodical, and newspaper publishing sales and subscriptions.....	33	1	06/09	157.737	159.254	160.139	161.218	161.600	0.6	0.7	0.2
Sales of books.....	33	11		510.992	511.371	516.688	520.033	522.102	1.0	0.6	0.4
Sales of textbooks.....	33	1101		-	-	-	-	-	-	-	-
Sales of technical, scientific, and professional books.....	33	1102		865.527	867.727	879.877	887.053	891.090	1.4	0.8	0.5
Sales of religious books.....				-	-	-	-	-	-	-	-
Sales of general adult and juvenile books.....				-	-	-	-	-	-	-	-
Sales of general reference books.....				-	-	-	-	-	-	-	-
Sales and subscriptions of periodicals and newspapers.....	33	12	06/09	151.665	154.378	154.551	155.630	155.768	0.1	0.7	0.1
Sales and subscriptions of periodicals.....			06/07	-	-	-	-	-	-	-	-
Newspaper subscription and single copy sales.....	33	1202		613.275	631.734	632.698	640.040	640.979	0.2	1.2	0.1
Greeting card publishing sales.....			12/85	-	-	-	-	-	-	-	-
Greeting card publishing sales.....			12/85	-	-	-	-	-	-	-	-
Greeting card publishing sales.....			12/85	-	-	-	-	-	-	-	-
Calendars, yearbooks, and other miscellaneous publishing sales.....			12/89	-	-	-	-	-	-	-	-
Calendars, yearbooks, and other miscellaneous publishing sales.....			12/89	-	-	-	-	-	-	-	-
Calendars, yearbooks, and other miscellaneous publishing sales.....			12/89	-	-	-	-	-	-	-	-
Directory, mailing list, and related compilations publishing sales.....			12/22	-	-	-	-	-	-	-	-
Directory, mailing list, and related compilations publishing sales.....			12/22	-	-	-	-	-	-	-	-
Directory, mailing list, and related compilations publishing sales.....			12/22	-	-	-	-	-	-	-	-
System software publishing.....			05/22	-	-	-	-	-	-	-	-
System software publishing.....			05/22	-	-	-	-	-	-	-	-
System software publishing.....			05/22	-	-	-	-	-	-	-	-
Application software publishing.....			06/09	-	-	-	-	-	-	-	-
Application software publishing.....			06/09	-	-	-	-	-	-	-	-
Desktop and portable device application software publishing.....			12/08	-	-	-	-	-	-	-	-
Application software publishing, cross-industry, vertical market, utilities, and other.....			12/08	-	-	-	-	-	-	-	-
Application software publishing, game software.....	34	2104	12/13	-	-	-	-	-	-	-	-
Affiliate agreements, programming sales, and retransmission fees for cable and broadcast tv.....	35	1	06/09	160.118	161.175	161.588	161.649	162.115	0.3	0.0	0.3
Affiliate agreements, programming sales, and retransmission fees for cable and broadcast tv.....	35	11	06/09	160.118	161.175	161.588	161.649	162.115	0.3	0.0	0.3
Affiliate agreements, programming sales, and retransmission fees for cable and broadcast tv.....	35	1101	12/08	163.090	164.182	164.589	164.653	165.127	0.2	0.0	0.3
Affiliate agreements, programming sales, and retransmission fees for radio.....			06/09	-	-	-	-	-	-	-	-
Affiliate agreements, programming sales, and retransmission fees for radio.....			06/09	-	-	-	-	-	-	-	-
Affiliate agreements, programming sales, and network compensation for radio.....			12/08	-	-	-	-	-	-	-	-
Advertising space sales in periodicals, newspapers, directories, and mailing lists.....	36	1	06/09	-	-	-	-	-	-	-	-
Advertising space sales in periodicals and newspapers.....	36	11	06/09	-	-	-	-	-	-	-	-
Advertising space sales in periodicals.....	36	1101		-	-	-	-	-	-	-	-
Advertising space sales in newspapers.....	36	1102		-	-	-	-	-	-	-	-
Advertising space sales in directories and mailing lists.....	36	12	12/08	-	-	-	-	-	-	-	-
Print advertising space sales in directories and mailing lists.....	36	1201	12/08	-	-	-	-	-	-	-	-
Television advertising time sales.....	36	2	06/09	81.370	80.248	80.305	76.268	73.546	0.1	-5.0	-3.6
Television advertising time sales.....	36	21	06/09	81.370	80.248	80.305	76.268	73.546	0.1	-5.0	-3.6
Broadcast and network television advertising time sales.....	36	2101	12/08	73.983	76.191	76.504	77.138	75.555	0.4	0.8	-2.1
Cable network advertising time sales.....	36	2102	12/08	-	-	-	-	-	-	-	-
Local cable system advertising time sales.....			12/08	-	-	-	-	-	-	-	-
Radio advertising time sales.....	36	3	03/09	94.361	92.497	84.824	86.158	97.291	-8.3	1.6	12.9
Radio advertising time sales.....	36	31	03/09	94.361	92.497	84.824	86.158	97.291	-8.3	1.6	12.9
Radio advertising time sales.....	36	3101	03/09	94.361	92.497	84.824	86.158	97.291	-8.3	1.6	12.9
Internet advertising sales.....			12/22	-	-	-	-	-	-	-	-
Internet advertising sales.....			12/22	-	-	-	-	-	-	-	-
Internet advertising sales.....			12/22	-	-	-	-	-	-	-	-
Wired telephone services.....	37	1	06/09	-	-	-	-	-	-	-	-
Residential wired telephone services.....	37	11	06/09	-	-	-	-	-	-	-	-
Local residential wired telephone service.....	37	1101	12/08	-	-	-	-	-	-	-	-
Long distance residential wired telephone service.....	37	1102	03/09	-	-	-	-	-	-	-	-
All-distance residential wired telephone service.....	37	1103	12/11	-	-	-	-	-	-	-	-

See footnotes at end of table.

Table 8. Producer price indexes and percentage changes for selected commodity and service groupings and individual items, seasonally adjusted — Continued
 [September 2024, Index base 1982=100, unless otherwise indicated]

Title	Commodity code		Other index base	Seasonally adjusted index ¹					Seasonally adjusted 1-month percent change ¹		
	Group code	Item code		May 2024	June 2024 ^P	July 2024 ^P	Aug. 2024 ^P	Sept. 2024 ^P	June to July ^P	July to Aug. ^P	Aug. to Sept. ^P
Business wired telephone services.....			06/09	-	-	-	-	-	-	-	-
Local business wired telephone service.....			12/08	-	-	-	-	-	-	-	-
Long distance business wired telephone and other toll service.....	37	1202	04/09	100.037	101.833	104.278	104.016	102.818	2.4	-0.3	-1.2
Private line wired telephone service.....	37	1204	12/11	-	-	-	-	-	-	-	-
All-distance business wired telephone service (partial).....			05/22	-	-	-	-	-	-	-	-
Other telephone services.....			12/08	-	-	-	-	-	-	-	-
Other wired telephone services.....			12/08	-	-	-	-	-	-	-	-
Wireless telecommunication services.....	37	2	06/09	67.403	67.465	67.532	67.038	67.089	0.1	-0.7	0.1
Cellular phone and other wireless telecommunication services.....	37	21	03/09	65.855	65.912	65.976	65.491	65.542	0.1	-0.7	0.1
Cellular phone and other wireless telecommunication services.....	37	2101	03/09	65.855	65.912	65.976	65.491	65.542	0.1	-0.7	0.1
Cable and satellite subscriber services.....	37	3	12/08	174.098	174.993	172.492	171.287	169.200	-1.4	-0.7	-1.2
Cable and satellite subscriber services.....	37	31	12/08	174.098	174.993	172.492	171.287	169.200	-1.4	-0.7	-1.2
Cable and satellite subscriber services.....	37	3101	12/08	174.098	174.993	172.492	171.287	169.200	-1.4	-0.7	-1.2
Internet access services.....			03/09	-	-	-	-	-	-	-	-
Internet access services.....			03/09	-	-	-	-	-	-	-	-
Residential Internet access services.....			12/11	-	-	-	-	-	-	-	-
Business Internet access services.....	37	4103	12/11	-	-	-	-	-	-	-	-
Bundled wired telecommunications access services.....			12/11	-	-	-	-	-	-	-	-
Bundled wired telecommunications access services.....			12/11	-	-	-	-	-	-	-	-
Bundled wired telecommunications access services.....			12/11	-	-	-	-	-	-	-	-
Data processing and related services.....			06/09	-	-	-	-	-	-	-	-
Data processing and related services.....			06/09	-	-	-	-	-	-	-	-
Hosting, ASP and other IT infrastructure provisioning services.....			12/08	-	-	-	-	-	-	-	-
Business process management services (partial).....			12/08	-	-	-	-	-	-	-	-
Data management, information transformation and other services.....			12/08	-	-	-	-	-	-	-	-
Loan services (partial).....	39	1	06/09	206.704	202.546	198.738	202.317	199.127	-1.9	1.8	-1.6
Business loans (partial).....	39	11	04/09	392.828	393.743	385.870	386.679	384.409	-2.0	0.2	-0.6
Business loans (partial).....	39	1101	04/09	392.828	393.743	385.870	386.679	384.409	-2.0	0.2	-0.6
Consumer loans (partial).....	39	12	06/09	137.483	125.145	124.113	131.449	125.140	-0.8	5.9	-4.8
Residential real estate loans (partial).....			04/09	-	-	-	-	-	-	-	-
Vehicle loans (partial).....	39	1202	04/09	59.270	59.428	60.238	61.356	60.248	1.4	1.9	-1.8
Credit cards, overdraft credit, and related plans (partial).....	39	1203	04/09	203.829	207.295	208.040	207.232	205.017	0.4	-0.4	-1.1
Other loans and loan services (partial).....			04/09	-	-	-	-	-	-	-	-
Other loans and loan services (partial).....			04/09	-	-	-	-	-	-	-	-
Deposit services (partial).....			04/09	-	-	-	-	-	-	-	-
Deposit services (partial).....			04/09	-	-	-	-	-	-	-	-
Deposit services (partial).....			04/09	-	-	-	-	-	-	-	-
Other credit intermediation services, including trust services (partial).....			04/09	-	-	-	-	-	-	-	-
Other credit intermediation services, including trust services (partial).....			04/09	-	-	-	-	-	-	-	-
Other credit intermediation services, including trust services (partial).....			04/09	-	-	-	-	-	-	-	-
Securities brokerage, dealing, investment advice, and related services.....			06/09	-	-	-	-	-	-	-	-
Securities brokerage, dealing, investment advice, and related services.....			06/09	-	-	-	-	-	-	-	-
Securities brokerage, dealing, and investment advice.....			12/08	-	-	-	-	-	-	-	-
Securities brokerage and dealing related services (partial).....			12/08	-	-	-	-	-	-	-	-
Portfolio management.....			12/08	-	-	-	-	-	-	-	-
Portfolio management.....			12/08	-	-	-	-	-	-	-	-
Portfolio management.....			12/08	-	-	-	-	-	-	-	-
Investment banking.....			12/08	-	-	-	-	-	-	-	-
Investment banking.....			12/08	-	-	-	-	-	-	-	-
Investment banking.....			12/08	-	-	-	-	-	-	-	-
Insurance.....	41	1	06/09	139.113	139.166	139.145	139.844	140.553	0.0	0.5	0.5
Insurance.....	41	11	06/09	139.113	139.166	139.145	139.844	140.553	0.0	0.5	0.5
Life insurance.....	41	1101	03/09	-	-	-	-	-	-	-	-
Disability insurance, including accidental death.....	41	1102	03/09	-	-	-	-	-	-	-	-
Health and medical insurance.....	41	1103	03/09	154.617	154.861	155.050	155.845	156.120	0.1	0.5	0.2
Property and casualty insurance.....	41	1104	03/09	-	-	-	-	-	-	-	-
Annuities.....			03/09	-	-	-	-	-	-	-	-
Annuities.....			03/09	-	-	-	-	-	-	-	-
Annuities.....			03/09	-	-	-	-	-	-	-	-
Commissions from sales of insurance.....	42	1	06/09	-	-	-	-	-	-	-	-
Commissions from sales of insurance.....	42	11	06/09	-	-	-	-	-	-	-	-
Commissions from sales of life insurance and annuities.....	42	1101	06/09	-	-	-	-	-	-	-	-
Commissions from sales of health and medical insurance.....			06/09	-	-	-	-	-	-	-	-

See footnotes at end of table.

Table 8. Producer price indexes and percentage changes for selected commodity and service groupings and individual items, seasonally adjusted — Continued
 [September 2024, Index base 1982=100, unless otherwise indicated]

Title	Commodity code		Other index base	Seasonally adjusted index ¹					Seasonally adjusted 1-month percent change ¹		
	Group code	Item code		May 2024	June 2024 ^P	July 2024 ^P	Aug. 2024 ^P	Sept. 2024 ^P	June to July ^P	July to Aug. ^P	Aug. to Sept. ^P
Commissions from sales of property and casualty insurance.....	42	1103	06/09	-	-	-	-	-	-	-	-
Commissions from sales of other insurance.....			06/09	-	-	-	-	-	-	-	-
Nonresidential real estate services.....			06/09	-	-	-	-	-	-	-	-
Nonresidential real estate rents.....	43	11	06/09	-	-	-	-	-	-	-	-
Office buildings, gross rents.....			12/08	-	-	-	-	-	-	-	-
Retail properties, gross rents.....			04/09	-	-	-	-	-	-	-	-
Industrial buildings, gross rents.....			04/09	-	-	-	-	-	-	-	-
Self-service storage and miniwarehouses, gross rents.....	43	1104	12/08	-	-	-	-	-	-	-	-
Other nonresidential buildings, gross rents.....	43	1105	12/08	122.775	120.999	124.147	127.796	123.821	2.6	2.9	-3.1
Nonresidential property sales and leases including land, brokerage fees and commissions.....			12/08	-	-	-	-	-	-	-	-
Nonresidential property sales and leases including land, brokerage fees and commissions.....			12/08	-	-	-	-	-	-	-	-
Nonresidential property management fees.....			12/08	-	-	-	-	-	-	-	-
Nonresidential property management fees.....			12/08	-	-	-	-	-	-	-	-
Residential real estate services (partial).....	43	2	06/09	182.501	183.490	183.962	183.884	184.438	0.3	0.0	0.3
Residential property sales and rental, brokerage fees and commissions.....	43	21	12/08	203.931	204.886	205.498	205.479	206.246	0.3	0.0	0.4
Residential property sales and rental, brokerage fees and commissions.....	43	2101	12/08	203.931	204.886	205.498	205.479	206.246	0.3	0.0	0.4
Residential property management fees.....			12/08	-	-	-	-	-	-	-	-
Residential property management fees.....			12/08	-	-	-	-	-	-	-	-
Real estate appraisal fees.....			12/08	-	-	-	-	-	-	-	-
Real estate appraisal fees.....			12/08	-	-	-	-	-	-	-	-
Real estate appraisal fees.....			12/08	-	-	-	-	-	-	-	-
Passenger car rental.....	44	1	03/09	103.076	107.710	108.355	103.764	107.483	0.6	-4.2	3.6
Passenger car rental.....	44	11	03/09	103.076	107.710	108.355	103.764	107.483	0.6	-4.2	3.6
Passenger car rental.....	44	1101	03/09	103.076	107.710	108.355	103.764	107.483	0.6	-4.2	3.6
Truck, trailer, and RV rental and leasing.....			06/09	-	-	-	-	-	-	-	-
Truck, trailer, and RV rental and leasing.....			06/09	-	-	-	-	-	-	-	-
Truck, truck trailer and RV rental.....			12/08	-	-	-	-	-	-	-	-
Truck, truck trailer and RV leasing.....			12/08	-	-	-	-	-	-	-	-
Construction, mining, and forestry machinery and equipment rental and leasing.....			03/09	-	-	-	-	-	-	-	-
Construction, mining, and forestry machinery and equipment rental and leasing.....			03/09	-	-	-	-	-	-	-	-
Construction, mining, and forestry machinery and equipment rental and leasing.....			03/09	-	-	-	-	-	-	-	-
Legal services.....	45	1	03/09	175.353	175.506	176.416	177.265	176.773	0.5	0.5	-0.3
Legal services.....	45	11	03/09	175.353	175.506	176.416	177.265	176.773	0.5	0.5	-0.3
Legal services.....	45	1101	03/09	175.353	175.506	176.416	177.265	176.773	0.5	0.5	-0.3
Accounting services (partial).....	45	2	06/09	134.741	133.442	134.306	135.253	135.447	0.6	0.7	0.1
Accounting services, excluding payroll.....	45	21	06/09	134.741	133.442	134.306	135.253	135.447	0.6	0.7	0.1
Financial auditing.....	45	2101	12/08	-	-	-	-	-	-	-	-
Tax preparation and planning.....	45	2102	04/09	138.340	133.433	133.106	133.087	132.383	-0.2	0.0	-0.5
Bookkeeping and compilation.....			12/08	-	-	-	-	-	-	-	-
Other accounting services, including billing and review (partial).....			12/08	-	-	-	-	-	-	-	-
Architectural and engineering services.....	45	3	06/09	135.548	135.920	135.818	136.047	136.430	-0.1	0.2	0.3
Architectural services.....			03/09	-	-	-	-	-	-	-	-
Architectural services.....			03/09	-	-	-	-	-	-	-	-
Engineering services.....	45	32	03/09	139.321	139.726	139.515	139.773	140.193	-0.2	0.2	0.3
Engineering services.....	45	3201	03/09	139.321	139.726	139.515	139.773	140.193	-0.2	0.2	0.3
Management, scientific, and technical consulting services.....	45	4	06/09	-	-	-	-	-	-	-	-
Management consulting services.....	45	41	06/09	-	-	-	-	-	-	-	-
Administrative and general management consulting services.....	45	4101	12/08	-	-	-	-	-	-	-	-
Human resources consulting services.....			12/08	-	-	-	-	-	-	-	-
Marketing consulting services.....			12/08	-	-	-	-	-	-	-	-
Process, physical distribution, and logistics consulting services.....			12/08	-	-	-	-	-	-	-	-
Advertising and related services (partial).....			12/08	-	-	-	-	-	-	-	-
Advertising agency services.....			12/08	-	-	-	-	-	-	-	-
Advertising agency services.....			12/08	-	-	-	-	-	-	-	-
Information technology (IT) technical support and consulting services (partial).....	45	6	12/08	-	-	-	-	-	-	-	-
Information technology (IT) technical support and consulting services (partial).....	45	61	12/08	-	-	-	-	-	-	-	-
Information technology (IT) technical support and consulting services (partial).....	45	6101	12/08	-	-	-	-	-	-	-	-
Permanent placement services.....			03/09	-	-	-	-	-	-	-	-

See footnotes at end of table.

Table 8. Producer price indexes and percentage changes for selected commodity and service groupings and individual items, seasonally adjusted — Continued
 [September 2024, Index base 1982=100, unless otherwise indicated]

Title	Commodity code		Other index base	Seasonally adjusted index ¹					Seasonally adjusted 1-month percent change ¹		
	Group code	Item code		May 2024	June 2024 ^P	July 2024 ^P	Aug. 2024 ^P	Sept. 2024 ^P	June to July ^P	July to Aug. ^P	Aug. to Sept. ^P
Permanent placement services.....			03/09	-	-	-	-	-	-	-	-
Employment placement services.....			03/09	-	-	-	-	-	-	-	-
Executive search services.....			12/08	-	-	-	-	-	-	-	-
Executive search services.....			12/08	-	-	-	-	-	-	-	-
Executive search services.....			12/08	-	-	-	-	-	-	-	-
Staffing services.....	46	3	06/09	130.084	129.539	130.387	129.565	133.090	0.7	-0.6	2.7
Temporary help services.....			03/09	-	-	-	-	-	-	-	-
Temporary help services.....			03/09	-	-	-	-	-	-	-	-
Co-employment staffing services.....	46	32	12/08	120.184	120.001	119.845	119.783	124.447	-0.1	-0.1	3.9
Co-employment staffing services.....	46	3201	12/08	120.184	120.001	119.845	119.783	124.447	-0.1	-0.1	3.9
Arrangement of flights (partial).....	47	1	06/09	99.001	97.539	100.811	100.145	100.099	3.4	-0.7	0.0
Arrangement of international flights.....	47	11	12/08	109.285	106.365	110.502	109.159	108.952	3.9	-1.2	-0.2
Arrangement of international flights.....	47	1101	12/08	109.285	106.365	110.502	109.159	108.952	3.9	-1.2	-0.2
Arrangement of domestic flights.....			12/08	-	-	-	-	-	-	-	-
Arrangement of domestic flights (partial).....			12/08	-	-	-	-	-	-	-	-
Arrangement of vehicle rentals and lodging.....	47	2	12/08	-	-	-	-	-	-	-	-
Arrangement of vehicle rentals and lodging.....	47	21	12/08	-	-	-	-	-	-	-	-
Arrangement of vehicle rentals and lodging (partial).....	47	2101	12/08	-	-	-	-	-	-	-	-
Arrangement of cruises and tours.....			12/08	-	-	-	-	-	-	-	-
Arrangement of cruises and tours.....			12/08	-	-	-	-	-	-	-	-
Arrangement of cruises and tours.....			12/08	-	-	-	-	-	-	-	-
Other travel arrangements (partial).....			12/08	-	-	-	-	-	-	-	-
Other travel arrangements (partial).....			12/08	-	-	-	-	-	-	-	-
Other travel arrangements (partial).....			12/08	-	-	-	-	-	-	-	-
Security guard services.....			03/09	-	-	-	-	-	-	-	-
Security guard services.....			03/09	-	-	-	-	-	-	-	-
Security guard services.....			03/09	-	-	-	-	-	-	-	-
Janitorial services.....			03/09	-	-	-	-	-	-	-	-
Janitorial services.....			03/09	-	-	-	-	-	-	-	-
Janitorial services.....			03/09	-	-	-	-	-	-	-	-
Waste collection.....	50	1	12/08	177.731	178.439	178.218	176.943	179.344	-0.1	-0.7	1.4
Solid waste collection.....	50	11	12/08	177.731	178.439	178.218	176.943	179.344	-0.1	-0.7	1.4
Solid waste collection.....	50	1101	12/08	177.731	178.439	178.218	176.943	179.344	-0.1	-0.7	1.4
Outpatient care (partial).....	51	1	06/09	131.717	131.904	132.010	132.403	132.494	0.1	0.3	0.1
Outpatient care (partial).....	51	11	06/09	131.717	131.904	132.010	132.403	132.494	0.1	0.3	0.1
Physician care.....	51	1101	03/09	118.568	118.822	118.697	118.714	118.771	-0.1	0.0	0.0
Medical laboratory and diagnostic imaging center care.....			03/09	-	-	-	-	-	-	-	-
Home health and hospice care.....	51	1103	12/08	129.154	129.466	130.013	130.139	130.155	0.4	0.1	0.0
Hospital outpatient care.....	51	1104	12/08	-	-	-	-	-	-	-	-
Dental care.....	51	1105	06/10	137.229	137.445	137.513	137.523	137.470	0.0	0.0	0.0
Inpatient care.....	51	2	06/09	153.386	153.887	154.670	155.212	155.699	0.5	0.4	0.3
Inpatient care.....	51	21	06/09	153.386	153.887	154.670	155.212	155.699	0.5	0.4	0.3
Hospital inpatient care.....	51	2101	12/08	155.175	155.821	156.155	156.649	157.167	0.2	0.3	0.3
Nursing home care.....	51	2102	12/08	149.156	149.177	151.237	152.077	152.536	1.4	0.6	0.3
Intellectual and developmental disability center care.....	51	2103	12/08	204.775	205.228	208.328	208.371	208.548	1.5	0.0	0.1
Sales of blood and blood products, organs, and tissues.....			03/09	-	-	-	-	-	-	-	-
Sales of blood and blood products, organs, and tissues.....			03/09	-	-	-	-	-	-	-	-
Sales of blood and blood products, organs, and tissues.....			03/09	-	-	-	-	-	-	-	-
Traveler accommodation services.....	53	1	06/09	146.539	145.538	141.102	145.907	147.736	-3.0	3.4	1.3
Traveler accommodation services.....	53	11	06/09	146.539	145.538	141.102	145.907	147.736	-3.0	3.4	1.3
Guestroom or unit rental.....	53	1101	03/09	151.281	149.971	144.908	150.410	152.235	-3.4	3.8	1.2
Other traveler accommodation services.....			03/09	-	-	-	-	-	-	-	-
Food and beverage for immediate consumption services (partial).....	54	1	06/09	-	-	-	-	-	-	-	-
Food and nonalcoholic beverages for immediate consumption (partial).....	54	11	04/09	-	-	-	-	-	-	-	-
Food and nonalcoholic beverages for immediate consumption (partial).....	54	1101	04/09	-	-	-	-	-	-	-	-
Alcoholic beverages for immediate consumption (partial).....			12/08	-	-	-	-	-	-	-	-
Alcoholic beverages for immediate consumption (partial).....			12/08	-	-	-	-	-	-	-	-
Commercial and industrial machinery and equipment repair and maintenance.....	55	1	03/09	165.485	167.156	166.923	169.100	169.049	-0.1	1.3	0.0
Commercial and industrial machinery and equipment repair and maintenance.....	55	11	03/09	165.485	167.156	166.923	169.100	169.049	-0.1	1.3	0.0
Commercial machinery repair and maintenance.....	55	1101	03/09	165.485	167.156	166.923	169.100	169.049	-0.1	1.3	0.0
Motor vehicle repair and maintenance (partial).....	55	2	12/08	-	-	-	-	-	-	-	-
Motor vehicle repair and maintenance (partial).....	55	21	12/08	-	-	-	-	-	-	-	-

See footnotes at end of table.

Table 8. Producer price indexes and percentage changes for selected commodity and service groupings and individual items, seasonally adjusted — Continued
 [September 2024, Index base 1982=100, unless otherwise indicated]

Title	Commodity code		Other index base	Seasonally adjusted index ¹					Seasonally adjusted 1-month percent change ¹		
	Group code	Item code		May 2024	June 2024 ^P	July 2024 ^P	Aug. 2024 ^P	Sept. 2024 ^P	June to July ^P	July to Aug. ^P	Aug. to Sept. ^P
Motor vehicle repair and maintenance (partial).....	55	2101	12/08	-	-	-	-	-	-	-	-
Ship repair and maintenance.....			06/09	-	-	-	-	-	-	-	-
Ship repair and maintenance.....			06/09	-	-	-	-	-	-	-	-
Ship repair, military.....			12/08	-	-	-	-	-	-	-	-
Ship repair, nonmilitary.....	55	3102	12/08	-	-	-	-	-	-	-	-
Aircraft repair and maintenance.....	55	4	04/09	156.294	156.670	156.852	156.918	157.074	0.1	0.0	0.1
Aircraft repair and maintenance.....	55	41	04/09	156.294	156.670	156.852	156.918	157.074	0.1	0.0	0.1
Aircraft repair and maintenance.....	55	4101	04/09	156.294	156.670	156.852	156.918	157.074	0.1	0.0	0.1
Membership dues and admissions and recreation facility use fees (partial).....	56	1	06/09	-	-	-	-	-	-	-	-
Membership dues and admissions and recreation facility use fees (partial).....	56	11	06/09	-	-	-	-	-	-	-	-
Membership dues.....	56	1101	04/09	-	-	-	-	-	-	-	-
Admissions and recreational facilities use fees (partial).....	56	1102	12/08	-	-	-	-	-	-	-	-
Recreational activity instruction fees (partial).....	56	2	12/08	-	-	-	-	-	-	-	-
Recreational activity instruction fees (partial).....	56	21	12/08	-	-	-	-	-	-	-	-
Recreational activity instruction fees (partial).....	56	2101	12/08	-	-	-	-	-	-	-	-
Gaming receipts (partial).....			12/08	-	-	-	-	-	-	-	-
Gaming receipts (partial).....			12/08	-	-	-	-	-	-	-	-
Gaming receipts (partial).....			12/08	-	-	-	-	-	-	-	-
Machinery and equipment and parts and supplies wholesaling.....			06/09	-	-	-	-	-	-	-	-
Machinery and equipment and parts and supplies wholesaling.....			06/09	-	-	-	-	-	-	-	-
Parts and supplies for machinery and equipment wholesaling.....			03/09	-	-	-	-	-	-	-	-
Machinery and vehicle wholesaling.....			05/19	-	-	-	-	-	-	-	-
Professional and commercial equipment wholesaling.....			05/19	-	-	-	-	-	-	-	-
Furnishings wholesaling.....			03/09	-	-	-	-	-	-	-	-
Furnishings wholesaling.....			03/09	-	-	-	-	-	-	-	-
Furnishings wholesaling.....			03/09	-	-	-	-	-	-	-	-
Building materials, paint, and hardware wholesaling.....	57	3	03/09	126.154	127.359	130.045	132.103	132.225	2.1	1.6	0.1
Building materials, paint, and hardware wholesaling.....	57	31	03/09	126.154	127.359	130.045	132.103	132.225	2.1	1.6	0.1
Building materials, paint, and hardware wholesaling.....	57	3101	03/09	126.154	127.359	130.045	132.103	132.225	2.1	1.6	0.1
Metals, minerals, and ores wholesaling.....			03/09	-	-	-	-	-	-	-	-
Metals, minerals, and ores wholesaling.....			03/09	-	-	-	-	-	-	-	-
Metals, minerals, and ores wholesaling.....			03/09	-	-	-	-	-	-	-	-
Chemicals and allied products wholesaling.....	57	5	03/09	-	-	-	-	-	-	-	-
Chemicals and allied products wholesaling.....	57	51	03/09	-	-	-	-	-	-	-	-
Chemicals and allied products wholesaling.....	57	5101	03/09	-	-	-	-	-	-	-	-
Paper and plastics products wholesaling.....			03/09	-	-	-	-	-	-	-	-
Paper and plastics products wholesaling.....			03/09	-	-	-	-	-	-	-	-
Paper and plastics products wholesaling.....			03/09	-	-	-	-	-	-	-	-
Apparel wholesaling.....			03/09	-	-	-	-	-	-	-	-
Apparel wholesaling.....			03/09	-	-	-	-	-	-	-	-
Apparel wholesaling.....			03/09	-	-	-	-	-	-	-	-
Food and alcohol wholesaling.....			06/09	-	-	-	-	-	-	-	-
Food and alcohol wholesaling.....			06/09	-	-	-	-	-	-	-	-
Food wholesaling.....			03/09	-	-	-	-	-	-	-	-
Alcohol wholesaling.....			02/09	-	-	-	-	-	-	-	-
Other commodities wholesaling.....			03/09	-	-	-	-	-	-	-	-
Other commodities wholesaling.....			03/09	-	-	-	-	-	-	-	-
Other commodities wholesaling.....			03/09	-	-	-	-	-	-	-	-
Food and alcohol retailing.....	58	1	03/09	183.414	184.984	180.571	177.142	176.284	-2.4	-1.9	-0.5
Food and alcohol retailing.....	58	11	03/09	183.414	184.984	180.571	177.142	176.284	-2.4	-1.9	-0.5
Food retailing.....	58	1102	09/15	147.678	149.384	145.805	143.132	142.340	-2.4	-1.8	-0.6
Alcohol retailing.....			09/15	-	-	-	-	-	-	-	-
Health and beauty care retailing, including optical goods.....			03/09	-	-	-	-	-	-	-	-
Health and beauty care retailing, including optical goods.....			03/09	-	-	-	-	-	-	-	-
Health and beauty care retailing, including optical goods.....			03/09	-	-	-	-	-	-	-	-
Apparel, jewelry, footwear, and accessories retailing.....	58	3	06/09	129.829	130.619	125.793	128.662	126.132	-3.7	2.3	-2.0
Apparel, jewelry, footwear, and accessories retailing.....	58	31	06/09	129.829	130.619	125.793	128.662	126.132	-3.7	2.3	-2.0
Apparel, footwear, and accessories retailing.....	58	3101	03/09	124.049	124.221	120.178	123.147	119.653	-3.3	2.5	-2.8
Jewelry retailing.....	58	3102	03/09	-	-	-	-	-	-	-	-
Computer hardware, software, and supplies retailing.....			03/09	-	-	-	-	-	-	-	-
Computer hardware, software, and supplies retailing.....			03/09	-	-	-	-	-	-	-	-
Computer hardware, software, and supplies retailing.....			03/09	-	-	-	-	-	-	-	-

See footnotes at end of table.

Table 8. Producer price indexes and percentage changes for selected commodity and service groupings and individual items, seasonally adjusted — Continued
 [September 2024, Index base 1982=100, unless otherwise indicated]

Title	Commodity code		Other index base	Seasonally adjusted index ¹					Seasonally adjusted 1-month percent change ¹		
	Group code	Item code		May 2024	June 2024 ^P	July 2024 ^P	Aug. 2024 ^P	Sept. 2024 ^P	June to July ^P	July to Aug. ^P	Aug. to Sept. ^P
TV, video, and photographic equipment and supplies retailing.....	58	5	03/09	54.138	48.950	49.693	47.049	49.019	1.5	-5.3	4.2
TV, video, and photographic equipment and supplies retailing.....	58	51	03/09	54.138	48.950	49.693	47.049	49.019	1.5	-5.3	4.2
TV, video, and photographic equipment and supplies retailing.....	58	5101	03/09	54.138	48.950	49.693	47.049	49.019	1.5	-5.3	4.2
Automobiles and automobile parts retailing.....	58	6	06/09	132.028	128.120	124.181	122.199	123.859	-3.1	-1.6	1.4
Automobiles and automobile parts retailing.....	58	61	06/09	132.028	128.120	124.181	122.199	123.859	-3.1	-1.6	1.4
Automobile retailing (Partial).....	58	6101	03/09	128.631	121.077	115.069	111.246	113.471	-5.0	-3.3	2.0
Automotive parts, including tires, retailing.....			03/09	-	-	-	-	-	-	-	-
RVs, trailers, and campers retailing.....			03/09	-	-	-	-	-	-	-	-
RVs, trailers, and campers retailing.....			03/09	-	-	-	-	-	-	-	-
RVs, trailers, and campers retailing.....			03/09	-	-	-	-	-	-	-	-
Sporting goods, including boats, retailing.....	58	9	03/09	126.715	129.256	121.095	125.159	118.079	-6.3	3.4	-5.7
Sporting goods, including boats, retailing.....	58	91	03/09	126.715	129.256	121.095	125.159	118.079	-6.3	3.4	-5.7
Sporting goods, including boats, retailing.....	58	9101	03/09	126.715	129.256	121.095	125.159	118.079	-6.3	3.4	-5.7
Lawn, garden, and farm equipment and supplies retailing.....			03/09	-	-	-	-	-	-	-	-
Lawn, garden, and farm equipment and supplies retailing.....			03/09	-	-	-	-	-	-	-	-
Lawn, garden, and farm equipment and supplies retailing.....			03/09	-	-	-	-	-	-	-	-
Furniture retailing.....			03/09	-	-	-	-	-	-	-	-
Furniture retailing.....			03/09	-	-	-	-	-	-	-	-
Furniture retailing.....			03/09	-	-	-	-	-	-	-	-
Flooring and floor coverings retailing.....			03/09	-	-	-	-	-	-	-	-
Flooring and floor coverings retailing.....			03/09	-	-	-	-	-	-	-	-
Flooring and floor coverings retailing.....			03/09	-	-	-	-	-	-	-	-
Hardware and building materials and supplies retailing.....	58	D	03/09	171.120	172.652	173.423	178.429	177.287	0.4	2.9	-0.6
Hardware and building materials and supplies retailing.....	58	D1	03/09	171.120	172.652	173.423	178.429	177.287	0.4	2.9	-0.6
Hardware and building materials and supplies retailing.....	58	D101	03/09	171.120	172.652	173.423	178.429	177.287	0.4	2.9	-0.6
Major household appliance retailing.....	58	E	03/09	124.405	126.542	126.772	122.346	136.263	0.2	-3.5	11.4
Major household appliance retailing.....	58	E1	03/09	124.405	126.542	126.772	122.346	136.263	0.2	-3.5	11.4
Major household appliance retailing.....	58	E101	03/09	124.405	126.542	126.772	122.346	136.263	0.2	-3.5	11.4
Fuels and lubricants retailing.....	58	F	06/09	274.482	288.893	275.305	316.223	318.502	-4.7	14.9	0.7
Fuels and lubricants retailing.....	58	F1	06/09	274.482	288.893	275.305	316.223	318.502	-4.7	14.9	0.7
Automotive fuels and lubricants retailing.....			03/09	-	-	-	-	-	-	-	-
Household fuels retailing.....	58	F102	03/09	170.407	170.732	174.250	172.876	179.754	2.1	-0.8	4.0
Cleaning supplies and paper products retailing.....			03/09	-	-	-	-	-	-	-	-
Cleaning supplies and paper products retailing.....			03/09	-	-	-	-	-	-	-	-
Cleaning supplies and paper products retailing.....			03/09	-	-	-	-	-	-	-	-
Book retailing.....			03/09	-	-	-	-	-	-	-	-
Book retailing.....			03/09	-	-	-	-	-	-	-	-
Book retailing.....			03/09	-	-	-	-	-	-	-	-
Other merchandise retailing (partial).....	58	I	03/09	145.911	145.005	145.063	142.878	145.208	0.0	-1.5	1.6
Other merchandise retailing (partial).....	58	I1	03/09	145.911	145.005	145.063	142.878	145.208	0.0	-1.5	1.6
Other merchandise retailing (partial).....	58	I101	03/09	145.911	145.005	145.063	142.878	145.208	0.0	-1.5	1.6
Metal treatment services.....			12/84	-	-	-	-	-	-	-	-
Metal treatment services.....			12/84	-	-	-	-	-	-	-	-
Metal plating and polishing.....	59	1101	12/84	-	-	-	-	-	-	-	-
Metal coating and allied services.....			12/84	-	-	-	-	-	-	-	-
Metal heat treating.....			06/85	-	-	-	-	-	-	-	-
Mining services.....	60	1	06/85	-	-	-	-	-	-	-	-
Mining services.....	60	11	06/85	-	-	-	-	-	-	-	-
Support activities for coal mining.....	60	1102	06/85	-	-	-	-	-	-	-	-
Drilling oil and gas wells services.....	60	1103	12/85	-	-	-	-	-	-	-	-
Support activities for oil and gas operations.....			12/85	-	-	-	-	-	-	-	-
Metal and nonmetallic minerals mining services.....			05/23	-	-	-	-	-	-	-	-
Contract work on textile products and apparel.....			06/10	-	-	-	-	-	-	-	-
Contract work on textile products and apparel.....			06/10	-	-	-	-	-	-	-	-
Contract work on textile products.....	61	1102	06/87	-	-	-	-	-	-	-	-
Contract work on apparel.....			06/87	-	-	-	-	-	-	-	-
Contract & commission receipts for tanning or finishing leather owned by others.....			06/11	-	-	-	-	-	-	-	-
Contract & commission receipts for tanning or finishing leather owned by others.....			06/11	-	-	-	-	-	-	-	-
Contract and commission receipts for tanning or finishing leather owned by others.....			12/97	-	-	-	-	-	-	-	-
New nonresidential building construction.....			06/09	-	-	-	-	-	-	-	-

See footnotes at end of table.

Table 8. Producer price indexes and percentage changes for selected commodity and service groupings and individual items, seasonally adjusted — Continued
 [September 2024, Index base 1982=100, unless otherwise indicated]

Title	Commodity code		Other index base	Seasonally adjusted index ¹					Seasonally adjusted 1-month percent change ¹		
	Group code	Item code		May 2024	June 2024 ^p	July 2024 ^p	Aug. 2024 ^p	Sept. 2024 ^p	June to July ^p	July to Aug. ^p	Aug. to Sept. ^p
New nonresidential building construction.....			06/09	-	-	-	-	-	-	-	-
New warehouse building construction.....			12/04	-	-	-	-	-	-	-	-
New school building construction.....			12/05	-	-	-	-	-	-	-	-
New office building construction.....			06/06	-	-	-	-	-	-	-	-
New industrial building construction.....			06/07	-	-	-	-	-	-	-	-
New health care building construction.....			06/12	-	-	-	-	-	-	-	-
Maintenance and repair of nonresidential buildings (partial).....	80	2	04/09	-	-	-	-	-	-	-	-
Maintenance and repair of nonresidential buildings (partial).....	80	21	04/09	-	-	-	-	-	-	-	-
Maintenance and repair of nonresidential buildings (partial).....	80	2101	04/09	-	-	-	-	-	-	-	-

¹ All indexes are subject to revision for 4 months after their originally scheduled publication to incorporate late reports and corrections by survey respondents. In addition, seasonally adjusted indexes are subject to change for up to 5 years due to the recalculation of seasonal factors published each January.

² Due to incomplete coverage of the services sector, some services indexes in this table reflect only a portion of their wherever-provided output. These indexes are flagged using the term "partial" at the end of their titles. For more information regarding wherever-provided services indexes, go to <https://www.bls.gov/ppi/wepnotice.htm>. This webpage includes methodology documentation, a table identifying missing coverage areas for those indexes with incomplete coverage, and a concordance table between wherever-provided services indexes and Census product codes.

^p Preliminary

"-" Seasonal tests did not indicate the presence of seasonality.

Table 9. Producer price indexes for commodity and service groupings and individual items, not seasonally adjusted

[September 2024, Index base 1982=100, unless otherwise indicated]

Title	Commodity code		Other index base	Unadjusted index ¹				
	Group code	Item code		May 2024	June 2024 ^P	July 2024 ^P	Aug. 2024 ^P	Sept. 2024 ^P
Goods								
All commodities.....	00	000000		255.313	255.870	257.337	255.487	252.526
Industrial commodities.....	IND	THRU15		255.610	256.119	257.959	256.190	252.363
Farm products, processed foods and feeds.....	PFF	PLUS02		251.289	252.053	251.865	249.675	250.560
Farm products.....	01	—		227.229	226.603	223.722	218.139	217.193
Fruits & melons, fresh/dry vegs. & nuts.....	01	1		233.816	223.264	227.048	226.564	231.986
Fresh fruits and melons.....	01	11		158.503	148.516	163.806	159.020	172.141
Citrus fruits.....	01	1101		338.776	349.777	343.664	364.541	378.162
Grapefruits.....	01	110101		638.369	554.311	574.721	590.791	—
Lemons.....	01	110104		346.615	388.495	387.529	348.716	340.983
Valencia oranges.....	01	110105		259.340	283.539	270.445	326.618	351.075
Navel oranges.....	01	110106		252.581	249.251	—	—	—
Other fruits and berries.....	01	1102		139.789	129.097	145.969	140.363	153.181
Plums and fresh prunes.....	01	110201	12/91	—	—	470.597	397.438	432.189
Nectarines.....	01	110202	12/91	—	169.145	135.584	168.922	180.095
Cherries.....	01	110203	12/91	—	21.620	52.309	—	—
Apricots.....	01	110204	12/91	—	336.730	—	—	—
Avocados.....	01	110205	12/91	204.362	233.070	264.469	296.327	255.886
Kiwifruit.....	01	110206	12/91	303.413	—	—	—	—
Granny Smith apples.....	01	110208	12/91	118.542	115.504	115.970	120.079	163.344
Golden delicious apples.....	01	110211	12/91	168.695	168.695	166.924	186.173	181.735
Red delicious apples.....	01	110215	12/91	225.117	214.993	216.373	207.567	235.788
McIntosh apples.....	01	110216	12/91	243.197	243.197	248.556	248.556	241.668
Peaches.....	01	110219	12/91	—	303.601	293.332	376.215	363.554
Gala apples.....	01	110220	03/15	111.402	113.150	115.652	115.920	104.160
Pears.....	01	110221	12/91	159.340	164.044	183.237	183.436	180.355
Strawberries.....	01	110222	12/91	85.776	59.383	118.767	108.870	158.356
Raspberries.....	01	110224	12/91	—	21.800	45.417	30.884	39.967
Blackberries.....	01	110225	12/91	—	32.828	32.828	62.671	59.687
Blueberries.....	01	110227	12/91	30.668	36.084	22.902	18.134	43.068
Grapes.....	01	110228	12/91	174.353	174.057	177.821	171.610	159.086
Table grapes.....	01	1102281	12/11	—	237.717	254.148	227.843	174.805
Raisin grapes.....	01	1102282	08/16	119.667	119.667	119.667	119.667	119.667
Wine grapes.....	01	1102283	12/11	123.993	123.993	123.993	123.993	123.993
Juice grapes.....	01	1102284	01/16	200.445	200.445	187.258	187.258	187.258
Fuji apples.....	01	110229	03/15	106.613	107.747	107.492	103.277	126.543
Empire apples.....	01	110230	10/15	124.464	124.464	130.027	130.027	—
Melons.....	01	1103	12/91	182.362	152.410	165.158	131.703	145.342
Cantaloupes.....	01	110301	12/91	—	195.863	184.075	134.640	181.959
Honeydews.....	01	110302	12/91	—	259.324	288.265	196.808	222.856
Watermelons.....	01	110303	12/91	248.048	207.417	241.105	205.189	204.765
Fresh and dry vegetables.....	01	13	12/91	301.375	287.967	272.532	279.400	272.476
Dry vegetables.....	01	1301	12/91	246.009	247.153	236.352	220.949	202.416
Dry beans.....	01	130111	09/15	165.858	165.858	165.080	161.924	142.017
Dry pinto beans.....	01	130110	12/91	429.603	429.603	429.603	429.603	364.787
Dry great northern beans.....	01	130111	12/91	460.952	460.952	460.952	460.952	439.002
Dry pea beans.....	01	130113	12/91	202.700	202.700	202.700	—	—
Dry kidney beans.....	01	130114	12/11	103.212	103.212	—	—	—
Dry garbanzo beans.....	01	130116	12/11	89.440	89.440	87.168	80.562	79.927
Dry black beans.....	01	130117	09/15	178.546	178.546	178.546	—	142.837
Dry peas and lentils.....	01	13012	09/15	150.922	152.597	137.760	119.184	117.173
Dry peas.....	01	130120	12/91	314.794	310.076	305.214	273.090	263.355
Dry lentils.....	01	130121	12/91	411.626	432.948	339.270	275.097	280.913
Fresh vegetables, except potatoes.....	01	1302	12/91	355.744	335.535	305.113	304.177	282.736
Cabbage.....	01	130211	12/91	215.111	363.060	396.065	275.704	371.175
Carrots.....	01	130212	12/91	271.155	269.088	269.088	276.920	276.920
Celery.....	01	130213	12/91	384.515	358.827	224.970	191.415	215.915
Sweet corn.....	01	130214	12/91	139.326	158.390	131.511	77.744	—
Lettuce.....	01	130215	12/91	565.455	451.247	312.881	287.756	273.167
Dry onions.....	01	130216	12/91	297.177	196.988	229.546	227.936	212.985
Tomatoes.....	01	130217	12/91	353.626	207.155	371.720	666.370	416.486
Snap beans.....	01	130218	12/91	—	485.442	—	356.311	328.902
Asparagus.....	01	130221	12/91	456.013	422.607	—	—	—
Broccoli.....	01	130222	12/91	275.377	326.501	376.587	297.307	304.976
Cauliflower.....	01	130223	12/91	70.046	107.904	65.346	62.912	99.550
Spinach.....	01	130224	12/91	920.079	434.000	599.709	588.661	588.661

See footnotes at end of table.

Table 9. Producer price indexes for commodity and service groupings and individual items, not seasonally adjusted — Continued
 [September 2024, Index base 1982=100, unless otherwise indicated]

Title	Commodity code		Other index base	Unadjusted index ¹				
	Group code	Item code		May 2024	June 2024 ^P	July 2024 ^P	Aug. 2024 ^P	Sept. 2024 ^P
Greens.....	01	130225	12/91	258.661	247.642	284.218	247.237	262.083
Endive.....	01	130226	12/91	1,183.616	1,141.789	1,124.831	1,006.131	1,006.131
Green peppers.....	01	130228	12/91	356.969	764.287	526.007	479.533	358.183
Eggplant.....	01	130229	12/91	341.804	207.424	268.499	—	504.741
Squash.....	01	130231	12/91	128.866	812.520	314.689	207.070	246.962
Beets.....	01	130232	12/91	140.401	141.730	232.526	194.879	222.782
Cucumbers.....	01	130234	12/91	221.417	194.007	—	185.164	358.425
Artichokes.....	01	130235	12/11	227.364	200.030	176.865	232.839	283.664
Sweet potatoes.....	01	1303	12/91	172.417	171.828	167.114	170.660	171.315
Sweet potatoes.....	01	130301	12/91	111.473	111.092	108.044	110.337	110.761
Potatoes.....	01	1306	12/11	99.000	97.023	105.102	120.873	135.171
Long white potatoes.....	01	130601	12/91	—	255.584	266.410	—	—
Round white potatoes.....	01	130602	12/91	—	205.460	253.015	—	—
Russet potatoes.....	01	130603	12/91	134.590	133.888	138.853	166.078	197.950
Round red potatoes.....	01	130604	12/91	230.277	288.234	321.408	292.634	237.448
Round yellow potatoes.....	01	130605	09/15	—	—	—	—	104.776
Tree nuts.....	01	19		1,243.812	1,243.812	1,243.812	1,243.812	1,243.812
Tree nuts.....	01	1901		1,243.812	1,243.812	1,243.812	1,243.812	1,243.812
Pecans.....	01	190101		732.203	732.203	732.203	732.203	732.203
Almonds.....	01	190102	12/91	357.337	357.337	357.337	357.337	357.337
Filberts.....	01	190103	12/91	278.766	278.766	278.766	278.766	278.766
Walnuts.....	01	190104	12/91	186.550	186.550	186.550	186.550	186.550
Macadamias.....	01	190105	12/91	371.076	371.076	371.076	371.076	371.076
Pistachios.....	01	190106	12/91	214.334	214.334	214.334	214.334	214.334
Grains.....	01	2		189.722	182.791	163.139	155.573	159.060
Wheat.....	01	21		198.355	178.962	159.235	151.306	158.119
Wheat.....	01	2101		198.355	178.962	159.235	151.306	158.119
Hard red winter wheat.....	01	210101		196.570	180.388	154.884	148.753	155.675
Hard red spring wheat.....	01	210102		218.175	180.497	175.028	163.097	173.728
Soft white wheat.....	01	210103		154.221	143.229	133.795	130.186	134.069
Soft red winter wheat.....	01	210104		202.963	183.876	162.847	149.840	155.332
Hard amber durum wheat.....	01	210105	12/84	255.160	238.512	211.366	200.852	203.695
Other grains.....	01	22		190.839	186.084	165.124	157.226	160.328
Barley.....	01	2201		176.797	178.173	162.167	140.732	159.961
Barley.....	01	220101		176.797	178.173	162.167	140.732	159.961
Corn.....	01	2202		186.974	182.381	161.805	154.168	156.983
Corn.....	01	220205		186.974	182.381	161.805	154.168	156.983
Oats.....	01	2203		277.478	242.248	230.455	234.321	238.119
Oats.....	01	220311		277.478	242.248	230.455	234.321	238.119
Rye.....	01	2204		75.644	75.644	75.644	75.644	—
Rye.....	01	220415		75.644	75.644	75.644	75.644	—
Sorghum.....	01	2205	12/91	207.530	198.449	173.737	167.602	170.674
Sorghum.....	01	220501	12/91	207.530	198.449	173.737	167.602	170.674
Rough rice.....	01	23	12/91	131.387	127.998	126.658	124.866	124.866
Rough rice.....	01	2301	12/91	131.387	127.998	126.658	124.866	124.866
Rough rice.....	01	230103	12/04	223.397	217.635	215.358	212.309	212.309
Long grain rough rice.....	01	2301031	09/15	148.624	144.954	143.119	139.450	139.450
Medium/short grain rough rice.....	01	2301032	09/15	133.758	129.936	129.299	131.210	131.210
Livestock.....	01	3		267.257	265.410	270.423	257.834	246.263
Slaughter cattle.....	01	31		297.876	301.974	306.579	298.583	287.978
Slaughter steers and heifers.....	01	3101		287.402	290.610	293.465	285.954	277.518
Slaughter steers and heifers.....	01	310199	12/91	272.325	275.365	278.070	270.953	262.959
Slaughter cows and bulls.....	01	3102		304.552	311.349	321.508	310.976	292.734
Slaughter cows and bulls.....	01	310299	12/91	273.885	279.997	289.134	279.662	263.257
Slaughter vealers.....	01	3103		103.991	105.019	106.388	113.214	116.928
Slaughter vealers.....	01	310399	12/91	89.838	90.726	91.909	97.806	101.015
Slaughter hogs.....	01	32		113.964	111.521	116.953	107.200	101.174
Slaughter barrows and gilts.....	01	3201		113.875	110.406	115.396	105.751	99.501
Slaughter barrows and gilts.....	01	320199	12/91	172.171	166.926	174.471	159.889	150.439
Slaughter sows.....	01	3202		92.185	133.388	156.145	144.047	148.773
Slaughter sows.....	01	320299	12/91	160.068	231.614	271.129	250.122	258.329
Slaughter lambs.....	01	33		449.055	459.349	381.934	352.312	370.012
Slaughter lambs.....	01	3301		449.055	459.349	381.934	352.312	370.012
Slaughter lambs.....	01	330199	12/91	517.891	529.762	440.481	406.318	426.731
Feeder and replacement cattle.....	01	34	09/21	193.610	189.411	191.812	182.129	172.811
Feeder and replacement cattle.....	01	3401	09/21	193.610	189.411	191.812	182.129	172.811

See footnotes at end of table.

Table 9. Producer price indexes for commodity and service groupings and individual items, not seasonally adjusted — Continued
 [September 2024, Index base 1982=100, unless otherwise indicated]

Title	Commodity code		Other index base	Unadjusted index ¹				
	Group code	Item code		May 2024	June 2024 ^P	July 2024 ^P	Aug. 2024 ^P	Sept. 2024 ^P
Feeder and replacement cattle.....	01	340199	09/21	193.610	189.411	191.812	182.129	172.811
Slaughter poultry.....	01	4		347.538	342.587	347.721	322.850	333.723
Slaughter chickens.....	01	41		375.569	373.393	375.552	352.182	360.582
Broilers and other meat type chickens.....	01	4102		380.795	378.589	380.778	357.083	365.600
Slaughter chickens.....	01	410299	12/91	366.689	364.565	366.672	343.855	352.057
Slaughter turkeys.....	01	42		224.968	205.536	226.165	190.015	214.795
Slaughter turkeys.....	01	4201		224.968	205.536	226.165	190.015	214.795
Slaughter turkeys.....	01	420199	12/91	204.724	187.041	205.814	172.917	195.467
Slaughter ducks.....	01	43	12/91	300.288	300.288	300.288	300.288	300.288
Slaughter ducks.....	01	4301	12/91	300.288	300.288	300.288	300.288	300.288
Slaughter ducks.....	01	430199	12/91	300.288	300.288	300.288	300.288	300.288
Raw cotton.....	01	5		108.313	106.942	100.087	100.326	103.923
Raw cotton.....	01	51		107.208	105.851	99.066	99.302	102.862
Raw cotton.....	01	5101		107.208	105.851	99.066	99.302	102.862
Raw cotton.....	01	510101		107.208	105.851	99.066	99.302	102.862
Upland cotton.....	01	5101011	09/15	106.417	105.120	98.356	99.709	103.547
Pima cotton.....	01	5101012	09/15	111.328	109.319	102.623	89.230	89.230
Raw milk.....	01	6		167.838	173.942	173.942	180.045	182.409
Raw milk.....	01	61		168.517	174.645	174.645	180.773	183.147
Raw milk.....	01	6101		168.517	174.645	174.645	180.773	183.147
Raw milk.....	01	610102		168.517	174.645	174.645	180.773	183.147
Chicken eggs.....	01	7		253.033	393.118	379.375	549.479	509.253
Chicken eggs.....	01	71		253.033	393.118	379.375	549.479	509.253
Eggs for fresh use.....	01	7107	12/91	201.905	314.795	286.906	445.040	417.323
Eggs, jumbo.....	01	710701	12/84	217.885	339.239	319.897	507.049	454.782
Eggs, extra large.....	01	710702	12/84	227.480	368.449	339.220	537.233	484.129
Eggs, large.....	01	710703		242.389	384.610	354.119	575.525	513.830
Eggs, medium.....	01	710704	12/84	244.747	339.975	287.792	328.773	440.357
Eggs, small.....	01	710705	12/84	156.604	185.797	185.797	195.016	230.355
Breaker stock and checks and undergrades.....	01	7108	12/91	257.494	397.535	421.859	544.250	493.397
Breaker stock.....	01	710801	12/91	250.437	387.028	408.595	528.874	471.362
Checks and undergrades.....	01	710802	12/91	335.139	513.551	566.025	712.953	726.946
Hay, hayseeds, and oilseeds.....	01	8		255.110	243.293	239.851	206.277	211.251
Hay and hayseeds.....	01	81		442.059	365.794	381.135	269.755	350.072
Hay and hayseeds.....	01	8101		442.059	365.794	381.135	269.755	350.072
Alfalfa hay.....	01	810101		373.716	319.713	341.749	270.301	324.036
All other hay.....	01	810102	09/15	180.117	144.892	147.549	93.167	131.506
Oilseeds.....	01	83		223.141	218.133	213.088	188.800	186.305
Oilseeds.....	01	8301		223.141	218.133	213.088	188.800	186.305
Peanuts.....	01	830111		125.059	111.625	137.749	123.844	129.046
Cottonseed.....	01	830121		247.998	264.886	270.802	284.400	284.400
Soybeans.....	01	830131		204.383	199.709	192.755	168.705	166.004
Flaxseed.....	01	830151	12/91	—	—	293.462	288.402	278.386
Sunflower.....	01	830161	12/91	221.727	249.394	254.654	264.029	269.174
Canola.....	01	830171	12/11	99.709	92.982	93.927	84.066	77.962
Miscellaneous oil crops.....	01	830181	09/15	174.692	173.142	173.083	171.295	171.295
Processed foods and feeds.....	02	—		263.673	265.127	266.271	265.756	267.550
Cereal and bakery products.....	02	1		328.540	327.540	327.333	327.634	327.304
Bakery products.....	02	11		361.100	360.613	360.967	361.288	360.529
Bread (white, wheat, rye, etc.), including frozen.....	02	1102	06/06	177.236	177.267	177.515	177.621	177.014
Bread (white, wheat, rye, etc.), including frozen.....	02	110201	06/06	177.236	177.267	177.515	177.621	177.014
White pan bread.....	02	11020111	12/11	144.322	144.089	144.387	144.448	143.601
White hearth bread (French, Italian, etc.).....	02	11020112	12/11	144.755	144.935	144.918	145.983	146.016
Dark wheat breads (whole wheat, cracked wheat, multigrain, etc.).....	02	11020113	12/11	141.403	141.448	141.452	141.253	140.121
Other variety breads (rye, unleavened, raisin, potato, self-rising, salt-free, canned, etc.).....	02	11020114	12/11	131.093	131.464	131.757	131.586	131.994
Rolls (bread-type), muffins, bagels, and croissants.....	02	1105		368.909	368.962	368.714	369.600	370.376
Rolls (bread-type), muffins, bagels, and croissants.....	02	110505	06/06	179.981	180.007	179.886	180.318	180.697
Rolls, hamburger and wiener.....	02	11050501	12/11	131.739	131.512	131.435	131.761	132.324
All other rolls, bread-type (incl. muffins, bagels, and croissants).....	02	11050502	12/11	150.448	150.706	150.593	150.945	150.987
Other sweet goods, excluding frozen.....	02	1107		396.377	396.401	397.677	397.845	398.516
Other sweet goods, excluding frozen.....	02	110703	06/99	246.422	246.437	247.231	247.335	247.752
Soft cakes, excluding frozen.....	02	1108		437.641	438.084	440.950	440.444	437.775
Soft cakes, excluding frozen.....	02	110803	06/99	224.476	224.703	226.173	225.914	224.545

See footnotes at end of table.

Table 9. Producer price indexes for commodity and service groupings and individual items, not seasonally adjusted — Continued
 [September 2024, Index base 1982=100, unless otherwise indicated]

Title	Commodity code		Other index base	Unadjusted index ¹				
	Group code	Item code		May 2024	June 2024 ^P	July 2024 ^P	Aug. 2024 ^P	Sept. 2024 ^P
Pies (fruit, cream, and custard), excluding frozen.....	02	1109		480.033	479.655	478.900	482.901	479.901
Pies (fruit, cream, and custard), excluding frozen.....	02	110903	06/99	241.697	241.507	241.126	243.141	241.630
Cookies, crackers, and related products.....	02	1121		276.576	276.576	276.576	276.576	276.576
Cookies, wafers, and ice cream cones and cups (excluding frozen).....	02	112103	06/83	279.708	279.708	279.708	279.708	279.708
Crackers, biscuits, and related products.....	02	112104	06/83	251.430	251.430	251.430	251.430	251.430
Saltines and all other crackers, cracker meal and crumbs, and biscuits.....	02	1121042	12/11	101.663	101.663	101.663	101.663	101.663
Retail bakery products, excluding retail trade.....	02	1130	06/14	166.367	163.489	163.489	163.664	161.015
Retail bakery products, excluding retail trade.....	02	113001	06/14	166.367	163.489	163.489	163.664	161.015
Flour and flour base mixes and doughs.....	02	12		263.120	260.644	258.948	259.782	260.968
Wheat flour.....	02	1203		263.948	256.706	252.340	250.892	253.963
Wheat flour.....	02	120301	06/83	257.689	250.618	246.356	244.942	247.941
Flour base mixes and doughs.....	02	1204		258.225	258.306	258.047	260.070	260.242
Flour base mixes and doughs.....	02	120401	06/83	271.337	271.422	271.150	273.276	273.456
Prepared flour mixes, including refrigerated and frozen doughs and batters, made in flour mills.....	02	1204011	12/11	133.839	133.839	133.986	139.080	139.080
Flour mixes, excluding cake mixes, made from purchased flour.....	02	1204013	12/11	139.606	139.660	139.456	139.279	139.394
Milled rice and byproducts.....	02	13		280.778	281.978	281.338	280.667	278.511
Head rice.....	02	1301		308.001	307.452	305.598	304.271	302.615
Head rice.....	02	130106	06/03	298.246	297.715	295.920	294.635	293.031
Head rice not packaged with other ingredients.....	02	1301066	12/11	133.905	133.596	132.551	131.804	130.871
Milled rice (incl second heads, screenings, brewers, bran, sharps, rice flour, and byproducts).....	02	1302	06/84	157.934	159.859	160.270	160.288	158.601
Milled rice (incl second heads, screenings, brewers, bran, sharps, rice flour, and byproducts).....	02	130201	06/84	157.934	159.859	160.270	160.288	158.601
Cereal and pasta products.....	02	14		301.243	300.245	300.424	300.383	299.921
Dry macaroni, spaghetti, and egg noodle products, made from purchased flour.....	02	1402	06/85	277.970	277.970	277.991	277.991	277.690
Dry macaroni, spaghetti, and egg noodle products, made from purchased flour.....	02	140203	12/02	228.761	228.761	228.778	228.778	228.530
Dry macaroni, spaghetti, and egg noodle products, made from purchased flour.....	02	14020303	06/09	154.165	154.165	154.176	154.176	154.009
Cereal and mill products, other than flour.....	02	1409	06/85	283.360	282.220	282.419	282.373	281.910
Manufactured starch, made by wet milling.....	02	140907	06/85	341.037	339.951	349.044	361.482	355.137
Wheat mill products, corn mill products, and other grain mill products except flour.....	02	140908	06/98	219.590	217.055	213.878	208.726	206.161
Wheat mill products, except flour.....	02	1409081	12/09	114.777	111.542	109.850	102.782	98.668
Corn mill products.....	02	1409082	12/09	146.653	145.418	144.668	144.039	143.938
Other grain mill products.....	02	1409083	12/09	152.042	152.337	146.743	143.448	142.270
Breakfast cereal.....	02	140909	12/11	140.384	140.356	140.369	140.369	141.729
Meats, poultry, and fish.....	02	2		239.277	241.108	241.560	237.480	243.906
Meats.....	02	21		246.324	252.798	254.780	247.978	248.841
Beef and veal products, fresh or frozen.....	02	2101		301.845	319.251	318.077	296.487	294.943
Beef, fresh/frozen variety meats, not canned or made into sausage, made in slaughtering plants.....	02	210126	06/08	267.774	275.204	283.508	286.134	281.759
Beef, fresh/frozen whole/half carcass, not canned or made into sausage, misp.....	02	210131	06/08	193.006	193.506	198.382	196.781	209.159
Beef, fresh/frozen, primal and subprimal cuts, made in slaughtering plants.....	02	210133	12/95	259.753	277.219	274.391	251.580	248.656
Lamb/mutton, fresh or frozen, not canned or made into sausage, made in slaughtering plants.....	02	2103		486.683	480.311	487.628	486.591	487.064
Lamb/mutton, fresh or frozen, not canned or made into sausage, made in slaughtering plants.....	02	210321	12/88	389.279	384.182	390.035	389.205	389.584
Pork products, fresh, frozen, or processed, except sausage.....	02	2104		180.265	180.242	182.278	182.043	183.524
Pork, fresh/frozen, unprocessed, all cuts, except sausage, made in slaughtering plants.....	02	210444	06/01	127.785	128.533	129.252	127.483	127.415
Pork, processed or cured, not canned or made into sausage.....	02	210447	06/01	172.192	170.762	174.040	176.771	180.246
Pork, processed or cured, not canned or made into sausage, made in slaughtering plants.....	02	2104471	06/08	190.736	192.175	192.383	196.267	196.097
Pork, processed or cured, not canned or made into sausage, mfpc.....	02	2104472	06/08	149.221	147.153	150.933	153.064	157.179
Pork, sweet-pickled, dry-cured, or dry salt, not canned or made into sausage, mfpc.....	02	21044721	09/16	126.752	127.139	127.416	126.390	125.915
Smoked hams and picnics, excluding canned, made from purchased carcasses.....	02	21044722	12/11	141.335	128.621	144.554	143.721	147.052
Smoked slab bacon, made from purchased carcasses.....	02	21044723	09/16	118.042	121.028	121.058	120.903	123.665
Smoked sliced bacon, made from purchased carcasses.....	02	21044724	12/11	122.165	124.419	123.885	129.008	134.216
Other smoked pork, not canned or made into sausage, made from purchased carcasses.....	02	21044725	12/11	122.833	122.747	119.439	117.981	123.870
Boiled ham, barbecue pork, and other cooked pork, excluding canned meats and sausage, mfpc.....	02	21044726	12/11	104.163	104.174	104.164	104.674	104.642
Other meats, fresh, frozen, or canned.....	02	2105		229.393	230.882	235.715	237.751	240.298
Fresh/processed sausage, deli & cooked meats, etc.....	02	210503	06/01	207.454	208.462	212.217	210.671	215.285

See footnotes at end of table.

Table 9. Producer price indexes for commodity and service groupings and individual items, not seasonally adjusted — Continued
 [September 2024, Index base 1982=100, unless otherwise indicated]

Title	Commodity code		Other index base	Unadjusted index ¹				
	Group code	Item code		May 2024	June 2024 ^P	July 2024 ^P	Aug. 2024 ^P	Sept. 2024 ^P
Fresh and processed sausage, deli, and cooked meats, made in slaughtering plants.....	02	2105031	06/08	222.695	225.468	234.733	232.743	232.016
Fresh and processed sausage, deli, and cooked meats, mfpc.....	02	2105032	06/08	177.528	178.215	180.885	179.597	184.135
Fresh sausage (pork sausage, breakfast links, etc.), excluding canned, mfpc.....	02	21050321	12/11	160.069	158.480	165.708	162.460	172.925
Dry or semidry sausage (salami, cervelat, pepperoni, summer sausage, pork roll, etc), mfpc.....	02	21050322	12/11	134.494	138.905	138.015	136.949	138.867
Frankfurters, including wieners, excluding canned, made from purchased carcasses.....	02	21050323	12/11	141.604	141.894	141.028	141.732	141.442
Other sausage (smoked or cooked) & jellied goods & similar preparations, excluding canned, mfpc.....	02	21050324	12/11	145.134	142.720	144.886	145.770	145.466
Boxed meat (beef, pork, lamb, etc.), made from purchased carcasses...	02	210504	06/08	146.358	145.091	149.641	145.146	144.333
Canned meats, excluding dog, cat, and baby food.....	02	210579	12/88	287.593	294.583	296.186	296.847	300.279
Frozen ground meat patties and other processed, frozen, or cooked meats, mfpc.....	02	210586	12/01	168.041	170.004	173.692	180.579	181.787
Processed poultry.....	02	22		182.627	179.223	176.490	177.014	193.043
Young chickens, including bulk, chilled, frozen, whole, and in parts.....	02	2203		210.134	216.007	211.580	212.492	234.293
Young chickens, including bulk, chilled, frozen, whole, and in parts.....	02	220333	12/90	207.588	213.390	209.018	209.918	231.455
Turkeys, including frozen, whole, and in parts.....	02	2206		170.964	167.210	166.742	166.186	168.400
Turkeys, including frozen, whole, and in parts.....	02	220611	12/90	169.693	165.966	165.502	164.950	167.148
Canned, cooked, smoked or prepared poultry.....	02	2208		146.895	130.358	129.031	129.572	144.628
Canned, cooked, smoked or prepared poultry.....	02	220811	12/90	120.708	107.119	106.029	106.473	118.846
Chicken hens and other poultry/small game.....	02	2209	12/90	111.712	111.712	110.820	110.386	110.386
Other poultry/small game (duck, goose, rabbit, etc.).....	02	220911	12/90	293.741	293.741	286.263	282.590	282.590
Unprocessed and prepared seafood.....	02	23		421.888	402.222	406.151	405.376	408.701
Unprocessed finfish.....	02	2301		727.107	458.373	461.459	488.252	444.798
Haddock.....	02	230101		319.827	276.323	313.874	340.923	306.337
Halibut.....	02	230102		623.353	575.220	587.559	679.201	647.680
Flounder.....	02	230131	12/91	265.981	123.601	172.978	138.740	139.003
Cod.....	02	230132	12/91	97.672	92.608	108.246	103.959	94.009
Pollock.....	02	230133	12/91	435.940	165.311	122.780	198.760	152.874
Rockfish.....	02	230135	12/91	-	-	406.257	-	-
Tuna.....	02	230136	01/16	78.939	84.973	86.985	92.560	84.514
Other finfish.....	02	230199	12/91	418.872	346.100	371.534	314.917	320.073
Unprocessed shellfish.....	02	2305	12/91	291.376	280.737	283.578	269.349	279.494
Shrimp.....	02	230501	12/91	82.383	83.635	84.220	86.967	92.569
Crabs.....	02	230502	12/91	698.429	-	619.338	464.747	-
Lobsters.....	02	230503	12/91	174.676	143.002	174.900	199.803	203.719
Clams.....	02	230504	12/91	262.575	260.701	260.701	260.701	260.701
Oysters.....	02	230505	01/16	111.424	111.424	111.195	111.424	111.424
Sea scallops.....	02	230506	01/16	111.195	114.650	122.176	132.047	140.583
Mussels.....	02	230507	01/16	134.483	134.483	134.483	134.483	134.483
Prepared fresh and frozen seafood.....	02	2306	12/11	127.804	127.928	129.337	129.594	130.035
Prepared fresh fish/seafood, inc. surimi/surimi-based products.....	02	230601	12/11	138.031	140.674	140.209	140.472	141.352
Prepared frozen fish.....	02	230602	12/11	115.841	114.866	118.243	119.783	122.023
Prepared frozen shellfish.....	02	230603	12/11	123.039	124.546	125.256	125.270	125.820
Other prepared fresh and frozen seafood.....	02	230604	12/11	144.371	142.008	141.279	137.756	131.679
Dairy products.....	02	3		233.367	237.139	240.106	242.116	245.745
Fluid milk products.....	02	31		294.026	301.145	305.732	306.704	309.039
Packaged fluid milk and related products.....	02	3103	12/82	291.647	300.987	307.300	308.335	312.650
Fluid whole milk.....	02	310301		268.366	278.425	285.660	285.570	289.381
Reduced fat and lowfat milk (1/2-2).....	02	310302	12/82	298.371	309.198	317.104	319.255	325.458
Fat free or skim milk.....	02	310303	12/82	300.195	309.809	317.299	317.461	322.201
Other fluid milk related products, packaged, incl. cartons, bottles, cans, and dispenser cans.....	02	310304	12/82	330.416	336.536	338.627	340.344	342.702
Cottage cheese.....	02	3104	12/82	309.895	310.183	310.345	310.915	311.593
Cottage cheese.....	02	310401	12/82	309.895	310.183	310.345	310.915	311.593
Other milk products.....	02	3105	12/82	241.044	242.537	244.309	244.549	245.158
Other milk products.....	02	310501	12/82	241.044	242.537	244.309	244.549	245.158
Yogurt, excluding frozen.....	02	3105011	12/11	121.254	121.254	121.467	121.414	121.438
Other packaged milk products.....	02	3105012	12/11	143.028	145.384	147.759	148.241	149.154
Bulk fluid milk and cream.....	02	3106	12/91	247.420	255.607	259.181	260.676	260.666
Bulk fluid milk and cream.....	02	310601	12/91	247.420	255.607	259.181	260.676	260.666
Butter.....	02	32		214.925	222.394	223.938	222.636	227.158
Butter.....	02	3201		214.925	222.394	223.938	222.636	227.158
Butter.....	02	320114	06/84	214.504	221.958	223.500	222.200	226.714
Natural, processed, and imitation cheese.....	02	33		185.611	187.945	191.349	193.556	198.632
Natural cheese, except cottage cheese.....	02	3302		175.113	177.333	180.240	182.293	186.652
Natural cheese, except cottage cheese.....	02	330212	06/88	192.076	194.511	197.700	199.952	204.733

See footnotes at end of table.

Table 9. Producer price indexes for commodity and service groupings and individual items, not seasonally adjusted — Continued
 [September 2024, Index base 1982=100, unless otherwise indicated]

Title	Commodity code		Other index base	Unadjusted index ¹				
	Group code	Item code		May 2024	June 2024 ^P	July 2024 ^P	Aug. 2024 ^P	Sept. 2024 ^P
Natural cheese, except lowfat, shipped in consumer packages or containers (3 lbs or less).....	02	3302121	12/07	132.410	132.852	133.287	133.336	133.930
Natural cheese, except lowfat, shipped in packages or containers (more than 3 lbs) or bulk.....	02	3302122	12/07	94.858	96.856	99.135	101.127	106.259
Lowfat natural cheese, except cottage cheese, shipped in consumer packages (3 lbs. or less).....	02	3302123	06/10	121.247	121.221	121.280	121.293	121.462
Lowfat natural cheese, except cottage cheese, shipped in packages (more than 3 lbs.) or in bulk.....	02	3302124	06/10	124.196	127.733	133.876	137.823	141.697
Processed cheese and related products.....	02	3303		190.305	192.260	197.536	199.425	207.193
Process cheese and related products.....	02	330312	06/88	202.277	204.355	209.962	211.970	220.227
Process cheese, shipped in consumer packages or containers (3 lbs. or less).....	02	3303121	06/10	131.517	132.749	133.508	134.265	138.265
All other process cheese and related products.....	02	3303122	06/10	143.401	144.983	151.599	153.525	160.630
Process cheese shipped in packages or containers (more than 3 lbs.) or in bulk.....	02	33031221	06/10	128.554	131.299	149.187	151.117	149.135
Cheese food, spread, and other related products.....	02	33031225	12/11	125.196	125.512	121.685	123.203	136.113
Raw liquid whey.....	02	3307	12/04	277.396	293.466	298.001	317.990	324.508
Raw liquid whey.....	02	330701	12/04	277.396	293.466	298.001	317.990	324.508
Ice cream and frozen desserts.....	02	34		287.450	288.004	288.272	288.409	289.413
Ice cream and frozen desserts.....	02	3402	06/83	283.579	284.126	284.391	284.526	285.515
Ice cream and frozen desserts.....	02	340201	06/83	283.579	284.126	284.391	284.526	285.515
Ice cream, excl. lowfat and nonfat (incl. custards), shipped in bulk (containers 3 gal or more).....	02	3402011	12/11	137.785	137.985	138.194	138.725	139.427
Ice cream, incl. custards (excl. lowfat and nonfat) shipped in sizes less than 3 gallons.....	02	3402012	12/11	130.206	130.418	130.576	130.653	131.360
Ice cream, including custards (excluding lowfat and nonfat), novelty forms.....	02	3402013	12/11	138.829	139.031	139.060	139.052	139.068
Ice cream, including custards, lowfat and nonfat.....	02	3402014	12/11	120.513	121.504	121.567	121.602	121.890
Frozen desserts containing fats other than butterfat (incl. soy, rice, almond, oats, etc.).....	02	3402016	12/22	105.418	104.375	104.378	104.378	104.858
Other frozen desserts (yogurt, sherbet, water ices, mellorine, frozen pudding, gelato, etc.).....	02	3402019	12/11	143.353	143.740	143.963	143.937	144.115
Dry, condensed, and evaporated milk products.....	02	35		178.587	179.850	179.790	183.720	184.945
Dry milk products, including feed grade.....	02	3502	12/83	150.096	150.954	150.764	154.629	155.481
Dry milk products, including feed grade.....	02	350201	12/83	150.096	150.954	150.764	154.629	155.481
Liquid milk products.....	02	3503	12/83	226.496	228.414	228.052	232.179	233.281
Consumer-type canned milk products, excluding alternatives.....	02	350301	12/83	290.523	290.720	290.829	291.319	291.189
Concentrated milk products shipped in bulk (barrels, drums, and tanks).....	02	350303	12/83	145.105	148.765	147.918	155.724	158.089
Ice cream mixes and related products.....	02	3505	06/02	169.556	171.811	173.234	174.017	177.199
Ice cream mixes and related products.....	02	350502	06/02	169.556	171.811	173.234	174.017	177.199
Processed fruits and vegetables.....	02	4		290.611	291.470	294.048	292.932	294.720
Canned fruits and juices.....	02	41		307.553	308.287	312.573	310.371	316.315
Canned fruits, excluding baby foods.....	02	4101		309.371	312.297	311.430	305.679	313.739
Canned fruits, excluding baby foods.....	02	410105	12/87	272.519	275.097	274.333	269.267	276.367
Canned and fresh fruit juices, nectars, and concentrates.....	02	4102		313.725	313.191	320.599	320.424	325.267
Canned and fresh fruit juices, nectars, and concentrates.....	02	410239	12/87	258.255	257.816	263.914	263.770	267.757
Frozen fruits, juices and ades.....	02	42		291.740	293.225	313.668	316.147	330.086
Frozen fruits.....	02	4202		283.206	286.820	290.285	293.881	295.959
Frozen fruits.....	02	420209	12/90	267.292	270.703	273.974	277.367	279.329
Canned vegetables and juices.....	02	44		252.794	253.434	253.489	253.360	251.498
Canned vegetables and juices.....	02	4401		252.794	253.434	253.489	253.360	251.498
Canned vegetables.....	02	440102	12/87	279.477	280.880	280.940	279.747	277.051
Canned catsup and other tomato based sauces.....	02	440127	12/87	223.489	223.673	223.728	224.270	223.311
Frozen vegetables.....	02	45		314.549	315.769	316.382	315.791	315.714
Frozen potato products (French-fried, patties, puffs, etc.).....	02	4502	12/90	342.647	344.691	345.630	344.713	344.713
Frozen potato products (French-fried, patties, puffs, etc.).....	02	450202		431.545	434.119	435.303	434.147	434.147
Frozen vegetables, other than potato products.....	02	4505	12/90	193.274	193.411	193.554	193.427	193.308
Frozen vegetables, other than potato products.....	02	450509	06/97	189.808	189.943	190.084	189.959	189.842
Dried and dehydrated food.....	02	48	12/03	211.430	211.855	211.647	208.180	208.763
Dried and dehydrated food.....	02	4801	12/03	211.430	211.855	211.647	208.180	208.763
Dried and dehydrated food.....	02	480101	12/03	211.430	211.855	211.647	208.180	208.763
Soup mixes (including dried/dehydrated/freeze-dried) and bouillon....	02	48010101	12/11	124.625	124.625	125.913	125.913	125.913
Dried and dehydrated fruits and vegetables, including freeze-dried....	02	48010102	12/11	142.084	142.486	142.094	140.509	141.059
Sugar and confectionery.....	02	5		285.189	289.571	289.568	292.894	294.164
Raw cane sugar and sugar cane mill products and byproducts.....	02	52		245.122	242.827	242.668	238.785	233.845
Raw cane sugar and sugarcane mill products and byproducts.....	02	5201		245.122	242.827	242.668	238.785	233.845
Raw cane sugar and sugarcane mill products and byproducts.....	02	520106	12/03	226.264	224.146	223.999	220.414	215.855

See footnotes at end of table.

Table 9. Producer price indexes for commodity and service groupings and individual items, not seasonally adjusted — Continued
 [September 2024, Index base 1982=100, unless otherwise indicated]

Title	Commodity code		Other index base	Unadjusted index ¹				
	Group code	Item code		May 2024	June 2024 ^P	July 2024 ^P	Aug. 2024 ^P	Sept. 2024 ^P
Refined sugar products and byproducts.....	02	53		266.525	265.786	266.030	265.235	263.279
Refined sugar products and byproducts.....	02	5307	12/02	221.913	221.298	221.501	220.840	219.211
Refined granulated cane sugar and byproducts.....	02	530701	12/02	236.712	236.345	236.313	235.005	231.525
Beet sugar.....	02	530702	12/02	212.569	211.734	212.140	212.021	211.947
Confectionery materials.....	02	54		304.087	326.880	322.759	327.355	325.504
Confectionery materials.....	02	5401		304.087	326.880	322.759	327.355	325.504
Corn sweeteners, made by wet milling.....	02	540107	06/85	268.752	266.815	279.792	273.029	270.870
Chocolate coatings, made from cacao beans.....	02	540108	06/83	328.676	364.236	339.833	358.782	364.814
Other chocolate and cocoa products, made from cacao beans.....	02	540109	06/83	537.524	629.632	587.052	617.857	613.354
Confectionery end products.....	02	55		312.123	312.659	314.079	319.390	323.655
Candy and nuts.....	02	5503	06/83	281.215	281.732	283.102	288.224	292.337
Chocolate and chocolate-type confectionery products.....	02	550301	06/83	287.976	290.975	293.938	294.108	298.436
Chocolate/chocolate-type confectionery prods, cacao beans.....	02	5503011	12/11	138.530	145.577	145.577	145.577	145.577
Chocolate/confectionery products, made from purchased chocolate, not retailed.....	02	5503014	12/11	124.212	124.549	126.070	126.158	128.379
Nonchocolate-type confectioneries.....	02	550302	06/83	283.253	283.253	283.253	283.527	290.008
Nuts and seeds (salted, roasted, cooked or blanched).....	02	550304	06/91	191.194	189.760	190.220	201.101	202.101
Nuts (salted, roasted, cooked, or blanched), sold in bulk.....	02	5503041	06/08	115.097	114.230	114.481	121.699	122.431
Canned nuts (salted, roasted, cooked, or blanched).....	02	5503042	06/08	131.565	133.329	129.704	128.023	128.893
All other packaged nuts, including all types of seeds (salted, roasted, cooked, or blanched).....	02	5503043	06/08	171.139	168.198	171.669	172.744	170.717
Other confectionery-type products.....	02	550305	06/91	223.207	223.207	223.207	223.207	234.259
Beverages and beverage materials.....	02	6		256.975	257.114	257.701	259.474	258.316
Alcoholic beverages.....	02	61		220.142	220.262	220.281	219.938	218.918
Malt beverages.....	02	6101		234.507	234.450	234.722	234.664	234.375
Bottled beer and ale.....	02	610101		202.503	202.133	202.860	203.117	202.531
Canned beer and ale.....	02	610103		241.564	241.558	242.006	241.608	241.199
Beer and ale in barrels and kegs.....	02	610105	06/82	325.532	325.622	325.458	325.551	325.531
All other malt beverages and brewing products.....	02	610108	12/03	111.637	111.653	111.634	111.634	111.558
Distilled and bottled liquor, excluding brandy.....	02	6102		196.187	196.175	196.249	196.249	191.482
Distilled liquor, excluding brandy.....	02	610202	12/11	102.359	102.359	102.359	102.359	97.017
Distilled whiskey, all other distilled liquor, excluding brandy.....	02	6102022	12/11	118.026	118.026	118.026	118.026	111.866
Bottled liquor, excluding brandy.....	02	610204	12/11	104.800	104.788	104.862	104.862	104.862
Bottled whiskey.....	02	6102041	06/12	102.658	102.658	102.797	102.797	102.797
Bottled gin, vodka, rum, cordials, cocktails, and similar compounds.....	02	6102042	06/12	105.887	105.887	105.887	105.887	105.887
Wines, brandy, and brandy spirits.....	02	6104	12/83	208.212	208.603	208.304	207.449	207.836
Wines, brandy, and brandy spirits.....	02	610441	06/06	132.790	133.039	132.849	132.303	132.550
Wines, white, red & rose grape, and other fruit, 14 percent or less alcohol.....	02	6104411	12/11	116.651	116.887	116.597	116.207	116.389
Wines, white grape, 14 percent or less alcohol content.....	02	61044111	12/11	117.598	118.052	117.362	117.578	118.222
Wines, red grape, 14 percent or less alcohol content.....	02	61044112	12/11	113.031	113.046	113.089	112.175	111.848
Wines, rose grape & other fruits & berries, 14 percent or less alcohol.....	02	61044113	12/11	145.709	146.018	147.099	145.244	146.472
Wines, dessert, effervescent, and wine coolers.....	02	6104412	12/11	128.895	129.343	130.038	128.698	129.441
Other wines, brandy, and brandy spirits.....	02	6104413	12/11	151.959	151.820	152.910	151.453	151.933
Soft drinks.....	02	62		293.960	293.188	292.454	296.059	293.764
Soft drinks, non-carbonated and bottled water.....	02	6206		243.411	241.679	244.097	243.907	242.525
Bottled water, non-carb, processed or pasteurized.....	02	620608	12/03	118.775	117.388	118.845	119.129	117.993
Soft drinks, non-carbonated.....	02	620609		265.477	264.678	266.758	265.794	265.213
Soft drinks, non-carbonated, iced tea and other types.....	02	6206093	12/07	140.466	137.821	141.716	140.763	139.837
Soft drinks, non-carbonated, fruit drinks, cocktails, ades.....	02	6206094	12/11	135.799	136.732	136.108	135.883	135.959
Soft drinks, carbonated, bottle/can, all types.....	02	6210	12/11	176.214	175.247	174.827	178.464	176.576
Soft drinks, carbonated, bottle/can, all types.....	02	621001	12/11	176.214	175.247	174.827	178.464	176.576
Soft drinks, energy and sport.....	02	6211	01/24	103.384	104.416	102.355	103.551	103.112
Soft drinks, energy and sport.....	02	621101	01/24	103.384	104.416	102.355	103.551	103.112
Packaged beverage materials.....	02	63		249.118	250.983	258.257	264.007	265.374
Coffee (whole bean, ground, & instant).....	02	6301		254.929	257.089	265.087	271.582	273.097
Coffee, concentrated, including coffee substitutes.....	02	630103		201.905	201.905	201.905	201.905	201.905
Roasted coffee.....	02	630104	06/88	224.908	226.867	234.120	240.010	241.384
Tea in consumer packages, exc. canned ice tea.....	02	6303		214.751	214.409	216.404	216.629	216.911
Tea in consumer packages, exc. canned ice tea.....	02	630313	12/85	182.099	181.809	183.501	183.691	183.930
Other beverage materials.....	02	64		327.607	330.461	330.513	330.349	330.355
Other beverage materials.....	02	6401		327.607	330.461	330.513	330.349	330.355
Malt and malt byproducts.....	02	640101		168.358	168.461	168.539	168.294	168.303
Liquid beverage bases, excluding use by soft drink bottlers.....	02	640109	12/85	284.596	288.285	288.285	288.285	288.285
Fats and oils.....	02	7		318.644	319.266	327.068	317.290	314.905
Shortening, cooking oil, and margarine.....	02	78		346.980	345.788	348.278	344.372	348.324

See footnotes at end of table.

Table 9. Producer price indexes for commodity and service groupings and individual items, not seasonally adjusted — Continued
 [September 2024, Index base 1982=100, unless otherwise indicated]

Title	Commodity code		Other index base	Unadjusted index ¹				
	Group code	Item code		May 2024	June 2024 ^P	July 2024 ^P	Aug. 2024 ^P	Sept. 2024 ^P
Shortening, cooking oil, and margarine.....	02	7801		346.980	345.788	348.278	344.372	348.324
Margarine, butter blends, and butter substitutes.....	02	780109		401.830	393.955	394.542	391.646	—
Shortening and cooking oils.....	02	780115	12/11	112.036	112.114	113.082	111.705	113.306
Other oilseed processing.....	02	7A	12/04	257.292	257.214	270.262	258.299	252.140
Other oilseed processing.....	02	7A01	12/04	257.292	257.214	270.262	258.299	252.140
Cotton linters.....	02	7A0104	12/11	32.244	38.036	41.461	44.971	47.253
Cottonseed cake, meal, hulls, and other byproducts.....	02	7A0105	12/11	102.738	103.366	102.458	99.356	101.662
Cottonseed cake and meal.....	02	7A01051	12/11	116.786	117.832	113.243	109.294	119.389
Other crude and refined vegetable oils and other vegetable mill products.....	02	7A0106	12/11	186.229	185.625	185.432	185.619	183.996
Other crude vegetable oils, including linseed, peanut, sunflower, safflower, etc.....	02	7A01061	12/11	232.588	230.991	230.264	231.108	229.796
Other vegetable oil mill products, including all oil seed cake and meal.....	02	7A01063	12/11	109.455	109.581	109.705	109.800	108.436
Corn oil, crude and refined.....	02	7B	01/16	171.774	177.099	177.791	168.428	163.979
Corn oil, made by wet milling.....	02	7B01	01/16	171.774	177.099	177.791	168.428	163.979
Corn oil, made by wet milling.....	02	7B0101	01/16	171.774	177.099	177.791	168.428	163.979
Miscellaneous processed foods.....	02	8		294.414	295.700	297.124	300.090	298.291
Canned jams, jellies, and preserves.....	02	81		243.938	243.938	243.938	245.359	245.270
Canned jams, jellies, and preserves.....	02	8101		243.938	243.938	243.938	245.359	245.270
Canned jams, jellies, and preserves.....	02	810102	12/87	215.907	215.907	215.907	217.164	217.085
Pickles and other pickled products, including horseradish.....	02	82		307.540	308.790	308.790	308.790	308.790
Pickles and other pickled products.....	02	8201		307.540	308.790	308.790	308.790	308.790
Pickles and other pickled products, including horseradish.....	02	820106	12/86	274.874	275.992	275.992	275.992	275.992
Specialty canning.....	02	84		328.084	327.179	325.958	324.680	324.738
Specialty canning.....	02	8401		328.084	327.179	325.958	324.680	324.738
Canned dry beans.....	02	840102	12/82	222.946	222.773	222.411	222.543	222.784
Canned soups and stews, excluding frozen and seafood.....	02	840104	12/82	449.430	449.424	450.078	449.290	449.320
Canned baby foods and other canned specialties/nationality foods.....	02	840105	06/08	147.648	145.976	143.175	141.387	141.387
Frozen specialty food.....	02	85		233.815	233.353	232.315	233.894	234.185
Frozen specialty food.....	02	8501		233.815	233.353	232.315	233.894	234.185
Frozen cakes, pies, and other pastries.....	02	850109	12/82	349.308	349.197	348.170	350.890	351.212
Frozen dinners (beef, pork, and poultry pies) and nationality foods, incl. frozen pizza.....	02	850111	12/82	186.574	186.112	185.040	186.541	186.863
Other frozen specialties, incl. all whipped topping, waffles, soups, etc., excluding seafood.....	02	850113	12/82	291.209	290.452	289.973	289.999	289.955
Prepared sauces, except tomato.....	02	86		263.408	263.408	263.408	263.329	263.329
Prepared sauces, excluding tomato-based sauces and sauces comprised of 20 percent or more meat.....	02	8601		263.408	263.408	263.408	263.329	263.329
Prepared sauces, excluding tomato-based sauces and sauces comprised of 20 percent or more meat.....	02	860103	12/86	218.458	218.458	218.458	218.393	218.393
Other miscellaneous processed foods.....	02	89		323.641	323.825	325.193	323.868	322.898
Other miscellaneous processed foods.....	02	8901		323.641	323.825	325.193	323.868	322.898
Mayonnaise, salad dressings, and sandwich spreads.....	02	890102	12/86	294.085	294.194	294.194	295.429	295.429
Dry mix food preparations.....	02	890148	06/91	161.613	161.613	161.613	161.613	161.613
Perishable non-frozen prepared food, including tortillas.....	02	890149	06/91	192.520	193.890	196.318	193.690	189.749
Perishable prepared foods.....	02	8901492	12/07	135.803	137.105	138.530	136.158	132.687
Flavoring extracts, emulsions, liquid flavors, and food colorings.....	02	890151	12/85	347.155	347.155	347.155	347.155	347.155
Other flavoring agents, except chocolate syrup.....	02	890154	12/00	176.368	173.306	174.852	174.288	176.136
Soft drink flavoring syrup, sold in bulk.....	02	89015411	12/11	164.533	164.533	164.481	164.481	164.481
Other flavoring agents (except chocolate syrups).....	02	89015412	12/11	133.396	133.396	133.396	133.396	133.396
Table salt (evaporated), pepper (white and black), and other spices.....	02	890156	06/91	291.009	293.376	294.514	295.493	295.318
Pepper and other spices in commercial sizes (1 lb or more).....	02	8901566	05/17	114.880	119.581	121.004	121.877	121.623
Peanut butter.....	02	890158	06/91	169.907	171.872	169.592	171.177	174.076
Ice.....	02	890161	12/85	286.751	303.324	303.324	303.324	303.324
Dairy product alternatives, including plant-based.....	02	890162	06/92	198.062	198.260	198.446	198.489	197.845
Dry, condensed, and evaporated dairy product alternatives, including plant-based.....	02	8901621	12/09	136.472	136.709	136.984	137.371	136.333
Liquid dairy product alternatives, including plant-based.....	02	8901622	12/09	126.779	126.823	126.820	126.550	126.632
Perishable beverage dairy milk alternatives, including plant-based.....	02	89016221	09/23	98.651	98.665	98.665	98.348	98.299
All other liquid dairy product alternatives, including plant-based.....	02	89016222	09/23	104.845	104.959	104.947	105.149	105.653
Chips (potato, corn, etc.).....	02	890172	12/85	315.339	315.490	315.502	314.940	314.940
Potato chips and sticks, plain and flavored.....	02	8901721	12/07	181.021	181.247	181.247	180.489	180.489
Corn chips and related products.....	02	8901722	12/07	214.354	214.355	214.379	214.234	214.234
Other chips, sticks (hard pretzels, bacon rinds, popcorn (except candied), etc.).....	02	8901723	12/07	196.171	196.171	196.171	196.203	196.203
Vinegar and cider.....	02	890174	12/85	203.602	203.602	205.366	205.366	205.385
Other food preparations.....	02	890175	12/85	305.743	303.891	305.672	302.424	304.351

See footnotes at end of table.

Table 9. Producer price indexes for commodity and service groupings and individual items, not seasonally adjusted — Continued
 [September 2024, Index base 1982=100, unless otherwise indicated]

Title	Commodity code		Other index base	Unadjusted index ¹				
	Group code	Item code		May 2024	June 2024 ^P	July 2024 ^P	Aug. 2024 ^P	Sept. 2024 ^P
Prepared animal feeds.....	02	9		233.139	233.371	234.158	231.932	230.785
Soybean cake, meal, and other byproducts.....	02	92		140.105	139.689	140.307	138.024	136.047
Soybean cake, meal, and byproducts.....	02	9201		140.105	139.689	140.307	138.024	136.047
Soybean cake, meal, and byproducts.....	02	920112	12/04	170.893	170.385	171.139	168.355	165.943
Soybean cake and meal.....	02	9201121	12/09	96.182	96.812	96.512	94.682	93.424
Other soybean products, including isolates and concentrates.....	02	9201122	12/09	150.593	136.771	148.003	149.401	145.828
Formula feeds.....	02	93		252.619	251.758	253.338	250.738	249.635
Formula feeds.....	02	9301		252.619	251.758	253.338	250.738	249.635
Chicken and turkey feed, supplements, concentrates, and premixes.....	02	930102	12/86	233.491	230.996	232.073	230.771	227.474
Dairy cattle feed, supplements, concentrates, and premixes.....	02	930110	12/11	111.678	112.399	114.261	112.268	114.588
Swine feed, supplements, concentrates, and premixes.....	02	930115	12/11	135.999	136.008	136.019	134.046	132.389
Beef cattle feed, supplements, concentrates, and premixes.....	02	930117	12/11	115.804	115.183	116.402	114.523	113.718
Poultry, exc. chicken and turkey, and livestock, exc. cattle and swine, feed.....	02	930118	12/86	351.494	351.560	351.544	351.266	351.417
Miscellaneous feedstuffs.....	02	94		316.815	318.268	318.725	316.399	315.509
Pet food.....	02	9402		359.765	359.842	359.056	359.162	359.079
Dog and cat food.....	02	940202	12/85	311.628	311.683	311.681	311.679	311.679
Dog food.....	02	9402021	12/10	158.313	158.353	158.352	158.350	158.350
Canned dog food.....	02	94020211	12/10	186.151	186.151	186.151	186.151	186.151
Dry and semi moist dog food.....	02	94020214	12/11	144.739	144.784	144.783	144.781	144.781
Cat food.....	02	9402022	12/10	165.366	165.366	165.366	165.366	165.366
Canned cat food.....	02	94020224	12/11	167.111	167.111	167.111	167.111	167.111
Dry and semi moist cat food.....	02	94020225	12/10	152.936	152.936	152.936	152.936	152.936
Pet (excluding dog and cat), laboratory, and fur animal feed.....	02	940203	12/85	258.386	258.592	249.181	250.481	249.482
Miscellaneous feedstuffs other than pet food.....	02	9403		266.470	269.169	270.781	266.242	264.622
Meat meal and meat and bone meal.....	02	940301		141.121	146.679	147.874	149.369	149.691
Wet process corn byproducts.....	02	940317	06/85	176.300	181.929	169.258	167.492	165.100
Other animal feeds, including fertilizer byproducts and feather.....	02	940325	12/97	193.272	196.339	195.166	193.554	191.391
Animal and marine feed and fertilizer byproducts, except meat and bone meal.....	02	9403252	06/09	100.452	102.571	101.122	100.683	99.011
Other prepared animal feeds, including feeding materials and adjuncts.....	02	9403253	06/09	116.230	117.647	117.626	116.331	115.477
Miscellaneous byproducts of slaughtering plants.....	02	940333	06/01	488.584	489.607	508.898	498.774	496.510
Distillers' dried grains (dark and light) and dried solubles.....	02	940334	12/22	79.367	78.187	76.228	72.488	72.765
Textile products and apparel.....	03	—		186.989	186.471	186.009	185.900	185.077
Synthetic fibers.....	03	1		170.354	166.788	165.069	165.699	160.973
Unprocessed filament yarns.....	03	15		176.520	172.825	171.043	171.696	166.799
Noncellulosic and cellulosic organic fibers.....	03	1504	05/22	108.841	106.563	105.465	105.867	102.847
Noncellulosic fibers.....	03	150401		163.343	159.643	157.688	158.006	152.473
Noncellulosic organic fibers.....	03	1504014	06/05	147.436	143.430	140.961	141.563	134.929
Polyester manufactured fibers.....	03	15040147	06/11	125.627	126.711	128.146	128.774	128.052
Other noncellulosic organic fibers, incl. polyamide, polyolefin, and producer-textured.....	03	15040149	06/11	140.088	133.983	129.828	130.341	121.516
Processed yarns and threads.....	03	2		177.390	177.175	176.346	176.509	176.609
Yarns.....	03	26		171.087	170.874	170.055	170.215	170.314
Spun cotton yarns.....	03	2601		154.132	154.132	154.055	153.706	153.706
Spun cotton yarns.....	03	260115	05/22	81.779	81.779	81.738	81.553	81.553
Spun synthetic yarns.....	03	2603		160.728	160.728	160.728	160.728	160.728
Spun synthetic yarns.....	03	260304	12/94	144.066	144.066	144.066	144.066	144.066
Textured and twisted yarns.....	03	2604	12/88	178.298	177.839	176.219	176.840	177.047
Textured and twisted yarns.....	03	260405	05/22	94.397	94.154	93.296	93.625	93.734
Other spun noncellulosic and natural fiber (excluding cotton and wool) yarns.....	03	2607	06/08	135.803	135.803	135.429	135.429	135.429
Other spun noncellulosic and natural fiber (excluding cotton and wool) yarns.....	03	260701	06/08	135.803	135.803	135.429	135.429	135.429
Greige fabrics.....	03	3		169.874	170.209	169.821	169.461	169.136
Greige broadwoven fabrics.....	03	37		175.746	176.261	175.663	175.109	174.768
Greige manmade, silk, and other natural fiber (exc cotton/wool) broadwoven fabrics.....	03	3703		169.346	170.109	170.225	169.796	169.680
Greige manmade, silk, and other natural fiber (exc cotton/wool) broadwoven fabrics.....	03	370304	12/94	148.806	149.476	149.578	149.201	149.099
Greige knit fabrics.....	03	38		194.066	194.066	194.066	194.066	193.161
Weft (circular) knit fabrics, greige goods (excluding hosiery).....	03	3803		173.252	173.252	173.252	173.252	173.252
Weft (circular) knit fabrics, greige goods (excluding hosiery).....	03	380301		173.252	173.252	173.252	173.252	173.252
Warp knit fabrics, greige goods (excluding hosiery).....	03	3804		223.218	223.218	223.218	223.218	221.373
Warp knit fabrics, greige goods (excluding hosiery).....	03	380401		223.218	223.218	223.218	223.218	221.373
Tire cord and tire fabric.....	03	39	06/84	141.543	141.543	141.543	141.543	141.543

See footnotes at end of table.

Table 9. Producer price indexes for commodity and service groupings and individual items, not seasonally adjusted — Continued
 [September 2024, Index base 1982=100, unless otherwise indicated]

Title	Commodity code		Other index base	Unadjusted index ¹				
	Group code	Item code		May 2024	June 2024 ^P	July 2024 ^P	Aug. 2024 ^P	Sept. 2024 ^P
Tire cord and tire fabrics.....	03	3901	06/84	141.543	141.543	141.543	141.543	141.543
Tire cord and tire fabrics.....	03	390101	06/84	141.543	141.543	141.543	141.543	141.543
Finished fabrics.....	03	4		201.856	202.369	202.511	202.694	202.996
Finished broadwoven fabrics.....	03	42		210.507	212.959	213.099	213.034	214.288
Finished cotton broadwoven fabrics.....	03	4201		195.799	195.817	195.808	194.872	194.075
Finished cotton broadwoven fabrics.....	03	420104	12/94	173.377	173.393	173.385	172.555	171.850
Finished manmade, silk, and other natural fiber (exc. cotton and wool) broadwoven fabrics.....	03	4203		221.115	225.128	225.363	225.804	228.327
Finished manmade, silk, and other natural fiber (exc. cotton and wool) broadwoven fabrics.....	03	420306	12/94	182.044	185.348	185.542	185.905	187.982
Finished manmade, silk, & natural fiber (exc cotton/wool) broadwoven, finished in weaving mills.....	03	4203061	06/10	125.233	125.402	125.748	125.748	125.748
Finished manmade fiber, silk and other natural fiber broadwoven fabrics, finishing mill.....	03	4203062	06/10	167.095	171.881	171.881	172.423	175.520
Woven and braided narrow fabrics.....	03	44		268.879	269.667	267.255	267.255	267.493
Woven and braided narrow fabrics.....	03	4402	06/84	268.880	269.667	267.256	267.256	267.493
Woven narrow fabrics (12 inches or less in width).....	03	440204	12/89	229.329	230.118	227.702	227.702	227.940
Braided narrow fabrics (12 inches or less in width).....	03	440205	12/08	226.210	226.210	226.210	226.210	226.210
Nonwoven fabrics and felts.....	03	45		199.134	199.229	199.127	199.781	200.319
Nonwoven fabrics and felts.....	03	4503		199.134	199.229	199.127	199.781	200.319
Nonwoven fabrics.....	03	450321		197.942	197.907	197.793	198.491	199.088
Pressed, punched, or needled felts, excluding hats.....	03	450333	12/01	134.181	135.644	135.708	135.623	135.318
Coated fabrics, not rubberized.....	03	46	06/85	262.847	263.072	263.497	263.902	263.489
Coated fabrics, not rubberized.....	03	4601	06/85	262.847	263.072	263.497	263.902	263.489
Vinyl coated fabrics, including expanded vinyl coated.....	03	460102	06/85	245.351	245.653	245.452	246.640	242.714
Coated or laminated fabrics and coated yarns, incl. impregnated fabrics.....	03	460103	06/85	274.147	274.343	275.036	275.538	276.167
Screen printed textile materials, embroideries, and lace goods.....	03	47	06/85	224.986	225.166	225.749	225.605	225.605
Screen printed textile and apparel materials and embroideries.....	03	4701	06/85	225.294	225.475	226.059	225.914	225.914
Embroideries (excluding Schiffl machine products) and embroidery contractors.....	03	470103	12/11	134.282	134.854	134.854	134.854	134.854
Screen printing on garments, apparel accessories, and other fabric articles, excluding labels.....	03	470108	12/85	224.723	224.723	225.447	225.268	225.268
Knit fabrics, finished in knitting mills.....	03	48	12/03	172.819	173.248	173.248	173.678	173.678
Weft (circular) knit fabrics, knit and finished in the same establishment (excluding hosiery).....	03	4801	12/03	198.473	198.473	198.473	198.953	198.953
Weft (circular) knit fabrics, knit and finished in the same establishment (excluding hosiery).....	03	480101	12/03	198.473	198.473	198.473	198.953	198.953
Warp knit goods, knit and finished in the same establishment.....	03	4802	12/03	152.783	153.610	153.610	154.003	154.003
Warp knit goods, knit and finished in the same establishment.....	03	480201	12/03	152.783	153.610	153.610	154.003	154.003
Warp knit fabrics, knit and finished in same establishment.....	03	4802011	06/08	170.558	171.498	171.498	171.944	171.944
Apparel & other fabricated textile prods.....	03	8		182.749	182.837	182.657	182.779	182.735
Apparel.....	03	81		159.621	159.707	159.808	159.781	159.623
Miscellaneous apparel and accessories.....	03	8104	12/83	232.829	232.829	232.971	233.301	233.108
Men's and boys' fabric, straw, and felt hats, made from purchased materials.....	03	810414	12/09	189.639	189.639	192.233	189.587	188.705
Women's, girls', and infants' fabric, straw, and felt hats, made from purchased materials.....	03	810415	12/09	-	-	132.002	132.002	132.002
Hat bodies and fabric caps, made from purchased materials.....	03	810416	12/09	196.521	196.521	189.847	189.847	189.847
Gloves and mittens, made from purchased materials.....	03	810424	12/11	149.509	149.509	149.509	151.182	151.182
Leather and sheep-lined apparel, made from purchased materials.....	03	810428	12/03	202.935	202.935	202.935	202.935	202.935
Apparel and accessories, n.e.c.....	03	810441	12/85	193.275	193.275	193.275	193.733	193.733
All other cut and sew apparel, made from purchased materials.....	03	81044118	12/22	105.477	105.477	105.477	105.832	105.832
Fabricated apparel accessories.....	03	8104412	06/09	147.765	147.765	147.765	147.765	147.765
All other apparel accessories, made from purchased materials.....	03	81044125	12/11	141.426	141.426	141.426	141.426	141.426
Women's, girls', and infants' cut and sew apparel.....	03	8106	12/03	108.672	108.945	108.941	108.941	108.961
Women's and girls' blouses and shirts, made from purchased fabrics.....	03	810603	12/22	98.668	98.668	98.668	98.668	98.668
Women's and girls' dresses, made from purchased fabrics.....	03	810611	12/03	103.628	103.903	103.903	103.903	103.903
Women's and girls' lingerie and nightwear, made from purchased fabrics.....	03	810647		161.591	161.591	161.591	161.591	161.591
Women's and girls' other outerwear, made from purchased fabrics.....	03	810661	12/22	100.965	101.505	101.505	101.505	101.570
Men's and boys' cut and sew apparel.....	03	8107	12/03	139.409	139.144	139.465	139.091	138.668
Men's and boys' pants, except work pants, made from purchased fabrics.....	03	810703	12/22	92.859	92.859	92.859	92.859	-
Men's and boys' work clothing, made from purchased fabrics.....	03	810713	12/22	101.987	101.117	102.259	100.928	99.418
Men's and boys' shirts, except work shirts, made from purchased fabrics.....	03	810723	12/22	102.373	102.373	102.373	102.373	102.373
Men's and boys' suits, coats, and overcoats, made from purchased fabrics.....	03	810735	12/13	126.129	126.129	126.129	126.129	126.129
Men's and boys' other outerwear, made from purchased fabrics.....	03	810744	12/22	101.334	101.204	101.204	101.204	101.204

See footnotes at end of table.

Table 9. Producer price indexes for commodity and service groupings and individual items, not seasonally adjusted — Continued
 [September 2024, Index base 1982=100, unless otherwise indicated]

Title	Commodity code		Other index base	Unadjusted index ¹				
	Group code	Item code		May 2024	June 2024 ^P	July 2024 ^P	Aug. 2024 ^P	Sept. 2024 ^P
Men's and boys' nightwear, robes, and underwear, made from purchased fabrics.....	03	810761	12/03	162.352	162.352	162.352	162.352	162.352
Apparel made in knitting mills.....	03	8108	12/03	125.026	125.026	125.026	125.026	124.854
Knit outerwear, underwear, and nightwear, made in knitting mills.....	03	810808	05/16	114.418	114.418	114.418	114.418	113.807
Hosiery and socks.....	03	810831	05/20	107.507	107.507	107.508	107.508	107.508
Textile house furnishings.....	03	82		185.004	184.969	184.782	184.822	184.822
Textile house furnishings.....	03	8203	06/83	199.272	199.234	199.033	199.077	199.077
Curtains and draperies, made from purchased materials.....	03	820304	12/05	156.589	156.589	156.589	156.589	156.589
Other textiles, including towels and bed textiles.....	03	820312	06/05	146.766	146.728	146.524	146.568	146.568
Fabricated textile products, made in weaving mills.....	03	8203121	06/11	107.593	107.477	106.107	106.210	106.210
Other household textile products.....	03	8203122	06/11	131.786	131.763	131.736	131.766	131.766
Bedspreads, made from purchased materials.....	03	82031221	12/11	139.542	139.542	139.542	139.542	139.542
Sheets and pillowcases, made from purchased materials.....	03	82031223	12/11	157.610	157.610	157.610	157.610	157.610
Other household furnishings, made from purchased materials.....	03	82031226	12/11	126.755	126.729	126.699	126.733	126.733
Industrial and other fabricated products.....	03	83		227.404	227.553	227.037	227.373	227.437
Industrial and other fabricated products.....	03	8303		226.515	226.663	226.150	226.484	226.548
Rope, cordage, and twine.....	03	830321	06/12	137.216	138.303	138.411	138.580	139.691
Duffle bags.....	03	830333	06/10	158.994	158.994	158.994	158.994	158.994
All other textile bags.....	03	830334	06/10	157.459	157.459	157.459	157.459	157.459
Canvas and related products.....	03	830345	06/03	190.345	190.345	190.345	190.427	190.427
All other fabricated textile products, excluding trimming and findings.....	03	830351	12/85	178.548	178.631	177.610	178.138	178.034
All other miscellaneous fabricated textile products.....	03	8303516	09/18	129.560	129.654	128.501	129.097	129.021
Trimming and findings, excluding automobile and apparel.....	03	830361	12/06	221.671	221.177	221.177	221.141	221.141
Miscellaneous textile products/services.....	03	9	06/85	196.530	196.466	196.556	190.930	191.179
Miscellaneous textile products/services.....	03	94	09/18	134.292	134.247	134.309	130.465	130.635
Miscellaneous textile products/services.....	03	9401	09/18	134.292	134.247	134.309	130.465	130.635
Textile and fabric finishing, except broadwoven.....	03	940103	12/01	149.191	149.755	149.934	150.447	150.943
Hides, skins, leather, and related products.....	04	—		177.943	177.036	176.357	175.676	175.361
Hides and skins, incl. cattle.....	04	1		96.195	94.128	91.861	89.527	88.985
Hides and skins, incl. cattle.....	04	19	06/01	44.040	43.094	42.056	40.987	40.739
Hides, skins, and pelts, made in slaughtering plants.....	04	1901	06/01	44.040	43.094	42.056	40.987	40.739
Hides, skins, and pelts, made in slaughtering plants.....	04	190108	06/01	44.040	43.094	42.056	40.987	40.739
Leather.....	04	2		203.335	201.427	199.638	199.178	197.955
Finished and unfinished leather.....	04	27	12/97	111.469	110.423	109.442	109.190	108.519
Finished and unfinished leather.....	04	2701	12/97	111.469	110.423	109.442	109.190	108.519
Finished and unfinished leather.....	04	270102	12/03	92.984	92.112	91.293	91.083	90.524
Footwear.....	04	3		255.417	255.484	255.787	255.472	255.472
Men's nonathletic footwear.....	04	31		298.507	298.633	298.662	298.662	298.662
Men's footwear (size 6 and larger), excluding athletic.....	04	3105	12/93	208.170	208.258	208.278	208.278	208.278
Men's footwear (size 6 and larger), excluding athletic.....	04	310501	12/93	208.327	208.415	208.435	208.435	208.435
Women's nonathletic footwear.....	04	32		198.943	198.943	199.972	198.841	198.841
Women's footwear (size 4 and larger), excluding athletic.....	04	3205	12/93	155.539	155.539	156.343	155.459	155.459
Women's footwear (size 4 and larger), excluding athletic.....	04	320501	12/93	155.454	155.454	156.258	155.374	155.374
Other footwear including slippers.....	04	39	12/02	172.660	172.660	172.660	172.660	172.660
Other footwear, excluding rubber and plastic soled footwear.....	04	3901	12/02	172.660	172.660	172.660	172.660	172.660
Other footwear, excluding rubber and plastic soled footwear.....	04	390104	12/11	153.462	153.462	153.462	153.462	153.462
Other leather and related products.....	04	4		225.449	225.449	226.247	226.707	226.915
Luggage and small leather goods.....	04	41		207.262	207.262	207.262	207.266	207.615
Luggage and small leather goods.....	04	4101		207.262	207.262	207.262	207.266	207.615
Luggage (including suitcases, travel bags, backpacks, and other types).....	04	410112	12/84	167.601	167.601	167.601	167.601	168.101
Women's and children's handbags and purses.....	04	410128	06/82	197.397	197.397	197.397	197.404	197.445
Personal leather goods (excluding women's handbags and purses).....	04	410132	06/82	204.766	204.766	204.766	204.778	204.778
Leather and leather-like goods, n.e.c.....	04	45	06/85	232.094	232.094	233.915	234.960	234.960
Leather and leather-like goods, n.e.c.....	04	4501	06/85	232.094	232.094	233.915	234.960	234.960
All other leather goods.....	04	450101	06/85	258.250	258.250	260.474	261.063	261.063
Boot and shoe cut stock and findings.....	04	4501011	12/11	121.156	121.156	121.156	121.156	121.156
All other miscellaneous leather goods.....	04	4501014	12/11	157.202	157.202	158.723	159.126	159.126
Leather belts, made from purchased materials.....	04	450111	06/85	176.141	176.141	176.146	180.928	180.928
Fuels and related products and power.....	05	—		225.604	227.660	233.539	227.171	213.867
Coal.....	05	1		293.802	287.708	288.371	298.457	292.159
Coal.....	05	13		293.802	287.708	288.371	298.457	292.159
Coal.....	05	1301		293.802	287.708	288.371	298.457	292.159

See footnotes at end of table.

Table 9. Producer price indexes for commodity and service groupings and individual items, not seasonally adjusted — Continued
 [September 2024, Index base 1982=100, unless otherwise indicated]

Title	Commodity code		Other index base	Unadjusted index ¹				
	Group code	Item code		May 2024	June 2024 ^P	July 2024 ^P	Aug. 2024 ^P	Sept. 2024 ^P
Unprepared bituminous coal and lignite (utility sold).....	05	130101		184.759	181.909	182.999	188.094	185.502
Unprepared bituminous coal and lignite from surface mine (utility sold).....	05	1301011	06/08	143.508	139.139	138.755	142.835	137.973
Unprepared bituminous coal and lignite from underground mine (utility sold).....	05	1301012	12/22	117.064	117.254	119.085	122.200	123.197
Prepared bituminous coal and lignite (utility sold).....	05	130102	12/01	337.827	328.722	329.520	344.040	335.899
Prepared bituminous coal & lignite, from surface mine (utility sold).....	05	1301021	06/08	180.705	160.303	165.508	173.770	157.630
Prepared bituminous coal & lignite, from underground mine (utility sold).....	05	1301022	06/08	197.733	201.032	198.845	207.068	208.850
Coal exports.....	05	130103	12/22	82.333	82.372	82.221	82.648	80.296
Coal non-utility sold (including anthracite).....	05	130104	12/86	376.132	377.211	377.313	377.255	377.416
Gas fuels.....	05	3		93.867	106.708	107.949	91.930	93.087
Natural gas.....	05	31		57.416	73.342	75.790	60.134	61.601
Natural gas.....	05	3101		57.416	73.342	75.790	60.134	61.601
Natural gas.....	05	310105	06/96	72.770	92.955	96.057	76.214	78.073
Natural gas from the wellhead.....	05	3101051	06/09	40.838	51.858	53.369	41.832	43.798
Natural gas from processing facilities.....	05	3101052	06/09	38.729	51.502	54.668	46.756	41.663
Liquefied petroleum gas.....	05	32		161.329	159.870	157.083	146.627	146.402
Liquefied petroleum gas.....	05	3201		161.329	159.870	157.083	146.627	146.402
Isopentane and natural gasoline.....	05	320102	06/09	93.997	95.092	94.656	91.559	91.810
Propane.....	05	320104		155.521	180.362	190.185	172.553	150.667
Butane.....	05	320105		122.843	141.431	141.571	135.807	139.178
Plant condensate, ethane, gas mixtures, and other natural gas liquids.....	05	320108	06/09	54.155	49.418	46.981	43.535	45.100
Electric power.....	05	4		268.598	285.334	283.969	281.542	283.120
Residential electric power.....	05	41	12/90	230.415	238.307	236.795	234.457	237.218
Residential electric power.....	05	4121	12/90	230.415	238.307	236.795	234.457	237.218
Residential electric power.....	05	412101	12/90	230.415	238.307	236.795	234.457	237.218
Residential electric power, New England.....	05	4121011	12/07	206.705	206.565	189.315	187.051	187.051
Residential electric power, Middle Atlantic.....	05	4121012	12/07	146.479	150.157	152.487	150.247	150.383
Residential electric power, East North Central.....	05	4121013	12/07	176.819	189.624	189.102	188.517	188.768
Residential electric power, West North Central.....	05	4121014	12/07	140.923	158.180	161.143	162.549	160.670
Residential electric power, South Atlantic.....	05	4121015	12/07	153.892	160.612	160.382	160.011	161.268
Residential electric power, East South Central.....	05	4121016	12/07	153.373	158.745	157.737	158.236	158.029
Residential electric power, West South Central.....	05	4121017	12/07	142.001	144.441	145.199	136.758	148.915
Residential electric power, Mountain.....	05	4121018	12/07	143.785	143.934	145.499	145.499	144.110
Residential electric power, Pacific.....	05	4121019	12/07	242.387	244.568	237.518	237.667	238.038
Commercial electric power.....	05	42		252.812	275.071	272.664	269.437	269.927
Commercial electric power.....	05	4221	12/90	221.279	240.761	238.654	235.830	236.259
Commercial electric power.....	05	422101	12/90	221.279	240.761	238.654	235.830	236.259
Commercial electric power, New England.....	05	4221011	12/07	183.522	182.724	171.227	170.305	170.305
Commercial electric power, Middle Atlantic.....	05	4221012	12/07	140.437	159.501	161.680	151.343	148.955
Commercial electric power, East North Central.....	05	4221013	12/07	159.547	170.968	171.186	170.955	170.881
Commercial electric power, West North Central.....	05	4221014	12/07	141.891	155.584	161.505	164.326	160.565
Commercial electric power, South Atlantic.....	05	4221015	12/07	128.546	128.750	128.026	127.133	128.519
Commercial electric power, East South Central.....	05	4221016	12/07	141.851	147.937	147.040	147.236	147.104
Commercial electric power, West South Central.....	05	4221017	12/07	130.066	138.729	138.252	136.093	142.915
Commercial electric power, Mountain.....	05	4221018	12/07	149.371	149.359	154.675	154.675	149.270
Commercial electric power, Pacific.....	05	4221019	12/07	219.438	266.648	255.111	255.178	256.036
Industrial electric power.....	05	43		293.251	317.819	320.445	321.143	320.444
Industrial electric power.....	05	4321	12/90	246.581	267.238	269.447	270.033	269.446
Industrial electric power.....	05	432101	12/90	246.581	267.238	269.447	270.033	269.446
Industrial electric power, New England.....	05	4321011	12/07	146.523	147.694	159.111	157.296	152.880
Industrial electric power, Middle Atlantic.....	05	4321012	12/07	144.552	150.316	159.004	157.726	157.744
Industrial electric power, East North Central.....	05	4321013	12/07	250.727	265.786	261.691	260.787	263.495
Industrial electric power, West North Central.....	05	4321014	12/07	151.323	164.671	169.992	173.649	163.896
Industrial electric power, South Atlantic.....	05	4321015	12/07	127.626	128.256	127.138	126.228	127.122
Industrial electric power, East South Central.....	05	4321016	12/07	134.259	140.931	140.262	139.971	137.167
Industrial electric power, West South Central.....	05	4321017	12/07	114.181	120.319	120.587	112.255	122.208
Industrial electric power, Mountain.....	05	4321018	12/07	135.243	147.789	168.525	195.016	174.687
Industrial electric power, Pacific.....	05	4321019	12/07	205.304	256.959	248.559	248.623	249.070
Transportation electric power.....	05	46	12/10	126.640	135.650	134.057	132.400	131.944
Transportation electric power.....	05	4621	12/10	126.640	135.650	134.057	132.400	131.944
Transportation electric power.....	05	462111	12/10	126.640	135.650	134.057	132.400	131.944
Utility natural gas.....	05	5	12/90	253.286	260.903	262.297	259.857	260.120
Residential natural gas.....	05	51	12/90	264.464	269.756	270.827	270.254	272.059
Residential natural gas.....	05	5121	12/90	264.464	269.756	270.827	270.254	272.059

See footnotes at end of table.

Table 9. Producer price indexes for commodity and service groupings and individual items, not seasonally adjusted — Continued
 [September 2024, Index base 1982=100, unless otherwise indicated]

Title	Commodity code		Other index base	Unadjusted index ¹				
	Group code	Item code		May 2024	June 2024 ^P	July 2024 ^P	Aug. 2024 ^P	Sept. 2024 ^P
Residential natural gas.....	05	512101	12/90	264.464	269.756	270.827	270.254	272.059
Residential natural gas, New England.....	05	5121011	06/12	144.638	143.988	142.893	141.442	142.349
Residential natural gas, Middle Atlantic.....	05	5121012	06/12	152.845	152.764	153.736	152.464	155.011
Residential natural gas, East North Central.....	05	5121013	06/12	128.014	137.322	138.750	137.574	137.110
Residential natural gas, West North Central.....	05	5121014	06/12	135.311	134.644	136.707	135.276	135.748
Residential natural gas, South Atlantic.....	05	5121015	06/12	131.458	134.612	137.127	136.567	139.137
Residential natural gas, East South Central.....	05	5121016	06/12	96.602	93.768	104.006	105.522	103.926
Residential natural gas, West South Central.....	05	5121017	06/12	183.403	188.168	190.736	190.835	191.093
Residential natural gas, Mountain.....	05	5121018	06/12	189.164	189.342	161.608	162.377	161.703
Residential natural gas, Pacific.....	05	5121019	06/12	162.594	166.184	172.391	175.165	176.357
Commercial natural gas.....	05	52	12/90	241.247	248.169	247.647	244.684	244.317
Commercial natural gas.....	05	5221	12/90	241.247	248.169	247.647	244.684	244.317
Commercial natural gas.....	05	522101	12/90	241.247	248.169	247.647	244.684	244.317
Commercial natural gas, New England.....	05	5221011	06/12	137.273	136.826	136.165	133.615	134.771
Commercial natural gas, Middle Atlantic.....	05	5221012	06/12	131.560	132.290	133.581	129.827	132.622
Commercial natural gas, East North Central.....	05	5221013	06/12	126.936	134.624	135.390	133.060	132.869
Commercial natural gas, West North Central.....	05	5221014	06/12	134.332	138.889	141.258	138.707	140.878
Commercial natural gas, South Atlantic.....	05	5221015	06/12	113.457	119.460	118.130	115.190	113.571
Commercial natural gas, East South Central.....	05	5221016	06/12	102.382	107.356	116.355	113.856	111.713
Commercial natural gas, West South Central.....	05	5221017	06/12	188.420	192.240	192.928	190.548	187.931
Commercial natural gas, Mountain.....	05	5221018	06/12	196.156	196.001	156.716	156.919	155.635
Commercial natural gas, Pacific.....	05	5221019	06/12	148.727	154.111	166.810	172.993	168.676
Industrial natural gas.....	05	53	12/90	192.682	195.493	198.016	194.453	196.379
Industrial natural gas.....	05	5321	12/90	192.682	195.493	198.016	194.453	196.379
Industrial natural gas.....	05	532101	12/90	192.682	195.493	198.016	194.453	196.379
Industrial natural gas, New England.....	05	5321011	09/16	139.015	138.225	136.700	129.421	131.009
Industrial natural gas, Middle Atlantic.....	05	5321012	09/16	134.658	135.726	144.786	139.580	144.474
Industrial natural gas, East North Central.....	05	5321013	06/12	105.695	111.837	112.864	106.330	109.248
Industrial natural gas, West North Central.....	05	5321014	06/12	164.831	158.831	165.781	159.700	158.034
Industrial natural gas, South Atlantic.....	05	5321015	09/16	138.287	144.120	148.907	147.063	151.711
Industrial natural gas, East South Central.....	05	5321016	09/16	98.374	103.855	111.191	111.058	109.781
Industrial natural gas, West South Central.....	05	5321017	09/16	134.185	133.890	135.696	135.385	137.718
Industrial natural gas, Mountain.....	05	5321018	09/16	176.710	176.944	155.576	159.262	159.262
Industrial natural gas, Pacific.....	05	5321019	09/16	138.163	140.663	139.894	139.221	137.003
Natural gas to electric power.....	05	54	12/90	216.440	226.457	228.522	224.773	223.276
Natural gas to electric power.....	05	5421	12/90	216.440	226.457	228.522	224.773	223.276
Natural gas to electric power.....	05	542101	12/90	216.440	226.457	228.522	224.773	223.276
Crude petroleum (domestic production).....	05	6		217.159	216.608	224.405	214.144	178.340
Crude petroleum (domestic production).....	05	61		217.159	216.608	224.405	214.144	178.340
Crude petroleum (domestic production).....	05	6101		217.159	216.608	224.405	214.144	178.340
Crude petroleum (domestic production).....	05	610102	06/84	236.517	235.917	244.408	233.233	194.238
Petroleum products, refined.....	05	7		279.214	266.458	283.022	273.478	244.242
Gasoline.....	05	71		260.473	244.094	255.289	248.476	220.544
Unleaded premium gasoline.....	05	7103		288.037	273.024	283.011	270.326	246.641
Unleaded premium gasoline.....	05	710304	06/02	326.322	309.314	320.629	306.257	279.424
Unleaded regular gasoline.....	05	7104		253.896	237.250	248.937	243.685	214.032
Unleaded regular gasoline.....	05	710404	06/02	305.088	285.085	299.128	292.818	257.186
Unleaded mid-premium gasoline.....	05	7105	12/87	458.386	437.614	461.346	443.293	395.579
Unleaded mid-premium gasoline.....	05	710504	06/02	313.474	299.269	315.499	303.153	270.523
Kerosene and jet fuels.....	05	72		262.328	252.565	268.211	240.020	224.808
Kerosene.....	05	7202		263.347	245.563	276.952	248.350	222.691
Kerosene.....	05	720201		263.359	245.574	276.965	248.361	222.701
Jet fuel.....	05	7203		263.005	253.735	268.404	240.160	225.582
Jet fuel.....	05	720301		265.028	255.686	270.468	242.007	227.317
Light fuel oils.....	05	73		301.419	290.772	322.227	314.786	269.267
Home heating oil and distillates.....	05	7302		238.071	239.346	243.947	231.184	203.865
Home heating oil and distillates.....	05	730201		238.071	239.346	243.947	231.184	203.865
No. 2 diesel fuel.....	05	7303		319.052	306.904	342.037	334.785	285.820
No. 2 diesel fuel.....	05	730302	06/85	399.375	384.167	428.146	419.068	357.776
Residual fuels (heavy fuel oils, incl. #5, #6, & other residual fuels).....	05	74		222.871	219.046	224.206	214.453	211.068
Residual fuels (heavy fuel oils, incl. #5, #6, & other residual fuels).....	05	7407	06/85	327.400	321.781	329.362	315.034	310.061
Residual fuels (heavy fuel oils, incl. #5, #6, & other residual fuels).....	05	740703	06/02	289.359	284.393	291.093	278.430	274.035
Finished lubricants.....	05	76		607.821	607.446	607.066	607.561	607.228
Lubricating grease.....	05	7603		518.292	518.292	518.292	518.292	518.292
Lubricating grease not from petroleum refineries.....	05	760303	06/85	501.459	501.459	501.459	501.459	501.459

See footnotes at end of table.

Table 9. Producer price indexes for commodity and service groupings and individual items, not seasonally adjusted — Continued

[September 2024, Index base 1982=100, unless otherwise indicated]

Title	Commodity code		Other index base	Unadjusted index ¹				
	Group code	Item code		May 2024	June 2024 ^P	July 2024 ^P	Aug. 2024 ^P	Sept. 2024 ^P
Lubricating and similar oils.....	05	7604	06/85	563.474	563.039	562.599	563.172	562.788
Lubricating and similar oils not from petroleum refineries.....	05	760401	06/85	545.620	545.200	544.774	545.329	544.956
Lubricating oil base stocks.....	05	78	06/09	172.453	176.562	179.394	167.120	166.123
Lubricating oil base stocks.....	05	7801	06/09	172.453	176.562	179.394	167.120	166.123
Lubricating oil base stocks.....	05	780121	06/09	172.453	176.562	179.394	167.120	166.123
Asphalt and other petroleum and coal products, n.e.c.....	05	8	12/84	310.387	319.490	301.289	306.183	314.410
Asphalt and other petroleum and coal products, n.e.c.....	05	81	12/84	310.387	319.490	301.289	306.183	314.410
Asphalt.....	05	8102	06/85	276.081	278.418	279.628	267.579	216.703
Asphalt.....	05	810212	06/85	276.081	278.418	279.628	267.579	216.703
Other petroleum and coal products, including coke oven products, n.e.c.....	05	8103	12/84	644.642	668.360	616.020	639.888	705.597
Other petroleum and coal products, including coke oven products, n.e.c.....	05	810319	12/84	644.642	668.360	616.020	639.888	705.597
Other petroleum and coal products, made in coke oven establishments.....	05	8103191	06/09	179.367	179.023	176.693	176.579	176.602
Chemicals and allied products.....	06	—		346.888	347.118	350.208	350.225	347.922
Industrial chemicals.....	06	1		302.777	304.233	311.347	310.801	306.462
Basic inorganic chemicals.....	06	13		346.749	347.202	343.841	343.920	344.996
Inorganic chemicals, other than alkalis and chlorine.....	06	1302		339.963	340.697	337.380	336.408	338.574
Aluminum compounds.....	06	130209	06/95	138.164	137.891	138.702	139.614	139.614
Inorganic acids, inc. hydrochloric, sulfuric acid, and other.....	06	13020T	12/08	107.439	107.614	105.085	102.911	106.812
Sulfuric acid.....	06	13020T1	06/87	166.420	167.904	160.177	151.772	163.148
Lime.....	06	130213		468.319	468.497	470.510	471.196	471.452
Potassium and sodium compounds, excluding bleaches, alkalis, and alum.....	06	130217	06/01	440.808	437.197	437.961	437.648	439.314
Rock salt.....	06	130271	12/84	429.609	429.609	429.609	429.609	—
Other inorganic chemicals, nec.....	06	130283	12/06	175.803	176.643	174.436	174.109	174.675
All other inorganic chemicals.....	06	1302833	12/08	126.186	126.957	127.586	127.286	127.806
Alkalis and chlorine, including natural sodium carbonate and sulfate.....	06	1303		401.816	401.270	397.455	401.439	398.567
Chlorine, sodium hydroxide, and other alkalis.....	06	130302	06/05	201.754	201.590	199.129	201.470	200.029
Sodium hydroxide (caustic soda).....	06	1303024	12/07	138.443	138.350	137.311	139.544	137.926
Other alkalis.....	06	1303028	12/11	141.812	141.667	138.972	139.685	139.607
Basic organic chemicals.....	06	14		297.106	298.765	307.932	307.262	301.856
Primary basic organic chemicals.....	06	1401		269.927	266.553	284.314	284.219	274.188
Aromatics.....	06	140197	06/01	295.450	284.866	284.757	279.710	267.563
Liquid refinery gases.....	06	140198	06/01	235.285	234.653	257.078	258.685	250.196
Cyclic intermediate chemicals and dyes.....	06	1402		268.100	266.835	267.232	275.849	269.517
Cyclic intermediate chemicals.....	06	140281	06/01	251.779	251.346	251.290	260.279	253.668
Synthetic organic dyes.....	06	140282	06/01	122.203	118.968	120.658	121.425	120.882
Other basic organics.....	06	1403		280.007	284.598	288.309	286.735	284.715
Ethanol (ethyl alcohol).....	06	140341		234.294	244.201	257.575	248.456	244.701
Other basic organics, n.e.c.....	06	140399	06/87	289.089	291.565	291.562	292.850	291.536
Fatty acids.....	06	1403991	12/07	145.189	140.964	141.543	145.966	144.891
Bulk pesticides and other bulk synthetic organic agricultural chemicals, excluding preparation.....	06	1403992	12/07	279.111	279.262	279.693	285.385	285.291
Industrial organic flavor oil mixtures and blends.....	06	1403993	12/08	326.456	326.181	325.201	325.201	324.774
Natural organic chemicals.....	06	1403995	12/08	133.392	133.566	133.427	133.427	133.427
Synthetic organic chemicals for use as flavor and perfume materials.....	06	1403997	12/07	196.787	196.787	196.022	196.404	196.520
Synthetic organic rubber-processing chemicals.....	06	1403998	12/07	142.383	142.578	144.544	142.074	141.567
Synthetic organic plasticizers.....	06	1403999	12/07	157.365	158.846	161.811	155.748	149.038
Other synthetic organic chemicals.....	06	140399A	12/07	102.190	105.418	106.124	107.813	108.990
Miscellaneous end use chemicals and chemical products, excluding urea.....	06	140399B	12/07	227.579	228.054	229.377	229.372	228.466
Miscellaneous cyclic and acyclic chemicals and chemical products, excluding fatty acid esters.....	06	140399C	12/07	128.085	129.654	126.364	125.619	122.168
Paints and allied products.....	06	2		398.373	398.701	399.017	399.589	402.578
Prepared paint.....	06	21		416.982	417.272	417.912	418.722	419.632
Architectural coatings.....	06	2101		509.636	509.600	509.511	509.436	511.556
Architectural coatings.....	06	210104	12/03	279.583	279.563	279.514	279.473	280.636
Exterior architectural coatings.....	06	2101041	12/12	187.085	187.047	186.976	186.900	189.046
Interior architectural coatings.....	06	2101042	12/12	152.876	152.876	152.868	152.868	152.868
OEM finishes excluding marine coatings.....	06	2102	06/83	258.860	260.000	260.546	261.638	261.286
OEM finishes excluding marine coatings.....	06	210201	06/83	258.860	260.000	260.546	261.638	261.286
Transportation finishes, except powdered and high-solids coatings... ..	06	2102011	12/12	119.447	122.874	123.793	125.036	123.691
All other product finishes for original equipment manufacturers (OEM), excluding marine coating.....	06	2102012	12/12	143.626	143.317	143.403	143.769	143.958
Special purpose coatings, incl. marine, industrial & construction coatings.....	06	2103	06/83	521.645	521.181	524.012	526.708	526.949

See footnotes at end of table.

Table 9. Producer price indexes for commodity and service groupings and individual items, not seasonally adjusted — Continued
 [September 2024, Index base 1982=100, unless otherwise indicated]

Title	Commodity code		Other index base	Unadjusted index ¹				
	Group code	Item code		May 2024	June 2024 ^P	July 2024 ^P	Aug. 2024 ^P	Sept. 2024 ^P
Special purpose coatings, incl. marine, industrial & construction coatings.....	06	210301	06/83	521.645	521.181	524.012	526.708	526.949
Paint materials.....	06	22		330.965	331.684	331.385	331.322	341.947
Paint colors.....	06	2202		269.665	270.341	270.060	270.001	279.989
All other inorganic pigments, including TiO ₂ , chrome colors, and other white opaque pigments.....	06	22020N	09/21	118.124	119.024	118.880	118.405	123.487
Synthetic organic pigments, lakes, and toners.....	06	220298	06/87	195.120	189.440	189.440	193.997	193.997
Allied and miscellaneous paint products.....	06	23	06/83	413.790	413.124	411.752	411.788	411.528
Allied and miscellaneous paint products.....	06	2301	06/83	413.790	413.124	411.752	411.788	411.528
Allied and miscellaneous paint products.....	06	230104	12/03	234.244	233.867	233.091	233.111	232.964
Drugs and pharmaceuticals.....	06	3		678.417	677.310	677.734	680.376	680.398
Medicinal and botanical chemicals, drugs, and other products.....	06	31		195.282	194.982	195.215	194.919	195.284
Medicinal and botanical chemicals, drugs, and other products.....	06	3102	06/82	195.340	195.039	195.272	194.977	195.342
Synthetic organic medicinal chemicals, medicinal & botanical drugs, & other products.....	06	310203	06/82	195.340	195.039	195.272	194.977	195.342
Veterinary pharmaceutical preparations.....	06	34		216.394	216.394	216.394	220.353	—
Pharmaceuticals for veterinary use.....	06	3403	12/87	214.977	214.977	214.977	218.910	—
Pharmaceuticals for veterinary use.....	06	340303	06/01	163.959	163.959	163.959	166.959	—
Biological products, including diagnostics.....	06	37		335.810	334.669	334.221	336.386	336.316
Biological products, excluding diagnostic, for veterinary, industrial, and all other misc. uses.....	06	3717	12/04	176.921	173.119	172.211	172.211	172.211
Biological products, excluding diagnostic, for veterinary, industrial, and all other misc. uses.....	06	371705	12/22	117.291	114.770	114.168	114.168	114.168
Diagnostics.....	06	3718	06/09	151.004	151.393	151.164	151.433	151.355
In-vitro diagnostic substances.....	06	371801		228.004	228.045	227.947	227.963	227.869
Biological products, excluding diagnostic, for human use.....	06	3719	06/09	156.108	156.108	156.243	158.537	158.537
Biological products, excluding diagnostic, for human use.....	06	371904	12/22	102.492	102.492	102.581	104.087	104.087
Pharmaceutical preparations.....	06	38	06/01	293.617	293.330	293.743	294.539	294.539
Pharmaceuticals affecting neoplasms, the endocrine system, & metabolic diseases.....	06	3801	06/01	315.904	315.904	316.161	316.163	316.163
Cancer therapy products.....	06	380102	12/09	120.174	120.174	121.514	121.514	121.514
Insulin/antidiabetes products.....	06	380103	12/09	288.561	288.561	288.561	288.588	288.588
Other neoplasms, endocrine system, and metabolic diseases.....	06	380104	12/09	179.160	179.160	179.160	179.160	—
Hormones and oral contraceptives.....	06	380105	12/09	227.071	227.071	227.194	227.194	227.194
Pharmaceuticals acting on the central nervous system and the sense organs.....	06	3802	06/01	355.884	355.884	355.897	355.897	355.897
Analgesics.....	06	380202	12/09	294.439	294.439	294.509	294.509	294.509
Analgesics, over-the-counter.....	06	380202OC	06/81	277.623	277.623	278.368	278.368	278.368
Analgesics, prescription.....	06	380202RX	06/81	2,531.530	2,531.530	2,531.530	2,531.530	2,531.530
Psychotherapeutics.....	06	380203	12/09	205.454	205.454	205.471	205.471	205.471
Antidepressants.....	06	3802031	12/09	205.912	205.912	205.912	205.912	205.912
Other psychotherapeutics, including tranquilizers.....	06	3802032	12/09	212.486	212.486	212.630	212.630	212.630
Anticonvulsants.....	06	380204	12/09	231.051	231.051	231.051	231.051	231.051
Other central nervous system and sense organs.....	06	380205	12/09	216.351	216.351	216.335	216.335	216.335
Pharmaceuticals acting on the cardiovascular system.....	06	3803	06/01	450.315	450.315	450.315	450.286	450.286
Other cardiovascular preparations.....	06	380305	12/09	331.806	331.806	331.806	331.773	331.773
Pharmaceuticals acting on the respiratory system.....	06	3804	06/01	227.175	227.175	230.077	230.077	230.077
Antihistamines and bronchodilators, including antiasthmatics.....	06	380402	12/07	169.885	169.885	169.885	169.885	169.885
Other respiratory preparations.....	06	380403	12/07	182.084	182.084	188.193	188.193	188.193
Other respiratory preparations, over-the-counter.....	06	380403OC	12/07	125.055	125.055	132.770	132.770	132.770
Other respiratory preparations, prescription.....	06	380403RX	12/07	184.478	184.478	184.478	184.478	184.478
Pharmaceuticals acting on the digestive or the genito-urinary systems.....	06	3805	06/01	184.995	184.995	184.995	184.995	184.995
Other digestive or genito-urinary preparations.....	06	380503	12/09	133.319	133.319	133.319	133.319	133.319
Other digestive or genito-urinary preparations, prescription.....	06	380503RX	06/01	196.295	196.295	196.295	196.295	196.295
Pharmaceuticals acting on the skin.....	06	3806	06/01	190.772	186.995	186.995	186.995	186.995
Other pharmaceutical preparations acting on the skin.....	06	380603	12/09	126.095	126.095	126.095	126.095	126.095
Anti-acne preparations.....	06	380606	12/09	112.890	91.634	91.634	91.634	91.634
Vitamin, nutrient, and hematinic preparations.....	06	3807	06/01	154.418	154.418	154.388	157.794	157.794
Multivitamins.....	06	380702	12/09	128.462	128.462	128.462	128.462	128.462
Other vitamins and nutrients.....	06	380703	12/09	140.260	140.260	140.218	140.376	140.376
Pharmaceuticals affecting parasitic and infective diseases.....	06	3808	06/01	281.030	281.030	281.030	281.030	281.030
Broad and medium spectrum antibiotics.....	06	380802	12/09	171.403	171.403	171.403	171.403	171.403
Systemic antivirals.....	06	380803	12/09	202.588	202.588	202.588	202.588	202.588
Other parasitic and infective diseases.....	06	380804	12/09	217.261	217.261	217.261	217.261	217.261
Fats and oils, inedible.....	06	4		335.462	337.558	342.590	340.631	340.755
Fats and oils, inedible.....	06	41		335.462	337.558	342.590	340.631	340.755
Fats and oils, inedible.....	06	4101		335.462	337.558	342.590	340.631	340.755
Soybean oil, processed for inedible purposes.....	06	410131	06/95	208.022	208.609	211.683	207.358	208.025

See footnotes at end of table.

Table 9. Producer price indexes for commodity and service groupings and individual items, not seasonally adjusted — Continued
 [September 2024, Index base 1982=100, unless otherwise indicated]

Title	Commodity code		Other index base	Unadjusted index ¹				
	Group code	Item code		May 2024	June 2024 ^P	July 2024 ^P	Aug. 2024 ^P	Sept. 2024 ^P
Crude soybean oil, degummed, made from soybeans crushed in the same establishment.....	06	4101311	12/07	143.304	143.447	143.676	143.479	143.534
Soybean oil, all other types.....	06	4101312	12/07	111.966	112.530	115.979	111.007	111.751
Lard, inedible tallow, and grease, except wool grease.....	06	410132	06/02	388.409	398.594	404.925	436.494	430.223
Agricultural chemicals and chemical products.....	06	5		284.629	283.005	280.892	279.619	281.366
Mixed fertilizers.....	06	51		268.772	267.324	267.823	266.088	264.990
Mixed fertilizers.....	06	5105	06/86	283.605	282.077	282.603	280.773	279.614
Mixed fertilizers.....	06	510501	06/86	283.605	282.077	282.603	280.773	279.614
Mixed fertilizers, made in plants which manufacture fertilizer materials.....	06	5105011	12/09	279.986	276.116	276.116	276.116	276.116
Mixed fertilizers, dry, mixing only.....	06	5105012	12/09	134.021	133.945	133.968	133.254	134.023
Mixed fertilizers, liquid, mixing only.....	06	5105013	12/09	123.049	123.047	125.155	120.810	112.301
Fertilizer materials.....	06	52		308.199	303.453	297.686	295.306	300.383
Nitrogenates.....	06	5201		340.072	326.631	323.289	317.574	318.827
Fertilizer materials of organic origin.....	06	520137	12/93	233.576	236.710	236.710	236.710	236.710
Synthetic ammonia, nitric acid, ammonium compounds, and urea.....	06	52013A	12/14	106.809	102.017	100.861	98.885	99.318
Phosphates.....	06	5202		294.861	297.039	289.048	289.299	297.718
Phosphoric acid, 52-54 percent APA, superphosphates and other phosphate fertilizer materials.....	06	52026A	12/14	127.653	128.596	125.136	125.245	128.890
Other agricultural chemicals.....	06	53		218.733	219.793	219.864	219.892	219.874
Other agricultural chemicals.....	06	5301		218.733	219.793	219.864	219.892	219.874
Lawn and garden pesticides and chemicals.....	06	530107	06/03	193.175	193.175	193.175	193.175	192.769
Household and institutional pesticides and chemicals.....	06	530108	06/03	187.007	187.007	187.007	187.007	187.007
Agricultural and commercial pesticides and chemicals.....	06	530109	06/03	143.646	144.417	144.469	144.489	144.489
Plastic resins and materials.....	06	6		267.898	267.287	271.491	270.256	262.711
Thermoplastic resins and plastics materials.....	06	62		269.800	268.830	273.508	273.963	266.481
Thermoplastic resins and plastics materials.....	06	6212	12/03	187.483	186.809	190.060	190.376	185.177
Thermoplastic resins and plastics materials.....	06	621201	12/03	187.483	186.809	190.060	190.376	185.177
Thermosetting resins and plastics materials.....	06	63		273.169	275.044	276.201	262.979	254.464
Thermosetting resins and plastics materials.....	06	6306	12/98	194.664	196.000	196.825	187.402	181.334
Thermosetting resins and plastics materials.....	06	630601	12/98	194.664	196.000	196.825	187.402	181.334
Other chemicals and allied products.....	06	7		258.704	258.903	259.076	259.512	259.756
Soaps and detergents.....	06	71		240.886	240.919	240.934	239.417	239.482
Soaps and other detergents.....	06	7104	06/83	231.359	231.392	231.406	229.949	230.012
Soaps and detergents, commercial, industrial, and institutional.....	06	710401	06/83	337.896	337.915	337.915	338.104	338.104
Commercial, industrial, and institutional hard surface cleaners.....	06	71040101	12/11	124.577	124.766	124.766	124.766	124.766
Commercial, industrial, and institutional laundry detergents.....	06	71040102	12/11	146.327	146.514	146.514	146.607	146.607
Commercial, industrial, and institutional dishwashing detergents.....	06	71040103	12/11	183.016	182.985	182.985	182.985	182.985
Commercial, industrial, and institutional metal cleaners.....	06	71040104	12/11	152.338	152.338	152.338	152.338	152.338
Dairy, farm, and food plant cleaners, sanitizers, etc.....	06	71040106	12/11	140.055	140.055	140.055	140.055	140.055
Commercial, industrial, and institutional soaps, excluding specialty cleaners.....	06	71040107	12/11	145.527	145.338	145.338	145.766	145.766
Household detergents.....	06	710402		187.784	187.832	187.855	184.981	185.017
Household alkaline detergents and cleaners.....	06	7104021	05/18	140.034	140.201	140.284	130.194	130.321
Household dry and liquid laundry detergents.....	06	7104022	05/18	116.890	116.890	116.890	116.890	116.890
Soaps, excluding specialty cleaners, household.....	06	710403	06/83	228.723	228.723	228.723	229.665	229.880
Polish and other sanitation goods.....	06	72	06/83	233.818	233.821	233.959	234.350	234.350
Polish and other sanitation goods.....	06	7201	06/83	233.818	233.821	233.959	234.350	234.350
Polishing preparations and related products.....	06	720103	06/83	296.504	296.504	297.136	297.141	297.141
Specialty cleaning and sanitation products.....	06	720105	05/17	123.286	123.288	123.361	123.725	123.725
Disinfectants, nonagricultural, industrial and institutional.....	06	7201051	05/17	158.571	158.571	158.571	159.744	159.744
Air and room fresheners.....	06	7201053	12/11	127.249	127.249	127.249	127.249	127.249
Laundry fabric softeners and rinses, liquid and dry.....	06	7201058	05/17	114.476	114.476	115.378	115.378	115.378
Other specialty cleaning and sanitation products.....	06	7201059	12/11	125.048	125.055	125.055	125.055	125.055
Cosmetics and other toilet preparations.....	06	75		191.626	191.640	191.620	192.389	192.467
Shaving preparations.....	06	7502		190.244	190.244	189.561	189.561	189.561
Shaving preparations.....	06	750206	06/99	168.326	168.326	167.722	167.722	167.722
Perfumes, toilet waters, and colognes.....	06	7503		198.566	198.566	198.566	198.566	198.566
Perfumes, toilet waters, and colognes.....	06	750306	06/99	123.848	123.848	123.848	123.848	123.848
Hair preparations (including shampoos).....	06	7504		218.212	218.212	218.212	218.212	218.212
Hair preparations (including shampoos).....	06	750407	06/99	161.515	161.515	161.515	161.515	161.515
Hair preparations incl professional, consumer, and cream/gel shampoos.....	06	75040701	12/11	141.925	141.925	141.925	141.925	141.925
Hair tonics and hair dressings incl professional and consumer use.....	06	75040702	12/11	120.671	120.671	120.671	120.671	120.671
Toothpastes, denture cleaners, and mouthwashes.....	06	7505		174.465	174.568	174.568	180.483	180.483
Denture cleaners, mouthwashes, gargles, and rinses.....	06	750504	12/11	138.643	138.765	138.765	138.765	138.765

See footnotes at end of table.

Table 9. Producer price indexes for commodity and service groupings and individual items, not seasonally adjusted — Continued
 [September 2024, Index base 1982=100, unless otherwise indicated]

Title	Commodity code		Other index base	Unadjusted index ¹				
	Group code	Item code		May 2024	June 2024 ^P	July 2024 ^P	Aug. 2024 ^P	Sept. 2024 ^P
Creams, lotions, and oils, excluding shaving, hair, and deodorant.....	06	7514	06/99	134.479	134.479	134.479	134.479	134.479
Creams, lotions, and oils, excluding shaving, hair, and deodorant.....	06	751401	06/99	134.479	134.479	134.479	134.479	134.479
Other cosmetics and toilet preparations.....	06	7515	06/99	127.366	127.366	127.366	127.366	127.488
Other cosmetics and toilet preparations.....	06	751501	06/99	127.366	127.366	127.366	127.366	127.488
Misc. chemical prod. and preparations.....	06	79		320.536	320.994	321.407	322.335	322.830
Explosives and blasting accessories.....	06	7902		295.765	295.758	297.181	297.489	297.452
Explosives and blasting accessories.....	06	790234	12/03	181.798	181.794	182.669	182.858	182.835
Industrial gases.....	06	7903		371.112	373.544	373.499	375.718	377.248
Carbon dioxide.....	06	790302		568.916	596.580	574.115	625.616	623.144
Nitrogen.....	06	790303		238.066	241.853	253.406	249.354	249.797
Oxygen.....	06	790304		589.970	595.231	611.469	611.118	622.684
Argon and hydrogen.....	06	790309	06/09	94.850	95.655	94.868	95.523	95.895
Other industrial gases (including fluorocarbon and acetylene).....	06	790312	06/09	290.556	289.167	284.778	284.413	284.413
Adhesives and sealants.....	06	7904	12/83	361.300	360.487	361.016	363.814	363.814
Synthetic resin and rubber adhesives.....	06	790402	12/83	363.688	362.349	363.220	365.255	365.255
Epoxy adhesives.....	06	7904021	12/11	160.525	160.525	160.525	163.206	163.206
Other synthetic resin and rubber adhesives.....	06	7904026	12/11	137.305	136.043	136.864	136.728	136.728
Structural sealants (load bearing).....	06	790407	12/11	119.103	119.103	119.103	119.103	119.103
Nonstructural caulking compounds and sealants.....	06	79040A	12/11	180.585	180.585	180.585	183.593	183.593
Surface active agents.....	06	7905	12/83	349.326	349.326	349.326	349.326	349.326
Surfactants (bulk surface active agents).....	06	790502	12/83	389.718	389.718	389.718	389.718	389.718
Gum and wood chemicals, including wood distillation products.....	06	7906	06/84	537.032	536.002	537.878	543.317	541.572
Gum and wood chemicals, including wood distillation products.....	06	790607	12/03	350.617	349.945	351.170	354.720	353.581
Other miscellaneous chemical products.....	06	7909		267.064	267.683	268.147	267.949	268.561
Carbon black, all processes.....	06	790918	12/83	597.972	605.892	608.886	607.965	621.719
Printing ink.....	06	790919	06/84	263.850	263.971	263.704	262.587	262.699
Gravure printing inks.....	06	7909192	12/11	104.825	104.825	104.825	104.825	104.825
Lithographic and offset inks.....	06	7909193	12/11	133.450	133.450	133.450	133.480	133.480
News and nonheat web offset printing inks.....	06	79091931	12/11	145.747	145.747	145.747	145.750	145.750
Publication and commercial web inks.....	06	79091932	12/11	133.064	133.064	133.064	133.064	133.064
Sheet-fed general inks.....	06	79091933	12/11	130.917	130.917	130.917	131.100	131.100
Sheet-fed packaging inks.....	06	79091934	12/11	127.597	127.597	127.597	127.597	127.597
Flexographic printing inks.....	06	7909194	12/11	157.971	157.971	157.942	157.942	157.942
Nonimpact/digital inks.....	06	7909195	12/11	186.137	186.429	186.171	183.454	183.516
All other printing inks.....	06	7909196	12/11	122.913	122.910	122.175	122.175	122.617
Water-treating compounds.....	06	790961	06/85	223.498	226.770	226.388	226.497	229.762
Automotive chemicals.....	06	790991	06/09	116.286	116.286	116.286	116.286	116.286
All other chemical preparations, including essential oils, matches, and gelatin.....	06	790999	06/85	291.606	291.575	291.865	291.456	290.485
Rubber and plastic products.....	07	—		253.286	253.272	253.358	254.057	254.181
Rubber and rubber products.....	07	1		225.241	225.704	225.340	225.381	225.573
Synthetic rubber, inc. styrene-butadiene rubber (SBR) and ethylene propylene.....	07	11		245.322	248.401	247.118	246.009	247.329
Synthetic rubber.....	07	1102		246.598	249.693	248.403	247.288	248.615
Synthetic rubber, inc. sbr and ethylene propylene.....	07	110224	06/03	195.368	197.820	196.799	195.915	196.966
Tires, tubes, tread, & repair materials.....	07	12		193.332	192.794	193.142	193.140	193.521
Tires.....	07	1201		188.865	188.325	188.674	188.673	189.054
Pneumatic tires (including passenger, truck, bus, tractor, industrial, and other tires).....	07	12010		188.934	188.372	188.735	188.734	189.131
Passenger car pneumatic tires.....	07	120104	12/03	196.223	195.535	196.006	196.006	196.006
Truck and bus (including off-the-highway) pneumatic tires.....	07	120105		183.901	183.198	183.575	183.575	183.575
Tread rubber, tire sundries, and repair materials.....	07	1203		287.885	287.933	287.933	287.859	287.859
Tread rubber, tire sundries, and repair materials.....	07	120354	12/03	207.094	207.129	207.129	207.076	207.076
Miscellaneous rubber products.....	07	13		256.713	257.203	256.425	256.996	256.510
Rubber and plastics footwear, including athletic footwear.....	07	1301		157.945	157.945	158.091	158.091	158.091
Rubber and plastics footwear, including athletic footwear.....	07	130109	12/11	117.727	117.727	117.836	117.836	117.836
Rubber and plastic belts and belting.....	07	1303		354.960	355.112	355.112	355.112	355.112
Flat rubber and plastics belts and belting.....	07	130371	12/03	318.863	319.084	319.084	319.084	319.085
Rubber and plastics transmission belts and belting (excluding flat).....	07	130372	12/03	161.465	161.465	161.465	161.465	161.465
Rubber and plastics hose.....	07	1304		294.832	294.832	294.832	295.159	294.633
Rubber and plastics hose.....	07	130411	12/11	130.728	130.728	130.728	130.873	130.640
Industrial rubber and plastics hose without fittings.....	07	1304116	12/11	117.909	117.909	117.909	117.909	117.909
Rubber and plastics water hose (incl. fire, irrigation, etc.).....	07	1304117	12/11	155.987	155.987	155.987	155.987	154.533
Rubber and plastics hose for on- and off-highway motor vehicles.....	07	1304118	12/11	127.721	127.721	127.721	128.162	128.162
Miscellaneous rubber products, n.e.c.....	07	1306	06/83	232.700	233.279	232.335	232.981	232.465
All other industrial rubber products.....	07	130604	06/83	339.101	339.377	330.571	335.893	331.628
All other miscellaneous rubber goods.....	07	130606	06/83	249.898	249.980	249.897	249.897	249.897
Rubber compounds or mixtures for sale or interplant transfer.....	07	130612	06/83	298.951	302.355	303.246	303.246	303.246

See footnotes at end of table.

Table 9. Producer price indexes for commodity and service groupings and individual items, not seasonally adjusted — Continued
 [September 2024, Index base 1982=100, unless otherwise indicated]

Title	Commodity code		Other index base	Unadjusted index ¹				
	Group code	Item code		May 2024	June 2024 ^P	July 2024 ^P	Aug. 2024 ^P	Sept. 2024 ^P
Rubber druggist and medical sundries, excluding gloves.....	07	130616	12/03	—	—	142.325	142.325	142.325
Rubber products for mechanical use.....	07	130617	12/04	145.621	145.684	145.679	145.679	145.679
Molded rubber mechanical goods automotive.....	07	1306171	12/11	109.671	109.671	109.671	109.671	109.671
Molded rubber mechanical goods, transportation/off-highway.....	07	1306172	12/11	126.783	126.561	126.535	126.535	126.535
Other molded rubber mechanical goods (excluding tubing).....	07	1306179	12/11	155.733	156.049	156.049	156.049	156.049
Other extruded rubber mechanical goods (excl. auto)(excl. tubing)....	07	130617C	12/11	134.123	134.123	134.123	134.123	134.123
Rubber coated fabrics, garments, and footwear.....	07	130618	06/06	213.770	213.770	213.997	213.997	214.091
Plastic products.....	07	2		272.657	272.476	272.722	273.678	273.783
Plastic construction products.....	07	21		344.099	343.535	343.785	344.510	343.050
Plastics construction products.....	07	2106		344.099	343.535	343.785	344.510	343.050
Plastics pipe.....	07	210603	12/05	189.281	188.046	188.575	188.067	186.032
Plastics drain, waste, and vent pipe.....	07	2106031	12/11	138.557	136.637	136.868	138.148	137.762
Plastics water pipe.....	07	2106033	12/11	227.027	224.272	226.014	223.325	219.634
Plastics sewer, stormdrain, and water main pipe.....	07	2106038	12/17	199.885	200.809	197.977	197.385	194.287
Other plastics pipe.....	07	210603B	12/11	172.714	172.714	172.714	172.714	172.714
Plastics pipe fittings and unions.....	07	210604	12/05	323.552	323.074	320.302	322.118	323.506
Plastics plumbing fixtures.....	07	210605	12/05	169.742	169.742	169.742	169.742	169.742
Other plastics construction products.....	07	210606		299.124	299.405	299.654	301.143	300.449
Building and construction polystyrene foam products.....	07	2106061	06/08	197.869	199.504	199.504	199.237	199.237
Building & construction fabricated plastics products (excl foam, plumbing fixtures, hardware).....	07	2106063	06/08	170.019	170.019	170.179	171.163	170.718
Unsupported plastic film, sheet and other shapes.....	07	22		274.087	273.645	275.034	277.090	277.101
Unsupported plastics film, sheet, and other shapes.....	07	2205	12/82	271.610	271.172	272.549	274.586	274.597
Unsupported plastics film, sheet, and other shapes.....	07	220501	12/82	271.610	271.172	272.549	274.586	274.597
Unlaminated polyethylene film and sheet.....	07	2205011	12/11	126.857	126.589	126.633	129.359	129.426
Unlaminated vinyl and vinyl copolymer film and sheet.....	07	2205013	12/11	154.580	154.580	154.580	163.439	163.439
Miscellaneous unlaminated plastics film and sheet.....	07	2205014	12/11	112.472	112.706	114.716	114.410	113.652
Unlaminated plastics profile shapes.....	07	2205015	12/11	135.932	135.311	136.138	135.194	135.822
Laminated plastic sheets, rods, and tubes.....	07	23		275.784	275.829	275.726	275.726	275.726
Laminated plastics plates, sheet (except packaging), and shapes.....	07	2304		276.156	276.201	276.098	276.098	276.098
Laminated plastics plates, sheet (except packaging), and shapes.....	07	230401	12/82	284.263	284.310	284.204	284.204	284.204
Parts for manufacturing from plastics.....	07	26		180.640	180.632	179.920	181.758	181.759
Parts for transportation equipment.....	07	2601		170.861	170.847	169.758	171.794	171.794
Parts for transportation equipment.....	07	260105	12/82	169.466	169.452	168.371	170.390	170.390
Transportation polyurethane foam products.....	07	2601051	12/11	124.997	124.997	124.997	124.997	124.997
Transportation fabricated plastic parts (excluding foam and reinforced plastics).....	07	2601052	12/11	131.378	131.366	130.462	132.151	132.151
Other parts and components for manufacturing.....	07	2602		178.842	178.852	179.191	180.968	180.972
Other parts and components for manufacturing.....	07	260205	12/82	178.980	178.990	179.329	181.109	181.112
All other miscellaneous polyurethane foam products.....	07	2602051	12/11	121.909	121.909	121.909	121.909	121.956
Electrical & electronic fabricated plastics (excl. foam and reinforced plastics).....	07	2602052	12/11	112.147	112.165	112.805	114.500	114.500
All other polystyrene foam products incl. transportation application uses.....	07	2602053	12/11	173.572	173.572	173.572	173.572	173.572
Industrial machinery plastics products, excl foam (incl gears, bearings, bushings, cams).....	07	2602054	12/11	144.740	144.740	144.740	146.420	146.420
Foam components for furniture.....	07	2603	12/82	262.750	262.750	262.750	262.750	262.750
Foam components for furniture.....	07	260305	12/99	193.602	193.602	193.602	193.602	193.602
Other plastic products.....	07	29	12/82	309.003	308.770	309.051	310.041	309.848
Other plastics products.....	07	2901	12/82	309.003	308.770	309.051	310.041	309.848
Custom compounding of purchased resins and color concentrates.....	07	290196	12/99	204.587	203.368	202.183	202.637	202.416
All other reinforced and fiberglass plastics products.....	07	290197	12/99	254.759	256.672	259.703	261.068	261.067
Products made of foam other than polystyrene or polyurethane.....	07	290198	12/99	165.096	165.096	165.096	165.096	165.096
Plastic packaging products.....	07	2A	12/06	146.705	146.848	146.173	145.605	146.048
Plastics packaging products.....	07	2A01	12/06	146.705	146.848	146.173	145.605	146.048
Plastics packaging products.....	07	2A0101	12/06	146.705	146.848	146.173	145.605	146.048
Other plastics packaging products, excluding film, sheet, foam and bottles.....	07	2A01012	12/09	135.539	135.328	134.753	133.597	133.824
Packaging polyurethane foam products.....	07	2A01013	12/09	198.492	198.492	198.492	198.492	198.492
Plastics bottles.....	07	2A01014	12/09	130.628	130.788	130.205	130.255	131.422
Polystyrene foam food containers.....	07	2A01015	12/11	226.474	229.773	227.408	228.488	226.324
Polystyrene foam protective shipping pads, shaped cushioning, etc....	07	2A01016	12/11	231.996	232.216	232.216	232.216	233.242
Consumer, institutional, and commercial products, n.e.c.....	07	2B	12/06	194.660	195.311	195.739	196.144	197.261
All other consumer, institutional, and commercial products.....	07	2B01	12/06	194.660	195.311	195.739	196.144	197.261
All other consumer, institutional, and commercial products.....	07	2B0101	12/06	194.660	195.311	195.739	196.144	197.261
Consumer and institutional polystyrene foam products.....	07	2B01011	12/07	218.134	218.536	218.774	218.999	218.794
Consumer and institutional polyurethane foam products.....	07	2B01013	12/07	203.956	203.956	203.956	203.956	203.956
Consumer/institutional/commercial fabricated plastics products.....	07	2B01015	12/07	177.997	178.670	179.116	179.538	180.834

See footnotes at end of table.

Table 9. Producer price indexes for commodity and service groupings and individual items, not seasonally adjusted — Continued
 [September 2024, Index base 1982=100, unless otherwise indicated]

Title	Commodity code		Other index base	Unadjusted index ¹				
	Group code	Item code		May 2024	June 2024 ^P	July 2024 ^P	Aug. 2024 ^P	Sept. 2024 ^P
Recyclable plastics.....	07	2C	12/11	77.821	73.888	80.639	83.564	—
Recyclable plastics.....	07	2C01	12/11	77.821	73.888	80.639	83.564	—
Recyclable plastics.....	07	2C0101	12/11	77.821	73.888	80.639	83.564	—
Lumber and wood products.....	08	—		296.307	295.860	294.235	295.156	295.917
Lumber.....	08	1		250.461	249.828	247.602	251.504	254.967
Softwood lumber.....	08	11		248.930	247.322	242.794	249.891	256.224
Softwood cut stock and dimension.....	08	1105		227.292	229.134	226.841	227.082	227.598
Softwood cut stock and dimension.....	08	110503		242.591	244.556	242.109	242.366	242.917
Softwood lumber, not edge worked.....	08	1106	12/03	127.252	126.235	123.616	127.929	131.665
Softwood lumber, not edge worked.....	08	110601	12/03	127.252	126.235	123.616	127.929	131.665
Softwood dressed lumber, less than 2 inches in nominal thickness, not edge worked.....	08	1106012	06/12	139.588	139.448	137.703	124.227	116.839
Softwood dressed 2-inch lumber, 2 inches in nominal thickness only, not edge worked.....	08	1106013	06/12	133.705	130.993	126.860	138.390	147.348
Softwood dressed lumber and timbers, more than 2 inches in nominal thickness, not edge worked.....	08	1106014	06/12	112.846	116.047	112.368	112.472	113.149
Softwood lumber, made from purchased lumber.....	08	1107	12/03	255.436	255.022	255.017	253.559	254.290
Softwood lumber, made from purchased lumber.....	08	110701	12/03	255.436	255.022	255.017	253.559	254.290
Hardwood lumber.....	08	12		263.339	264.099	265.135	264.545	263.973
Hardwood cut stock and dimension.....	08	1203		310.569	314.728	323.325	323.328	323.328
Hardwood cut stock and dimension.....	08	120311	06/84	270.207	273.825	281.305	281.308	281.308
Hardwood flooring.....	08	1204	06/84	265.156	264.244	264.511	264.111	264.276
Oak and maple hardwood flooring.....	08	120401	06/84	268.532	267.551	267.839	267.408	267.585
Hardwood flooring, other than oak and maple.....	08	120402	12/11	148.437	148.437	148.437	148.437	148.437
Hardwood lumber, not edge worked.....	08	1205	12/03	104.412	104.456	104.150	103.779	103.346
Hardwood lumber, not edge worked.....	08	120501	12/03	104.412	104.456	104.150	103.779	103.346
Millwork.....	08	2		354.601	354.719	354.076	353.876	354.180
General millwork.....	08	21		338.541	338.565	337.864	338.181	338.420
General millwork.....	08	2101		338.541	338.565	337.864	338.181	338.420
Stock wood kitchen cabinets, related cabinetwork and countertops.....	08	210102	12/12	121.806	122.158	121.843	122.158	122.158
Stock wood kitchen cabinets and related cabinetwork for permanent installation.....	08	2101021	12/09	128.615	129.105	128.666	129.105	129.105
Custom wood kitchen cabinets, bathroom vanities, and related cabinetwork.....	08	210105	12/12	154.714	155.048	154.491	155.048	155.048
Custom wood kitchen cabinets and related cabinetwork not sold direct to customer at retail.....	08	2101051	12/09	183.217	183.217	182.868	183.217	183.217
Custom wood kitchen cabinets, bathroom vanities, and related cabinet work sold at retail.....	08	2101052	12/09	144.993	145.915	144.914	145.915	145.915
Wood window units.....	08	210112	06/83	387.816	387.816	387.816	387.816	387.816
Double hung wood window units.....	08	2101121	06/13	171.628	171.628	171.628	171.628	171.628
Casement wood window units.....	08	2101122	06/13	190.660	190.660	190.660	190.660	190.660
All other wood window units, including horizontal sliding, awning and single hung.....	08	2101123	06/13	163.237	163.237	163.237	163.237	163.237
Wood sash, excluding sash shipped in window units.....	08	210122	06/83	392.023	392.023	392.023	392.023	392.023
Wood window & door frames, incl. door frames in door units, excl. window frames in window units.....	08	210132	06/83	210.180	210.180	210.180	210.180	210.180
Wood panel, flush, & molded face doors, interior & exterior, incl. doors with glazed sections.....	08	210142	06/83	362.305	362.858	361.985	361.580	361.165
Other wood doors, incl. garage, patio, bifold, cabinet, screen, storm and louver.....	08	210152	06/83	331.818	331.634	332.067	331.909	331.786
Wood moldings.....	08	210162	06/83	346.743	341.668	337.561	337.925	340.450
Mirror and picture frames and framed pictures.....	08	210175	06/02	153.598	153.598	153.598	—	—
Other wood millwork products, including stairwork, exterior millwork, and softwood flooring.....	08	210183	06/83	320.531	320.531	320.531	320.134	321.369
Prefabricated structural members.....	08	22		450.127	450.641	450.184	447.837	448.439
Prefabricated structural members.....	08	2201		450.127	450.641	450.184	447.837	448.439
Laminated veneer lumber.....	08	220107	12/03	235.227	236.284	237.334	237.334	242.613
Other engineered structural wood members, excluding trusses & laminated veneer lumber.....	08	220108	12/03	223.824	225.660	225.621	225.862	225.862
Wood trusses.....	08	220109	12/03	273.813	273.541	273.007	270.976	270.651
Plywood.....	08	3		278.862	274.891	269.325	266.584	267.376
Softwood veneer and plywood.....	08	31		320.873	315.848	305.415	301.484	301.337
Softwood veneer and plywood.....	08	3103		250.579	246.654	238.507	235.437	235.322
Softwood veneer and plywood.....	08	310303	12/05	154.807	152.383	147.349	145.453	145.382
Softwood veneer, incl. veneer backed w/ paper, cloth, or other flexible material.....	08	3103031	12/07	136.528	134.979	131.722	125.201	123.107
Softwood plywood products: rough, sanded, and specialties.....	08	3103035	12/11	178.984	175.716	168.967	170.591	172.108
Hardwood veneer and plywood.....	08	35	12/05	158.872	156.901	156.297	155.230	156.357
Hardwood veneer and plywood.....	08	3501	12/05	158.872	156.901	156.297	155.230	156.357

See footnotes at end of table.

Table 9. Producer price indexes for commodity and service groupings and individual items, not seasonally adjusted — Continued
 [September 2024, Index base 1982=100, unless otherwise indicated]

Title	Commodity code		Other index base	Unadjusted index ¹				
	Group code	Item code		May 2024	June 2024 ^P	July 2024 ^P	Aug. 2024 ^P	Sept. 2024 ^P
Hardwood veneer, including veneer backed with paper, cloth, or other flexible material.....	08	350102	12/11	136.507	136.594	135.659	135.030	134.932
Hardwood plywood.....	08	350104	12/12	160.715	155.815	156.540	154.542	158.096
Hardwood veneered panels, including two-ply veneers.....	08	350107	12/11	144.812	143.624	141.595	141.636	140.926
Other wood products.....	08	4		209.614	209.357	207.584	207.862	207.107
Wood pallets and pallet containers, wood and metal combination.....	08	41		340.227	339.373	335.745	335.125	332.613
Wood pallets and pallet containers.....	08	4101		340.227	339.373	335.745	335.125	332.613
Wood pallets and pallet containers, wood and metal combination.....	08	410101	12/09	174.217	173.779	171.922	171.604	170.317
Wood boxes.....	08	42		225.732	225.732	217.938	217.416	217.416
Wood boxes.....	08	4201		225.732	225.732	217.938	217.416	217.416
Nailed and lock-corner wood boxes.....	08	420101	06/85	210.181	210.181	211.820	211.820	211.820
Wood box and crate shook.....	08	420102	06/85	224.469	224.469	223.433	222.232	222.232
Other wood container parts and wood containers.....	08	420127	12/03	124.921	124.921	115.658	115.658	115.658
Miscellaneous wood products.....	08	49		155.713	155.713	155.412	156.248	156.248
Wood ties, siding, shingles, and shakes, and contract sawing of logs owned by others.....	08	4903	12/03	180.728	180.728	180.728	174.499	174.499
Wood ties, siding, shingles, and shakes, and contract sawing of logs owned by others.....	08	490301	12/03	180.728	180.728	180.728	174.499	174.499
Sawn wood fence stock, wood lath, and contract resawing and planing.....	08	4904	12/03	220.450	220.450	220.450	220.450	220.450
Sawn wood fence stock, wood lath, and contract resawing and planing.....	08	490401	12/03	220.450	220.450	220.450	220.450	220.450
All other miscellaneous wood products.....	08	4909	06/84	244.454	244.454	243.897	246.113	246.113
All other miscellaneous wood products.....	08	490901	06/84	244.454	244.454	243.897	246.113	246.113
Logs, bolts, timber, pulpwood and wood chips.....	08	5		257.673	257.939	258.992	260.507	260.071
Logs, bolts, timber, pulpwood and wood chips.....	08	51		257.673	257.939	258.992	260.507	260.071
Logs, bolts, timber, pulpwood and wood chips.....	08	5105	12/11	110.104	110.218	110.668	111.315	111.128
Logs, bolts, timber and pulpwood.....	08	510502	12/11	108.146	108.144	108.549	109.253	109.112
Wood chips, excluding field chips.....	08	510505	12/11	114.391	114.983	115.605	115.992	115.624
Prefabricated wood buildings & components.....	08	6	12/84	384.290	385.088	380.672	380.643	379.988
Prefabricated wood buildings & components.....	08	61	12/84	384.290	385.088	380.672	380.643	379.988
Prefabricated wood buildings and components.....	08	6101	12/84	384.290	385.088	380.672	380.643	379.988
Prefabricated stationary wood buildings, components (not sold as complete units).....	08	610101	12/84	218.253	217.631	217.659	217.659	218.445
Prefabricated stationary wood buildings, precut packages (complete units).....	08	610102	12/84	516.693	524.437	524.012	523.096	522.100
Prefabricated stationary wood buildings, shipped in panel form (complete units).....	08	610103	12/84	594.642	593.299	575.344	574.711	572.123
Prefabricated stationary wood buildings, shipped in three-dimensional assemblies.....	08	610104	12/84	407.535	407.535	407.535	408.435	408.435
Prefabricated stationary wood buildings, three-dimensional assemblies, residential.....	08	6101041	12/11	192.961	192.961	192.961	193.430	193.430
Prefabricated stationary wood buildings, three-dimensional assemblies, nonresidential.....	08	6101042	12/11	181.718	181.718	181.718	181.753	181.753
Treated wood and contract wood preserving.....	08	7	06/85	281.237	280.336	278.696	278.688	278.614
Treated wood and contract wood preserving.....	08	71	06/85	281.237	280.336	278.696	278.688	278.614
Treated wood.....	08	7101	06/85	287.181	286.220	284.478	284.455	284.376
Wood poles, piles, and posts owned and treated by the same establishment.....	08	710101	06/85	430.716	430.478	432.454	429.047	429.662
Other wood products owned and treated by the same establishment.....	08	710102	06/85	238.073	236.436	231.784	234.124	233.546
Contract wood preservation.....	08	7102	06/85	225.737	225.737	225.627	225.865	225.865
Receipts for treating wood owned by others w/ arsenical chemicals, creosote, & other chemicals.....	08	710201	06/85	225.737	225.737	225.627	225.865	225.865
Pulp, paper, and allied products.....	09	-		337.439	337.434	336.993	338.638	340.094
Pulp, paper, and prod., ex. bldg. paper.....	09	1		289.847	290.120	290.970	292.828	294.693
Wood pulp.....	09	11		232.147	233.371	236.333	238.738	232.648
Wood pulp.....	09	1105	06/06	161.165	162.015	164.071	165.741	161.513
Wood pulp.....	09	110501	06/06	161.165	162.015	164.071	165.741	161.513
Special alpha and dissolving wood pulp, incl. sulfite and sulfate and other wood pulp.....	09	1105012	12/11	123.432	124.200	125.789	127.208	123.637
All other miscellaneous pulp, other than wood, and pulp mill byproducts incl. turpentine.....	09	1105017	12/07	156.695	156.010	157.830	157.646	157.830
Recyclable paper.....	09	12		404.290	407.027	407.537	393.622	384.929
News and other low grade recyclable paper.....	09	1201		315.723	315.723	315.723	-	-
News and other low grade recyclable paper.....	09	120125	06/06	142.538	142.538	142.538	-	-
Corrugated recyclable paper.....	09	1203		362.711	366.194	366.194	340.890	331.064
Corrugated recyclable paper.....	09	120325	06/06	124.590	125.786	125.786	117.094	113.719
High grade recyclable paper (including pulp substitutes and deinking).....	09	1207	12/86	255.878	256.056	257.451	272.478	271.284
High grade recyclable (including pulp substitutes and deinking).....	09	120725	06/06	192.379	192.513	193.561	204.859	203.961

See footnotes at end of table.

Table 9. Producer price indexes for commodity and service groupings and individual items, not seasonally adjusted — Continued
 [September 2024, Index base 1982=100, unless otherwise indicated]

Title	Commodity code		Other index base	Unadjusted index ¹				
	Group code	Item code		May 2024	June 2024 ^P	July 2024 ^P	Aug. 2024 ^P	Sept. 2024 ^P
Paper.....	09	13		250.066	249.716	249.962	251.133	251.327
Writing and printing papers.....	09	1301		242.021	242.191	242.857	243.879	243.298
Bleached bristol, clay-coated, uncoated, and industrial converted paper.....	09	130119	12/11	129.990	130.106	130.281	130.974	130.580
Newsprint.....	09	1302		126.950	126.950	126.950	126.950	132.200
Newsprint.....	09	130291		126.950	126.950	126.950	126.950	132.200
Packaging and industrial converting paper.....	09	1303		321.256	321.466	320.443	322.830	322.678
Coated and laminated single and multi-web paper.....	09	130321	12/87	271.893	271.932	272.181	272.181	272.181
Single-web paper, rolls and sheets, including waxed, for flexible packaging uses.....	09	1303211	12/11	166.571	166.571	166.571	166.571	166.571
Multiweb laminated rolls and sheets, except foil, for flexible packaging uses.....	09	1303213	12/11	137.258	137.298	137.556	137.556	137.556
Coated and laminated single and multi-web film.....	09	130322	12/87	256.821	257.060	255.812	258.615	258.437
Single-web film, rolls, and sheets, including coextruded, for flexible packaging uses.....	09	130322A	01/19	130.003	130.075	129.128	130.741	131.159
Single-web film, rolls, and sheets for flexible packaging uses.....	09	130322A1	12/11	143.262	143.249	142.145	143.649	144.250
Coextruded single-web film, for flexible packaging uses.....	09	130322A2	12/11	138.160	138.624	137.871	140.731	140.587
All other coated and processed papers.....	09	1305	12/82	276.431	268.519	272.667	270.334	276.751
Converted foil for nonpackaging applications.....	09	130505	06/13	122.601	122.601	122.601	122.601	122.601
Other coated and processed papers, except for packaging uses.....	09	130506	06/13	132.928	128.131	130.646	129.232	133.122
Paperboard.....	09	14		330.954	332.001	333.614	339.091	340.687
Corrugated paperboard in sheets and rolls, lined and unlined.....	09	1405		330.197	331.795	331.795	333.393	337.817
Corrugated paperboard in sheets and rolls, lined and unlined.....	09	140551		330.197	331.795	331.795	333.393	337.817
Paperboard, excluding corrugated paperboard in sheets and rolls.....	09	1411	12/82	350.904	351.883	353.972	360.690	361.716
Recycled paperboard.....	09	141105	12/82	392.153	392.246	394.232	403.582	406.747
Unbleached kraft packaging and industrial converting paperboard.....	09	141107	12/99	205.470	206.590	208.417	212.637	213.024
Bleached packaging and industrial converting paperboard.....	09	141112	05/21	127.816	127.816	127.926	127.926	127.926
Converted paper and paperboard products.....	09	15		304.383	304.226	305.081	307.133	311.183
Sanitary paper products, including stock.....	09	1501		216.303	216.277	217.213	217.359	225.025
Sanitary paper products, including stock.....	09	150123	12/99	150.102	150.085	150.734	150.836	156.155
Sanitary tissue paper products, made in paper mills.....	09	1501233	12/07	131.137	131.160	131.738	131.738	139.238
Disposable diapers and similar disposable products, purchased sanitary paper stock and wadding.....	09	1501234	12/07	123.308	123.308	123.308	123.308	124.815
Sanitary tissue paper products, made from purchased sanitary paper stock or wadding.....	09	1501235	12/07	141.862	141.729	142.865	143.287	143.580
Paper, plastic, and foil bags.....	09	1502		355.588	355.822	355.859	357.411	358.225
Uncoated single-web paper grocers' bags and sacks and variety and shopping bags.....	09	150214	12/83	463.126	463.126	464.330	464.330	464.330
Specialty bags, pouches and liners.....	09	150216	12/83	284.220	284.435	284.404	285.830	286.577
Plastics, foil, and coated paper bags.....	09	1502161	12/10	153.843	153.903	154.570	154.602	154.602
Specialty bags, pouches, and liners, multiweb laminations and foil, except film-film.....	09	15021612	06/13	149.890	150.004	150.352	150.412	150.412
Single-web film specialty bags, pouches, and liners.....	09	1502162	12/10	139.213	139.366	139.307	140.100	140.519
Polyethylene grocery and variety bags and pouches.....	09	15021621	12/11	121.710	121.710	121.710	124.990	124.990
Polyethylene refuse bags.....	09	15021622	12/11	129.914	129.853	129.799	129.969	131.436
Other polyethylene bags, pouches, and liners.....	09	15021625	12/11	147.975	148.527	148.367	148.663	149.090
Coextruded single-web film specialty bags, pouches, & liners.....	09	15021626	06/13	142.964	142.964	142.964	142.964	142.964
Multiweb film/film combination specialty bags, pouches and liners.....	09	1502163	12/10	135.443	133.314	131.345	131.546	131.546
Paper boxes and containers.....	09	1503		345.784	345.265	346.539	350.695	352.756
Corrugated shipping containers.....	09	150301	06/87	325.619	325.932	326.355	332.372	335.062
Corrugated shipping containers for food and beverages and carryout boxes for retail food.....	09	1503011	12/09	160.244	160.677	161.484	164.123	164.602
Corrugated shipping containers for paper and allied products.....	09	1503012	12/09	157.883	157.829	157.829	161.276	161.276
Corrugated shipping containers for metal and electrical machinery.....	09	1503013	12/09	188.635	188.635	188.635	191.297	191.297
Corrugated shipping containers for all other end uses.....	09	1503014	12/09	168.354	168.354	168.076	171.574	174.997
Setup (rigid) paperboard boxes.....	09	150322	12/83	522.616	521.771	521.914	521.914	520.877
Folding paperboard boxes, packaging, and packaging components.....	09	150336	12/04	161.243	160.123	161.545	161.873	162.369
Folding paperboard boxes, packaging, and packaging components.....	09	15033601	12/11	147.696	146.670	147.972	148.273	148.727
Paperboard fiber drums with ends of any material.....	09	150337		566.387	566.322	567.996	570.895	570.851
Other corrugated and solid fiber products, including containers, pallets, pads, etc.....	09	1504		457.263	457.263	458.478	471.308	476.118
Other corrugated and solid fiber products, including containers, pallets, pads, etc.....	09	150441		635.923	635.923	637.612	655.455	662.144
Office supplies and accessories.....	09	1506		271.090	270.804	268.404	268.207	271.652
Envelopes.....	09	150636	12/84	247.569	248.280	247.504	246.664	247.152
Die-cut paper and paperboard office supplies.....	09	150646	12/03	318.358	318.358	318.358	318.358	318.358
Paper supplies for business machines and other misc. unprinted office supplies.....	09	150655	06/90	267.808	267.799	256.553	257.920	271.093
Tablets, pads, and related products.....	09	150657	12/11	139.429	139.696	139.696	139.796	139.796
Fiber cans, tubes, and similar fiber products.....	09	1507		499.489	500.355	505.076	500.006	499.794
Fiber cans, all fiber and composite.....	09	150731	12/09	195.170	195.448	195.155	196.285	196.036
Fiber cores and tubes.....	09	150732	12/09	190.349	190.724	193.695	190.089	190.089

See footnotes at end of table.

Table 9. Producer price indexes for commodity and service groupings and individual items, not seasonally adjusted — Continued
 [September 2024, Index base 1982=100, unless otherwise indicated]

Title	Commodity code		Other index base	Unadjusted index ¹				
	Group code	Item code		May 2024	June 2024 ^P	July 2024 ^P	Aug. 2024 ^P	Sept. 2024 ^P
Paperboard cones, reels, spools, bobbins, blocks, and all vulcanized fiber products.....	09	150733	12/09	168.898	168.898	168.898	168.898	168.898
Molded pulp goods, including egg cartons, florists pots, food trays, etc. . .	09	1508	06/85	272.151	272.912	272.582	272.989	277.092
Molded pulp goods, including egg cartons, florists pots, food trays, etc.....	09	150814	06/90	236.879	237.541	237.254	237.608	241.179
Miscellaneous converted paper and paperboard products.....	09	1509	12/84	253.804	254.046	255.665	254.799	254.585
Pasted, lined, laminated, or surface-coated paperboard.....	09	150901	12/84	329.130	329.130	329.130	329.130	329.130
Wallcoverings.....	09	150902	06/85	192.634	196.227	196.227	196.227	196.227
Other sanitary paper products & misc. converted paper & paperboard products.....	09	150999	12/84	250.791	250.894	252.905	251.829	251.564
Miscellaneous converted paper and paperboard products.....	09	1509992	06/10	155.135	155.199	156.443	155.777	155.614
Pressure-sensitive products.....	09	16	12/82	242.067	244.833	244.457	244.680	245.298
Pressure-sensitive products.....	09	1601	12/82	242.067	244.833	244.457	244.680	245.298
Pressure-sensitive products.....	09	160101	12/82	241.572	244.332	243.958	244.179	244.796
Building paper & building board mill prods.....	09	2		348.944	332.916	288.880	284.955	282.612
Hardboard, particleboard & fiberboard prods.....	09	22		329.186	314.065	272.523	268.820	266.609
Particleboard and fiberboard.....	09	2201		340.525	324.287	279.677	275.700	273.327
Particleboard made from particleboard produced at the same location...	09	220125	12/82	358.593	357.544	358.760	361.798	361.633
Medium density fiberboard (MDF) made from MDF produced at the same location.....	09	220131	06/84	254.659	251.758	251.210	251.357	—
Prefinished particleboard and medium density fiberboard (MDF) made from purchased materials.....	09	220141	12/02	237.283	237.411	236.498	236.498	236.498
Hardboard products.....	09	2202	06/84	240.950	240.950	240.950	240.950	240.950
Hardboard products.....	09	220206	12/11	183.685	183.685	183.685	183.685	183.685
Publications, printed matter and printing material.....	09	4	06/09	145.229	145.653	146.009	146.416	146.434
Books printing.....	09	44	12/83	287.905	287.895	288.403	291.506	291.506
Books printing.....	09	4401	12/83	287.905	287.895	288.403	291.506	291.506
Books printing.....	09	440114	06/05	183.211	183.204	183.528	185.503	185.503
Textbook printing and binding.....	09	4401141	12/11	157.782	157.782	158.544	158.544	158.544
Technical, scientific, & professional book printing & binding.....	09	4401143	12/11	142.382	142.382	145.358	145.358	145.358
Religious book printing and binding.....	09	4401145	12/11	165.138	165.138	163.973	164.546	164.546
General book (trade, etc.) printing and binding.....	09	4401147	12/11	238.023	238.023	238.023	243.977	243.977
Other book and pamphlet printing and binding.....	09	440114E	12/11	121.191	121.167	121.175	121.175	121.175
Manifold business forms printing.....	09	45	12/83	435.935	435.935	435.935	449.773	449.773
Manifold business forms printing.....	09	4501	12/83	435.935	435.935	435.935	449.773	449.773
Manifold business forms printing, excluding checkbooks.....	09	450105	09/18	118.035	118.035	118.035	121.782	121.782
Commercial printing.....	09	47	06/82	235.654	236.418	237.039	237.532	237.512
Magazine and periodical printing.....	09	4701	06/82	167.732	167.732	168.357	169.216	169.216
Magazine and periodical printing (lithographic).....	09	470102	06/82	178.500	178.500	179.166	180.079	180.079
Label and wrapper printing for packaging.....	09	4702	06/82	260.504	260.354	261.127	261.418	261.450
Label and wrapper printing (lithographic).....	09	470202	06/82	176.277	176.277	178.329	178.785	178.785
Label and wrapper printing (flexographic).....	09	470205	12/08	164.308	164.165	164.165	164.278	164.308
Catalog and directory printing.....	09	4703	06/82	157.255	157.255	158.751	159.099	159.099
Catalog and directory printing (lithographic).....	09	470302	06/82	171.178	171.178	172.806	173.184	173.184
Advertising printing.....	09	4705	06/82	185.770	185.770	187.144	187.485	187.077
Advertising printing (lithographic).....	09	470506	06/82	182.565	182.565	183.941	184.282	183.874
Other general job printing.....	09	4706	06/82	315.919	315.919	314.285	310.680	310.550
Quick printing.....	09	470604	12/08	155.834	155.834	155.834	155.834	155.834
Other commercial and general job printing.....	09	470609	06/82	307.321	307.321	305.262	301.083	300.932
Other commercial and general job printing (lithographic).....	09	4706091	06/09	139.263	139.263	138.249	136.191	136.117
All other commercial and general job printing.....	09	4706094	09/18	130.667	130.667	130.667	130.667	130.667
Other commercial printing, incl. screen, engraving, digital, & general job exc. labels/wrappers.....	09	4711	12/88	207.117	209.092	209.814	211.553	211.720
Commercial screen printing, excluding on garments, apparel accessories, & other fabric articles.....	09	471101	06/82	185.886	185.886	185.886	191.314	191.314
Screen printing (excluding on textiles, apparel, apparel accessories, and labels).....	09	4711012	06/09	132.333	132.333	132.333	136.198	136.198
Other commercial and general job screen printing.....	09	47110123	06/10	133.679	133.679	133.679	133.679	133.679
Digital printing.....	09	471103	12/88	159.107	161.073	161.792	162.803	162.969
Blankbooks, binders, and bookbinding work.....	09	48	06/85	344.480	345.458	346.043	345.929	347.743
Tradebinding and related work.....	09	4802	12/85	221.810	222.825	223.432	223.313	225.196
Miscellaneous binding and postpress work, incl. collating, perforating, folding, gluing, etc.....	09	480203	12/11	131.585	132.645	132.645	131.015	132.278
Softcover, pamphlet, sample book, and other binding of books and materials printed elsewhere.....	09	480204	12/11	145.924	146.296	146.372	147.642	147.755
Services for the printing trade.....	09	49	06/85	114.046	114.046	114.046	114.046	114.046
Prepress services, including platemaking.....	09	4905	12/03	101.738	101.738	101.738	101.738	101.738
Prepress services, excl. platemaking (incl. film, assembled flats, color sep., typesetting, etc.).....	09	490501	12/03	99.504	99.504	99.504	99.504	99.504

See footnotes at end of table.

Table 9. Producer price indexes for commodity and service groupings and individual items, not seasonally adjusted — Continued
 [September 2024, Index base 1982=100, unless otherwise indicated]

Title	Commodity code		Other index base	Unadjusted index ¹				
	Group code	Item code		May 2024	June 2024 ^P	July 2024 ^P	Aug. 2024 ^P	Sept. 2024 ^P
Printing plates and cylinders, prepared for printing (excl blank plates and blank cylinders).....	09	490502	12/03	109.915	109.915	109.915	109.915	109.915
Metals and metal products.....	10	—		311.850	310.685	309.031	306.013	305.751
Iron and steel.....	10	1		314.168	308.651	302.042	296.785	293.841
Iron ores.....	10	11		206.005	204.636	208.937	208.937	208.937
Iron ores.....	10	1105	12/97	216.484	215.046	219.566	219.566	219.566
Iron ores.....	10	110555	12/97	216.484	215.046	219.566	219.566	219.566
Iron and steel scrap.....	10	12		541.476	521.206	522.497	521.389	517.062
Carbon steel scrap.....	10	1211	12/86	497.987	479.969	481.922	482.141	477.436
Heavy melting scrap.....	10	121191	06/96	289.529	278.264	277.112	—	—
Carbon steel scrap bundles.....	10	121192	06/96	266.320	251.921	253.235	253.235	253.219
Shredded carbon steel scrap.....	10	121193	06/96	242.609	233.817	233.153	232.512	230.092
Cut plate and structural scrap.....	10	121194	06/96	278.094	270.563	271.582	272.190	271.527
Stainless and other alloy steel scrap.....	10	1212	12/86	482.420	460.005	450.232	435.980	438.772
Stainless and other alloy steel scrap.....	10	121208	06/96	312.555	298.032	291.700	282.467	284.275
Cast iron scrap.....	10	1213	12/86	264.148	260.054	264.148	262.199	261.213
Cast iron scrap.....	10	121308	06/96	205.647	202.460	205.647	204.130	203.362
Other ferrous scrap.....	10	1215	06/06	97.475	87.082	87.082	—	—
Other ferrous scrap.....	10	121501	06/06	97.475	87.082	87.082	—	—
Foundry and forge shop products.....	10	15		281.950	284.073	281.373	281.155	280.959
Pressure and soil pipe and fittings, cast iron.....	10	1502		597.300	597.747	597.810	598.303	598.396
Cast iron pressure and soil pipe and fittings, except ductile pressure pipe.....	10	150227		1,157.620	1,157.352	1,157.154	1,157.001	1,156.983
Other gray and ductile iron castings.....	10	1504		271.707	271.128	270.017	269.868	269.645
Ductile iron castings (excluding pressure pipe & fittings).....	10	150413	12/03	193.839	193.075	191.992	191.802	191.599
Gray iron castings (including molds and stools for heavy steel ingots).....	10	150419	12/11	140.975	141.027	140.743	140.749	140.677
Standard and pearlitic malleable iron castings.....	10	1505		473.902	473.817	456.604	456.273	456.327
Standard and pearlitic malleable iron castings.....	10	150501		473.902	473.817	456.604	456.273	456.327
Steel investment castings.....	10	1506		312.014	312.014	316.020	316.020	316.020
Steel investment castings.....	10	150624	12/03	178.107	178.107	180.394	180.394	180.394
Carbon steel castings, except investment.....	10	1507		304.471	304.471	304.560	304.560	305.869
Carbon steel castings, except investment.....	10	150701	12/03	206.085	206.085	206.146	206.146	207.031
High alloy steel castings, excluding investment.....	10	1508		399.562	399.562	399.562	399.562	399.562
High alloy steel castings, excluding investment.....	10	150801	12/03	293.512	293.512	293.512	293.512	293.512
Other alloy steel castings, except investment.....	10	1509		284.619	284.619	284.619	284.619	284.619
Other alloy steel castings, except investment.....	10	150901	12/03	203.882	203.882	203.882	203.882	203.882
Other forge shop products.....	10	1513	06/82	201.305	206.651	200.427	200.004	199.588
Closed die forgings, ferrous.....	10	151359	06/98	148.453	153.942	147.928	147.551	147.180
Hot impression die impact, press and upset steel forgings.....	10	15135912	12/17	121.444	126.368	120.973	120.665	120.361
Hot impression die impact, press, and upset carbon steel forgings.....	10	151359121	12/17	115.689	125.358	113.697	113.402	113.402
Hot impression die impact, press, & upset alloy steel forgings, except stainless and high temp.....	10	151359122	12/17	121.946	122.058	123.169	122.803	122.107
Steel mill products.....	10	17		298.564	293.268	283.998	276.684	273.151
Semifinished steel mill products.....	10	1702	06/82	402.852	398.112	388.082	385.329	385.373
Hot rolled steel bars, plates, and structural shapes.....	10	1704	06/82	280.674	277.129	275.277	271.932	265.887
Hot rolled steel bars, plates, and structural shapes, carbon.....	10	170410	12/17	161.931	159.632	158.478	156.535	152.841
Steel wire.....	10	1705	06/82	372.206	370.974	366.728	361.686	357.205
Steel wire, carbon.....	10	170501	12/03	336.796	335.987	331.617	324.820	318.786
Steel pipe and tube.....	10	1706	06/82	377.012	370.278	369.673	364.839	359.999
Steel pipe and tube, carbon.....	10	170652	12/17	158.450	155.432	155.056	153.139	150.956
Steel pipe and tube, stainless steel.....	10	170674	12/10	139.602	135.265	136.651	133.671	132.604
Cold rolled steel sheet and strip.....	10	1707	06/82	388.131	375.171	356.666	335.221	333.639
Cold rolled steel sheet and strip.....	10	170710	06/82	388.131	375.171	356.666	335.221	333.639
Cold finished steel bars and bar shapes.....	10	1708	06/82	264.679	263.246	260.173	256.271	254.127
Cold finished steel bars and bar shapes.....	10	170810	12/17	138.161	137.413	135.810	133.773	132.653
Electrometallurgical ferroalloy products.....	10	1712	12/17	112.686	112.156	112.878	112.636	112.636
Electrometallurgical ferroalloy products.....	10	171201	12/17	112.686	112.156	112.878	112.636	112.636
Nonferrous metals.....	10	2		351.200	351.990	352.123	342.867	345.973
Nonferrous metal ores.....	10	21	12/83	570.625	554.165	566.153	554.940	578.308
Primary nonferrous metals.....	10	22		269.810	271.830	271.247	265.260	266.493
Primary nonferrous metals.....	10	2201		276.464	278.534	277.936	271.802	273.065
Nonferrous scrap.....	10	23		503.005	508.554	505.075	471.905	474.156
Copper base scrap.....	10	2301		716.708	682.783	697.568	632.794	639.856
No. 1 copper scrap, including wire.....	10	230101	12/86	597.191	565.745	579.824	523.378	529.654
No. 2 copper scrap, including wire.....	10	230102	12/86	1,036.993	961.487	1,000.281	879.883	881.753
Yellow brass scrap.....	10	230103	12/86	711.877	708.106	704.336	667.451	678.676

See footnotes at end of table.

Table 9. Producer price indexes for commodity and service groupings and individual items, not seasonally adjusted — Continued
 [September 2024, Index base 1982=100, unless otherwise indicated]

Title	Commodity code		Other index base	Unadjusted index ¹				
	Group code	Item code		May 2024	June 2024 ^P	July 2024 ^P	Aug. 2024 ^P	Sept. 2024 ^P
Aluminum base scrap.....	10	2302		310.021	335.207	322.360	298.539	291.169
Used beverage can scrap.....	10	230205	12/86	243.577	249.608	251.191	242.715	252.640
Other nonferrous scrap (including lead, zinc and precious metals).....	10	2303		416.610	413.363	414.993	407.690	422.957
Other nonferrous scrap (including lead, zinc and precious metals).....	10	230309	06/06	178.172	176.784	177.481	174.357	180.887
Secondary nonferrous metals.....	10	24		334.754	335.632	337.734	336.558	336.681
Secondary aluminum.....	10	2402		269.137	274.750	273.571	270.632	268.937
Secondary aluminum.....	10	240229	06/97	167.495	170.988	170.255	168.425	167.371
Secondary copper, alloyed and unalloyed.....	10	2403		823.842	828.269	834.137	812.265	814.075
Secondary copper, alloyed and unalloyed.....	10	240339	06/97	539.839	542.740	546.585	532.253	533.439
Secondary precious metals.....	10	2406		476.487	470.283	480.032	499.950	505.724
Secondary precious metals.....	10	240669	06/97	564.985	557.629	569.189	592.807	599.653
All other miscellaneous secondary nonferrous metals, including lead and zinc.....	10	2408	06/11	101.896	99.299	100.703	97.242	97.242
All other miscellaneous secondary nonferrous metals, including lead and zinc.....	10	240801	06/11	101.896	99.299	100.703	97.242	97.242
Nonferrous mill shapes.....	10	25		279.843	285.204	285.303	280.590	280.837
Aluminum mill shapes.....	10	2501		235.599	241.058	242.445	237.092	235.020
Extruded aluminum shapes, including rod, bar, and wire.....	10	250162	12/04	160.193	165.228	164.625	162.555	160.513
Copper and brass mill shapes.....	10	2502		638.242	651.505	641.572	629.609	636.517
Copper and copper alloy rod, bar and shapes.....	10	250238	12/03	382.335	387.262	376.951	367.386	374.866
Copper and copper alloy pipe and tube.....	10	250239	06/04	414.791	440.741	—	—	—
Nickel and nickel-base alloy mill shapes.....	10	2504		211.533	209.457	213.190	215.917	213.838
Nickel and nickel-base alloy mill shapes.....	10	250466	12/03	153.702	152.194	154.906	156.888	155.377
Titanium and titanium-base alloy mill shapes.....	10	2505		214.552	214.552	214.519	221.154	231.342
Titanium and titanium-base alloy mill shapes.....	10	250505	12/03	190.853	190.853	190.824	196.726	205.789
Other nonferrous mill shapes.....	10	2519		291.009	292.943	296.216	292.633	296.531
All other nonferrous metal mill shapes, except precious metal.....	10	251935	12/03	273.972	276.392	279.685	277.322	277.229
Nonferrous wire and cable.....	10	26		387.849	386.135	379.383	368.862	369.000
Nonferrous wire and cable.....	10	2603	12/82	397.835	396.076	389.151	378.358	378.500
Electronic wire and cable.....	10	260301	12/82	345.344	350.102	350.102	341.250	341.250
Copper wire and cable.....	10	260314	12/86	458.519	451.317	435.969	415.851	417.209
Power wire and cable.....	10	260332	06/04	466.606	471.783	472.070	474.759	468.602
Fiber optic cable.....	10	260333	12/88	60.688	60.756	60.952	60.952	60.952
Other wire and cable.....	10	260398	06/04	228.737	233.081	236.629	235.809	237.405
Nonferrous forge shop products.....	10	27	12/83	223.353	225.259	226.273	226.244	226.210
Nonferrous forge shop products.....	10	2701	12/83	223.353	225.259	226.273	226.244	226.210
Nonferrous forge shop products.....	10	270111	12/83	224.416	226.331	227.349	227.320	227.286
Hot impression die, impact, press and upset aluminum and other nonferrous forgings.....	10	2701111	12/07	133.707	134.959	135.624	135.606	135.583
Hot impression die, impact, press and upset aluminum and aluminum alloy forgings.....	10	27011111	12/07	135.204	135.550	136.877	136.840	136.795
Hot impression die, impact, press and upset titanium and titanium alloy forgings.....	10	27011112	12/07	124.995	126.623	126.623	126.623	126.623
Other nonferrous hot impression die impact, press, and upset forgings.....	10	27011113	12/07	181.494	187.813	187.813	187.813	187.813
Nonferrous foundry shop products.....	10	28		290.181	291.548	291.438	290.278	289.985
Aluminum castings.....	10	2802		239.226	240.360	241.210	241.235	241.154
Aluminum die-castings.....	10	280207	06/83	197.957	199.023	200.004	200.021	199.912
Aluminum castings, excluding die-castings.....	10	280208	05/18	141.123	141.643	141.821	141.842	141.842
Castings, nonferrous (except aluminum).....	10	2807	12/11	156.264	156.991	155.784	153.963	153.609
Castings, nonferrous (except aluminum).....	10	280701	12/11	156.264	156.991	155.784	153.963	153.609
Nonferrous die-castings (except aluminum).....	10	2807011	12/11	136.700	138.011	135.057	134.287	134.287
Copper base castings (excluding die-castings).....	10	2807013	12/11	151.243	151.910	151.560	147.453	146.509
Metal containers.....	10	3		225.001	225.347	226.960	226.363	226.363
Metal cans and can components.....	10	31		200.991	201.128	202.911	202.911	202.911
Steel cans and tinware end products.....	10	3102		316.799	317.334	317.334	317.334	—
Steel cans and tinware end products.....	10	310231	12/01	248.335	248.754	248.754	248.754	—
Aluminum cans and can components.....	10	3103		141.814	141.814	143.923	143.923	143.923
Aluminum cans and can components.....	10	310331	12/01	167.307	167.307	169.796	169.796	169.796
Barrels, drums, pails and other metal containers.....	10	32		450.760	453.084	453.084	446.859	446.859
Barrels, drums, pails and other metal containers.....	10	3201		450.760	453.084	453.084	446.859	446.859
Steel shipping barrels and drums (excl. beer barrels) (more than 12-gallon capacity).....	10	320106	12/11	175.198	175.603	175.603	170.671	—
All other metal containers.....	10	320107	12/11	181.857	183.562	183.562	182.497	182.497
Hardware.....	10	4		284.588	284.606	284.666	284.916	284.903
Hardware, n.e.c.....	10	41		284.728	284.746	284.782	285.055	285.200
Builders' hardware.....	10	4101		334.501	334.465	334.464	334.421	334.516

See footnotes at end of table.

Table 9. Producer price indexes for commodity and service groupings and individual items, not seasonally adjusted — Continued
 [September 2024, Index base 1982=100, unless otherwise indicated]

Title	Commodity code		Other index base	Unadjusted index ¹				
	Group code	Item code		May 2024	June 2024 ^P	July 2024 ^P	Aug. 2024 ^P	Sept. 2024 ^P
Builders' hardware (lock units, key blanks, door & window hardware, cabinet hardware, etc.).....	10	410104	06/07	168.568	168.550	168.549	168.528	168.576
Transportation equipment hardware.....	10	4103		203.167	203.167	203.167	203.167	203.395
Furniture hardware.....	10	4104		317.696	317.696	317.696	323.036	323.036
Furniture hardware.....	10	410411	06/85	283.821	283.821	283.821	288.591	288.591
Other miscellaneous hardware.....	10	4105	06/85	425.028	425.577	426.155	426.744	426.744
Other miscellaneous hardware.....	10	410502	12/03	300.717	301.105	301.514	301.931	301.931
Hand and edge tools.....	10	42		293.319	293.337	293.449	293.661	293.315
Hand and edge tools.....	10	4201		293.319	293.337	293.449	293.661	293.315
Mechanics hand service tools.....	10	420135	06/06	146.201	146.244	146.502	146.992	147.065
Edge tools, hand operated.....	10	420145	06/06	176.784	176.784	176.784	176.784	175.375
All other misc handtools, including cutting dies, machine & power-driven (except metal cutting).....	10	420155	06/06	150.698	150.698	150.698	150.698	150.698
Plumbing fixtures and fittings.....	10	5		339.781	339.253	340.139	340.473	340.691
Plumbing fixture fittings and trim.....	10	54		401.289	402.157	402.157	402.157	402.157
Plumbing fixtures, fittings, and trim.....	10	5402		401.121	401.989	401.989	401.989	401.989
Lavatory and sink fittings.....	10	540218	06/98	207.903	207.903	207.903	207.903	207.903
Miscellaneous plumbing fixtures, fittings, and trim.....	10	540223	06/83	402.931	404.927	404.927	404.927	404.927
Heating equipment.....	10	6		399.797	400.154	400.267	400.697	400.883
Steam and hot water equipment.....	10	61		—	449.931	450.525	456.176	456.176
Steam and hot water equipment.....	10	6101		—	449.931	450.525	456.176	456.176
Cast iron heating boilers, radiators and convectors.....	10	610106	06/99	—	304.178	304.699	309.657	309.657
Furnaces and heaters, including parts.....	10	62		304.547	304.723	304.723	304.723	304.723
Furnaces and heaters, including parts.....	10	6201		304.547	304.723	304.723	304.723	304.723
Furnaces and heaters, including parts.....	10	620146	12/03	201.304	201.420	201.420	201.420	201.420
Warm air furnaces, including parts.....	10	6201461	12/09	177.901	—	—	—	—
Warm air furnaces.....	10	62014611	12/09	175.603	—	—	—	—
Floor and wall furnaces, unit heaters, infrared heaters, & mechanical stokers, including parts.....	10	6201462	12/09	156.078	156.392	156.392	156.392	156.392
Other heating equipment, non-electric, including parts.....	10	63		378.019	379.204	379.462	379.109	379.929
Other heating equipment, non-electric, including parts.....	10	6301		378.019	379.204	379.462	379.109	379.929
Other heating equipment, non-electric, including parts.....	10	630161	06/99	234.645	235.380	235.541	235.322	235.830
Domestic heating stoves.....	10	64		281.775	281.775	281.775	281.775	281.775
Domestic heating stoves.....	10	6401		281.775	281.775	281.775	281.775	281.775
Domestic heating stoves.....	10	640141	06/99	221.874	221.874	221.874	221.874	221.874
Domestic water heaters.....	10	66		590.622	590.622	590.622	590.622	590.622
Domestic water heaters.....	10	6601		590.622	590.622	590.622	590.622	590.622
Household water heaters, electric, for permanent installation.....	10	660101		586.639	586.639	586.639	586.639	586.639
Household water heaters, except electric.....	10	660114	12/00	359.027	359.027	359.027	359.027	359.027
Fabricated structural metal products.....	10	7		362.689	361.617	361.974	364.879	364.777
Metal doors, sash, and trim.....	10	71		434.233	435.485	437.056	436.925	436.955
Metal doors and frames (except storm).....	10	7102	06/83	411.521	413.293	415.285	415.041	415.087
Metal doors and frames (except storm).....	10	710209	06/07	213.487	214.406	215.439	215.313	215.336
Metal windows (except storm sash).....	10	7103	06/83	404.914	404.906	405.831	406.066	406.056
Metal windows (except storm sash).....	10	710313	06/97	276.439	276.434	277.065	277.225	277.219
Metal molding and trim and store fronts.....	10	7104	06/83	1,055.725	1,055.725	1,055.725	1,055.725	1,055.725
Metal molding and trim and store fronts.....	10	710413	06/83	1,055.725	1,055.725	1,055.725	1,055.725	1,055.725
Metal combination screen, storm sash, and storm doors.....	10	7105	06/83	260.223	260.223	260.223	260.223	260.223
Metal combination screen, storm sash, and storm doors.....	10	710515	06/83	260.223	260.223	260.223	260.223	260.223
Metal window and door screens (except combination screens) and metal weather strip.....	10	7107	05/16	154.042	154.042	154.042	154.042	154.042
Metal window and door screens (except combination screens) and metal weather strip.....	10	710717	05/16	154.042	154.042	154.042	154.042	154.042
Metal tanks.....	10	72		363.299	365.614	371.132	371.132	371.132
Metal tanks.....	10	7201		363.299	365.614	371.132	371.132	371.132
Metal tanks, heavy gauge, including field-erected.....	10	720123		363.299	365.614	371.132	371.132	371.132
Sheet metal products.....	10	73		323.096	323.338	322.562	322.268	321.545
Sheet metal products.....	10	7301		323.096	323.338	322.562	322.268	321.545
Sheet metal air-conditioning ducts and stove pipe.....	10	730120	12/03	288.693	288.693	288.693	289.638	289.638
Sheet metal roofing and roof drainage equipment.....	10	730170	12/03	245.590	245.590	—	—	—
Sheet metal electronic enclosures.....	10	7301C	06/11	150.730	150.728	150.553	150.459	150.432
Steel sheet metal computer & peripheral equipment enclosures.....	10	7301C1	06/11	136.836	136.839	136.672	136.505	136.474
Aluminum sheet metal computer & peripheral equipment enclosures.....	10	7301C2	06/11	179.354	179.354	179.349	179.337	179.333
Other sheet metal electronic enclosures (excl. computers).....	10	7301C3	06/11	143.985	143.977	143.762	143.733	143.707
Other sheet metal work.....	10	7301G	06/11	141.953	142.067	141.929	141.866	141.101
Aluminum and other sheet metal work.....	10	7301G3	06/11	128.626	128.816	128.584	128.479	127.192

See footnotes at end of table.

Table 9. Producer price indexes for commodity and service groupings and individual items, not seasonally adjusted — Continued
 [September 2024, Index base 1982=100, unless otherwise indicated]

Title	Commodity code		Other index base	Unadjusted index ¹				
	Group code	Item code		May 2024	June 2024 ^P	July 2024 ^P	Aug. 2024 ^P	Sept. 2024 ^P
Structural, architectural, and pre-engineered metal products.....	10	74		344.860	342.019	341.566	341.117	340.976
Fabricated structural metal.....	10	7405		331.725	328.044	328.154	329.437	329.716
Fabricated structural metal bar joists and concrete reinforcing bars.....	10	74051		288.741	283.681	283.253	286.418	286.425
Fabricated structural iron & steel for industrial bldgs metal bar joists, short span.....	10	740510	06/11	179.830	177.773	179.235	180.518	180.533
Fabricated structural iron & steel for commercial, residential, institutional, & public bldgs.....	10	740514	06/11	154.510	151.457	150.682	152.593	152.593
Other fabricated structural metal, including for bridges.....	10	74055	06/82	364.069	361.585	362.146	361.835	362.339
Fabricated structural metal for bridges.....	10	740553	12/07	167.382	156.608	158.642	157.011	159.653
Other fabricated structural iron and steel, aluminum, and other metals..	10	740554	12/07	171.202	170.981	171.070	171.070	171.070
Custom roll form products.....	10	7407		201.484	199.779	199.310	194.813	194.304
Custom roll form products.....	10	740775	06/90	190.222	188.613	188.171	183.925	183.444
Ornamental and architectural metal work.....	10	7408	12/83	568.935	569.408	569.577	570.095	570.095
Iron, steel, and aluminum stairs, staircases and fire escapes.....	10	740803	12/83	685.443	686.151	686.172	686.692	686.692
Steel and aluminum fences, gates (not wire), and railings and window guards.....	10	740813	12/97	308.307	308.482	308.252	308.407	308.407
Open metal flooring, grating and studs.....	10	740814	12/97	313.996	315.490	—	—	—
Other architectural and ornamental metal work.....	10	74082	12/97	308.962	308.938	309.284	309.284	309.284
Other aluminum and metal architectural and ornamental work.....	10	740821	12/08	210.861	210.861	211.183	211.183	211.183
Fabricated metal pipe, tube, and fittings.....	10	7411	12/11	148.585	147.186	145.228	143.157	142.218
Fabricated metal pipe, tube, and fittings.....	10	741151	12/11	148.585	147.186	145.228	143.157	142.218
Heat exchangers and steam condensers.....	10	75		444.096	444.096	455.111	461.923	463.750
Heat exchangers and steam condensers.....	10	7501		443.737	443.737	454.743	461.550	463.375
Heat exchangers and steam condensers (except for nuclear applications).....	10	750103		425.263	425.263	425.630	426.173	426.450
Fabricated steel plate.....	10	76		330.753	330.753	330.753	386.269	—
Fabricated steel plate.....	10	7601		330.753	330.753	330.753	386.269	—
Fabricated steel plate.....	10	760102	12/01	225.774	225.774	225.774	263.670	—
Prefabricated metal buildings.....	10	79		556.523	555.954	550.374	539.076	539.707
Prefabricated metal building systems (excl. farm service bldgs, residential bldgs, and parts).....	10	7901		585.688	586.499	586.499	577.334	579.131
Prefabricated metal building systems (excl. farm service bldgs, residential bldgs, and parts).....	10	790101	12/97	425.493	426.083	426.083	419.425	420.730
Farm service buildings and other prefabricated and portable buildings, steel and aluminum.....	10	7902		470.556	471.240	471.240	463.519	465.050
Farm service buildings and other prefabricated and portable buildings, steel and aluminum.....	10	790201	12/97	319.488	319.953	319.953	314.710	315.750
Panels, parts, and sections for prefabricated buildings, steel and aluminum.....	10	7903		445.751	439.633	411.673	392.012	387.917
Panels, parts, and sections for prefabricated buildings, steel and aluminum.....	10	790354		445.751	439.633	411.673	392.012	387.917
Miscellaneous metal products.....	10	8		230.237	231.692	231.751	232.148	231.535
Bolts, nuts, screws, rivets, and washers.....	10	81		330.402	330.579	330.416	330.932	330.622
Externally threaded fasteners, except aircraft types.....	10	8102	06/82	269.256	269.590	269.281	269.801	269.032
Hex bolts, including heavy, tap-and-joint.....	10	810206	06/82	218.623	218.590	216.916	220.762	215.340
Cap, set, machine, lag, flange, and self-locking screws, except aircraft types.....	10	810231		333.212	333.212	330.183	330.188	330.188
Other metal bolts, incl. square, round, plow, high-strength structural, and bent.....	10	810262	12/99	287.146	290.873	302.399	302.399	302.399
Other externally threaded metal fasteners, including studs, except aircraft types.....	10	810263	12/99	189.398	189.144	188.124	188.124	188.045
Internally threaded fasteners, except aircraft types.....	10	8103	06/82	156.220	156.220	156.220	157.553	158.092
Internally threaded fasteners, except aircraft types.....	10	810312	06/82	156.220	156.220	156.220	157.553	158.092
Nonthreaded metal fasteners, except aircraft types.....	10	8104	06/82	275.797	275.797	275.797	275.797	275.797
Nonthreaded metal fasteners, except aircraft types.....	10	810424	06/82	275.797	275.797	275.797	275.797	275.797
Aircraft fasteners, except plastics (including aerospace).....	10	8105	06/82	723.378	723.378	723.378	723.378	723.378
Aircraft fasteners, except plastics (including aerospace).....	10	810536	06/82	723.378	723.378	723.378	723.378	723.378
Formed products, except fasteners, made by cold-, warm-, or hot-heading processes.....	10	8106	06/82	301.272	301.272	301.272	301.272	301.272
Formed products, except fasteners, made by cold-, warm-, or hot-heading processes.....	10	810648	06/82	301.272	301.272	301.272	301.272	301.272
Lighting fixtures.....	10	83		227.444	227.727	227.723	227.966	227.968
Residential electric lighting fixtures, except portable.....	10	8302		258.751	258.752	258.751	259.708	259.708
Residential electric lighting fixtures, except portable.....	10	830225	06/98	179.399	179.399	179.399	180.062	180.062
Commercial, institutional and industrial electric lighting fixtures.....	10	8303		251.250	251.822	251.816	252.170	252.174
Commercial and institutional electric lighting fixtures, including parts and accessories.....	10	830302	12/04	167.616	168.069	168.064	168.345	168.348
Industrial electric lighting fixtures, including parts and accessories.....	10	830304	12/04	195.902	195.902	195.902	—	—
Other lighting equipment.....	10	8305		208.560	208.560	208.560	208.560	208.560
Outdoor lighting equipment (including parts and accessories).....	10	830522	06/85	205.355	205.355	205.355	205.355	205.355

See footnotes at end of table.

Table 9. Producer price indexes for commodity and service groupings and individual items, not seasonally adjusted — Continued
 [September 2024, Index base 1982=100, unless otherwise indicated]

Title	Commodity code		Other index base	Unadjusted index ¹				
	Group code	Item code		May 2024	June 2024 ^P	July 2024 ^P	Aug. 2024 ^P	Sept. 2024 ^P
All other miscellaneous electric and nonelectric lighting equipment, incl parts and accessories.....	10	830524	06/85	135.176	135.176	135.176	135.176	135.176
Ammunition, except for small arms.....	10	85	12/85	239.906	239.906	239.906	238.056	238.056
Ammunition, except for small arms.....	10	8501	12/85	239.906	239.906	239.906	238.056	238.056
Ammunition, except for small arms.....	10	850101	12/85	239.906	239.906	239.906	238.056	238.056
Ordnance and ordnance accessories, n.e.c.....	10	86	12/85	250.190	250.190	250.190	250.190	250.190
Ordnance and ordnance accessories, n.e.c.....	10	8601	12/85	250.190	250.190	250.190	250.190	250.190
Ordnance and ordnance accessories, n.e.c.....	10	860101	12/85	250.190	250.190	250.190	250.190	250.190
Fabricated ferrous wire products.....	10	88	06/82	337.435	349.063	348.643	348.046	348.007
Ferrous wire rope, cable, forms and strand.....	10	8801	06/82	305.811	306.206	306.206	306.717	306.717
Ferrous wire rope, cable, forms and strand.....	10	880101	06/82	305.811	306.206	306.206	306.717	306.717
Ferrous wire cloth, other woven wire products.....	10	8807	06/82	213.882	213.882	213.882	213.882	213.882
Ferrous wire cloth, other woven wire products.....	10	880701	06/82	213.882	213.882	213.882	213.882	213.882
Other fabricated ferrous wire products.....	10	8809	06/82	340.636	357.564	357.425	356.381	356.225
Steel fencing and fence gates.....	10	880993	06/09	141.913	141.985	141.481	142.489	141.985
Other fabricated ferrous wire products, n.e.c.....	10	880996	12/11	160.203	169.338	169.347	168.614	168.614
Steel nails, staples, tacks, spikes and brads.....	10	8812	06/09	206.773	206.867	202.751	202.547	203.414
Steel nails, staples, tacks, spikes and brads.....	10	881201	06/09	206.773	206.867	202.751	202.547	203.414
Other miscellaneous metal products.....	10	89		210.114	211.124	211.245	211.736	210.980
Wire springs.....	10	8904		426.296	426.296	426.295	426.150	397.655
Precision mechanical wire springs.....	10	890424		280.240	280.240	280.239	279.883	280.101
Precision mechanical extension- and torsion-type wire springs.....	10	8904241	12/09	151.704	151.704	151.704	151.194	151.194
Precision mechanical compression-type springs.....	10	8904242	12/09	168.191	168.191	168.190	168.190	168.400
Other metal products.....	10	8905		188.797	190.188	190.332	190.879	190.736
Automotive job stampings.....	10	890507		131.207	131.210	131.349	131.509	131.509
Precision turned products, automotive.....	10	890521	12/83	163.817	178.595	178.595	178.595	178.595
Precision turned products, except automotive.....	10	890522	12/83	259.106	259.106	260.907	262.418	262.418
Metal powders, paste, and flake.....	10	890564	06/85	245.215	244.930	244.853	245.774	244.029
Powder metallurgy parts, except bearings, gears, etc.....	10	890571	12/91	139.877	139.877	139.844	-	-
Other fabricated metal products.....	10	890589	06/85	246.121	248.310	246.459	247.864	247.426
Metal stampings n.e.c.....	10	8907	06/84	258.065	256.086	255.980	256.476	256.263
Metal job stampings, except automotive.....	10	890701		296.518	295.889	296.678	296.889	297.755
Recreational vehicle metal job stamping.....	10	8907011	12/10	181.178	181.178	184.900	185.139	189.345
Motor and generator metal job stamping.....	10	8907012	12/10	115.930	118.380	117.878	117.973	117.973
Other metal job stampings.....	10	8907013	12/10	148.181	148.149	148.153	148.257	148.223
Other metal stampings, n.e.c., incl. stamped and pressed metal, and crowns and closures.....	10	890709	01/24	98.923	97.258	96.714	97.102	96.408
Metal foil and leaf.....	10	8908	12/84	212.127	212.127	212.127	211.303	211.303
Flexible packaging foil.....	10	890811	12/84	189.216	189.216	189.216	188.481	188.481
Heavy gauge springs.....	10	8909	06/04	291.316	291.337	291.755	291.378	290.951
Cold formed steel springs, except wire.....	10	890913	06/04	395.807	395.847	396.652	395.926	395.346
Machinery and equipment.....	11	-		179.153	179.374	179.356	179.800	179.956
Agricultural machinery and equipment.....	11	1		320.907	320.852	319.254	318.620	319.266
Agricultural machinery and equipment.....	11	14	12/02	200.900	200.865	199.865	199.468	199.872
Commercial turf and grounds care equipment, including parts and attachments.....	11	1401	12/02	163.296	163.296	163.296	163.024	163.937
Commercial turf and grounds care equipment, including parts and attachments.....	11	140111	12/02	163.296	163.296	163.296	163.024	163.937
Farm plows, harrows, rollers, pulverizers, etc., and attachments.....	11	1402	12/02	287.051	287.051	287.051	287.988	287.988
Farm plows, harrows, rollers, pulverizers, etc., and attachments.....	11	140211	12/02	287.051	287.051	287.051	287.988	287.988
Farm dairy equipment, sprayers and dusters, farm blowers, and attachments.....	11	1404	12/02	175.300	175.300	175.300	175.300	175.552
Farm dairy equipment, sprayers and dusters, farm blowers, and attachments.....	11	140411	12/02	175.300	175.300	175.300	175.300	175.552
Planting, seeding, and fertilizing machinery and attachments.....	11	1405	12/02	204.793	204.793	197.220	195.288	195.288
Planting, seeding, and fertilizing machinery and attachments.....	11	140511	12/02	204.793	204.793	197.220	195.288	195.288
Harvesting machinery (except hay and straw) and attachments.....	11	1406	12/82	341.407	341.801	341.801	341.801	343.263
Harvesting machinery (except hay and straw) and attachments.....	11	140611	12/82	341.407	341.801	341.801	341.801	343.263
Haying machinery and attachments.....	11	1407	12/82	332.312	332.312	332.312	332.400	334.761
Haying machinery and attachments.....	11	140711	12/82	332.312	332.312	332.312	332.400	334.761
All other farm machinery and equipment, excluding parts, including attachments.....	11	1408	12/02	239.761	239.761	239.642	240.095	240.132
All other farm machinery and equipment, excluding parts, including attachments.....	11	140811	12/02	239.761	239.761	239.642	240.095	240.132
Parts for farm machinery, for sale separately.....	11	1409	12/02	189.297	188.518	187.778	185.072	184.918
Parts for farm machinery, for sale separately.....	11	140911	12/02	189.297	188.518	187.778	185.072	184.918
Construction machinery and equipment.....	11	2		307.083	307.270	307.808	307.569	307.244
Tractors and attachments, ex. parts.....	11	2A	12/99	200.516	200.516	201.445	201.096	200.538

See footnotes at end of table.

Table 9. Producer price indexes for commodity and service groupings and individual items, not seasonally adjusted — Continued
 [September 2024, Index base 1982=100, unless otherwise indicated]

Title	Commodity code		Other index base	Unadjusted index ¹				
	Group code	Item code		May 2024	June 2024 ^P	July 2024 ^P	Aug. 2024 ^P	Sept. 2024 ^P
Construction machinery for mounting (excluding parts, winches, snow clearing attachments).....	11	2A03	12/99	195.184	195.184	195.600	195.600	192.174
Construction machinery for mounting (excluding parts, winches, snow clearing attachments).....	11	2A0302	12/99	195.184	195.184	195.600	195.600	192.174
Tractor shovel loaders (skid steer, wheel, crawler, and integral design backhoes).....	11	2A04		286.598	286.598	289.044	289.044	289.044
Tractor shovel loaders (skid steer, wheel, crawler, and integral design backhoes).....	11	2A0406	06/86	273.329	273.329	275.662	275.662	275.662
Construction wheel and crawler tractors, dozers, self-propelled log skidders, etc.....	11	2A05	12/03	198.906	198.906	198.906	197.881	197.881
Construction wheel and crawler tractors, dozers, self-propelled log skidders, etc.....	11	2A0501	12/03	198.906	198.906	198.906	197.881	197.881
Power cranes, draglines, & shovels (excavators) (incl. surface mining equipment) (excl. parts).....	11	2B	12/99	196.747	196.747	197.002	196.945	196.945
Power cranes, draglines, & shovels (excavators) (incl. surface mining equip.) (excluding parts).....	11	2B05	12/99	196.747	196.747	197.002	196.945	196.945
Power cranes, draglines, & shovels (excavators) (incl. surface mining equip.) (excluding parts).....	11	2B0504	12/99	196.747	196.747	197.002	196.945	196.945
Mixers, pavers, and related equipment (excluding parts).....	11	2C		326.481	326.481	326.481	326.481	326.481
Mixers, pavers, and related equipment (excluding parts).....	11	2C01		326.481	326.481	326.481	326.481	326.481
Mixers, pavers, and related equipment (excluding parts).....	11	2C0109	12/99	234.431	234.431	234.431	234.431	234.431
Off-highway, equipment, ex. parts.....	11	2D	12/99	216.088	216.088	219.180	219.180	219.180
Graders, rollers & compactors, rough-terrain forklifts, scrapers, trenchers, etc. (excl. parts).....	11	2D03	12/03	212.974	212.974	212.974	212.974	212.974
Graders, rollers & compactors, rough-terrain forklifts, scrapers, trenchers, etc. (excl. parts).....	11	2D0301	12/03	212.974	212.974	212.974	212.974	212.974
Misc. construction machinery and equipment.....	11	2J	12/05	179.833	180.468	180.468	180.468	180.468
Winches, aerial work platforms, and automotive wrecker hoists, including parts and attachments.....	11	2J01	12/05	188.537	188.537	188.537	188.537	188.537
Winches, aerial work platforms, and automotive wrecker hoists, including parts and attachments.....	11	2J0101	12/03	237.483	237.483	237.483	237.483	237.483
Other construction machinery and equipment (excluding parts).....	11	2J03	12/03	193.503	194.760	194.760	194.760	194.760
Other construction machinery and equipment (excluding parts).....	11	2J0301	12/03	193.503	194.760	194.760	194.760	194.760
Parts for construction machinery and equipment, sold separately.....	11	2K	12/99	216.156	215.346	213.972	213.341	212.496
Parts for construction machinery and equipment, sold separately.....	11	2K01	12/99	216.156	215.346	213.972	213.341	212.496
Parts for cranes, draglines, and shovels (including surface mining equipment) (sold separately).....	11	2K0101	12/11	191.279	189.651	186.214	184.947	184.947
Parts for off-highway wheel tractors and shovel loaders (sold separately).....	11	2K0102	12/11	136.164	136.164	136.164	136.164	136.164
Parts for other construction machinery (sold separately).....	11	2K0103	12/11	147.187	147.187	147.657	147.655	146.481
Metalworking machinery and equipment.....	11	3		249.992	250.216	250.466	250.572	250.592
Power-driven handtools, including parts and attachments.....	11	32		244.162	244.164	244.293	244.293	244.293
Power-driven handtools, including parts and attachments.....	11	3211	12/04	166.315	166.316	166.404	166.404	166.404
Power-driven handtools, including parts and attachments.....	11	321101	12/04	166.315	166.316	166.404	166.404	166.404
Power-driven handtools, pneumatic, hydraulic, and powder-actuated.....	11	3211011	06/11	167.005	167.007	167.171	167.171	167.171
Power-driven handtools, electric (except battery powered), including parts.....	11	3211014	06/11	156.215	156.215	156.215	156.215	156.215
Welding machines and equipment.....	11	33		409.852	411.267	411.267	411.485	411.617
Arc welding machines, components, and accessories, excluding electrodes and stud welding equip.....	11	3301		449.116	449.116	449.116	449.116	449.196
Arc welding machines, components, and accessories, excluding electrodes and stud welding equip.....	11	330175	12/97	295.076	295.076	295.076	295.076	295.128
Resistance welders, components, accessories, and electrodes.....	11	3302		308.087	318.095	318.095	318.095	318.095
Resistance welders, components, accessories, and electrodes.....	11	330276	12/84	285.509	294.784	294.784	294.784	294.784
Gas welding and cutting equipment, parts, attachments, and accessories.....	11	3304		277.999	277.999	277.999	277.999	278.146
Gas welding and cutting equipment, parts, attachments, and accessories.....	11	330461	06/83	273.428	273.428	273.428	273.428	273.572
Other welding equipment, components, and accessories (excluding arc, resistance, and gas).....	11	3306	12/00	156.461	156.461	156.461	157.518	157.868
Other welding equipment, components, and accessories (excluding arc, resistance, and gas).....	11	330629	12/00	156.461	156.461	156.461	157.518	157.868
Industrial process furnaces and ovens.....	11	34		287.995	288.102	288.102	289.284	289.478
Industrial process furnaces and ovens, except parts and attachments.....	11	3407	12/04	175.284	175.373	175.373	176.134	176.295
Industrial process furnaces and ovens, except parts and attachments.....	11	340711	12/04	175.284	175.373	175.373	176.134	176.295
Parts and attachments for industrial process furnaces and ovens.....	11	3409	06/11	157.964	157.964	157.964	158.513	158.513
Parts and attachments for industrial process furnaces and ovens.....	11	340901	06/11	157.964	157.964	157.964	158.513	158.513
Cutting tools and accessories.....	11	35		238.176	238.365	238.331	238.362	238.367
Small cutting tools.....	11	3501		222.583	222.796	222.751	222.792	222.799
End mills and milling cutters.....	11	350144	12/11	124.260	124.354	124.136	123.954	123.938
Threading tools, including blanks, tips and inserts.....	11	350145	12/11	121.970	121.970	121.970	121.970	122.075

See footnotes at end of table.

Table 9. Producer price indexes for commodity and service groupings and individual items, not seasonally adjusted — Continued
 [September 2024, Index base 1982=100, unless otherwise indicated]

Title	Commodity code		Other index base	Unadjusted index ¹				
	Group code	Item code		May 2024	June 2024 ^P	July 2024 ^P	Aug. 2024 ^P	Sept. 2024 ^P
Carbon and high-speed steel, shank, solid, tipped carbide twist drills. . .	11	350146	12/11	130.943	130.973	130.973	130.973	130.973
Taps, carbide indexible, and throwaway inserts for machine tools.	11	350147	12/11	139.342	139.342	139.342	140.242	140.242
Other cutting tools for machine tools, excluding tips and blanks.	11	350149	12/11	129.442	129.601	129.601	129.601	129.601
Other machine tool attachments and accessories.	11	3505	06/83	282.342	282.612	282.612	282.612	282.612
Other machine tool attachments and accessories.	11	350501	06/83	282.342	282.612	282.612	282.612	282.612
Abrasive products.	11	36		277.885	277.951	277.193	277.233	277.233
Nonmetallic sized grains, powders, and flour abrasives (incl. graded only).	11	3601		199.383	199.383	199.383	199.383	199.383
Nonmetallic sized grains, powders, and flour abrasives (incl. graded only).	11	360105	06/87	256.688	256.688	256.688	256.688	256.688
Nonmetallic abrasive products (including diamond abrasives).	11	3603		272.853	273.145	273.121	272.995	272.995
Nonmetallic abrasive products (including diamond abrasives).	11	360311	06/87	249.776	250.043	250.021	249.906	249.906
Nonmetallic coated abrasive products and buffing wheels, polishing wheels, and laps.	11	3605		332.264	332.264	332.264	332.443	332.443
Nonmetallic coated abrasive products and buffing wheels, polishing wheels, and laps.	11	360505		245.940	245.940	245.940	246.072	246.072
Metal cutting machine tools.	11	37		233.766	233.798	233.798	233.798	233.798
Other metal-cutting machine tools.	11	3720	12/09	125.772	125.772	125.772	125.772	125.772
Other metal-cutting machine tools.	11	372041	12/09	125.772	125.772	125.772	125.772	125.772
Metal machining centers.	11	3721	12/09	132.026	132.026	132.026	132.026	132.026
Metal machining centers.	11	372121	12/09	132.026	132.026	132.026	132.026	132.026
Rebuilt metal-cutting machine tools and parts for metal-cutting machine tools.	11	3753	12/02	165.000	165.000	165.000	165.000	165.000
Rebuilt metal-cutting machine tools and parts for metal-cutting machine tools.	11	375311	12/02	165.000	165.000	165.000	165.000	165.000
Metal forming machine tools.	11	38		298.037	298.037	298.037	301.647	301.647
Metal-forming machine tools (except rebuilt and parts).	11	3826	12/09	154.678	154.678	154.678	154.678	154.678
Metal punching and shearing (power & manual), and bending and forming machines (power only).	11	382611		220.238	220.238	220.238	220.238	220.238
Rebuilt metal-forming machine tools and parts for metal-forming machine tools.	11	3852	12/02	160.175	160.175	160.175	166.318	166.318
Rebuilt metal-forming machine tools and parts for metal-forming machine tools.	11	385205	12/02	160.175	160.175	160.175	166.318	166.318
Tools, dies, jigs, fixtures & ind. molds.	11	39		191.783	191.797	192.581	192.581	192.581
Special tools, dies, jigs, and fixtures.	11	3901		207.442	207.442	208.837	208.837	208.837
Special tools, dies, jigs, and fixtures.	11	390135	12/03	136.097	136.097	137.012	137.012	137.012
Jigs and fixtures, including parts.	11	3901351	06/10	141.944	141.944	142.206	142.206	142.206
Metalworking dies and die sets.	11	3901353	06/10	121.344	121.344	123.012	123.012	123.012
Standard punches, industrial prototypes, die parts & other special tooling for dies.	11	3901357	06/10	133.794	133.794	134.570	134.570	134.570
Industrial molds and mold boxes.	11	3903		170.914	170.944	170.949	170.949	170.949
Industrial injection-type molds made of metal for plastics.	11	390312	12/09	127.178	127.178	127.178	127.178	—
Other industrial molds and mold boxes.	11	390331	12/09	137.780	137.816	137.821	137.821	137.821
Metalworking machinery n. e. c.	11	3A	06/83	271.059	272.025	271.969	271.021	271.021
Rolling mill and other metalworking machinery, including assembly machines.	11	3A03	09/23	101.787	102.150	102.129	101.773	101.773
Rolling mill and other metalworking machinery, including assembly machines.	11	3A0310	09/23	101.787	102.150	102.129	101.773	101.773
General purpose machinery and equipment.	11	4		340.145	340.269	340.534	343.093	342.518
Pumps, compressors, and equipment.	11	41		369.400	369.206	370.825	372.084	372.285
Industrial pumps, except hydraulic fluid power pumps.	11	4102		388.830	388.830	394.079	395.049	395.049
Industrial pumps, except hydraulic fluid power pumps.	11	410212	12/97	248.092	248.092	251.441	252.060	252.060
Parts and attachments for air and gas compressors and vacuum pumps.	11	4107	06/84	419.017	414.169	414.169	414.169	414.169
Parts and attachments for air and gas compressors, ex. refrigeration, ice making, & a/c.	11	410701	06/84	419.017	414.169	414.169	414.169	414.169
Domestic water systems.	11	4113	12/03	221.723	221.723	221.723	221.723	221.723
Domestic water systems.	11	411311	12/03	221.723	221.723	221.723	221.723	221.723
Air and gas compressors and vacuum pumps.	11	4115	06/05	236.655	236.655	236.825	236.825	237.291
Air and gas compressors and vacuum pumps.	11	411501	06/05	236.655	236.655	236.825	236.825	237.291
Other pumps, including parts and attachments.	11	4119	12/83	364.085	364.085	364.085	368.324	368.324
Parts and attachments for pumps.	11	411911	12/83	436.480	436.480	436.480	436.480	436.480
All other pumps, including domestic sump, oil well, and oil field pumps.	11	411915	12/97	197.965	197.965	197.965	201.289	201.289
Oil-well and oil-field pumps.	11	4119153	12/09	114.662	114.662	114.662	114.662	114.662
Other pumps, except automotive circulating pumps, and measuring & dispensing pumps.	11	4119155	12/09	163.991	163.991	163.991	167.153	167.153
Elevators, escalators, and other lifts.	11	42		214.921	214.848	214.848	214.780	217.641
Elevators and moving stairways.	11	4201		207.954	207.954	207.954	207.954	211.232
Elevators and moving stairways.	11	420112	12/03	181.689	181.689	181.689	181.689	184.553
Parts and attachments for elevators and moving stairs (sold separately).	11	4202		250.186	249.599	249.599	249.049	248.721

See footnotes at end of table.

Table 9. Producer price indexes for commodity and service groupings and individual items, not seasonally adjusted — Continued
 [September 2024, Index base 1982=100, unless otherwise indicated]

Title	Commodity code		Other index base	Unadjusted index ¹				
	Group code	Item code		May 2024	June 2024 ^P	July 2024 ^P	Aug. 2024 ^P	Sept. 2024 ^P
Parts and attachments for elevators and moving stairs (sold separately).....	11	420221		250.186	249.599	249.599	249.049	248.721
Fluid power equipment.....	11	43		373.705	373.822	373.818	384.637	384.725
Fluid power pumps and parts.....	11	4301		298.279	298.954	298.977	298.977	298.977
Fluid power pumps and motors, including parts.....	11	430114		298.279	298.954	298.977	298.977	298.977
Fluid power valves.....	11	4302		365.740	365.740	365.744	365.744	365.744
Fluid power valves.....	11	430201	12/82	356.802	356.802	356.806	356.806	356.806
Nonaerospace type hydraulic directional control valves.....	11	4302013	12/07	175.388	175.388	175.388	175.388	175.388
Nonaerospace type pneumatic directional control valves.....	11	4302015	12/07	173.848	173.848	173.868	173.868	173.868
Aerospace type fluid power valves.....	11	430201A	06/09	155.751	155.751	155.751	155.751	155.751
Fluid power cylinders, actuators, accumulators, cushions, & parts.....	11	4303		328.442	328.442	328.417	331.615	331.615
Non-aerospace hydraulic & all aerospace-type fluid power cylinders.....	11	430312	06/98	227.873	227.873	227.838	228.233	228.233
Parts for hydraulic & pneumatic cylinders and actuators.....	11	430315	06/98	291.981	291.981	291.981	302.141	302.141
Fluid power hose and tube fittings.....	11	4304		526.898	526.783	526.783	574.444	574.877
Fluid power hose and tube fittings.....	11	430406		526.898	526.783	526.783	574.444	574.877
Nonaerospace type flared (metal) fittings, couplings, and assemblies.....	11	4304062	06/09	147.307	147.307	147.307	147.307	147.307
Parts for fluid power valves.....	11	4305	06/91	242.706	242.706	242.706	242.706	242.706
Parts for fluid power valves.....	11	430501	06/91	242.706	242.706	242.706	242.706	242.706
Industrial material handling equipment.....	11	44		308.825	309.124	309.237	309.311	309.304
Conveying equipment, except parts and accessories.....	11	4402		316.581	317.167	317.523	317.721	317.602
Unit handling conveyors and conveying systems.....	11	440212	06/84	250.691	251.490	251.662	251.662	251.422
Unit handling gravity and trolley conveyors and conveying systems.....	11	4402122	06/09	146.878	147.621	147.621	147.621	147.607
All other unit handling conveyors, including tow, belt, roller, pneumatic, portable, etc.....	11	4402124	06/09	150.031	150.031	150.309	150.309	149.944
Bulk material handling conveyors and conveying systems.....	11	440216	06/84	342.302	342.302	342.895	343.406	343.555
Industrial trucks, trailers, and stackers.....	11	4403		287.670	287.537	287.451	287.451	287.451
Industrial trucks, tractors, mobile straddle carriers & cranes, & automatic stacking machines.....	11	44035	12/11	159.635	159.538	159.477	159.477	159.477
Work trucks with lifting & handling equipment, riding, electric, self-propelled.....	11	440353	06/02	238.848	238.848	238.367	238.367	238.367
Work trucks with lifting & handling equipment, non-riding electric or any non-electric.....	11	440356	06/02	191.534	191.345	191.345	191.345	191.345
Work trucks not fitted with lifting & handling equipment, electric or non-electric.....	11	440357	06/02	213.780	213.582	213.599	213.599	213.599
Bulk powered material moving equipment, dock boards, and metal pallets and skids.....	11	440358	06/02	204.679	204.679	204.679	204.679	204.679
Parts and attachments for industrial trucks and tractors.....	11	440378	12/86	367.988	368.019	368.019	368.019	368.019
Hoists, overhead cranes, and monorail systems.....	11	4404		367.547	367.547	367.749	367.749	368.093
Hoists and parts and attachments for hoists (sold separately).....	11	440481	12/84	347.092	347.092	347.441	347.441	348.036
Overhead traveling cranes and monorail systems, including parts and attachments sold separately.....	11	440485	12/84	345.156	345.156	345.156	345.156	345.156
Parts and accessories for conveyors and conveying systems.....	11	4406	09/18	140.815	141.618	141.618	141.618	141.649
Parts and accessories for unit handling conveyors and conveying systems.....	11	440601	06/84	303.253	303.253	303.253	303.253	303.444
Parts and accessories for bulk material handling conveyors and conveying systems.....	11	440602	06/84	505.050	509.508	509.508	509.508	509.508
Mechanical power transmission equipment.....	11	45		373.470	374.899	377.399	377.880	377.881
Speed changers, drives, gears.....	11	4501		364.035	367.362	370.776	370.590	370.590
Loose gear, pinions and racks.....	11	450108	12/83	264.183	265.055	268.759	268.759	-
Speed changers and industrial high speed drives & parts other than loose gearing.....	11	450117	12/03	213.508	216.574	217.690	217.483	217.483
Other power transmission equipment.....	11	4502	12/84	358.370	358.604	360.428	361.275	361.275
Mechanical power transmission equipment, excl. speed changers, drives, & gears.....	11	450212	12/03	238.261	238.449	239.826	240.507	240.507
Scales and balances.....	11	46		239.809	239.809	240.092	240.092	240.092
Vehicle and industrial scales.....	11	4611	12/91	207.211	207.211	207.254	207.254	207.254
Vehicle and industrial scales.....	11	461101	06/03	180.223	180.223	180.260	180.260	180.260
Motor truck and railroad track scales.....	11	4611011	12/10	155.136	155.136	155.136	155.136	155.136
Industrial scales (including automatic checkweigher and bulkweigher scales).....	11	4611012	12/10	177.655	177.655	177.813	177.813	177.813
Miscellaneous non-vehicle scales (crane, susp., tank, hopper, measuring dev, lab, bulk conveyer).....	11	4611013	12/10	152.004	152.004	152.004	152.004	152.004
Retail, commercial, household, and mailing scales and balances.....	11	4612	12/91	202.655	202.655	203.320	203.320	203.320
Retail, commercial, household, and mailing scales and balances.....	11	461201	06/03	186.026	186.026	186.637	186.637	186.637
Parts, attachments, and accessories for scales and balances.....	11	4613	12/91	279.628	279.628	280.730	280.730	280.730
Parts, attachments, and accessories for scales and balances.....	11	461301	06/03	273.249	273.249	274.325	274.325	274.325
Air purification equipment and industrial and commercial fans and blowers.....	11	47		304.428	304.316	304.321	304.335	304.318
Fan, blower, air purification equipment.....	11	4701		304.428	304.316	304.321	304.335	304.318
Dust collection and other air purification equipment for cleaning incoming air.....	11	470143	12/83	257.109	256.848	256.848	256.848	256.807

See footnotes at end of table.

Table 9. Producer price indexes for commodity and service groupings and individual items, not seasonally adjusted — Continued
 [September 2024, Index base 1982=100, unless otherwise indicated]

Title	Commodity code		Other index base	Unadjusted index ¹				
	Group code	Item code		May 2024	June 2024 ^P	July 2024 ^P	Aug. 2024 ^P	Sept. 2024 ^P
Air filters for air-conditioners and furnaces, etc., of 2400 CFM or less, except parts.....	11	4701431	06/09	168.614	168.614	168.614	168.614	168.614
Other dust collection and air purification equipment, except parts.....	11	4701432	06/09	147.791	147.791	147.791	147.791	147.791
Parts for dust collection and air purification equipment.....	11	4701433	06/09	144.207	143.560	143.560	143.560	143.457
Industrial and commercial fans and blowers.....	11	470145	12/03	240.119	240.119	240.129	240.153	240.153
Centrifugal blower filter units, and classes I-IV centrifugal fans, except parts.....	11	4701452	06/09	194.444	194.444	194.444	194.444	194.444
Other centrifugal fans and blowers, except parts.....	11	4701453	06/09	192.482	192.482	192.482	192.482	192.482
Axial fans and industrial propeller fans, except parts.....	11	4701457	06/09	162.890	162.890	162.890	162.890	162.890
Power roof ventilators, except parts.....	11	4701458	06/09	175.331	175.331	175.331	175.331	175.331
Parts and accessories for fans and blowers.....	11	4701459	06/09	188.298	188.298	188.389	188.622	188.622
Air conditioning and refrigeration equip.....	11	48		299.652	298.962	299.158	303.495	299.681
Unitary air-conditioners, except air source heat pumps.....	11	4802		278.398	276.851	277.747	289.448	279.644
Unitary air-conditioners, except air source heat pumps.....	11	480222	06/97	227.005	225.743	226.474	236.015	228.020
Commercial refrigeration equipment.....	11	4803		411.835	411.835	413.467	413.718	413.718
Commercial refrigeration equipment.....	11	480331	06/97	266.927	266.927	267.985	268.148	268.148
All other miscellaneous refrigeration and air-conditioning equipment.....	11	4806		361.493	361.493	361.916	361.916	361.916
All other miscellaneous refrigeration and air-conditioning equipment.....	11	480631	06/97	250.331	250.331	250.624	250.624	250.624
Heat transfer equipment, including heat pumps.....	11	4807	12/11	175.564	174.976	173.818	175.756	173.542
Heat transfer equipment, except dehumidifiers.....	11	480732	12/03	253.945	254.364	253.685	255.755	252.476
Heat pumps.....	11	480734	12/09	151.795	147.568	143.642	147.469	145.780
Parts and accessories for air conditioning and heat transfer equipment.....	11	4809	12/89	269.716	269.716	270.010	270.010	269.999
Parts and accessories for air conditioning and heat transfer equipment.....	11	480901	12/89	269.716	269.716	270.010	270.010	269.999
Refrigeration condensing units.....	11	4815	01/19	159.721	159.721	159.721	159.721	159.721
Refrigeration condensing units.....	11	481511	01/19	159.721	159.721	159.721	159.721	159.721
Miscellaneous general purpose equipment.....	11	49		374.521	375.504	374.714	374.460	375.568
Metal valves, except fluid power.....	11	4902	12/82	444.859	444.859	441.353	441.353	445.617
Gates, globes, angles, and checks.....	11	490201	12/82	481.495	481.495	470.949	470.949	478.208
Gates, globes, angles, straightway (Y-type) checks, stop & check, 3- & 4-way, etc.....	11	4902011	06/09	171.482	171.482	171.482	171.482	173.549
Industrial valves for water works and municipal equipment.....	11	4902012	06/09	162.008	162.008	155.965	155.965	158.751
Industrial ball valves, incl. manual and power operated.....	11	490202	12/82	570.179	570.178	570.181	570.180	584.173
Industrial butterfly valves, incl. manual and power operated.....	11	490203	12/82	317.984	317.984	-	-	-
Industrial plug valves.....	11	490204	12/82	325.431	325.431	325.431	325.431	325.431
Other industrial valves, including nuclear.....	11	490209	12/82	407.872	407.872	407.872	407.872	407.872
Automatic regulating and control valves.....	11	490211	12/98	263.709	263.709	263.709	263.709	263.709
Metal pipe fittings, flanges, and unions.....	11	4903	12/82	496.643	509.697	509.789	509.760	509.741
Metal pipe fittings, flanges, and unions.....	11	490301	12/82	496.643	509.697	509.789	509.760	509.741
Ball and roller bearings.....	11	4905		344.446	344.595	344.919	344.918	344.698
Ball bearings, complete, unmounted.....	11	490531	12/03	171.548	171.559	171.559	171.559	171.559
Mounted bearings, except plain.....	11	490534	06/83	481.306	481.753	493.970	493.970	485.661
Parts and components for ball and roller bearings, incl. balls and rollers.....	11	490535	06/83	191.439	192.241	192.241	192.236	192.237
Tapered roller bearings (including cups & cones), unmounted.....	11	490537	06/83	406.141	406.141	406.141	406.141	406.141
Other roller bearings, unmounted.....	11	490538	06/83	388.584	388.584	388.584	388.584	388.584
Industrial patterns.....	11	4907	12/84	208.848	208.848	208.836	208.836	208.836
Industrial patterns.....	11	490701	12/84	208.848	208.848	208.836	208.836	208.836
Filters and strainers.....	11	4908	12/84	332.260	332.697	332.217	332.225	333.061
Filters and strainers, except fluid power.....	11	490805	12/03	201.521	201.978	201.477	201.485	202.358
Industrial filters and strainers and reusable media, except fluid power.....	11	4908051	12/11	148.778	149.180	148.725	148.704	149.468
Nonreusable media for filters and strainers, except fluid power.....	11	4908052	12/11	147.274	147.274	147.274	147.297	147.297
Parts and accessories for filters and strainers, except fluid power.....	11	4908053	12/11	164.451	164.704	164.574	164.841	165.350
Other miscellaneous general purpose equipment.....	11	4911	12/84	266.194	265.755	266.200	265.536	265.195
Other miscellaneous general purpose equipment.....	11	491102	06/07	157.817	157.557	157.820	157.427	157.224
Electronic computers and computer equipment.....	11	5	02/23	97.875	97.805	96.880	98.274	99.895
Electronic computers.....	11	51	02/23	99.063	99.268	96.868	100.599	103.918
Electronic computers.....	11	5101	02/23	99.063	99.268	96.868	100.599	103.918
Personal computers and workstations (excluding portable computers).....	11	510114	02/23	100.546	100.617	100.714	100.749	100.813
Portable computers, laptops, tablets and other single user computers.....	11	510115	02/23	95.528	95.691	95.509	95.265	95.303
Host computers, multiusers (mainframes, UNIX and PC servers).....	11	510116	02/23	97.505	97.742	94.912	99.318	103.218
Computer storage devices.....	11	52	12/04	47.026	46.749	46.749	46.666	47.300
Computer storage devices (except parts, attachments and accessories).....	11	5201	12/04	46.389	46.107	46.107	46.022	46.668
Computer storage devices (except parts, attachments and accessories).....	11	520101	12/04	46.389	46.107	46.107	46.022	46.668
Computer peripheral equipment and parts.....	11	54	12/98	85.347	85.347	85.347	85.347	85.347
Parts, attachments, and accessories for computer terminals and peripherals.....	11	5405	12/98	152.930	152.930	152.930	152.930	152.930

See footnotes at end of table.

Table 9. Producer price indexes for commodity and service groupings and individual items, not seasonally adjusted — Continued
 [September 2024, Index base 1982=100, unless otherwise indicated]

Title	Commodity code		Other index base	Unadjusted index ¹				
	Group code	Item code		May 2024	June 2024 ^P	July 2024 ^P	Aug. 2024 ^P	Sept. 2024 ^P
Parts, attachments, and accessories for computer terminals and peripherals.....	11	540501	12/98	152.930	152.930	152.930	152.930	152.930
Computer terminals (including POS and funds-transfer devices) and other computer peripherals.....	11	5406	06/99	62.292	62.292	62.292	62.292	62.292
Computer terminals (including POS and funds-transfer devices) and other computer peripherals.....	11	540602	06/07	65.114	65.114	65.114	65.114	65.114
Special industry machinery and equipment.....	11	6		284.916	285.333	285.403	286.213	286.515
Food products machinery.....	11	61		383.785	384.189	384.231	384.317	384.504
Dairy and milk products plant machinery and equipment.....	11	6101		364.909	366.986	366.986	366.986	366.986
Dairy and milk products plant machinery and equipment.....	11	610111	12/83	356.968	359.001	359.001	359.001	359.001
Commercial food products machinery (except packaging and cooking equipment).....	11	6104		340.799	340.814	340.823	340.920	341.045
Commercial food products machinery (except packaging and cooking equipment).....	11	610409	12/83	336.217	336.232	336.240	336.336	336.459
Industrial food products machinery for processing foods, beverages, & animal & fowl feed.....	11	6105	12/83	391.503	391.940	392.037	392.116	392.419
Industrial food products machinery for processing foods, beverages, & animal & fowl feed.....	11	610501	12/83	391.503	391.940	392.037	392.116	392.419
Other industrial food and feed machinery.....	11	6105012	12/12	150.551	150.918	151.018	151.018	151.018
Machinery for sorting, grading, and cleaning fruits, vegetables, eggs, and for processing meat.....	11	6105013	12/12	159.216	159.274	159.274	159.273	159.273
Parts and attachments for industrial food and feed products machinery.....	11	6105014	12/12	146.838	146.838	146.838	147.190	148.507
Textile machinery and equipment.....	11	62		185.571	185.571	185.571	185.571	185.571
Textile machinery (except parts, attachments, and accessories).....	11	6212	06/86	158.331	158.331	158.331	158.331	158.331
Textile machinery (except parts, attachments, and accessories).....	11	621201	06/86	158.331	158.331	158.331	158.331	158.331
Textile machinery parts and attachments.....	11	6277		202.872	202.872	202.872	202.872	202.872
Textile machinery parts and attachments.....	11	627701	06/86	182.071	182.071	182.071	182.071	182.071
Sawmill and woodworking machinery.....	11	63		317.182	317.161	317.161	317.161	317.161
Sawmill and woodworking machinery.....	11	6306	12/04	213.231	213.216	213.216	213.216	213.216
Sawmill and woodworking machinery, excluding parts and attachments (sold separately).....	11	630602	06/12	184.357	184.342	184.342	184.342	184.342
Parts, attachments, & accessories for sawmill & woodworking machinery.....	11	630603	06/12	165.395	165.395	165.395	165.395	165.395
Paper industries machinery.....	11	64	06/82	283.156	283.156	283.156	283.156	283.420
Paper industries machinery.....	11	6401	06/82	283.156	283.156	283.156	283.156	283.420
Paper industries machinery, excluding parts & attachments (sold separately).....	11	640114	12/03	152.581	152.581	152.581	152.581	152.787
Parts and attachments for paper industries machinery.....	11	640115	12/03	184.944	184.944	184.944	184.944	184.944
Printing trades machinery and equipment.....	11	65		183.154	183.006	183.556	183.636	185.999
Other printing machinery and equipment.....	11	6509	12/82	172.992	172.812	173.483	173.581	176.466
Other printing machinery and equipment, incl. pre-press preparation equipment & plates.....	11	650912	06/09	103.500	103.281	104.095	104.214	106.945
Parts, attachments, & accessories for printing trades machinery.....	11	650913	06/09	122.288	122.288	122.288	122.288	123.335
Other special industry machinery.....	11	66		266.241	267.189	267.239	267.965	268.175
Plastics and rubber working machinery.....	11	6603		232.423	232.423	232.423	232.423	232.423
Plastics working machinery and equipment, excluding patterns and molds, including parts.....	11	66039	09/15	107.596	107.596	107.596	107.596	107.596
Plasticworking machinery (excluding parts).....	11	660391	12/08	112.246	112.246	112.246	112.246	112.246
Parts for plasticworking machinery.....	11	660395	12/08	130.202	130.202	130.202	130.202	130.202
Miscellaneous special industry machinery.....	11	6606		261.092	262.169	262.225	263.051	263.289
Semiconductor manufacturing machinery and parts.....	11	660638	06/87	130.511	133.589	133.670	135.560	135.561
Packing, packaging, and bottling machinery and parts.....	11	67		385.208	385.208	385.208	391.671	392.437
Packing, packaging, and bottling machinery and parts.....	11	6705	06/06	188.241	188.241	188.241	191.400	191.774
Packing, packaging, and bottling machinery, excluding parts.....	11	670501	06/06	180.640	180.640	180.640	183.483	183.962
Parts for packing, packaging, and bottling machinery.....	11	670502	12/83	379.649	379.649	379.649	387.206	387.206
Service industry machinery and parts.....	11	68	06/82	320.459	320.459	320.540	320.438	320.565
Service industry machinery and parts.....	11	6801	06/82	320.459	320.459	320.540	320.438	320.565
Commercial cooking and food warming equipment (incl. parts).....	11	68013	12/03	229.890	229.890	230.119	229.470	229.195
Commercial cooking equipment incl. ranges, deep-fat fryers, etc. except electric.....	11	680131	12/11	186.066	186.066	186.066	184.772	184.224
Commercial electric cooking equipment, incl. ranges, deep-fat fryers, etc.....	11	680132	12/11	154.207	154.207	154.622	154.622	154.622
Parts and accessories for commercial cooking and food warming equipment.....	11	680133	12/11	147.230	147.230	147.230	147.230	147.230
Other service industry machinery, incl. electronic teaching mach. & auto. maintenance equipment.....	11	68014	05/23	101.398	101.398	101.399	101.449	101.543
Coin-operated machines and mechanisms (incl. parts).....	11	680141	05/18	104.766	104.766	104.766	104.766	104.766
Commercial laundry and drycleaning machinery products (incl. parts) ...	11	680143	06/03	200.936	200.936	200.936	200.936	200.936
Commercial and industrial floor & carpet cleaning machines, ex. vacuum cleaners (incl. parts).....	11	680145	09/16	148.061	148.061	148.061	148.061	148.061

See footnotes at end of table.

Table 9. Producer price indexes for commodity and service groupings and individual items, not seasonally adjusted — Continued
 [September 2024, Index base 1982=100, unless otherwise indicated]

Title	Commodity code		Other index base	Unadjusted index ¹				
	Group code	Item code		May 2024	June 2024 ^P	July 2024 ^P	Aug. 2024 ^P	Sept. 2024 ^P
Electronic teaching machines, teaching aids, etc., (incl. kits and parts)...	11	680147	09/16	104.281	104.281	104.281	—	—
All other parts and attachments for service industry equipment.	11	680148	12/11	144.115	144.115	144.115	144.115	144.115
Other service industry equipment.	11	680149	09/16	134.959	134.959	134.961	135.080	135.297
Electrical machinery and equipment.	11	7		137.305	137.550	137.350	137.255	137.569
Wiring devices.	11	71		367.158	367.023	366.519	363.511	361.914
Current-carrying wiring devices.	11	7101		270.409	270.682	270.568	269.424	270.084
Current-carrying switches for electrical circuitry (including vehicular switches).....	11	710143	12/99	183.216	183.846	184.588	184.705	186.723
Current-carrying wire connectors for electrical circuitry.....	11	710144	12/99	190.148	192.604	189.692	188.664	188.615
Current-carrying wiring devices n.e.c.....	11	710147	06/06	193.392	192.591	193.164	192.042	192.021
Noncurrent-carrying wiring devices.	11	7102		489.985	489.038	487.835	481.615	475.709
Noncurrent-carrying electrical conduit and conduit fittings, incl.plastic conduit & fittings.....	11	710216	12/04	238.391	237.743	234.720	227.506	221.160
Other noncurrent-carrying wiring devices and supplies (boxes, covers, bar hangers, etc.).....	11	710217	12/04	222.121	220.974	224.763	225.040	225.035
Porcelain, steatite, and other ceramic electrical products.	11	710252	12/03	195.240	195.577	195.251	195.311	194.140
Integrating and measuring instruments.	11	72		188.542	188.697	189.656	189.764	189.860
Test equipment for electrical, radio, & communication circuits & motors. ...	11	7205	12/83	177.897	178.044	178.948	179.050	179.140
Test equipment for electrical, radio, & communication circuits & motors.....	11	720501		187.441	187.597	188.549	188.657	188.752
Motors, generators, motor generator sets.	11	73		296.215	296.215	298.277	298.277	297.029
Fractional horsepower motors and generators.	11	7303	06/83	218.480	218.480	218.480	218.480	218.480
Fractional horsepower motors and generators.	11	730312	12/99	164.383	164.383	164.383	164.383	164.383
Integral horsepower motors and generators (excluding land transportation types).....	11	7304	06/83	417.627	417.627	417.627	417.627	417.627
Integral horsepower motors and generators (excluding land transportation types).....	11	730405	12/99	290.792	290.792	290.792	290.792	290.792
Parts and supplies for motors and generators.....	11	7309	06/83	336.965	336.965	336.965	336.965	336.965
Parts and supplies for motors and generators.....	11	730901	06/83	336.965	336.965	336.965	336.965	336.965
Other motors and generators.	11	7311	06/06	158.408	158.408	160.777	160.777	159.344
Other motors and generators.....	11	731101	06/06	158.408	158.408	160.777	160.777	159.344
Prime mover generator sets, except steam & hydraulic turbine.	11	7311012	12/14	139.630	139.630	142.187	142.187	142.187
Transformers and power regulators.	11	74		390.643	392.997	393.413	393.413	393.413
Power and distribution transformers, except parts.	11	7409	12/99	339.140	341.625	341.625	341.625	—
Other transformers and parts for transformers.	11	7411	12/99	233.977	233.977	235.383	235.383	235.383
Switchgear, switchboard, industrial controls equipment.	11	75		340.247	346.815	348.393	347.443	348.452
Industrial controls and related parts and accessories.	11	7507		320.574	326.633	327.139	327.193	327.193
Industrial controls and related parts and accessories.	11	750799	06/85	305.104	310.871	311.352	311.403	311.403
General-purpose industrial controls.....	11	7507991	06/11	167.336	170.656	170.657	170.702	170.702
Parts for industrial controls and motor-control accessories.....	11	7507992	06/11	146.903	147.837	148.967	148.967	148.967
Specific-purpose industrial controls.....	11	7507993	06/11	135.174	138.053	138.437	138.437	138.437
Switchgear and switchboard apparatus.	11	7522	06/05	200.053	203.964	205.274	204.347	205.309
Switchgear and switchboard apparatus.....	11	752201	06/05	200.053	203.964	205.274	204.347	205.309
Low voltage panelboards and distribution boards, 1000 volts or less..	11	7522013	12/07	161.884	162.610	163.435	163.536	163.555
Switchgear, except relays and ducts.	11	752201A	12/07	200.271	206.668	208.625	206.850	208.529
Communications and related equipment and miscellaneous electronic systems & equipment.	11	76	12/85	137.020	137.186	137.289	137.280	138.482
Telephone and wireline data networking equipment.	11	7601	12/85	92.518	92.246	92.225	92.225	92.225
Other communications and related equipment, including broadcast and wireless.....	11	7603	06/13	112.593	113.057	113.313	113.285	115.770
Broadcast, studio, and related electronic equipment.....	11	760301	12/85	121.655	—	—	—	—
Radio station and wireless communication equipment.....	11	760302	12/85	104.215	104.442	104.442	104.441	107.340
Radio station equipment.	11	7603022	06/13	134.564	137.831	137.831	137.831	137.831
Other broadcast and wireless communications systems and equipment.	11	7603023	06/13	115.742	115.742	115.742	115.740	119.603
Intercommunications, alarm and traffic control systems.....	11	760303	12/85	167.200	169.744	171.931	172.178	172.178
Alarm systems, including electric sirens and horns.	11	7603031	06/08	135.546	135.546	137.978	137.978	137.978
Intercommunications systems, including inductive paging systems....	11	7603033	06/08	154.014	161.073	161.073	168.045	168.045
Electronic systems and equipment, n.e.c.....	11	7605	12/03	150.500	150.500	150.500	150.500	153.550
Electronic systems and equipment, n.e.c.....	11	760512	12/03	150.500	150.500	150.500	150.500	153.550
Search, detection, navigation & guidance systems and equipment.	11	7606	06/04	171.224	171.224	171.224	171.230	171.230
Search, detection, navigation & guidance systems and equipment.	11	760613	06/04	171.224	171.224	171.224	171.230	171.230
Electric lamp bulbs, tubes, and components.	11	77		108.985	108.985	108.985	108.985	108.985
Electric lamp bulbs, tubes, and components.....	11	7704	12/04	84.089	84.089	84.089	84.089	84.089
Electric lamp bulbs, tubes, and components.....	11	770401	12/04	84.089	84.089	84.089	84.089	84.089
Electronic components and accessories.....	11	78		68.719	68.596	67.893	67.870	67.925
Relays for electronic circuitry, industrial control overload, and switchgear type.....	11	7821		290.448	290.448	290.448	290.448	—

See footnotes at end of table.

Table 9. Producer price indexes for commodity and service groupings and individual items, not seasonally adjusted — Continued
 [September 2024, Index base 1982=100, unless otherwise indicated]

Title	Commodity code		Other index base	Unadjusted index ¹				
	Group code	Item code		May 2024	June 2024 ^P	July 2024 ^P	Aug. 2024 ^P	Sept. 2024 ^P
Relays for electronic circuitry, industrial control overload, and switchgear type.....	11	782119	06/90	215.941	215.941	215.941	215.941	—
Switches, mechanical, for electronic circuitry.....	11	7822	06/82	272.938	273.117	273.117	273.117	273.117
Switches, mechanical, for electronic circuitry.....	11	782299	06/82	272.938	273.117	273.117	273.117	273.117
Connectors for electronic circuitry.....	11	7824		260.709	262.009	260.888	261.275	261.476
Connectors for electronic circuitry.....	11	782481	12/11	150.593	151.344	150.697	150.920	151.036
Filters, crystals, and transducers.....	11	7828	06/82	119.624	120.663	120.663	120.663	121.767
Filters, crystals, and transducers.....	11	782890	06/82	119.624	120.663	120.663	120.663	121.767
Crystal, filter, piezoelectric, and other related electronic devices (exc. microwave filters).....	11	7828901	06/82	123.283	124.355	124.355	124.355	126.753
Integrated circuit packages, including microprocessors.....	11	7839	06/05	32.058	31.671	30.081	30.089	30.093
Integrated circuit packages, including microprocessors.....	11	783911	06/05	32.058	31.671	30.081	30.089	30.093
Other semiconductor devices, incl. transistors, diodes, and semiconductor parts such as wafers.....	11	7847	06/05	80.689	80.676	80.676	79.594	79.676
Other semiconductor devices, incl. transistors, diodes, and semiconductor parts such as wafers.....	11	784711	06/05	78.605	78.593	78.593	77.538	77.619
Bare printed circuit boards.....	11	7849	12/00	128.305	128.305	128.305	132.524	132.524
Bare printed circuit boards.....	11	784901	06/82	134.229	134.229	134.229	138.643	138.643
Electronic coils, transformers, and other inductors.....	11	7853	06/82	258.500	258.686	260.767	260.767	260.767
Electronic coils, transformers, and other inductors.....	11	785399	06/00	177.453	177.581	179.009	179.009	179.009
Capacitors and resistors for electronic circuitry.....	11	7854	12/22	109.986	109.986	109.986	109.986	109.986
Capacitors for electronic circuitry.....	11	785411	12/02	200.751	200.751	200.751	200.751	200.751
Microwave components, electron tubes, and other electronic components, n.e.c.....	11	7856	06/00	180.685	182.747	182.747	182.747	182.747
Printed circuit assemblies, loaded boards, modules and consumer external modems.....	11	7861	06/82	80.627	80.325	82.202	82.626	82.757
Printed circuit assemblies, loaded boards, modules and consumer external modems.....	11	786199	06/82	80.627	80.325	82.202	82.626	82.757
Miscellaneous electrical machinery and equipment.....	11	79		138.983	139.050	139.328	139.465	139.300
Storage batteries.....	11	7901		243.664	243.667	243.979	244.728	245.012
Storage batteries, lead acid type, BCI dimensional group 8D or smaller.....	11	790103	12/84	258.374	258.379	258.899	260.150	260.319
Storage batteries, lead acid type, larger than BCI dimensional group 8D.....	11	790104	12/84	309.651	309.651	309.651	309.651	311.182
Storage batteries (excluding lead acid), including parts for all storage batteries.....	11	790105	12/84	259.594	259.594	259.594	259.594	259.594
Primary batteries.....	11	7902		232.111	232.915	232.466	232.702	222.938
Primary batteries.....	11	790229	12/03	150.546	151.067	150.776	150.929	144.596
Carbon and graphite products.....	11	7903		241.655	241.266	241.370	243.110	244.040
X-ray and electromedical equipment.....	11	7905		93.633	93.631	93.895	93.893	93.892
Irradiation equipment.....	11	790512	06/85	126.906	126.906	126.906	126.906	126.906
Electromedical equipment, including diagnostic, therapeutic and patient monitoring equipment.....	11	790541	06/09	103.947	103.944	104.346	104.344	104.343
Miscellaneous electrical industrial apparatus.....	11	7929	12/85	180.606	181.658	181.658	181.658	181.658
Rectifying apparatus.....	11	792902	12/85	218.316	218.316	218.316	218.316	218.316
Other electrical equipment for industrial use, except for electronic circuitry.....	11	792904	12/03	149.937	151.214	151.214	151.214	151.214
All other electrical equipment and components, except industrial.....	11	7939	12/06	134.303	134.303	134.303	134.303	134.302
All other electrical equipment and components, except industrial.....	11	793901	12/06	134.303	134.303	134.303	134.303	134.302
Miscellaneous instruments.....	11	8		255.320	255.827	256.070	256.847	257.396
Automatic environmental controls for monitoring residential, commercial, and appliance use.....	11	81		216.069	217.632	220.429	220.429	220.429
Automatic environmental controls for monitoring residential, commercial, and appliance use.....	11	8105	12/03	148.999	150.077	152.005	152.005	152.005
Automatic environmental controls for monitoring residential, commercial, and appliance use.....	11	810501	12/03	148.999	150.077	152.005	152.005	152.005
Industrial process control instruments.....	11	82	06/83	300.589	302.961	302.966	302.966	302.972
Industrial process control instruments.....	11	8201	06/83	300.589	302.961	302.966	302.966	302.972
Industrial process control instruments.....	11	820171	12/03	182.049	183.485	183.489	183.489	183.492
Fluid meters and counting devices.....	11	84	12/85	249.041	249.301	249.702	249.713	249.713
Fluid meters and counting devices.....	11	8401	12/85	249.041	249.301	249.702	249.713	249.713
Engineering and scientific instruments.....	11	85	12/85	295.278	296.032	296.390	296.551	298.747
Aeronautical, nautical, and navigational instruments.....	11	8501	12/85	329.589	329.589	329.589	329.589	331.801
Aeronautical, nautical, and navigational instruments.....	11	850111	12/85	329.589	329.589	329.589	329.589	331.801
Hospital beds and specialized hospital furniture.....	11	8504	12/11	150.958	153.044	154.035	154.480	156.087
Hospital beds and specialized hospital furniture.....	11	850404	12/11	150.958	153.044	154.035	154.480	156.087
Measuring instruments and lenses.....	11	86	12/85	175.955	175.793	175.737	176.619	176.924
Sighting, tracking, and fire-control equipment, optical type.....	11	8601	12/85	139.590	139.574	138.477	152.310	152.310
Sighting, tracking, and fire-control equipment, optical type.....	11	860111	12/85	139.590	139.574	138.477	152.310	152.310
All other miscellaneous optical instruments and lenses.....	11	8602	12/85	151.783	151.694	151.850	151.850	152.071
All other miscellaneous optical instruments and lenses.....	11	860211	12/85	151.783	151.694	151.850	151.850	152.071

See footnotes at end of table.

Table 9. Producer price indexes for commodity and service groupings and individual items, not seasonally adjusted — Continued
 [September 2024, Index base 1982=100, unless otherwise indicated]

Title	Commodity code		Other index base	Unadjusted index ¹				
	Group code	Item code		May 2024	June 2024 ^P	July 2024 ^P	Aug. 2024 ^P	Sept. 2024 ^P
Laboratory analytical instruments.....	11	8603	12/85	187.963	187.765	187.777	187.410	187.774
Laboratory analytical instruments.....	11	860311	12/85	187.963	187.765	187.777	187.410	187.774
Measuring & controlling devices, n.e.c.....	11	89	06/85	204.002	204.002	204.100	205.641	205.641
Aircraft engine instruments.....	11	8901	06/85	201.896	201.896	201.819	201.819	201.819
Aircraft engine instruments.....	11	890199	06/85	201.896	201.896	201.819	201.819	201.819
Nuclear radiation detection & monitoring instruments.....	11	8904	06/85	254.629	254.629	256.003	256.003	256.003
Nuclear radiation detection & monitoring instruments.....	11	890499	06/85	254.629	254.629	256.003	256.003	256.003
Physical properties and kinematic testing equipment.....	11	8905	06/04	137.284	137.284	137.284	138.880	138.880
Physical properties and kinematic testing equipment.....	11	890599	06/04	137.284	137.284	137.284	138.880	138.880
Commercial, geophysical, meteorological, surveying, drafting & general-purpose instruments.....	11	8906	06/04	141.983	141.983	141.983	142.932	142.932
Commercial, geophysical, meteorological & general-purpose instruments.....	11	890699	06/04	141.983	141.983	141.983	142.932	142.932
Miscellaneous machinery.....	11	9		220.885	221.288	221.903	222.643	222.434
Oil field and gas field machinery.....	11	91		260.690	261.662	261.662	261.662	261.662
Oil and gas field drilling, surveying, and cementing machinery (except parts sold separately).....	11	9102		269.993	269.993	269.993	269.993	269.993
Oil and gas field drilling, surveying, and cementing machinery (except parts sold separately).....	11	910201	09/20	114.967	114.967	114.967	114.967	114.967
Oil field and gas field production machinery (except pumps and parts sold separately).....	11	9104		245.699	246.859	246.859	246.859	246.859
Oil field and gas field production machinery (except pumps and parts sold separately).....	11	910456	12/03	201.871	202.824	202.824	202.824	202.824
Parts and attachments for oil and gas field machinery and equipment.....	11	9106	12/10	134.057	135.561	135.561	135.561	135.561
Mining machinery and equipment.....	11	92		447.513	449.932	453.272	453.272	453.272
Mining machinery and equipment (except parts sold separately).....	11	9207	09/19	152.383	153.449	154.317	154.317	154.317
Underground mining machinery (except parts sold separately).....	11	920701	12/03	314.176	314.176	314.176	—	—
Crushing, pulverizing, & screening machinery (except parts sold separately).....	11	920702	12/03	266.064	266.064	266.064	266.064	266.064
Drills and other mining machinery (except parts sold separately).....	11	920703	12/03	266.107	271.711	273.719	—	—
Mineral processing & beneficiation machinery (except parts sold separately).....	11	920704	12/03	294.687	295.453	302.006	302.006	302.006
Parts and attachments for mining machinery and equipment (sold separately).....	11	9253		346.070	346.070	350.729	350.729	350.729
Parts and attachments for mining machinery and equipment (sold separately).....	11	925303	12/03	249.277	249.277	252.633	252.633	252.633
Internal combustion engines.....	11	94		203.899	203.899	204.539	204.493	204.493
Diesel, semidiesel, and dual-fuel engines (except automotive).....	11	9407	12/82	231.483	231.483	231.483	231.483	231.483
Diesel, semidiesel, and dual-fuel engines (except automotive).....	11	940725	12/00	177.515	177.515	177.515	177.515	177.515
Diesel, semidiesel, and dual-fuel engines for automobiles, trucks, and buses.....	11	9408	12/82	172.875	172.875	172.875	172.875	172.875
Diesel, semidiesel, and dual-fuel engines for automobiles, trucks, and buses.....	11	940811	12/82	172.875	172.875	172.875	172.875	172.875
Parts & accessories for internal combustion engines, ex. aircraft & gasoline automotive engines.....	11	9413		253.266	253.266	253.310	253.316	253.316
Parts & accessories for internal combustion engines, ex. aircraft & gasoline automotive engines.....	11	941301		253.266	253.266	253.310	253.316	253.316
Machine shop products.....	11	95		224.202	224.526	224.987	226.477	226.477
Machine shop products.....	11	9505	06/84	203.108	203.401	203.819	205.169	205.169
Machine shop job work and job order repairs.....	11	950501	06/84	203.108	203.401	203.819	205.169	205.169
Turbines and turbine generator sets.....	11	97	06/87	278.040	279.210	280.804	282.678	280.162
Turbines and turbine generator sets (excluding parts).....	11	9701	06/87	278.040	279.210	280.804	282.678	280.162
Steam, gas, and other turbines and turbine generators.....	11	970103	06/11	114.874	115.270	116.072	116.714	116.782
Parts & accessories for turbines, turbine generators, and turbine generator sets.....	11	98	09/15	121.320	121.320	121.577	121.577	121.577
Parts & accessories for turbines, turbine generators, and turbine generator sets.....	11	9801	09/15	121.320	121.320	121.577	121.577	121.577
Parts & accessories for turbines, turbine generators, and turbine generator sets.....	11	980101	09/15	121.320	121.320	121.577	121.577	121.577
Furniture and household durables.....	12	—		220.462	220.697	220.682	221.331	220.886
Household furniture.....	12	1		272.811	273.241	273.394	273.454	274.808
Metal household furniture.....	12	11		208.951	208.951	208.780	209.813	209.306
Metal household furniture.....	12	1101		208.951	208.951	208.780	209.813	209.306
Metal household dining room and kitchen furniture.....	12	110102	06/84	261.509	261.509	260.261	267.817	264.106
Other metal household furniture.....	12	110104	06/84	184.897	184.897	184.897	184.897	184.897
Metal household furniture, beds, nonupholstered.....	12	1101041	12/11	126.647	126.647	126.647	126.647	126.647
Wood household furniture (nonupholstered).....	12	12		309.094	309.094	309.551	310.298	326.089
Wood household furniture (nonupholstered).....	12	1206	12/22	102.273	102.273	102.424	102.671	107.896
Wood living room furniture (nonupholstered).....	12	120602	12/04	168.992	168.992	168.992	169.620	169.620

See footnotes at end of table.

Table 9. Producer price indexes for commodity and service groupings and individual items, not seasonally adjusted — Continued
 [September 2024, Index base 1982=100, unless otherwise indicated]

Title	Commodity code		Other index base	Unadjusted index ¹				
	Group code	Item code		May 2024	June 2024 ^P	July 2024 ^P	Aug. 2024 ^P	Sept. 2024 ^P
Wood dining room, outdoor, and ready-to-assemble furniture (nonupholstered).....	12	120603	12/22	105.444	105.444	105.786	106.178	115.961
Wood bedroom furniture, including infants' and children's, (nonupholstered).....	12	120605	12/04	155.162	155.162	155.298	155.529	156.091
Upholstered household furniture.....	12	13		261.841	262.424	262.424	262.424	262.763
Upholstered household furniture.....	12	1301		261.841	262.424	262.424	262.424	262.763
Dual purpose sleep furniture, incl. convertible sofa.....	12	130123	06/83	223.544	223.544	223.544	223.544	223.544
Upholstered household furniture.....	12	130141	06/05	165.783	166.235	166.235	166.235	166.497
Upholstered household davenports, sofas, loveseats, and settees.....	12	1301411	12/11	143.185	143.641	143.641	143.641	143.771
Upholstered household sectional sofa pieces.....	12	1301412	12/11	136.455	136.468	136.468	136.468	136.430
Upholstered household rocking chairs, including swivel rockers.....	12	1301413	12/11	143.658	143.658	143.658	143.658	143.637
Other upholstered household furniture, including custom.....	12	1301415	12/11	162.716	163.860	163.860	163.860	165.147
Bedding.....	12	14		235.010	235.422	235.369	235.079	234.071
Bedding.....	12	1401		235.010	235.422	235.369	235.079	234.071
Innerspring mattresses, excluding crib size.....	12	140104	12/95	214.034	215.117	216.263	216.978	214.425
Mattress foundations.....	12	140107	12/11	137.628	136.347	135.536	135.447	135.447
Mattresses, other types, including crib, foam, waterbed mattresses and mattress inserts.....	12	140114	06/83	254.906	256.361	254.675	254.700	254.700
Sleep system ensembles and mattresses, excluding conventional waterbeds.....	12	140122	12/95	140.114	140.114	140.114	140.114	140.114
Mattress and foundation sets.....	12	140134	12/03	141.624	141.304	141.091	140.141	140.141
Metal porch, lawn, outdoor & casual furniture.....	12	15		365.067	365.067	371.376	371.376	371.376
Porch and lawn furniture.....	12	1501		365.067	365.067	371.376	371.376	371.376
Metal porch, lawn, outdoor & casual furniture.....	12	150112	06/84	363.108	363.108	369.383	369.383	369.383
Commercial furniture.....	12	2		316.735	317.448	317.257	318.517	319.456
Wood office furniture and store fixtures.....	12	21		306.284	307.695	309.500	309.646	311.277
Wood office furniture and store fixtures.....	12	2101		306.284	307.695	309.500	309.646	311.277
Wood office seating, including upholstered.....	12	210112	06/85	267.265	267.265	268.356	268.356	268.356
Wood office desks and extensions.....	12	210113	06/85	335.468	337.259	337.750	337.993	337.993
Wood office files, storage units, and tables.....	12	210114	06/85	302.774	302.774	304.523	304.523	304.523
Wood office furniture, other types (incl. panel/desk systems).....	12	210116	06/85	233.343	233.343	233.987	233.987	233.987
Fixtures for stores, banks and offices.....	12	210161	12/83	303.795	305.369	307.298	307.458	309.384
Custom architectural woodwork, millwork, and fixtures.....	12	2101611	06/08	153.443	153.901	154.860	154.860	154.860
Wood lockers, partitions, and shelving (except custom).....	12	2101612	06/08	153.673	155.944	156.896	155.285	161.630
Nonwood furniture and store fixtures.....	12	22		310.742	310.876	308.965	311.457	311.886
Nonwood commercial storage units, files, and tables.....	12	2202		310.466	315.019	317.118	318.111	320.820
Nonwood commercial storage units, files, and tables.....	12	220202	06/95	222.999	226.270	227.777	228.490	230.436
Nonwood commercial furniture.....	12	2203		319.666	317.360	319.611	319.233	319.344
Nonwood commercial desks and extensions.....	12	220321		400.976	400.704	401.410	401.310	401.310
Nonwood office seating.....	12	220325		245.610	245.610	245.628	245.628	245.840
Nonwood office furniture panel systems, and other nonwood office furniture.....	12	220326	06/95	230.561	227.247	230.416	229.880	229.880
Nonwood partitions and fixtures.....	12	2204	12/83	286.335	287.549	280.151	285.961	285.961
Storage racks and accessories, except wood.....	12	220407	12/83	244.217	244.217	242.136	242.136	242.136
Fixtures (bank, office, and store) except wood.....	12	220409	12/83	319.097	319.097	296.065	319.606	319.606
Public building furniture.....	12	23	12/84	327.666	327.666	327.794	327.832	327.832
Public building furniture.....	12	2301	12/84	327.666	327.666	327.794	327.832	327.832
School furniture (except stone and concrete), excluding library furniture.....	12	230101	12/84	384.256	384.256	384.256	384.256	384.256
Public building and related furniture, excluding school & restaurant furniture.....	12	230102	12/84	317.710	317.710	317.897	317.952	317.952
Commercial furniture and fixtures, n.e.c.....	12	24	12/85	288.279	289.233	288.309	289.084	290.065
Commercial furniture and fixtures, n.e.c.....	12	2401	12/85	288.279	289.233	288.309	289.084	290.065
Bar, bowling center, cafeteria, and restaurant furniture.....	12	240104	12/10	174.417	174.417	174.417	174.417	174.417
Other commercial and institutional furniture and fixtures, n.e.c.....	12	240108	12/10	167.098	167.907	167.123	167.781	168.613
Floor coverings.....	12	3		212.776	214.601	214.459	211.868	211.868
Carpets and rugs.....	12	31		206.311	208.381	208.220	205.281	205.281
Carpet and rugs.....	12	3101		209.494	211.596	211.433	208.448	208.448
Carpet and rugs.....	12	310101		209.494	211.596	211.433	208.448	208.448
Resilient floor coverings.....	12	32		265.492	265.492	265.492	265.492	265.492
Resilient floor coverings.....	12	3201		265.492	265.492	265.492	265.492	265.492
Resilient floor coverings.....	12	320170	12/11	119.377	119.377	119.377	119.377	119.377
Household appliances.....	12	4		149.948	149.409	149.366	151.421	148.757
Major appliances.....	12	41		144.699	144.121	144.079	146.433	143.353
Household cooking appliances.....	12	4101		158.903	157.300	157.067	160.893	153.601
Electric household ranges, ovens (including microwave), surface cooking units, and equipment.....	12	410105	12/02	158.204	152.650	154.321	154.608	150.402

See footnotes at end of table.

Table 9. Producer price indexes for commodity and service groupings and individual items, not seasonally adjusted — Continued
 [September 2024, Index base 1982=100, unless otherwise indicated]

Title	Commodity code		Other index base	Unadjusted index ¹				
	Group code	Item code		May 2024	June 2024 ^P	July 2024 ^P	Aug. 2024 ^P	Sept. 2024 ^P
Gas household ranges, ovens, surface cooking units and equipment. . .	12	410139	12/02	150.608	148.393	148.733	149.784	145.053
Other household ranges and cooking equipment, including outdoor equipment.	12	410169	12/02	193.725	197.842	194.356	206.856	191.238
Household refrigeration equipment.	12	4103		120.653	120.825	120.955	121.579	121.408
Household refrigerators, including refrigerator-freezer combinations.	12	410329	12/02	130.072	130.159	130.206	131.179	131.019
Other major household appliances including room air-conditioners.	12	4104		177.014	177.412	177.126	181.799	177.155
Room air-conditioners.	12	410445		237.679	237.679	236.075	236.075	236.075
Household vacuum cleaners, including parts and attachments.	12	43		132.446	131.359	131.161	131.161	131.161
Household vacuum cleaners and other floor care machines (including parts and attachments).	12	4301		124.251	123.231	123.046	123.046	123.046
Household vacuum cleaners and other floor care machines (including parts and attachments).	12	430114	06/07	135.543	134.431	134.228	134.228	134.228
Electric housewares and fans.	12	44		145.810	145.810	145.810	145.809	146.048
Parts and attachments for small electric household appliances, including fan parts.	12	4403	12/82	200.517	200.517	200.517	200.517	200.517
Parts and attachments for small electric household appliances, including fan parts.	12	440311	12/82	200.517	200.517	200.517	200.517	200.517
Small electric household appliances, including fans.	12	4404	05/21	116.274	116.274	116.274	116.273	116.464
Small electric household appliances, including fans.	12	440401	05/21	116.274	116.274	116.274	116.273	116.464
Portable residential lighting fixtures, including parts and accessories.	12	45		296.688	296.687	296.680	296.697	296.698
Portable residential lighting fixtures, including parts and accessories.	12	4501		296.688	296.687	296.680	296.697	296.698
Portable residential lighting fixtures, including parts and accessories.	12	450135	06/98	199.967	199.966	199.962	199.973	199.974
Home electronic equipment.	12	5		63.301	63.301	63.301	63.301	63.301
Speakers and commercial sound equipment.	12	57	12/03	142.450	142.450	142.450	142.450	142.450
Speakers and commercial sound equipment.	12	5707	12/03	142.450	142.450	142.450	142.450	142.450
Speakers and commercial sound equipment.	12	570708	12/03	142.450	142.450	142.450	142.450	142.450
Other home electronic equipment.	12	58	06/04	114.837	114.837	114.837	114.837	114.837
Other home electronic equipment, including television receivers and automotive A/V equipment.	12	5803	01/17	119.037	119.037	119.037	119.037	119.037
All other consumer audio and video equipment, excluding TV receivers and automotive A/V equip.	12	580301	06/04	105.704	105.704	105.704	105.704	105.704
Other household durable goods.	12	6		247.520	247.567	247.745	247.522	247.007
Vitreous china, fine earthenware, and other pottery products.	12	61		328.166	328.166	328.368	328.602	328.602
Vitreous china, porcelain, and earthenware table and kitchenware and other pottery products.	12	6101		328.119	328.119	328.321	328.555	328.555
Vitreous china, porcelain, and earthenware (semivitreous) table and kitchenware.	12	610104	06/08	136.610	136.610	137.243	137.243	137.243
All other pottery products (including china decorated for the trade).	12	610105	06/08	164.126	164.126	164.126	164.261	164.261
Mirrors (decorated and undecorated).	12	65		223.245	223.060	224.238	225.385	222.241
Mirrors (decorated and undecorated), made from purchased glass.	12	6501		223.245	223.060	224.238	225.385	222.241
Mirrors (decorated and undecorated), made from purchased glass.	12	650104	12/04	143.805	143.686	144.444	145.183	143.158
Lawn/garden equipment.	12	66		183.243	183.243	182.868	182.850	182.972
Parts and attachments for consumer lawn, garden, and snow equipment.	12	6605	12/82	233.695	233.695	233.461	233.232	233.232
Parts and attachments for consumer lawn, garden, and snow equipment.	12	660503	06/03	157.898	157.898	157.740	157.585	157.585
Consumer lawn, garden, and snow equipment.	12	6607	05/18	122.249	122.249	121.985	121.985	122.075
Consumer lawn, garden, and snow equipment.	12	660701	05/18	122.249	122.249	121.985	121.985	122.075
Consumer riding lawn, garden, and snow equipment.	12	6607011	06/03	134.569	134.569	134.569	134.569	134.569
Consumer nonriding lawn, garden, and snow equipment.	12	6607012	06/03	133.849	133.849	133.258	133.258	133.460
Cutlery, flatware (except precious), razors and razor blades.	12	67		279.125	280.080	282.119	277.083	277.083
Cutlery, flatware (except precious), razors and razor blades.	12	6701		279.125	280.080	282.119	277.083	277.083
Cutlery, scissors, shears, trimmers, and snips.	12	670141	12/83	294.849	297.070	-	-	-
Metal kitchen utensil, pots, and pans.	12	68		312.427	312.427	312.427	312.427	312.427
Metal kitchen utensil, pots, and pans.	12	6801		312.427	312.427	312.427	312.427	312.427
Stamped and spun kitchen utensils, aluminum.	12	680101		291.971	291.971	291.971	291.971	291.971
Window shades, blinds, and accessories.	12	69	06/84	302.461	302.461	302.461	302.460	302.460
Window shades, blinds, and accessories.	12	6901	06/84	302.461	302.461	302.461	302.460	302.460
Window shades and window shade accessories and rollers.	12	690101	06/84	369.249	369.249	369.249	369.249	369.249
Other shades and blinds, including curtain and drapery fixtures, poles, & rods.	12	690103	06/84	228.714	228.714	228.714	228.714	228.714
Nonmetallic mineral products.	13	-		341.552	341.412	342.833	343.630	344.264
Glass.	13	1		185.438	184.546	185.174	185.673	187.194
Flat glass.	13	11		173.219	172.307	173.076	173.520	175.229
Specialty glass.	13	1107		209.883	208.921	209.555	209.555	210.501
Specialty glass.	13	110703	06/11	153.026	152.325	152.787	152.787	153.477

See footnotes at end of table.

Table 9. Producer price indexes for commodity and service groupings and individual items, not seasonally adjusted — Continued
 [September 2024, Index base 1982=100, unless otherwise indicated]

Title	Commodity code		Other index base	Unadjusted index ¹				
	Group code	Item code		May 2024	June 2024 ^P	July 2024 ^P	Aug. 2024 ^P	Sept. 2024 ^P
Other glass products, made by flat glass producers.....	13	1107034	06/11	163.882	163.882	166.920	166.920	166.920
Flat glass (float, sheet, and plate process).....	13	1108	12/22	93.822	93.094	93.998	95.120	97.892
Flat glass (float, sheet, and plate process).....	13	110811	12/22	93.822	93.094	93.998	95.120	97.892
Other finished glassware.....	13	13	06/83	203.072	202.432	202.339	202.986	203.408
Pressed and blown glassware.....	13	1301	06/83	206.302	205.652	205.556	206.214	206.642
Machine-made pressed & blown table, kitchen, art, & novelty glassware.....	13	130116	12/11	155.560	155.560	155.560	155.560	155.560
All other machine-made pressed and blown glassware.....	13	130117	12/11	129.167	128.258	128.131	128.984	129.540
Handmade pressed and blown glassware.....	13	130118	12/11	136.100	136.100	136.022	136.022	136.022
Concrete ingredients and related products.....	13	2		431.483	431.611	434.001	437.037	436.815
Construction sand, gravel, and crushed stone.....	13	21		489.005	489.514	492.985	497.737	497.390
Construction sand, gravel and crushed stone.....	13	2101		489.005	489.514	492.985	497.737	497.390
Construction sand and gravel (run of pit/bank, washed, screened, etc.)..	13	210120	12/11	183.894	183.416	184.791	184.903	184.519
Construction sand and gravel, Northeast.....	13	2101201	12/12	188.304	188.304	188.304	188.304	188.304
Construction sand and gravel, Midwest.....	13	2101202	12/12	206.081	205.591	205.489	204.609	203.342
Construction sand and gravel, West.....	13	2101204	12/12	192.380	191.454	195.074	195.919	195.919
Crushed and broken stone.....	13	210121		481.498	482.810	486.144	492.853	492.818
Crushed and broken limestone.....	13	2101212	12/11	190.210	190.257	190.763	193.679	193.659
Crushed and broken granite.....	13	2101213	12/11	166.115	168.645	169.617	173.308	173.308
Bituminous limestone, sandstone, & other crushed & broken stone. ...	13	2101219	12/11	165.585	165.585	169.728	169.728	169.728
Cement, hydraulic.....	13	22		354.344	353.757	354.271	354.270	354.270
Cement, hydraulic.....	13	2201		354.344	353.757	354.271	354.270	354.270
Cement, hydraulic.....	13	220161	06/89	346.800	346.225	346.729	346.728	346.728
Concrete products.....	13	3		384.505	383.601	384.565	386.799	387.878
Concrete block and brick.....	13	31		381.072	384.185	384.304	384.621	384.497
Structural concrete block.....	13	3111		403.027	410.950	410.950	412.078	412.078
Structural concrete block.....	13	311135	12/87	328.916	335.382	335.382	336.303	336.303
Structural concrete block, lightweight units (weighing less than 105 lb/cubic ft.) (dry weight).....	13	3111351	12/11	174.013	174.604	174.604	175.819	175.819
Structural concrete block, mediumweight units (weighing 105 - 124 lb/cubic ft.) (dry weight).....	13	3111352	12/11	184.753	185.464	185.464	185.464	185.464
Structural concrete block, normalweight units (weighing 125 lb or more/cubic ft.) (dry weight).....	13	3111353	12/11	172.088	179.313	179.313	179.313	179.313
Decorative concrete block.....	13	3121		333.219	336.944	337.442	337.442	336.923
Decorative concrete block (including screen, split, slump, shadowal block, etc.).....	13	312101		333.219	336.944	337.442	337.442	336.923
Concrete brick.....	13	3131		346.557	346.557	346.557	346.557	346.557
Concrete brick.....	13	313101		346.557	346.557	346.557	346.557	346.557
Concrete pavers.....	13	3141		318.017	318.017	318.017	318.017	318.017
Concrete pavers (including grid, interlocking, etc.).....	13	314101		318.017	318.017	318.017	318.017	318.017
Concrete pipe.....	13	32		369.294	369.886	369.886	369.886	369.886
Concrete pipe.....	13	3201		369.294	369.886	369.886	369.886	369.886
Concrete pipe.....	13	320108	12/86	322.479	322.997	322.997	322.997	322.997
Concrete storm sewer pipe.....	13	3201082	12/11	226.113	226.554	226.554	226.554	226.554
Concrete pipe, except concrete culvert and storm sewer pipe.....	13	3201083	12/11	169.858	169.858	169.858	169.858	169.858
Ready-mix concrete.....	13	33		384.181	382.036	383.550	386.903	388.149
Ready-mix concrete.....	13	3301		384.181	382.036	383.550	386.903	388.149
Ready-mix concrete.....	13	330101		384.181	382.036	383.550	386.903	388.149
Northeast region ready-mix concrete.....	13	330101A	12/12	174.458	167.620	170.710	173.084	173.084
Midwest region ready-mix concrete.....	13	330101B	12/12	181.787	179.178	178.020	180.856	180.856
South region ready-mix concrete.....	13	330101C	12/12	172.144	173.450	174.584	176.102	177.903
West region ready-mix concrete.....	13	330101D	12/12	179.507	178.510	179.145	179.187	178.408
Precast concrete products.....	13	34		392.905	393.706	393.715	394.322	395.843
Precast concrete products.....	13	3401		392.905	393.706	393.715	394.322	395.843
Precast concrete products.....	13	340106	12/86	346.625	347.332	347.340	347.875	349.217
Precast concrete slabs and tile, roof and floor units.....	13	3401061	12/11	168.128	168.499	173.849	174.470	174.470
Precast concrete architectural wall panels.....	13	3401062	12/11	184.356	184.356	184.415	184.415	189.154
Burial vaults and boxes, precast concrete.....	13	3401063	12/11	168.056	168.056	168.056	168.056	168.056
Precast concrete products (excl burial vaults and boxes, slabs and tile, and arch. wall panels).....	13	3401064	12/11	179.129	179.584	179.019	179.328	179.452
Prestressed concrete products.....	13	35		364.682	363.171	363.569	363.810	363.904
Prestressed concrete products.....	13	3501		364.682	363.171	363.569	363.810	363.904
Prestressed concrete products.....	13	350107	12/86	372.157	370.614	371.021	371.267	371.363
Prestressed concrete bridge beams and solid and hollow cored slabs and panels.....	13	3501071	12/07	240.374	238.425	238.939	239.249	239.371
Prestressed concrete bridge beams.....	13	35010711	12/07	202.813	201.150	201.752	202.115	202.258
Prestressed concrete solid and hollow cored slabs and panels.....	13	35010712	12/07	270.968	268.832	268.832	268.832	268.832

See footnotes at end of table.

Table 9. Producer price indexes for commodity and service groupings and individual items, not seasonally adjusted — Continued
 [September 2024, Index base 1982=100, unless otherwise indicated]

Title	Commodity code		Other index base	Unadjusted index ¹				
	Group code	Item code		May 2024	June 2024 ^P	July 2024 ^P	Aug. 2024 ^P	Sept. 2024 ^P
Prestressed concrete products (excl bridge beams and solid and hollow cored slabs and panels).....	13	3501072	12/07	141.399	141.399	141.399	141.399	141.399
Clay construction products ex. refractories.....	13	4		233.893	233.847	233.660	235.207	234.695
Brick and structural clay tile.....	13	42	12/84	264.819	265.565	265.746	265.766	265.766
Building or common brick.....	13	4201	12/84	261.429	262.175	262.356	262.356	262.356
Building or common brick.....	13	420101	12/84	261.429	262.175	262.356	262.356	262.356
Glazed brick and other brick (paving, floor, and sewer).....	13	4202	12/84	316.658	316.658	316.658	318.591	318.591
Glazed brick and other brick (paving, floor, and sewer).....	13	420201	12/84	316.658	316.658	316.658	318.591	318.591
Clay floor and wall tile, glazed and unglazed.....	13	44		136.548	136.040	135.681	137.743	136.949
Clay floor and wall tile, glazed and unglazed (including quarry tile and ceramic mosaic tile).....	13	4401		136.548	136.040	135.681	137.743	136.949
Clay floor and wall tile, glazed and unglazed (including quarry tile and ceramic mosaic tile).....	13	440131		136.549	136.041	135.682	137.744	136.950
Structural clay products, n.e.c.....	13	45		371.295	371.295	371.295	371.295	373.442
Structural clay products, n.e.c.....	13	4501		371.295	371.295	371.295	371.295	373.442
All other structural clay products, excluding clay refractories.....	13	450199	12/85	320.443	320.443	320.443	320.443	322.691
Refractories.....	13	5		351.171	353.220	352.892	352.545	351.506
Clay refractories.....	13	52		394.635	397.238	397.238	397.238	397.238
Clay refractories.....	13	5201		394.635	397.238	397.238	397.238	397.238
Clay refractories.....	13	520181	12/04	221.657	223.119	223.119	223.119	223.119
Nonclay refractories.....	13	53		316.983	318.157	317.038	315.849	312.293
Nonclay refractories (excluding dead-burned magnesia).....	13	5301		316.983	318.157	317.038	315.849	312.293
Nonclay refractories (excluding dead-burned magnesia).....	13	530112	12/04	207.923	208.693	207.959	207.179	204.847
Asphalt felts and coatings.....	13	6		342.142	340.726	341.839	338.250	340.896
Prepared asphalt and tar roofing and siding products.....	13	61		351.859	349.495	350.861	346.495	349.713
Prepared asphalt and tar roofing and siding products.....	13	6101		351.859	349.495	350.861	346.495	349.713
Prepared asphalt and tar roofing and siding products.....	13	610131	12/03	319.989	317.838	319.081	315.110	318.037
Asphalt smooth-surfaced roll roofing and cap sheets, organic and fiberglass base.....	13	6101311	12/12	153.636	154.190	154.190	154.190	154.190
Asphalt mineral-surfaced roll roofing and cap sheets, organic and fiberglass base.....	13	6101312	12/11	175.342	175.443	175.826	174.635	175.368
Other prepared asphalt and tar products for roofing and siding.....	13	6101317	12/11	129.279	129.547	130.309	129.160	130.458
Roofing asphalts, pitches, coatings, and cement.....	13	62		256.774	259.332	259.284	259.284	259.284
Roofing asphalts, pitches, coatings, and cement.....	13	6201		256.774	259.332	259.284	259.284	259.284
Roofing asphalts, pitches, coatings, and cement.....	13	620121	06/84	243.221	245.644	245.599	245.599	245.599
Gypsum products.....	13	7		476.982	476.982	477.304	477.304	477.304
Gypsum products.....	13	71		476.982	476.982	477.304	477.304	477.304
Gypsum products.....	13	7101		476.982	476.982	477.304	477.304	477.304
Gypsum building materials.....	13	710102	12/93	366.491	366.491	366.787	366.787	366.787
Other gypsum products.....	13	710116	12/99	251.700	251.700	251.700	251.700	251.700
Glass containers.....	13	8		283.224	283.502	294.272	293.750	293.766
Glass containers.....	13	81		283.224	283.502	294.272	293.750	293.766
Glass containers (including value of packaging).....	13	8101		283.224	283.502	294.272	293.750	293.766
Glass containers (including value of packaging).....	13	810104	06/95	216.615	216.828	225.065	224.666	224.678
Other nonmetallic minerals.....	13	9		326.384	327.547	328.530	328.346	328.091
Insulation materials.....	13	92		279.649	284.035	284.169	284.419	286.258
Mineral wool for thermal and acoustical envelope insulation.....	13	9201		268.892	276.603	276.005	275.853	279.155
Mineral wool for thermal and acoustical envelope insulation.....	13	920105	06/07	204.890	210.766	210.310	210.194	212.710
Mineral wool for industrial, equipment, and appliance insulation.....	13	9202		249.275	248.609	249.680	250.417	250.047
Mineral wool for industrial, equipment, and appliance insulation.....	13	920201		249.275	248.609	249.680	250.417	250.047
Paving mixtures and blocks.....	13	94		397.219	399.520	402.686	402.340	399.676
Paving mixtures and blocks.....	13	9401		397.219	399.520	402.686	402.340	399.676
Paving mixtures and blocks.....	13	940113	12/03	280.241	281.864	284.098	283.854	281.974
Emulsified asphalt, including liquid additives.....	13	940113A	12/09	160.196	161.405	162.499	163.092	160.673
Other liquid asphalt and tar paving materials, including cut-backs.....	13	940113B	12/09	184.787	187.528	187.969	187.982	185.611
Asphalt and tar paving mixtures (excluding liquid).....	13	940113C	12/09	140.343	140.741	142.238	141.229	141.904
Cut stone and stone products.....	13	95	12/84	241.034	241.034	241.034	241.034	241.034
Cut stone and stone products.....	13	9501	12/84	241.034	241.034	241.034	241.034	241.034
Dressed dimension granite (including gneiss, syenite, diorite, and cut granite).....	13	950111	12/84	238.179	238.179	238.179	238.179	238.179
Dressed dimension limestone (including dolomite, travertine, calcareous, tufa, & cut limestone).....	13	950121	12/84	219.458	219.458	219.458	219.458	219.458
Dressed dimension marble and other stone.....	13	950151	12/04	159.695	159.695	159.695	159.695	159.695
Gaskets, packing, and sealing devices.....	13	98	12/85	250.847	250.852	251.567	252.003	252.598

See footnotes at end of table.

Table 9. Producer price indexes for commodity and service groupings and individual items, not seasonally adjusted — Continued
 [September 2024, Index base 1982=100, unless otherwise indicated]

Title	Commodity code		Other index base	Unadjusted index ¹				
	Group code	Item code		May 2024	June 2024 ^P	July 2024 ^P	Aug. 2024 ^P	Sept. 2024 ^P
Gaskets and gasketing material.....	13	9801	12/85	274.886	274.894	276.079	276.874	276.874
Nonmetallic gaskets and gasketing.....	13	980111	12/90	241.401	241.414	243.311	244.583	244.583
Metallic gaskets and machined seals.....	13	980112	12/90	222.417	222.417	222.417	222.417	222.417
Packing and sealing.....	13	9802	12/85	234.458	234.458	234.610	234.610	236.005
Molded packing and sealing devices.....	13	980212	12/90	199.812	199.812	200.094	200.094	202.686
Rotary oil seals.....	13	980214	12/90	193.749	193.749	193.749	193.749	193.749
Nonmetallic minerals and products, n.e.c.....	13	99	06/82	313.439	312.437	312.177	311.381	311.672
Clay and stone mining and quarrying.....	13	9902	06/84	323.166	321.364	320.896	319.465	319.987
Ground or treated minerals and earths.....	13	990209	06/85	311.185	309.568	307.676	305.894	306.756
Treated lightweight aggregate and crushed slag, minerals and earths.....	13	9902094	12/14	162.584	161.738	162.229	161.413	162.256
Treated clays, artificially activated with acid or other materials.....	13	9902095	12/14	144.329	144.329	144.329	144.329	144.329
Other minerals and earths, treated.....	13	9902096	12/14	91.671	91.039	89.465	88.704	88.819
Dimension stone mining and quarrying.....	13	990211	06/85	360.320	360.320	360.320	360.320	360.320
Clay, excluding kaolin and ball clay.....	13	990214	06/90	240.110	238.804	242.391	242.055	241.842
Bentonite.....	13	990214C	12/07	162.317	162.698	164.126	164.126	164.126
All other nonmetallic minerals, including talc and gypsum.....	13	990299	06/85	372.463	368.045	368.918	367.109	367.109
All other nonmetallic mineral products.....	13	9903	12/85	247.239	247.239	247.239	247.239	247.239
Dry-mixed concrete materials (prepackaged sand, gravel, mortar, and cement premixes).....	13	990312	12/11	160.839	160.839	160.839	160.839	160.839
Other nonmetallic mineral products.....	13	990319	12/11	118.371	118.371	118.371	118.371	118.371
Transportation equipment.....	14	—		206.515	206.620	206.967	207.121	207.286
Motor vehicles and equipment.....	14	1		170.403	170.405	170.676	170.722	170.854
Motor vehicles.....	14	11		171.883	171.728	171.887	171.916	172.181
Passenger cars and chassis.....	14	1101		138.277	138.335	138.266	138.317	138.317
Passenger cars and chassis.....	14	110131	06/82	137.995	138.052	137.983	138.034	138.034
Motorcycles, including three-wheel motorbikes, motorscooters, mopeds, and parts.....	14	1104		208.215	208.215	208.696	208.696	210.356
Motorcycles, including three-wheel motorbikes, motorscooters, mopeds, and parts.....	14	110401		224.258	224.258	224.776	224.776	226.564
Trucks, truck tractors, & bus chassis 14,000 lb or less, incl. minivans & suvs.....	14	1105		200.811	200.542	200.804	200.834	200.902
Trucks, truck tractors, & bus chassis 14,000 lb or less, incl. minivans & suvs.....	14	110571	12/82	193.210	192.952	193.204	193.233	193.298
Trucks, over 14,000 lbs GVW.....	14	1106		249.412	249.426	249.442	249.453	252.586
Trucks, over 14,000 lbs GVW.....	14	110684	12/05	150.563	150.571	150.581	150.588	152.479
Truck, truck tractors, and bus chassis (chassis of own manufacture) 14,001 to 33,000 lbs.....	14	1106841	06/11	121.395	121.395	121.435	121.435	122.793
Buses, including military and firefighting vehicles (chassis of own manufacture).....	14	1106843	06/11	148.217	148.239	148.239	148.256	152.409
Motor vehicles parts.....	14	12		142.245	142.399	142.648	142.726	142.726
Motor vehicles parts.....	14	1205	12/03	127.467	127.605	127.828	127.898	127.898
Gasoline engines and engine parts, excl. carburetors, pistons, and valves.....	14	120501	12/03	133.241	133.185	132.920	133.052	133.052
Motor vehicle steering and suspension parts.....	14	120502	12/03	111.496	111.478	112.132	112.132	112.132
Motor vehicle transmission and power train.....	14	120503	12/03	124.521	124.778	125.024	124.959	124.896
Motor vehicle drive train components, except wheels and brakes, new.....	14	1205031	12/11	114.862	115.112	115.289	115.225	115.164
Motor vehicle transmissions except auxiliary and parts, new.....	14	12050310	06/12	116.219	116.908	116.371	116.350	116.350
Parts for manual and automatic transmissions, new.....	14	12050313	12/11	125.276	125.294	125.290	125.284	125.251
Other motor vehicle drive train components, except wheels and brakes, new.....	14	12050315	12/11	104.455	104.455	104.319	104.085	103.848
Motor vehicle drive train components, rebuilt.....	14	1205033	12/11	140.019	140.031	141.420	141.420	141.420
Motor vehicle brake systems.....	14	120504	12/03	148.494	148.629	147.592	147.305	147.298
Motor vehicle brake parts and assemblies, new.....	14	1205041	12/11	135.589	135.724	134.687	134.400	134.393
Motor vehicle drum brake assemblies and parts, new.....	14	1205041A	12/11	166.941	167.182	—	—	—
Other motor vehicle brake parts and assemblies, new.....	14	1205041B	12/11	122.596	122.758	122.339	121.742	121.727
Motor vehicle disc brake assemblies and parts, new.....	14	1205041C	12/11	138.522	138.522	136.984	136.984	136.984
Filters for internal combustion engines and motor vehicles.....	14	120505	12/03	163.712	—	—	—	—
Other motor vehicle parts.....	14	120508	12/03	118.469	118.462	119.346	119.392	119.392
Vehicle seating and interior trim.....	14	120511	06/04	114.401	114.485	114.686	114.534	114.631
Automobile trimmings.....	14	1205111	06/09	92.053	92.053	92.406	92.406	92.406
Seats for public conveyance and aircraft.....	14	1205113	06/09	120.592	120.806	120.796	120.297	120.543
Carburetors, pistons, piston rings, and valves.....	14	120513		219.064	222.994	222.994	222.994	222.994
Motor vehicle electrical and electronic equipment.....	14	120514		143.903	143.960	143.954	144.216	144.209
Vehicular lighting equipment.....	14	1205141		156.179	156.314	156.052	157.462	157.429
Other motor vehicle electrical and electronic equipment.....	14	1205142		146.039	146.079	146.137	146.120	146.120
Battery charging alternators, generators, and regulators.....	14	12051422	06/00	109.257	109.639	110.143	109.996	109.996
Parts for electrical and electronic engine equipment.....	14	12051424	06/00	104.582	104.582	104.582	104.582	104.582
All other miscellaneous non-engine electrical and electronic equipment.....	14	12051425	12/03	120.029	120.012	120.012	120.012	120.012

See footnotes at end of table.

Table 9. Producer price indexes for commodity and service groupings and individual items, not seasonally adjusted — Continued
 [September 2024, Index base 1982=100, unless otherwise indicated]

Title	Commodity code		Other index base	Unadjusted index ¹				
	Group code	Item code		May 2024	June 2024 ^P	July 2024 ^P	Aug. 2024 ^P	Sept. 2024 ^P
All other miscellaneous complete engine electrical equipment, including spark plugs.....	14	12051426	06/00	116.797	116.797	116.797	116.797	116.797
Truck and bus bodies.....	14	13	12/82	347.133	347.210	350.833	350.914	351.075
Truck and bus bodies sold separately.....	14	1301	12/82	355.314	355.288	359.982	359.982	360.024
Other truck and vehicle bodies, sold separately.....	14	13015	12/08	155.671	155.707	158.582	158.582	158.582
Dump truck bodies, sold separately.....	14	130151	12/08	183.501	183.675	183.675	183.675	183.675
All other truck and vehicle bodies, sold separately.....	14	130152	12/08	152.821	152.821	156.320	156.320	156.320
Service truck bodies, sold separately.....	14	130153	09/15	143.055	143.063	147.864	147.864	147.864
Complete vehicles on purchased chassis.....	14	1302	12/82	331.762	332.107	333.040	333.330	333.800
Buses and firefighting vehicles, complete, produced on purchased chassis.....	14	13027	12/08	129.636	129.929	129.929	130.164	130.393
Buses and firefighting vehicles, complete, produced on purchased chassis.....	14	130275	12/08	129.636	129.929	129.929	130.164	130.393
Other trucks and vehicles, complete, produced on purchased chassis, except upfitting trucks.....	14	130294	09/15	150.086	150.204	151.711	151.827	152.243
Truck trailers.....	14	14		326.179	325.935	327.145	326.544	326.704
Truck trailers.....	14	1406	12/86	316.206	315.969	317.142	316.560	316.715
Truck trailers and chassis, axle rating 10,000 lb or more.....	14	140602	12/86	306.708	306.456	307.703	307.084	307.249
Truck trailers and chassis, axle rating less than 10,000 lb.....	14	140603	12/11	214.161	214.161	214.161	214.161	214.161
Motor homes, built on purchased chassis.....	14	15	06/84	218.283	218.283	218.283	218.283	218.326
Motor homes, built on purchased chassis.....	14	1501	06/84	218.283	218.283	218.283	218.283	218.326
Motor homes, built on purchased chassis.....	14	150101	06/84	218.283	218.283	218.283	218.283	218.326
Travel trailers and campers.....	14	16	06/84	298.759	299.036	298.434	298.520	298.369
Travel trailers.....	14	1601	06/84	284.969	285.295	284.586	284.688	284.511
Travel trailers.....	14	160101	06/84	284.969	285.295	284.586	284.688	284.511
Conventional travel trailers.....	14	1601016	12/11	169.766	169.857	169.073	169.073	168.898
Camping trailers, campers, pick-up covers, and parts.....	14	1602	06/84	342.412	342.412	342.412	342.412	342.412
Camping trailers, campers, pick-up covers, and parts.....	14	160201	06/84	342.412	342.412	342.412	342.412	342.412
Other parts and components, excluding appliances and furnishings.....	14	1602013	12/11	200.368	200.368	200.368	200.368	200.368
Truck campers, caps, box covers, and fold-down camping trailers.....	14	1602014	06/14	146.909	146.909	146.909	146.909	146.909
Aircraft and aircraft equipment.....	14	2		317.852	318.341	318.953	319.586	319.627
Aircraft.....	14	21		355.066	355.401	356.024	356.744	356.703
Civilian aircraft.....	14	2102	12/85	341.145	341.601	342.446	343.422	343.366
Civilian aircraft.....	14	210206	12/03	184.717	184.963	185.421	185.949	185.920
Military aircraft.....	14	2104	06/13	112.014	-	-	-	-
Military aircraft.....	14	210401	06/13	112.014	-	-	-	-
Aircraft engine and engine parts.....	14	23	12/85	260.029	260.587	261.038	261.646	261.939
Aircraft engine and engine parts.....	14	2301	12/85	260.029	260.587	261.038	261.646	261.939
Aircraft engine and engine parts.....	14	230101	12/85	260.029	260.587	261.038	261.646	261.939
Aeronautical services on aircraft engines.....	14	2301015	12/11	165.447	165.447	165.447	167.261	167.261
Aircraft engine parts and accessories.....	14	2301017	12/11	123.563	123.828	124.133	124.339	124.296
Parts and accessories for military aircraft engines.....	14	23010175	12/11	128.596	128.596	128.972	129.629	129.708
Parts and accessories for civilian aircraft engines.....	14	23010177	12/11	123.260	123.653	123.929	123.929	123.828
Other aircraft parts and equipment.....	14	25	06/85	213.781	214.415	214.987	215.319	215.327
Other aircraft parts and equipment.....	14	2501	06/85	213.781	214.415	214.987	215.319	215.327
Aircraft propellers and helicopter rotors.....	14	250102	06/08	163.324	163.400	163.545	163.545	163.636
Aircraft parts and auxiliary equipment.....	14	250103	06/08	128.223	128.630	128.992	129.207	129.207
Aircraft landing gear for civilian and military aircraft.....	14	2501032	06/08	196.703	196.703	196.703	196.703	196.703
Other aircraft subassemblies and parts for military aircraft.....	14	2501033	06/08	128.386	128.491	128.603	128.603	128.603
Other aircraft subassemblies and parts for civilian aircraft.....	14	2501034	06/08	118.787	119.244	119.337	119.586	119.586
Ships and boats.....	14	3		311.681	312.415	314.918	314.644	315.424
Ships.....	14	31	12/85	254.316	254.817	255.994	255.994	256.826
Military self-propelled ships, new construction.....	14	3102	06/96	150.669	150.828	151.052	151.052	151.273
Military self-propelled ships, new construction.....	14	310201	06/96	150.669	150.828	151.052	151.052	151.273
Nonmilitary self-propelled ships, new construction.....	14	3103	06/96	278.281	280.290	286.621	286.621	290.420
Nonmilitary self-propelled ships, new construction.....	14	310301	12/85	424.743	427.810	437.472	437.472	443.271
Boats.....	14	32		359.814	360.841	365.315	364.587	365.130
Outboard motorboats, including commercial and military (except sailboats and lifeboats).....	14	3201		411.248	411.917	417.567	416.515	417.157
Outboard motorboats, wood or metal, incl. comm. and military (exc. sailboats and lifeboats).....	14	320107	06/11	176.577	176.733	177.245	173.659	174.341
Outboard motorboats, plastics/fiberglass, incl. comm. and mil. (exc. sailboats and lifeboats).....	14	320108	06/11	174.153	174.505	177.901	179.100	179.159
Inboard motorboats, including commercial and military (except sailboats and lifeboats).....	14	3202		371.225	371.225	380.013	380.118	380.118
Inboard cabin cruisers, including commercial and military (except sailboats and lifeboats).....	14	320206	12/03	191.583	191.583	195.027	195.102	195.102

See footnotes at end of table.

Table 9. Producer price indexes for commodity and service groupings and individual items, not seasonally adjusted — Continued
 [September 2024, Index base 1982=100, unless otherwise indicated]

Title	Commodity code		Other index base	Unadjusted index ¹				
	Group code	Item code		May 2024	June 2024 ^P	July 2024 ^P	Aug. 2024 ^P	Sept. 2024 ^P
Other inboard motorboats, including commercial and military (except sailboats and lifeboats).....	14	320207	06/11	156.092	156.092	162.114	162.114	162.114
Inboard-outdrive boats, including commercial and military (except sailboats and lifeboats).....	14	3203		290.953	296.038	296.038	296.038	296.896
All other inboard-outdrive boats, incl. comm. and military (except sailboats and lifeboats).....	14	320310	12/03	166.478	168.600	168.600	168.600	169.089
All other boats (excluding military and commercial).....	14	3204		294.743	294.750	294.756	294.771	294.771
All other boats (excluding military and commercial).....	14	320406	12/03	166.952	166.955	166.959	166.968	166.968
Railroad equipment.....	14	4		217.144	217.159	214.742	215.627	217.597
Railroad cars and locomotives.....	14	44	05/22	101.678	101.678	100.069	100.069	101.315
Railroad cars and locomotives.....	14	4401	05/22	101.678	101.678	100.069	100.069	101.315
Railroad cars.....	14	440102	12/01	174.456	174.456	167.688	167.688	167.688
Railway maintenance of way equipment and parts.....	14	45	05/22	108.067	108.091	108.101	109.594	109.753
Railway maintenance of way equipment and parts.....	14	4501		216.802	216.851	216.870	219.866	220.185
Air brake and other brake equipment.....	14	450101	12/03	105.752	105.831	105.620	105.926	106.404
Railway maintenance of way & all other railroad and streetcar equipment, parts and accessories.....	14	450102	12/03	—	—	165.434	168.488	168.516
Transportation equipment, n.e.c.....	14	9	06/85	201.575	201.550	201.554	201.491	201.662
Transportation equipment, n.e.c.....	14	91	06/85	201.575	201.550	201.554	201.491	201.662
Other transportation equipment, incl. golf carts, vehicle trailers, and all-terrain vehicles.....	14	9111	06/85	201.575	201.550	201.554	201.491	201.662
Automobile and light truck trailers.....	14	911104	12/92	261.990	262.137	262.137	262.137	262.137
All other miscellaneous transportation equipment, including all-terrain vehicles.....	14	911105	06/85	158.748	158.667	158.672	158.590	158.742
All-terrain vehicles and parts.....	14	9111051	06/08	116.969	116.968	117.008	116.953	116.987
All other miscellaneous transportation equipment and parts.....	14	9111052	06/08	118.949	118.857	118.843	118.778	118.933
Miscellaneous products.....	15	—		358.437	357.805	358.927	361.486	362.733
Toys, sporting goods, small arms, etc.....	15	1		221.028	220.903	221.512	221.593	221.593
Toys, games, and children's vehicles.....	15	11		181.049	181.049	181.049	181.743	181.743
Toys, games, and children's vehicles.....	15	1101		181.049	181.049	181.049	181.743	181.743
Nonelectronic games and puzzles (excl. toys), and electronic toys (incl. parts).....	15	110152	06/85	148.512	148.512	148.512	148.512	148.512
Nonelectronic games and puzzles, including parts.....	15	1101521	12/07	118.500	118.500	118.500	118.500	118.500
Other nonelectronic toys, including parts.....	15	110154	06/85	205.391	205.391	205.391	205.391	205.391
Models, science & craft kits/supply, & collectors' miniatures.....	15	110155	06/85	284.802	284.802	284.802	284.802	284.802
Sporting and athletic goods.....	15	12		222.350	222.149	222.077	221.983	221.983
Sporting and athletic goods.....	15	1201		222.350	222.149	222.077	221.983	221.983
Golf equipment, excluding apparel and shoes.....	15	120127	12/85	215.973	215.286	215.016	214.725	—
Bicycles, adult tricycles, unicycles and parts.....	15	120182	12/84	161.312	161.532	161.772	161.772	161.772
Playground equipment.....	15	120185	12/98	396.173	396.173	396.173	396.173	396.173
Gymnasiums and exercise equipment.....	15	120192	12/98	153.251	153.251	153.219	153.219	153.219
Other sporting and athletic goods.....	15	120193	12/85	179.892	179.892	179.892	179.892	179.892
Small arms and ammunition.....	15	13		318.132	318.117	320.989	321.352	321.352
Small arms.....	15	1301		256.881	256.881	256.881	256.881	256.881
Single barrel shotguns, other small firearms n.e.c., and parts & attachments for small arms.....	15	130128	06/13	107.028	107.028	107.028	107.028	107.028
Small arms ammunition.....	15	1302		436.261	436.205	446.928	448.285	448.285
Small arms cartridges and shells.....	15	130281	06/02	302.662	302.612	310.648	311.846	311.846
Other ammunition products.....	15	130282	12/22	104.814	104.814	106.634	106.634	—
Tobacco products, incl. stemmed & redried.....	15	2		1,388.727	1,388.727	1,389.862	1,418.570	1,424.520
Cigarettes, excluding electronic.....	15	21		1,771.492	1,771.492	1,771.492	1,812.284	1,821.138
Cigarettes, excluding electronic.....	15	2101		1,771.492	1,771.492	1,771.492	1,812.284	1,821.138
Cigarettes, excluding electronic.....	15	210105	12/04	340.455	340.455	340.455	348.295	349.996
Stemmed and redried tobacco.....	15	24	06/84	110.907	110.907	114.765	114.705	114.736
Stemmed and redried tobacco.....	15	2402	06/84	109.447	109.447	113.255	113.195	113.226
Stemmed and redried tobacco.....	15	240208	06/99	120.011	120.011	124.186	124.121	124.155
Tobacco, unstemmed leaf, redried before packing.....	15	2402081	12/11	113.977	113.977	114.210	114.199	114.256
Tobacco, stemmed.....	15	2402084	12/11	102.273	102.273	110.151	110.037	110.037
Other tobacco products.....	15	25	12/05	229.311	229.311	229.477	231.289	231.289
Other tobacco products.....	15	2501	12/05	229.311	229.311	229.477	231.289	231.289
Other tobacco products.....	15	250101	12/05	229.311	229.311	229.477	231.289	231.289
Cigars.....	15	2501011	12/11	138.122	138.122	138.122	138.122	138.122
Chewing and smoking tobacco.....	15	2501014	12/11	201.470	201.470	201.659	203.708	203.708
Notions.....	15	3		269.855	269.855	269.855	269.855	269.855
Fasteners, zippers, buttons, needles, pins, and buckles.....	15	32		276.202	276.202	276.202	276.202	276.202

See footnotes at end of table.

Table 9. Producer price indexes for commodity and service groupings and individual items, not seasonally adjusted — Continued
 [September 2024, Index base 1982=100, unless otherwise indicated]

Title	Commodity code		Other index base	Unadjusted index ¹				
	Group code	Item code		May 2024	June 2024 ^P	July 2024 ^P	Aug. 2024 ^P	Sept. 2024 ^P
Fasteners, zippers, buttons, needles, pins, and buckles.....	15	3201		276.202	276.202	276.202	276.202	276.202
Fasteners, zippers, buttons, needles, pins, and buckles (except precious metal).....	15	320100		276.202	276.202	276.202	276.202	276.202
Photographic equipment and supplies.....	15	4		177.007	165.558	171.035	169.812	181.788
Photographic supplies.....	15	42		208.434	191.105	199.395	197.544	215.671
Photographic supplies.....	15	4206	12/83	204.720	187.699	195.842	194.024	211.827
Photographic supplies.....	15	420601	12/83	204.720	187.699	195.842	194.024	211.827
Prepared photographic chemicals.....	15	4206011	12/07	103.852	103.852	103.852	103.852	103.852
Photographic sensitized film, plates, paper, & cloth.....	15	4206012	12/07	196.945	174.714	185.349	182.975	206.228
Photographic sensitized film, plates, paper, & cloth, silver-halide-type (excl X-ray).....	15	42060121	12/07	195.912	169.804	181.890	178.995	205.943
Photographic sensitized film, plates, paper & cloth, other than silver-halide-type (incl X-ray).....	15	42060122	12/07	168.046	168.629	170.326	170.911	172.067
Mobile homes.....	15	5		483.830	483.361	483.361	482.375	482.271
Manufactured homes (mobile homes), all sizes (incl. multisection).....	15	53		496.281	495.800	495.800	494.788	494.682
Manufactured mobile homes and nonresidential mobile buildings.....	15	5303	12/86	464.887	464.437	464.437	463.489	463.389
Manufactured homes (mobile homes), all width sizes (incl. multisection).....	15	530301	12/86	464.887	464.437	464.437	463.489	463.389
Medical, surgical & personal aid devices.....	15	6		204.937	205.101	205.020	204.850	204.718
Surgical and medical instruments.....	15	62	06/82	154.683	154.824	154.909	154.440	154.463
Surgical and medical instruments.....	15	6201	06/82	154.683	154.824	154.909	154.440	154.463
Surgical and medical instruments.....	15	620103	06/05	114.566	114.671	114.734	114.387	114.404
Surgical and medical catheters.....	15	6201031	12/11	94.793	94.730	95.876	96.154	96.154
Orthopedic and surgical instruments.....	15	6201033	06/12	119.169	119.171	119.171	119.171	119.221
Other surgical and medical apparatus and instruments, excluding parts.....	15	6201037	06/12	107.341	107.647	107.426	106.380	106.380
Parts for surgical and medical apparatus and instruments.....	15	6201038	06/12	115.248	115.244	115.244	115.244	115.293
Medical and surgical appliances and supplies.....	15	63	06/83	236.104	236.225	235.775	236.197	235.843
Medical and surgical appliances and supplies.....	15	6301	06/83	236.104	236.225	235.775	236.197	235.843
Medical and surgical appliances and supplies.....	15	630104	12/03	130.533	130.601	130.352	130.585	130.389
Artificial joints and limbs.....	15	6301041	12/11	106.047	105.902	105.493	106.964	104.459
Other orthopedic and prosthetic appliances.....	15	6301042	12/11	99.587	99.562	99.468	99.781	100.600
All other surgical and medical items.....	15	6301044	12/11	127.340	127.460	127.245	127.179	127.321
Ophthalmic goods.....	15	64	12/83	182.218	182.218	182.218	182.218	181.803
Ophthalmic goods.....	15	6401	12/83	182.218	182.218	182.218	182.218	181.803
Ophthalmic fronts, temples, and focal and contact lenses.....	15	640107	12/11	—	131.479	131.479	131.479	131.106
Other ophthalmic goods and prescription ground eyeglass lenses.....	15	640108	12/11	—	130.858	130.858	130.858	130.858
Dental equipment and supplies.....	15	65	06/85	425.387	426.505	426.664	426.893	426.887
Dental equipment and supplies.....	15	6501	06/85	425.387	426.505	426.664	426.893	426.887
Dental equipment and supplies.....	15	650107	12/05	217.520	218.091	218.173	218.289	218.286
Professional dental equipment and supplies.....	15	6501071	12/07	158.076	158.423	158.439	158.478	158.475
Professional dental equipment.....	15	65010713	12/07	164.149	164.670	164.671	164.703	164.703
Professional dental supplies.....	15	65010714	01/23	106.542	106.512	106.547	106.589	106.583
Other industrial safety equipment.....	15	7		341.966	342.551	345.502	347.460	346.261
Personal safety equipment and clothing.....	15	71		341.965	342.551	345.502	347.460	346.260
Personal safety equipment and clothing.....	15	7108	06/04	160.174	160.448	161.830	162.747	162.186
Personal safety equipment and clothing.....	15	710802	06/04	160.174	160.448	161.830	162.747	162.186
Other miscellaneous products.....	15	9		261.333	261.532	263.465	265.337	265.688
Burial caskets.....	15	91		513.009	513.009	513.009	513.009	513.009
Burial caskets.....	15	9101		513.009	513.009	513.009	513.009	513.009
Burial caskets.....	15	910109	12/04	235.097	235.097	235.097	235.097	235.097
Metal burial caskets & coffins, completely lined & trimmed, adult sizes.....	15	9101091	12/11	161.217	—	—	—	—
Wood burial caskets & coffins, completely lined & trimmed, adult sizes.....	15	9101093	12/11	—	170.617	170.617	170.617	170.617
Other burial caskets & coffins, including burial boxes and vaults (except concrete and stone).....	15	9101095	12/11	—	159.734	159.734	159.734	159.734
Musical instruments.....	15	93		295.282	296.335	296.335	296.674	296.674
Musical instruments.....	15	9301		295.282	296.335	296.335	296.674	296.674
Nonelectronic pianos, organs, and nonelectronic piano and organ parts, excluding benches.....	15	930113	12/09	177.728	177.728	—	—	—
Other musical instruments and parts.....	15	930117	06/85	273.555	274.677	274.677	275.038	275.038
Other nonelectronic musical instruments.....	15	9301172	12/09	144.232	144.232	144.232	144.232	144.232
Other musical instrument parts & accessories, sold separately, excl. benches & instrument cases.....	15	9301173	12/09	144.071	144.071	144.071	—	—
Jewelry and jewelry products.....	15	94		279.388	277.952	281.552	281.825	283.498

See footnotes at end of table.

Table 9. Producer price indexes for commodity and service groupings and individual items, not seasonally adjusted — Continued
 [September 2024, Index base 1982=100, unless otherwise indicated]

Title	Commodity code		Other index base	Unadjusted index ¹				
	Group code	Item code		May 2024	June 2024 ^P	July 2024 ^P	Aug. 2024 ^P	Sept. 2024 ^P
Jewelry (gold and platinum) and silverware.....	15	9402		311.361	306.880	309.976	311.072	313.542
Jewelry, gold and platinum.....	15	940222	12/11	131.840	129.942	131.253	131.717	132.763
Costume jewelry and novelties.....	15	9404		239.206	243.921	243.921	243.921	244.936
Costume jewelry and novelties.....	15	940415	12/03	164.505	167.747	167.747	167.747	168.445
All other jewelry and personal goods (excluding costume).....	15	9407	06/07	162.931	162.867	163.806	162.619	163.216
All other jewelry and personal goods (excluding costume).....	15	940714	06/07	162.931	162.867	163.806	162.619	163.216
Jewelers' material and lapidary work.....	15	9408	12/08	182.618	181.720	194.045	194.584	194.943
Pens, pencils, and marking devices.....	15	95		228.593	228.593	228.593	230.922	230.922
Pens, markers, mechanical pencils, and associated parts.....	15	9502	12/85	221.789	221.789	221.789	221.789	221.789
Pens, markers, mechanical pencils, and associated parts.....	15	950210	12/85	221.789	221.789	221.789	221.789	221.789
Lead pencils, art goods, office supplies and small office equipment, excluding paper.....	15	9503	12/85	215.688	215.688	215.688	219.840	219.840
Lead pencils, art goods, office supplies and small office equipment, excluding paper.....	15	950307	12/85	215.688	215.688	215.688	219.840	219.840
Marking devices.....	15	9504	12/85	196.846	196.846	196.846	196.846	196.846
Marking devices.....	15	950406	12/05	138.017	138.017	138.017	138.017	138.017
Brooms and brushes.....	15	97		232.468	232.566	236.652	236.652	236.652
Brooms, brushes and mops.....	15	9705	12/85	222.548	222.642	226.554	226.554	226.554
Brooms, mops, and dusters.....	15	970501	12/85	259.793	259.793	259.793	259.793	259.793
Brooms.....	15	9705011	12/11	147.239	147.239	147.239	147.239	147.239
Mops and dusters, including refills.....	15	9705012	12/11	131.770	131.770	131.770	131.770	131.770
Paint and varnish brushes and rollers.....	15	970502	12/85	189.245	189.245	189.245	189.245	189.245
Paint and varnish brushes.....	15	9705021	12/11	127.594	127.594	127.594	127.594	127.594
Paint holders, pads, roller frames, and rollers.....	15	9705022	12/11	112.404	112.404	112.404	112.404	112.404
Other brushes, excl. paint and varnish brushes.....	15	970503	12/85	229.906	230.078	237.226	237.226	237.226
Personal brushes.....	15	9705031	12/11	104.834	104.834	104.834	104.834	—
Brushes, other than personal.....	15	9705032	12/11	146.004	146.181	153.507	153.507	153.507
Miscellaneous products, n.e.c.....	15	9A	12/85	264.874	265.495	267.277	270.035	270.172
Candles.....	15	9A01	12/85	206.455	206.455	206.455	206.455	206.455
Candles.....	15	9A0101	12/85	206.455	206.455	206.455	206.455	206.455
Signs and advertising displays.....	15	9A04	12/85	251.655	250.805	251.473	255.455	255.455
Non-electric signs and displays.....	15	9A0402	12/85	300.535	298.752	300.153	302.664	302.664
All other miscellaneous fabricated products and recyclable materials.....	15	9A09	12/85	298.763	302.659	307.242	308.077	308.537
Other miscellaneous fabricated products.....	15	9A0901	12/85	308.541	309.109	318.026	318.961	319.476
Reproduction of audio and video media and software.....	15	9D	12/03	128.824	128.824	128.824	128.824	128.824
Reproduction of audio and video media and software.....	15	9D01	12/03	128.824	128.824	128.824	128.824	128.824
Services²								
Transportation services.....	30	—	06/09	160.522	161.528	162.521	161.081	160.555
Transportation of freight and mail.....	30	1	06/09	165.938	165.626	167.515	167.093	167.058
Rail transportation of freight and mail.....	30	11	12/08	153.631	153.561	154.456	154.349	154.814
Rail transportation of freight and mail.....	30	1101	12/08	153.631	153.561	154.456	154.349	154.814
Rail transportation of freight and mail.....	30	110101	12/08	153.631	153.561	154.456	154.349	154.814
Truck transportation of freight.....	30	12	06/09	151.075	150.650	153.506	151.350	151.071
Local motor carrying.....	30	1201	06/09	136.051	135.611	135.936	136.832	136.832
Local motor carrying.....	30	120101	06/09	136.051	135.611	135.936	136.832	136.832
Long-distance motor carrying.....	30	1202	06/09	156.642	156.224	160.079	156.715	156.327
Long-distance motor carrying.....	30	120201	06/09	156.642	156.224	160.079	156.715	156.327
Water transportation of freight.....	30	13	06/09	172.721	174.122	175.641	172.965	173.529
Deep sea water transportation of freight.....	30	1301	12/08	159.711	163.202	165.126	158.486	161.233
Deep sea water transportation of freight.....	30	130101	12/08	159.711	163.202	165.126	158.486	161.233
Coastal and intercoastal water transportation of freight.....	30	1302	12/08	147.479	147.611	147.799	147.897	147.897
Coastal and intercoastal water transportation of freight.....	30	130201	12/08	147.479	147.611	147.799	147.897	147.897
Great Lakes-St Lawrence Seaway water transportation of freight.....	30	1303	12/08	150.417	149.494	150.174	149.882	148.924
Great lakes-St Lawrence Seaway water transportation of freight.....	30	130301	12/08	150.417	149.494	150.174	149.882	148.924
Inland waterways transportation of freight.....	30	1304	12/08	125.164	124.922	126.601	127.036	125.448
Inland waterways transportation of freight.....	30	130401	12/08	125.164	124.922	126.601	127.036	125.448
Air transportation of freight.....	30	14	12/08	119.944	120.538	119.420	118.911	119.409
Air transportation of freight.....	30	1401	12/08	119.944	120.538	119.420	118.911	119.409
Air transportation of freight, domestic.....	30	140102	01/16	114.321	114.876	113.442	113.123	113.251
Air transportation of freight, international.....	30	140103	01/16	95.306	95.794	95.443	94.798	95.697
Courier, messenger, and U.S. postal services.....	30	16	06/09	193.906	193.437	193.810	197.417	197.592
U.S. Postal Service.....	30	1601	06/89	301.311	301.311	301.311	319.573	319.573
Mailing services (market dominant services).....	30	160107	12/12	151.214	151.214	151.214	162.522	162.522
First class mail.....	30	1601071	06/89	267.691	267.691	267.691	287.674	287.674
Periodicals mail.....	30	1601072	06/89	363.276	363.276	363.276	397.812	397.812

See footnotes at end of table.

Table 9. Producer price indexes for commodity and service groupings and individual items, not seasonally adjusted — Continued
 [September 2024, Index base 1982=100, unless otherwise indicated]

Title	Commodity code		Other index base	Unadjusted index ¹				
	Group code	Item code		May 2024	June 2024 ^P	July 2024 ^P	Aug. 2024 ^P	Sept. 2024 ^P
Standard class mail.....	30	1601073	06/89	348.606	348.606	348.606	374.413	374.413
Package services mail.....	30	1601074	06/89	336.790	336.790	336.790	364.916	364.916
Special services and fees.....	30	1601075	06/89	360.852	360.852	360.852	385.364	385.364
Shipping services (competitive services).....	30	160108	12/12	178.782	178.782	178.782	183.321	183.321
Courier and messenger services, except air.....	30	1602	04/09	214.016	213.900	213.667	213.667	213.784
Courier and messenger services, except air.....	30	160201	04/09	214.016	213.900	213.667	213.667	213.784
Air mail and package delivery services, excluding by USPS.....	30	1603	04/09	248.244	246.025	248.426	246.472	247.156
Air mail and package delivery services, excluding by USPS.....	30	160301	04/09	248.244	246.025	248.426	246.472	247.156
Pipeline transportation.....	30	17	05/22	107.618	107.618	108.540	108.416	108.470
Pipeline transportation of petroleum products.....	30	1701	12/08	198.807	198.807	202.468	202.898	203.121
Pipeline transportation of crude petroleum.....	30	170101	12/08	212.270	212.270	217.006	217.190	217.645
Pipeline transportation of refined petroleum products.....	30	170102	12/08	183.867	183.867	186.474	187.131	187.131
Pipeline transportation of natural gas.....	30	1702	05/22	101.106	101.106	101.157	100.766	100.766
Pipeline transportation of natural gas.....	30	170201	05/22	101.106	101.106	101.157	100.766	100.766
Transportation of passengers (partial).....	30	2	06/09	141.505	147.486	145.113	139.819	137.444
Rail transportation of passengers.....	30	21	12/08	133.552	133.552	133.552	133.552	133.552
Rail transportation of passengers.....	30	2101	12/08	133.552	133.552	133.552	133.552	133.552
Rail transportation of passengers.....	30	210101	12/08	133.552	133.552	133.552	133.552	133.552
Airline passenger services.....	30	22	12/08	130.468	136.047	133.834	128.897	126.682
Airline passenger services.....	30	2201	12/08	130.468	136.047	133.834	128.897	126.682
Airline passenger services, domestic.....	30	220101	12/08	139.213	139.889	137.470	134.852	135.528
Airline passenger services, international.....	30	220102	12/08	106.287	123.230	121.563	111.315	102.367
Services related to transportation activities.....	31	—	06/09	138.813	139.041	140.307	137.700	137.582
Services related to water transportation.....	31	1	06/09	145.090	145.234	146.899	147.908	147.887
Towing, tugging, docking, and related services.....	31	11	03/09	152.841	152.546	156.740	157.038	156.993
Towing, tugging, docking and related services.....	31	1101	03/09	152.841	152.546	156.740	157.038	156.993
Towing, tugging, docking and related services.....	31	110101	03/09	152.841	152.546	156.740	157.038	156.993
Operation of port waterfront terminals.....	31	12	12/08	169.956	171.473	172.720	172.279	172.279
Operation of port waterfront terminals.....	31	1201	12/08	169.956	171.473	172.720	172.279	172.279
Operation of port waterfront terminals.....	31	120101	12/08	169.956	171.473	172.720	172.279	172.279
Marine cargo handling.....	31	13	12/08	134.495	134.495	134.495	136.543	136.531
Marine cargo handling.....	31	1301	12/08	134.495	134.495	134.495	136.543	136.531
Marine cargo handling.....	31	130101	12/08	134.495	134.495	134.495	136.543	136.531
Services related to air transportation.....	31	2	04/09	147.129	149.320	154.261	154.476	154.465
Other airport operations, excluding aircraft maintenance and repair.....	31	21	04/09	147.129	149.320	154.261	154.476	154.465
Other airport operations, excluding aircraft maintenance and repair.....	31	2101	04/09	147.129	149.320	154.261	154.476	154.465
Other airport operations, excluding aircraft maintenance and repair.....	31	210101	04/09	147.129	149.320	154.261	154.476	154.465
Other services related to transportation activities (partial).....	31	3	06/09	133.882	133.367	133.089	128.359	128.171
Arrangement of freight and cargo.....	31	31	12/08	143.621	142.717	142.222	142.254	142.254
Arrangement of freight and cargo.....	31	3101	12/08	143.621	142.717	142.222	142.254	142.254
Arrangement of freight and cargo.....	31	310101	12/08	143.621	142.717	142.222	142.254	142.254
Freight forwarding.....	31	32	12/08	110.107	110.096	110.099	100.201	99.811
Freight forwarding.....	31	3201	12/08	110.107	110.096	110.099	100.201	99.811
Freight forwarding.....	31	320101	12/08	110.107	110.096	110.099	100.201	99.811
Warehousing, storage, and related services.....	32	—	12/08	143.976	140.159	140.933	139.532	139.801
Warehousing, storage, and related services.....	32	1	12/08	143.976	140.159	140.933	139.532	139.801
Warehousing, storage, and related services.....	32	11	12/08	143.976	140.159	140.933	139.532	139.801
Warehousing, storage, and related services.....	32	1101	12/08	143.976	140.159	140.933	139.532	139.801
Warehousing, storage, and related services.....	32	110101	12/08	143.976	140.159	140.933	139.532	139.801
Publishing sales, excluding software.....	33	—	06/09	149.285	150.247	150.813	150.673	150.723
Book, periodical, and newspaper publishing sales and subscriptions.....	33	1	06/09	158.822	160.284	160.520	160.187	160.153
Sales of books.....	33	11		517.165	516.940	518.362	516.128	515.899
Sales of textbooks.....	33	1101		817.272	818.645	817.366	820.450	832.381
Sales of textbooks.....	33	110101	06/88	521.951	522.827	522.010	523.980	531.600
Sales of technical, scientific, and professional books.....	33	1102		882.231	882.392	882.658	882.919	882.919
Sales of technical, scientific, and professional books.....	33	110201	06/88	689.044	689.169	689.377	689.581	689.581
Sales of religious books.....	33	1103		237.492	234.578	234.378	234.698	234.406
Sales of religious books.....	33	110301	06/88	180.246	178.035	177.883	178.126	177.904
Sales of general adult and juvenile books.....	33	1104		222.397	221.950	225.461	221.521	219.495
Sales of general adult and juvenile books.....	33	110402		222.397	221.950	225.461	221.521	219.495
Sales of general adult books.....	33	1104021	12/22	107.409	105.969	106.987	105.540	103.911
Sales of juvenile books.....	33	1104022	12/22	109.150	110.611	113.264	110.705	110.603

See footnotes at end of table.

Table 9. Producer price indexes for commodity and service groupings and individual items, not seasonally adjusted — Continued
 [September 2024, Index base 1982=100, unless otherwise indicated]

Title	Commodity code		Other index base	Unadjusted index ¹				
	Group code	Item code		May 2024	June 2024 ^P	July 2024 ^P	Aug. 2024 ^P	Sept. 2024 ^P
Sales of general reference books.....	33	1105		200.863	201.375	198.136	196.987	195.726
Sales of general reference books.....	33	110501	06/88	170.994	171.430	168.673	167.695	166.622
Sales and subscriptions of periodicals and newspapers.....	33	12	06/09	151.975	154.751	154.797	154.795	154.795
Sales and subscriptions of periodicals.....	33	1201	06/07	111.027	111.027	111.083	111.083	111.083
Sales and subscriptions of periodicals.....	33	120101	06/07	111.027	111.027	111.083	111.083	111.083
Newspaper subscription and single copy sales.....	33	1202		615.384	634.274	634.368	634.357	634.358
Newspaper subscription and single copy sales.....	33	120205		615.384	634.274	634.368	634.357	634.358
Newspaper subscriptions, print and online bundled.....	33	1202051	09/15	214.486	214.749	215.126	215.078	215.085
Newspaper subscriptions, print only.....	33	1202052	09/15	184.092	190.265	190.265	190.265	190.265
Greeting card publishing sales.....	33	3	12/85	240.137	240.216	241.042	241.141	241.141
Greeting card publishing sales.....	33	31	12/85	240.137	240.216	241.042	241.141	241.141
Greeting card publishing sales.....	33	3101	12/85	240.137	240.216	241.042	241.141	241.141
Greeting card publishing sales.....	33	310101	12/85	240.137	240.216	241.042	241.141	241.141
Calendars, yearbooks, and other miscellaneous publishing sales.....	33	4	12/89	223.500	221.547	221.183	220.495	220.495
Calendars, yearbooks, and other miscellaneous publishing sales.....	33	41	12/89	223.500	221.547	221.183	220.495	220.495
Calendars, yearbooks, and other miscellaneous publishing sales.....	33	4101	12/89	223.500	221.547	221.183	220.495	220.495
Calendars, yearbooks, and other miscellaneous publishing sales.....	33	410101	12/89	223.500	221.547	221.183	220.495	220.495
Directory, mailing list, and related compilations publishing sales.....	33	6	12/22	112.101	112.350	113.854	114.244	114.513
Directory, mailing list, and related compilations publishing sales.....	33	61	12/22	112.101	112.350	113.854	114.244	114.513
Directory, mailing list, and related compilations publishing sales.....	33	6101	12/22	112.101	112.350	113.854	114.244	114.513
Directory, mailing list, and related compilations publishing sales.....	33	610101	12/22	112.101	112.350	113.854	114.244	114.513
Software publishing.....	34	—	06/09	100.987	100.729	102.709	101.738	102.386
System software publishing.....	34	1	05/22	107.264	106.589	112.447	111.665	111.307
System software publishing.....	34	11	05/22	107.264	106.589	112.447	111.665	111.307
System software publishing.....	34	1101	05/22	107.264	106.589	112.447	111.665	111.307
System software publishing.....	34	110101	05/22	107.264	106.589	112.447	111.665	111.307
Application software publishing.....	34	2	06/09	111.898	112.057	110.086	108.733	110.613
Application software publishing.....	34	21	06/09	111.898	112.057	110.086	108.733	110.613
Desktop and portable device application software publishing.....	34	2101	12/08	105.805	108.069	104.335	101.457	109.050
Desktop and portable device application software publishing.....	34	210101	12/08	105.805	108.069	104.335	101.457	109.050
Application software publishing, cross-industry, vertical market, utilities, and other.....	34	2103	12/08	124.437	123.703	122.222	119.648	121.306
Application software publishing, cross-industry, vertical market, utilities, and other.....	34	210301	12/08	124.437	123.703	122.222	119.648	121.306
Application software publishing, game software.....	34	2104	12/13	95.202	93.842	93.732	98.180	90.399
Application software publishing, game software.....	34	210401	12/13	95.202	93.842	93.732	98.180	90.399
Network compensation from broadcast and cable television and radio.....	35	—	06/09	159.674	160.489	160.489	160.489	160.489
Affiliate agreements, programming sales, and retransmission fees for cable and broadcast tv.....	35	1	06/09	160.535	161.614	161.614	161.614	161.614
Affiliate agreements, programming sales, and retransmission fees for cable and broadcast tv.....	35	11	06/09	160.535	161.614	161.614	161.614	161.614
Affiliate agreements, programming sales, and retransmission fees for cable and broadcast tv.....	35	1101	12/08	163.514	164.612	164.612	164.612	164.612
Affiliate agreements, programming sales, and retransmission fees for cable and broadcast tv.....	35	110101	12/08	163.514	164.612	164.612	164.612	164.612
Affiliate agreements, programming sales, and retransmission fees for radio.....	35	2	06/09	159.747	159.747	159.747	159.747	159.747
Affiliate agreements, programming sales, and retransmission fees for radio.....	35	21	06/09	159.747	159.747	159.747	159.747	159.747
Affiliate agreements, programming sales, and network compensation for radio.....	35	2101	12/08	159.478	159.478	159.478	159.478	159.478
Affiliate agreements, programming sales, and network compensation for radio.....	35	210101	12/08	159.478	159.478	159.478	159.478	159.478
Advertising space and time sales.....	36	—	06/09	102.356	101.854	101.479	100.230	100.565
Advertising space sales in periodicals, newspapers, directories, and mailing lists.....	36	1	06/09	102.445	102.445	102.452	100.665	100.665
Advertising space sales in periodicals and newspapers.....	36	11	06/09	101.734	101.734	101.734	99.650	99.650
Advertising space sales in periodicals.....	36	1101		467.520	467.520	467.520	467.520	467.520
Advertising space sales in newspapers.....	36	1102		347.818	347.818	347.818	331.533	331.533
Advertising space sales in newspapers, print only.....	36	110203	09/15	83.385	83.385	83.385	79.481	79.481
Advertising space sales in directories and mailing lists.....	36	12	12/08	110.789	110.789	110.836	110.836	110.836
Print advertising space sales in directories and mailing lists.....	36	1201	12/08	110.789	110.789	110.836	110.836	110.836
Print advertising space sales in directories and mailing lists.....	36	120101	12/08	110.789	110.789	110.836	110.836	110.836
Television advertising time sales.....	36	2	06/09	81.301	79.740	78.305	74.214	72.954

See footnotes at end of table.

Table 9. Producer price indexes for commodity and service groupings and individual items, not seasonally adjusted — Continued
 [September 2024, Index base 1982=100, unless otherwise indicated]

Title	Commodity code		Other index base	Unadjusted index ¹				
	Group code	Item code		May 2024	June 2024 ^P	July 2024 ^P	Aug. 2024 ^P	Sept. 2024 ^P
Television advertising time sales.....	36	21	06/09	81.301	79.740	78.305	74.214	72.954
Broadcast and network television advertising time sales.....	36	2101	12/08	73.844	75.165	72.467	72.992	74.359
Broadcast and network television advertising time sales.....	36	210101	12/08	73.844	75.165	72.467	72.992	74.359
Cable network advertising time sales.....	36	2102	12/08	75.940	71.483	71.286	62.532	58.636
Cable network advertising time sales.....	36	210201	12/08	75.940	71.483	71.286	62.532	58.636
Local cable system advertising time sales.....	36	2103	12/08	88.970	88.970	88.970	88.970	88.970
Local cable system advertising time sales.....	36	210301	12/08	88.970	88.970	88.970	88.970	88.970
Radio advertising time sales.....	36	3	03/09	93.670	92.734	84.340	85.747	97.900
Radio advertising time sales.....	36	31	03/09	93.670	92.734	84.340	85.747	97.900
Radio advertising time sales.....	36	3101	03/09	93.670	92.734	84.340	85.747	97.900
Radio advertising time sales.....	36	310101	03/09	93.670	92.734	84.340	85.747	97.900
Internet advertising sales.....	36	6	12/22	116.054	116.048	116.980	116.995	116.994
Internet advertising sales.....	36	61	12/22	116.054	116.048	116.980	116.995	116.994
Internet advertising sales.....	36	6101	12/22	116.054	116.048	116.980	116.995	116.994
Internet advertising sales.....	36	610101	12/22	116.054	116.048	116.980	116.995	116.994
Telecommunication, cable, and internet user services.....	37	—	06/09	115.594	115.542	115.668	115.842	115.350
Wired telephone services.....	37	1	06/09	128.913	128.832	129.194	129.332	129.915
Residential wired telephone services.....	37	11	06/09	165.898	165.504	165.348	165.528	165.313
Local residential wired telephone service.....	37	1101	12/08	163.327	162.796	162.768	162.961	163.147
Local residential wired telephone service.....	37	110101	12/08	163.327	162.796	162.768	162.961	163.147
Long distance residential wired telephone service.....	37	1102	03/09	170.981	170.539	170.147	170.299	169.395
Long distance residential wired telephone service.....	37	110201	03/09	170.981	170.539	170.147	170.299	169.395
All-distance residential wired telephone service.....	37	1103	12/11	161.895	167.481	167.865	168.153	168.536
All-distance residential wired telephone service.....	37	110301	12/11	161.895	167.481	167.865	168.153	168.536
Business wired telephone services.....	37	12	06/09	109.157	109.079	109.861	110.075	111.113
Local business wired telephone service.....	37	1201	12/08	131.132	129.867	130.763	129.916	133.083
Local business wired telephone service.....	37	120101	12/08	131.132	129.867	130.763	129.916	133.083
Long distance business wired telephone and other toll service.....	37	1202	04/09	100.066	101.798	104.432	103.285	102.185
Long distance business wired telephone and other toll service.....	37	120201	04/09	107.373	109.232	112.059	110.828	109.647
Private line wired telephone service.....	37	1204	12/11	107.958	107.316	107.001	108.483	109.875
Private line wired telephone service.....	37	120401	12/11	107.958	107.316	107.001	108.483	109.875
All-distance business wired telephone service (partial).....	37	1205	05/22	101.047	101.632	101.345	101.502	102.775
All-distance business wired telephone service.....	37	120501	05/22	101.047	101.632	101.345	101.502	102.775
Other telephone services.....	37	13	12/08	107.446	108.038	107.550	107.236	107.354
Other wired telephone services.....	37	1301	12/08	107.446	108.038	107.550	107.236	107.354
Other wired telephone services.....	37	130104	12/08	106.753	107.340	106.856	106.544	106.661
Wireless telecommunication services.....	37	2	06/09	67.389	67.392	67.386	67.397	67.395
Cellular phone and other wireless telecommunication services.....	37	21	03/09	65.835	65.838	65.833	65.843	65.841
Cellular phone and other wireless telecommunication services.....	37	2101	03/09	65.835	65.838	65.833	65.843	65.841
Cellular phone and other wireless telecommunication services.....	37	210101	03/09	65.835	65.838	65.833	65.843	65.841
Cable and satellite subscriber services.....	37	3	12/08	175.584	176.519	173.017	170.559	167.757
Cable and satellite subscriber services.....	37	31	12/08	175.584	176.519	173.017	170.559	167.757
Cable and satellite subscriber services.....	37	3101	12/08	175.584	176.519	173.017	170.559	167.757
Cable and satellite subscriber services.....	37	310101	12/08	175.584	176.519	173.017	170.559	167.757
Internet access services.....	37	4	03/09	92.236	92.184	93.367	94.587	93.542
Internet access services.....	37	41	03/09	92.236	92.184	93.367	94.587	93.542
Residential Internet access services.....	37	4102	12/11	90.266	90.078	91.516	92.759	91.164
Residential Internet access services.....	37	410201	12/11	90.266	90.078	91.516	92.759	91.164
Business Internet access services.....	37	4103	12/11	98.839	99.158	99.662	100.834	101.276
Business Internet access services.....	37	410301	12/11	98.839	99.158	99.662	100.834	101.276
Bundled wired telecommunications access services.....	37	5	12/11	133.877	133.431	134.271	135.074	134.002
Bundled wired telecommunications access services.....	37	51	12/11	133.877	133.431	134.271	135.074	134.002
Bundled wired telecommunications access services.....	37	5101	12/11	133.877	133.431	134.271	135.074	134.002
Bundled wired telecommunications access services.....	37	510101	12/11	133.877	133.431	134.271	135.074	134.002
Data processing and related services.....	38	—	06/09	107.994	107.495	107.748	107.631	107.465
Data processing and related services.....	38	1	06/09	107.994	107.495	107.748	107.631	107.465
Data processing and related services.....	38	11	06/09	107.994	107.495	107.748	107.631	107.465
Hosting, ASP and other IT infrastructure provisioning services.....	38	1101	12/08	114.456	113.628	114.060	113.866	113.568
Hosting, ASP and other IT infrastructure provisioning services.....	38	110101	12/08	114.456	113.628	114.060	113.866	113.568
Business process management services (partial).....	38	1102	12/08	97.004	97.004	97.004	97.004	97.073
Business process management services (partial).....	38	110201	12/08	97.004	97.004	97.004	97.004	97.073
Data management, information transformation and other services.....	38	1103	12/08	99.593	99.593	99.554	99.554	99.554

See footnotes at end of table.

Table 9. Producer price indexes for commodity and service groupings and individual items, not seasonally adjusted — Continued
 [September 2024, Index base 1982=100, unless otherwise indicated]

Title	Commodity code		Other index base	Unadjusted index ¹				
	Group code	Item code		May 2024	June 2024 ^P	July 2024 ^P	Aug. 2024 ^P	Sept. 2024 ^P
Data management, information transformation and other services.	38	110301	12/08	99.593	99.593	99.554	99.554	99.554
Credit intermediation services (partial).	39	—	06/09	123.409	124.574	121.945	125.754	125.040
Loan services (partial).	39	1	06/09	203.629	202.269	195.208	205.043	200.402
Business loans (partial).	39	11	04/09	384.830	392.767	376.957	393.991	387.696
Business loans (partial).	39	1101	04/09	384.830	392.767	376.957	393.991	387.696
Business loans (partial).	39	110101	04/09	384.830	392.767	376.957	393.991	387.696
Consumer loans (partial).	39	12	06/09	137.001	125.345	123.303	131.666	125.370
Residential real estate loans (partial).	39	1201	04/09	167.626	148.766	146.904	157.627	148.738
Residential real estate loans, except home equity (partial).	39	120101	04/09	147.632	122.935	122.239	131.059	123.149
Home equity loans (partial).	39	120102	04/09	403.952	407.863	397.611	427.261	406.336
Vehicle loans (partial).	39	1202	04/09	57.866	60.115	57.372	61.809	60.694
Vehicle loans (partial).	39	120201	04/09	57.866	60.115	57.372	61.809	60.694
Credit cards, overdraft credit, and related plans (partial).	39	1203	04/09	200.839	208.228	204.538	209.120	207.129
Credit cards, overdraft credit, and related plans (partial).	39	120301	04/09	200.839	208.228	204.538	209.120	207.129
Other loans and loan services (partial).	39	13	04/09	105.878	107.611	102.757	106.993	107.246
Other loans and loan services (partial).	39	1301	04/09	105.878	107.611	102.757	106.993	107.246
Other loans and loan services (partial).	39	130101	04/09	105.878	107.611	102.757	106.993	107.246
Deposit services (partial).	39	2	04/09	78.395	82.074	82.493	82.355	84.817
Deposit services (partial).	39	21	04/09	78.395	82.074	82.493	82.355	84.817
Deposit services (partial).	39	2101	04/09	78.395	82.074	82.493	82.355	84.817
Deposit services (partial).	39	210101	04/09	78.395	82.074	82.493	82.355	84.817
Other credit intermediation services, including trust services (partial).	39	3	04/09	96.365	96.381	96.446	95.314	95.314
Other credit intermediation services, including trust services (partial).	39	31	04/09	96.365	96.381	96.446	95.314	95.314
Other credit intermediation services, including trust services (partial).	39	3101	04/09	96.365	96.381	96.446	95.314	95.314
Other credit intermediation services, including trust services (partial).	39	310101	04/09	96.365	96.381	96.446	95.314	95.314
Investment services.	40	—	06/09	242.632	245.903	250.123	251.132	249.312
Securities brokerage, dealing, investment advice, and related services.	40	1	06/09	226.444	229.769	233.996	234.909	229.552
Securities brokerage, dealing, investment advice, and related services.	40	11	06/09	226.444	229.769	233.996	234.909	229.552
Securities brokerage, dealing, and investment advice.	40	1101	12/08	111.202	113.621	116.321	116.713	112.812
Securities brokerage, dealing, and investment advice.	40	110101	12/08	111.202	113.621	116.321	116.713	112.812
Securities brokerage and dealing related services (partial).	40	1102	12/08	776.063	777.289	783.696	787.548	785.628
Securities brokerage and dealing related services.	40	110201	12/08	776.063	777.289	783.696	787.548	785.628
Portfolio management.	40	2	12/08	283.841	287.339	293.058	293.258	294.231
Portfolio management.	40	21	12/08	283.841	287.339	293.058	293.258	294.231
Portfolio management.	40	2101	12/08	283.841	287.339	293.058	293.258	294.231
Portfolio management.	40	210101	12/08	283.841	287.339	293.058	293.258	294.231
Investment banking.	40	3	12/08	272.168	275.497	275.968	280.645	287.713
Investment banking.	40	31	12/08	272.168	275.497	275.968	280.645	287.713
Investment banking.	40	3101	12/08	272.168	275.497	275.968	280.645	287.713
Investment banking.	40	310101	12/08	272.168	275.497	275.968	280.645	287.713
Insurance and annuities.	41	—	06/09	136.061	136.201	136.387	136.890	137.486
Insurance.	41	1	06/09	139.093	139.244	139.429	139.971	140.601
Insurance.	41	11	06/09	139.093	139.244	139.429	139.971	140.601
Life insurance.	41	1101	03/09	106.138	106.140	106.188	106.945	106.945
Life insurance.	41	110101	03/09	106.138	106.140	106.188	106.945	106.945
Disability insurance, including accidental death.	41	1102	03/09	101.440	101.440	101.440	101.440	101.440
Disability insurance, including accidental death.	41	110201	03/09	101.440	101.440	101.440	101.440	101.440
Health and medical insurance.	41	1103	03/09	154.935	154.853	154.920	155.558	155.574
Health and medical insurance.	41	110301	03/09	154.935	154.853	154.920	155.558	155.574
Property and casualty insurance.	41	1104	03/09	143.871	144.224	144.549	144.944	146.240
Property and casualty insurance.	41	110401	03/09	143.871	144.224	144.549	144.944	146.240
Annuities.	41	2	03/09	117.059	117.049	117.285	117.262	117.431
Annuities.	41	21	03/09	117.059	117.049	117.285	117.262	117.431
Annuities.	41	2101	03/09	117.059	117.049	117.285	117.262	117.431
Annuities.	41	210101	03/09	117.059	117.049	117.285	117.262	117.431
Commissions and fees from sales and administration of insurance policies (partial).	42	—	06/09	112.121	112.121	112.925	112.925	112.925
Commissions from sales of insurance.	42	1	06/09	112.121	112.121	112.925	112.925	112.925
Commissions from sales of insurance.	42	11	06/09	112.121	112.121	112.925	112.925	112.925
Commissions from sales of life insurance and annuities.	42	1101	06/09	107.028	107.028	111.673	111.673	111.673
Commissions from sales of life insurance and annuities.	42	110101	06/09	107.028	107.028	111.673	111.673	111.673

See footnotes at end of table.

Table 9. Producer price indexes for commodity and service groupings and individual items, not seasonally adjusted — Continued
 [September 2024, Index base 1982=100, unless otherwise indicated]

Title	Commodity code		Other index base	Unadjusted index ¹				
	Group code	Item code		May 2024	June 2024 ^P	July 2024 ^P	Aug. 2024 ^P	Sept. 2024 ^P
Commissions from sales of health and medical insurance.....	42	1102	06/09	110.815	110.815	112.028	112.028	112.028
Commissions from sales of health and medical insurance.....	42	110201	06/09	110.815	110.815	112.028	112.028	112.028
Commissions from sales of property and casualty insurance.....	42	1103	06/09	115.881	115.881	116.032	116.032	116.032
Commissions from sales of property and casualty insurance.....	42	110301	06/09	115.881	115.881	116.032	116.032	116.032
Commissions from sales of other insurance.....	42	1104	06/09	100.786	100.786	100.786	100.786	100.786
Commissions from sales of other insurance.....	42	110401	06/09	100.786	100.786	100.786	100.786	100.786
Real estate services (partial).....	43	—	06/09	148.460	150.405	151.771	151.876	151.069
Nonresidential real estate services.....	43	1	06/09	130.270	132.327	133.870	133.742	132.391
Nonresidential real estate rents.....	43	11	06/09	130.563	132.828	134.995	134.644	132.837
Office buildings, gross rents.....	43	1101	12/08	133.708	133.179	134.817	125.618	126.309
Office buildings, gross rents.....	43	110101	12/08	133.708	133.179	134.817	125.618	126.309
Retail properties, gross rents.....	43	1102	04/09	120.611	124.707	127.713	130.106	126.108
Retail properties, gross rents.....	43	110201	04/09	120.611	124.707	127.713	130.106	126.108
Industrial buildings, gross rents.....	43	1103	04/09	121.390	121.516	122.034	121.659	121.668
Industrial buildings, gross rents.....	43	110301	04/09	121.390	121.516	122.034	121.659	121.668
Self-service storage and miniwarehouses, gross rents.....	43	1104	12/08	166.274	165.723	165.528	166.287	165.612
Self-service storage and miniwarehouses, gross rents.....	43	110401	12/08	166.274	165.723	165.528	166.287	165.612
Other nonresidential buildings, gross rents.....	43	1105	12/08	116.587	122.785	125.989	136.996	133.504
Other nonresidential buildings, gross rents.....	43	110501	12/08	116.587	122.785	125.989	136.996	133.504
Nonresidential property sales and leases including land, brokerage fees and commissions.....	43	12	12/08	137.006	136.506	138.280	139.027	139.327
Nonresidential property sales and leases including land, brokerage fees and commissions.....	43	1201	12/08	137.006	136.506	138.280	139.027	139.327
Nonresidential property sales and leases including land, brokerage fees and commissions.....	43	120101	12/08	137.006	136.506	138.280	139.027	139.327
Nonresidential property management fees.....	43	13	12/08	106.592	109.221	106.315	106.908	107.278
Nonresidential property management fees.....	43	1301	12/08	106.592	109.221	106.315	106.908	107.278
Nonresidential property management fees.....	43	130101	12/08	106.592	109.221	106.315	106.908	107.278
Residential real estate services (partial).....	43	2	06/09	181.904	183.647	184.668	185.275	185.581
Residential property sales and rental, brokerage fees and commissions.....	43	21	12/08	203.064	205.114	206.523	207.497	207.904
Residential property sales and rental, brokerage fees and commissions.....	43	2101	12/08	203.064	205.114	206.523	207.497	207.904
Residential property sales and rental, brokerage fees and commissions.....	43	210101	12/08	203.064	205.114	206.523	207.497	207.904
Residential property management fees.....	43	22	12/08	133.181	134.230	134.389	134.185	134.267
Residential property management fees.....	43	2201	12/08	133.181	134.230	134.389	134.185	134.267
Residential property management fees.....	43	220101	12/08	133.181	134.230	134.389	134.185	134.267
Real estate appraisal fees.....	43	3	12/08	119.409	119.613	119.702	119.449	119.449
Real estate appraisal fees.....	43	31	12/08	119.409	119.613	119.702	119.449	119.449
Real estate appraisal fees.....	43	3101	12/08	119.409	119.613	119.702	119.449	119.449
Real estate appraisal fees.....	43	310101	12/08	119.409	119.613	119.702	119.449	119.449
Rental and leasing of goods (partial).....	44	—	06/09	107.525	111.338	113.510	111.924	110.190
Passenger car rental.....	44	1	03/09	101.521	110.420	115.913	110.315	106.956
Passenger car rental.....	44	11	03/09	101.521	110.420	115.913	110.315	106.956
Passenger car rental.....	44	1101	03/09	101.521	110.420	115.913	110.315	106.956
Passenger car rental.....	44	110101	03/09	101.521	110.420	115.913	110.315	106.956
Truck, trailer, and RV rental and leasing.....	44	2	06/09	125.203	125.102	125.304	127.820	126.539
Truck, trailer, and RV rental and leasing.....	44	21	06/09	117.626	117.531	117.721	120.085	118.882
Truck, truck trailer and RV rental.....	44	2101	12/08	120.869	121.448	120.664	122.764	119.753
Truck, truck trailer and RV rental.....	44	210101	12/08	120.869	121.448	120.664	122.764	119.753
Truck, truck trailer and RV leasing.....	44	2102	12/08	124.481	123.895	124.798	127.537	127.537
Truck, truck trailer and RV leasing.....	44	210201	12/08	124.481	123.895	124.798	127.537	127.537
Construction, mining, and forestry machinery and equipment rental and leasing.....	44	3	03/09	105.096	105.738	105.412	105.649	105.480
Construction, mining, and forestry machinery and equipment rental and leasing.....	44	31	03/09	105.096	105.738	105.412	105.649	105.480
Construction, mining, and forestry machinery and equipment rental and leasing.....	44	3101	03/09	105.096	105.738	105.412	105.649	105.480
Construction, mining, and forestry machinery and equipment rental and leasing.....	44	310101	03/09	105.096	105.738	105.412	105.649	105.480
Professional services (partial).....	45	—	06/09	146.293	146.650	146.192	146.280	146.031
Legal services.....	45	1	03/09	176.442	175.985	176.651	176.853	175.836
Legal services.....	45	11	03/09	176.442	175.985	176.651	176.853	175.836
Legal services.....	45	1101	03/09	176.442	175.985	176.651	176.853	175.836
Legal services.....	45	110101	03/09	176.442	175.985	176.651	176.853	175.836

See footnotes at end of table.

Table 9. Producer price indexes for commodity and service groupings and individual items, not seasonally adjusted — Continued

[September 2024, Index base 1982=100, unless otherwise indicated]

Title	Commodity code		Other index base	Unadjusted index ¹				
	Group code	Item code		May 2024	June 2024 ^P	July 2024 ^P	Aug. 2024 ^P	Sept. 2024 ^P
Accounting services (partial).....	45	2	06/09	134.632	133.660	134.191	134.418	135.072
Accounting services, excluding payroll.....	45	21	06/09	134.632	133.660	134.191	134.418	135.072
Financial auditing.....	45	2101	12/08	124.525	123.765	124.163	123.503	124.331
Financial auditing.....	45	210101	12/08	124.525	123.765	124.163	123.503	124.331
Tax preparation and planning.....	45	2102	04/09	138.048	134.020	132.796	130.832	131.372
Tax preparation and planning.....	45	210201	04/09	138.048	134.020	132.796	130.832	131.372
Bookkeeping and compilation.....	45	2103	12/08	143.558	148.650	153.091	156.348	156.464
Bookkeeping and compilation.....	45	210301	12/08	143.558	148.650	153.091	156.348	156.464
Other accounting services, including billing and review (partial).....	45	2104	12/08	125.768	125.020	125.645	129.619	130.740
Other accounting services, including billing and review (partial).....	45	210401	12/08	125.768	125.020	125.645	129.619	130.740
Architectural and engineering services.....	45	3	06/09	135.779	135.946	135.671	135.681	135.681
Architectural services.....	45	31	03/09	115.067	115.084	115.548	115.612	115.612
Architectural services.....	45	3101	03/09	115.067	115.084	115.548	115.612	115.612
Architectural services.....	45	310101	03/09	115.067	115.084	115.548	115.612	115.612
Engineering services.....	45	32	03/09	139.541	139.734	139.324	139.324	139.324
Engineering services.....	45	3201	03/09	139.541	139.734	139.324	139.324	139.324
Engineering services.....	45	320101	03/09	139.541	139.734	139.324	139.324	139.324
Management, scientific, and technical consulting services.....	45	4	06/09	121.490	125.043	119.941	120.051	120.112
Management consulting services.....	45	41	06/09	121.490	125.043	119.941	120.051	120.112
Administrative and general management consulting services.....	45	4101	12/08	145.247	152.035	142.432	142.520	142.530
Administrative and general management consulting services.....	45	410101	12/08	145.247	152.035	142.432	142.520	142.530
Human resources consulting services.....	45	4102	12/08	112.495	111.141	111.462	112.056	112.300
Human resources consulting services.....	45	410201	12/08	112.495	111.141	111.462	112.056	112.300
Marketing consulting services.....	45	4103	12/08	64.832	64.832	64.832	64.832	64.832
Marketing consulting services.....	45	410301	12/08	64.832	64.832	64.832	64.832	64.832
Process, physical distribution, and logistics consulting services.....	45	4104	12/08	126.551	127.604	126.600	126.842	127.302
Process, physical distribution, and logistics consulting services.....	45	410401	12/08	126.551	127.604	126.600	126.842	127.302
Advertising and related services (partial).....	45	5	12/08	118.896	118.491	118.491	118.565	118.248
Advertising agency services.....	45	51	12/08	118.896	118.491	118.491	118.565	118.248
Advertising agency services.....	45	5101	12/08	118.896	118.491	118.491	118.565	118.248
Advertising agency services.....	45	510101	12/08	118.896	118.491	118.491	118.565	118.248
Information technology (IT) technical support and consulting services (partial).....	45	6	12/08	146.386	144.848	157.885	156.096	155.324
Information technology (IT) technical support and consulting services (partial).....	45	61	12/08	146.386	144.848	157.885	156.096	155.324
Information technology (IT) technical support and consulting services (partial).....	45	6101	12/08	146.386	144.848	157.885	156.096	155.324
Information technology (IT) technical support and consulting services (partial).....	45	610101	12/08	146.386	144.848	157.885	156.096	155.324
Employment services.....	46	—	06/09	129.269	128.902	129.754	129.032	132.307
Permanent placement services.....	46	1	03/09	125.867	126.156	126.778	126.210	126.387
Permanent placement services.....	46	11	03/09	125.867	126.156	126.778	126.210	126.387
Employment placement services.....	46	1101	03/09	125.867	126.156	126.778	126.210	126.387
Employment placement services.....	46	110101	03/09	125.867	126.156	126.778	126.210	126.387
Executive search services.....	46	2	12/08	107.848	110.741	108.275	110.897	108.986
Executive search services.....	46	21	12/08	107.848	110.741	108.275	110.897	108.986
Executive search services.....	46	2101	12/08	107.848	110.741	108.275	110.897	108.986
Executive search services.....	46	210101	12/08	107.848	110.741	108.275	110.897	108.986
Staffing services.....	46	3	06/09	129.877	129.421	130.346	129.554	133.055
Temporary help services.....	46	31	03/09	140.094	139.202	141.012	139.461	141.916
Temporary help services.....	46	3101	03/09	140.094	139.202	141.012	139.461	141.916
Temporary help services.....	46	310101	03/09	140.094	139.202	141.012	139.461	141.916
Co-employment staffing services.....	46	32	12/08	119.760	119.760	119.760	119.760	124.374
Co-employment staffing services.....	46	3201	12/08	119.760	119.760	119.760	119.760	124.374
Co-employment staffing services.....	46	320101	12/08	119.760	119.760	119.760	119.760	124.374
Travel arrangement services (partial).....	47	—	06/09	106.852	106.224	108.422	108.435	108.418
Arrangement of flights (partial).....	47	1	06/09	98.835	97.780	101.436	101.375	100.707
Arrangement of international flights.....	47	11	12/08	108.998	106.782	111.584	111.288	110.004
Arrangement of international flights.....	47	1101	12/08	108.998	106.782	111.584	111.288	110.004
Arrangement of international flights.....	47	110101	12/08	108.998	106.782	111.584	111.288	110.004
Arrangement of domestic flights.....	47	12	12/08	78.093	78.585	80.504	80.744	80.905
Arrangement of domestic flights (partial).....	47	1201	12/08	78.093	78.585	80.504	80.744	80.905

See footnotes at end of table.

Table 9. Producer price indexes for commodity and service groupings and individual items, not seasonally adjusted — Continued
 [September 2024, Index base 1982=100, unless otherwise indicated]

Title	Commodity code		Other index base	Unadjusted index ¹				
	Group code	Item code		May 2024	June 2024 ^P	July 2024 ^P	Aug. 2024 ^P	Sept. 2024 ^P
Arrangement of domestic flights.....	47	120101	12/08	78.093	78.585	80.504	80.744	80.905
Arrangement of vehicle rentals and lodging.....	47	2	12/08	108.989	108.978	112.979	112.874	112.888
Arrangement of vehicle rentals and lodging.....	47	21	12/08	108.989	108.978	112.979	112.874	112.888
Arrangement of vehicle rentals and lodging (partial).....	47	2101	12/08	108.989	108.978	112.979	112.874	112.888
Arrangement of vehicle rentals and lodging.....	47	210101	12/08	108.989	108.978	112.979	112.874	112.888
Arrangement of cruises and tours.....	47	3	12/08	111.035	110.086	110.236	110.503	111.815
Arrangement of cruises and tours.....	47	31	12/08	111.035	110.086	110.236	110.503	111.815
Arrangement of cruises and tours.....	47	3101	12/08	111.035	110.086	110.236	110.503	111.815
Arrangement of cruises and tours.....	47	310101	12/08	111.035	110.086	110.236	110.503	111.815
Other travel arrangements (partial).....	47	4	12/08	124.817	124.817	125.232	125.232	125.232
Other travel arrangements (partial).....	47	41	12/08	124.817	124.817	125.232	125.232	125.232
Other travel arrangements (partial).....	47	4101	12/08	124.817	124.817	125.232	125.232	125.232
Other travel arrangements (partial).....	47	410101	12/08	124.817	124.817	125.232	125.232	125.232
Selected security services (partial).....	48	—	03/09	159.057	159.739	160.005	159.931	160.587
Security guard services.....	48	1	03/09	159.057	159.739	160.005	159.931	160.587
Security guard services.....	48	11	03/09	159.057	159.739	160.005	159.931	160.587
Security guard services.....	48	1101	03/09	159.057	159.739	160.005	159.931	160.587
Security guard services.....	48	110101	03/09	159.057	159.739	160.005	159.931	160.587
Cleaning and building maintenance services (partial).....	49	—	03/09	129.683	129.792	130.048	129.989	129.989
Janitorial services.....	49	1	03/09	129.683	129.792	130.048	129.989	129.989
Janitorial services.....	49	11	03/09	129.683	129.792	130.048	129.989	129.989
Janitorial services.....	49	1101	03/09	129.683	129.792	130.048	129.989	129.989
Janitorial services.....	49	110101	03/09	129.683	129.792	130.048	129.989	129.989
Waste collection and remediation services (partial).....	50	—	12/08	178.686	177.891	177.189	176.674	178.865
Waste collection.....	50	1	12/08	178.686	177.891	177.189	176.674	178.865
Solid waste collection.....	50	11	12/08	178.686	177.891	177.189	176.674	178.865
Solid waste collection.....	50	1101	12/08	178.686	177.891	177.189	176.674	178.865
Solid waste collection.....	50	110101	12/08	178.686	177.891	177.189	176.674	178.865
Health care services.....	51	—	06/09	139.971	140.128	140.543	141.041	141.144
Outpatient care (partial).....	51	1	06/09	131.748	131.853	131.960	132.336	132.429
Outpatient care (partial).....	51	11	06/09	131.748	131.853	131.960	132.336	132.429
Physician care.....	51	1101	03/09	118.583	118.711	118.675	118.677	118.708
Medicare patients: physician care.....	51	110102	06/14	105.482	105.480	105.609	105.609	105.609
Medicaid patients: physician care.....	51	110103	06/14	101.261	101.261	101.191	101.203	101.203
Private insurance patients: physician care.....	51	110104	06/14	111.847	112.106	111.978	111.980	111.980
All other patients: physician care.....	51	110105	06/14	114.927	114.876	114.898	114.898	115.190
Medical laboratory and diagnostic imaging center care.....	51	1102	03/09	95.569	95.569	95.569	95.502	95.502
Medical laboratory care.....	51	110201	03/09	91.022	91.022	91.022	90.924	90.924
Medicare patients: medical laboratory care.....	51	1102011	06/14	79.631	79.631	79.631	79.631	79.631
Medicaid patients: medical laboratory care.....	51	1102012	06/14	95.319	95.319	95.319	95.319	95.319
Private insurance patients: medical laboratory care.....	51	1102013	06/14	98.270	98.270	98.270	98.270	98.270
All other patients: medical laboratory care.....	51	1102014	06/14	103.748	103.748	103.748	103.118	103.118
Diagnostic imaging center care.....	51	110202	03/09	103.013	103.013	103.013	103.013	103.013
Medicare and Medicaid patients: diagnostic imaging center care.....	51	1102021	06/14	91.572	91.572	91.572	91.572	91.572
Private insurance and all other patients: diagnostic imaging center care.....	51	1102024	06/14	106.175	106.175	106.175	106.175	106.175
Home health and hospice care.....	51	1103	12/08	129.335	129.365	129.604	129.604	129.698
Home health and hospice care.....	51	110301	12/08	129.335	129.365	129.604	129.604	129.698
Medicare and Medicaid patients: home health and hospice care.....	51	11030101	12/08	122.901	122.901	123.222	123.222	123.348
Medicare patients: home health and hospice care.....	51	110301011	12/08	111.687	111.687	111.687	111.687	111.687
Medicaid patients: home health and hospice care.....	51	110301012	12/08	133.736	133.736	134.343	134.343	134.580
Private insurance and all other patients: home health and hospice care.....	51	11030102	12/08	148.605	148.727	148.727	148.727	148.727
Private insurance patients: home health and hospice care.....	51	110301021	06/14	112.620	112.620	112.620	112.620	112.620
All other patients: home health and hospice care.....	51	110301022	06/14	155.901	156.044	156.044	156.044	156.044
Hospital outpatient care.....	51	1104	12/08	153.692	153.793	154.084	155.165	155.372
Hospital outpatient care.....	51	110401	12/08	153.692	153.793	154.084	155.165	155.372
Hospital outpatient care, general medical & surgical hospitals.....	51	1104011	12/08	153.662	153.702	153.811	154.949	155.295
Medicare patients: hospital outpatient care, general medical and surgical hospitals.....	51	11040111	06/14	117.445	117.145	117.145	117.289	117.289
Medicaid patients: hospital outpatient care, general medical and surgical hospitals.....	51	11040112	06/14	106.555	106.107	106.380	106.380	106.380
Private insurance and all other patients: outpatient care, gen. medical and surgical hospitals.....	51	11040113	06/14	138.424	138.698	138.810	140.320	140.802

See footnotes at end of table.

Table 9. Producer price indexes for commodity and service groupings and individual items, not seasonally adjusted — Continued
 [September 2024, Index base 1982=100, unless otherwise indicated]

Title	Commodity code		Other index base	Unadjusted index ¹				
	Group code	Item code		May 2024	June 2024 ^P	July 2024 ^P	Aug. 2024 ^P	Sept. 2024 ^P
Dental care.....	51	1105	06/10	137.322	137.472	137.462	137.462	137.462
Private insurance patients: dental care.....	51	110502	06/14	127.070	127.280	127.280	127.280	127.280
Private insurance patients: dental visits and consultations.....	51	1105021	06/14	137.405	138.188	138.188	138.188	138.188
Private insurance patients: dental surgical intervention services.....	51	1105022	06/14	115.935	115.935	115.935	115.935	115.935
Private insurance patients: dental non-surgical intervention services.....	51	1105023	06/14	123.801	123.688	123.688	123.688	123.688
Medicare, Medicaid and all other patients: dental care.....	51	110503	06/14	129.384	129.425	129.403	129.403	129.403
Medicare, Medicaid and all other patients: dental visits and consultations.....	51	1105031	06/14	130.983	131.071	131.071	131.071	131.071
Medicare, Medicaid and all other patients: dental surgical intervention services.....	51	1105032	06/14	118.596	118.596	118.596	118.596	118.596
Medicare and Medicaid and all other patients: dental non-surgical intervention services.....	51	1105033	06/14	131.666	131.690	131.646	131.646	131.646
Inpatient care.....	51	2	06/09	153.042	153.302	154.323	155.059	155.174
Inpatient care.....	51	21	06/09	153.042	153.302	154.323	155.059	155.174
Hospital inpatient care.....	51	2101	12/08	154.869	155.261	155.757	156.425	156.565
Hospital inpatient care.....	51	210101	12/08	154.869	155.261	155.757	156.425	156.565
Hospital inpatient care, general medical and surgical hospitals.....	51	2101011	12/08	156.665	157.084	157.676	158.386	158.538
Medicare patients: hospital inpatient care, general medical and surgical hospitals.....	51	21010111	06/14	122.541	122.541	122.541	122.513	122.513
Medicaid patients: hospital inpatient care, general medical and surgical hospitals.....	51	21010112	06/14	118.556	118.556	118.975	118.975	118.975
Private insur. & all other patients: hospital inpatient, general medical and surgical hospitals.....	51	21010113	06/14	147.264	148.055	149.031	150.396	150.684
Private insurance patients: hospital inpatient care, general medical and surgical hospitals.....	51	210101131	06/14	144.853	145.730	146.811	148.324	148.643
All other patients: hospital inpatient care, general medical and surgical hospitals.....	51	210101132	06/14	171.487	171.487	171.487	171.487	171.487
Hospital inpatient care, psychiatric & substance abuse hospitals.....	51	2101012	12/08	132.424	132.424	132.274	133.251	133.251
Hospital inpatient care, specialty hospitals.....	51	2101013	12/08	135.301	135.449	134.154	133.389	133.389
Medicare patients: hospital inpatient care, specialty hospitals.....	51	21010131	06/14	116.759	117.172	115.960	114.652	114.652
Medicaid patients: hospital inpatient care, specialty hospitals.....	51	21010132	06/14	158.918	154.695	155.293	152.925	152.925
Private insurance and all other patients: hospital inpatient care, specialty hospitals.....	51	21010133	06/14	111.222	112.389	110.784	111.130	111.130
Nursing home care.....	51	2102	12/08	148.609	148.464	150.829	152.004	152.054
Nursing home care.....	51	210201	12/08	148.609	148.464	150.829	152.004	152.054
Medicare and Medicaid patients: Nursing home care.....	51	21020101	12/08	148.718	148.765	151.991	152.185	152.279
Medicaid patients: Nursing home care.....	51	210201011	06/12	153.960	154.036	159.380	159.700	159.856
Medicare patients: Nursing home care.....	51	210201012	06/12	122.684	122.684	122.684	122.684	122.684
Private insurance and all other patients: Nursing home care.....	51	21020102	12/08	149.731	149.316	150.845	153.465	153.465
Private insurance patients: Nursing home care.....	51	210201021	06/14	89.663	89.663	91.368	91.368	91.368
All other patients: Nursing home care.....	51	210201022	06/14	138.643	138.194	139.403	142.240	142.240
Intellectual and developmental disability center care.....	51	2103	12/08	204.658	204.624	209.292	209.186	209.186
Intellectual and developmental disability center care.....	51	210301	12/08	204.658	204.624	209.292	209.186	209.186
Medicaid patients: Intellectual and developmental disability center care.....	51	21030101	06/14	157.253	157.220	159.941	159.838	159.838
Medicare, private ins. & all other patients: Intellectual & develop. disability center care.....	51	21030102	06/14	171.734	171.734	179.219	179.219	179.219
Sales of blood and blood products, organs, and tissues.....	51	3	03/09	122.038	122.110	122.928	123.236	123.597
Sales of blood and blood products, organs, and tissues.....	51	31	03/09	122.038	122.110	122.928	123.236	123.597
Sales of blood and blood products, organs, and tissues.....	51	3101	03/09	122.038	122.110	122.928	123.236	123.597
Sales of blood and blood products, organs, and tissues.....	51	310101	03/09	122.038	122.110	122.928	123.236	123.597
Accommodation services.....	53	—	06/09	144.562	152.773	148.663	147.989	146.551
Traveler accommodation services.....	53	1	06/09	144.562	152.773	148.663	147.989	146.551
Traveler accommodation services.....	53	11	06/09	144.562	152.773	148.663	147.989	146.551
Guestroom or unit rental.....	53	1101	03/09	149.076	158.041	153.342	152.733	150.914
Guestroom or unit rental.....	53	110101	03/09	149.076	158.041	153.342	152.733	150.914
Other traveler accommodation services.....	53	1102	03/09	148.768	151.143	152.539	150.801	153.434
Other traveler accommodation services.....	53	110201	03/09	148.768	151.143	152.539	150.801	153.434
Food and beverage for immediate consumption services (partial).....	54	—	06/09	134.765	135.427	135.685	135.165	135.892
Food and beverage for immediate consumption services (partial).....	54	1	06/09	134.765	135.427	135.685	135.165	135.892
Food and nonalcoholic beverages for immediate consumption (partial).....	54	11	04/09	128.459	129.214	129.514	128.947	129.667
Food and nonalcoholic beverages for immediate consumption (partial).....	54	1101	04/09	128.459	129.214	129.514	128.947	129.667
Food and nonalcoholic beverages for immediate consumption (partial).....	54	110101	04/09	128.459	129.214	129.514	128.947	129.667
Alcoholic beverages for immediate consumption (partial).....	54	12	12/08	174.628	174.709	174.709	174.479	175.249
Alcoholic beverages for immediate consumption (partial).....	54	1201	12/08	174.628	174.709	174.709	174.479	175.249
Alcoholic beverages for immediate consumption (partial).....	54	120101	12/08	174.628	174.709	174.709	174.479	175.249
Repair and maintenance services (partial).....	55	—	06/09	162.353	162.974	163.240	164.487	164.629

See footnotes at end of table.

Table 9. Producer price indexes for commodity and service groupings and individual items, not seasonally adjusted — Continued
 [September 2024, Index base 1982=100, unless otherwise indicated]

Title	Commodity code		Other index base	Unadjusted index ¹				
	Group code	Item code		May 2024	June 2024 ^P	July 2024 ^P	Aug. 2024 ^P	Sept. 2024 ^P
Commercial and industrial machinery and equipment repair and maintenance.....	55	1	03/09	165.693	166.825	166.920	168.863	168.927
Commercial and industrial machinery and equipment repair and maintenance.....	55	11	03/09	165.693	166.825	166.920	168.863	168.927
Commercial machinery repair and maintenance.....	55	1101	03/09	165.693	166.825	166.920	168.863	168.927
Commercial machinery repair and maintenance.....	55	110101	03/09	165.693	166.825	166.920	168.863	168.927
Motor vehicle repair and maintenance (partial).....	55	2	12/08	167.011	167.342	168.044	169.240	169.507
Motor vehicle repair and maintenance (partial).....	55	21	12/08	167.011	167.342	168.044	169.240	169.507
Motor vehicle repair and maintenance (partial).....	55	2101	12/08	167.011	167.342	168.044	169.240	169.507
Motor vehicle repair and maintenance (partial).....	55	210101	12/08	167.011	167.342	168.044	169.240	169.507
Ship repair and maintenance.....	55	3	06/09	140.935	140.985	140.985	140.985	141.367
Ship repair and maintenance.....	55	31	06/09	140.935	140.985	140.985	140.985	141.367
Ship repair, military.....	55	3101	12/08	119.922	119.922	119.922	119.922	120.093
Ship repair, military.....	55	310101	12/08	119.922	119.922	119.922	119.922	120.093
Ship repair, nonmilitary.....	55	3102	12/08	191.300	191.456	191.456	191.456	192.289
Ship repair, nonmilitary.....	55	310201	12/08	191.300	191.456	191.456	191.456	192.289
Aircraft repair and maintenance.....	55	4	04/09	156.537	156.587	156.587	156.587	156.587
Aircraft repair and maintenance.....	55	41	04/09	156.537	156.587	156.587	156.587	156.587
Aircraft repair and maintenance.....	55	4101	04/09	156.537	156.587	156.587	156.587	156.587
Aircraft repair and maintenance.....	55	410101	04/09	156.537	156.587	156.587	156.587	156.587
Entertainment services (partial).....	56	—	06/09	128.901	126.599	127.217	125.755	127.686
Membership dues and admissions and recreation facility use fees (partial).....	56	1	06/09	145.783	141.296	144.102	140.363	143.539
Membership dues and admissions and recreation facility use fees (partial).....	56	11	06/09	145.783	141.296	144.102	140.363	143.539
Membership dues.....	56	1101	04/09	134.992	128.230	132.319	128.852	133.366
Membership dues, golf courses and country clubs.....	56	110101	04/09	169.757	170.631	172.245	172.072	172.072
Membership dues, fitness and recreational sports centers.....	56	110102	04/09	114.809	104.735	109.839	104.960	111.416
Admissions and recreational facilities use fees (partial).....	56	1102	12/08	162.599	163.013	163.044	158.886	159.160
Admissions and recreational facilities use fees, golf courses and country clubs.....	56	110201	12/08	111.657	119.298	120.021	120.021	120.021
Admissions and recreational facilities use fees, fitness and recreational sports centers.....	56	110202	12/08	156.346	156.291	156.291	156.291	156.291
Admissions and recreational facilities use fees, amusement and theme parks.....	56	110203	12/08	202.752	197.225	196.681	186.941	187.583
Recreational activity instruction fees (partial).....	56	2	12/08	124.048	132.252	132.270	132.270	132.270
Recreational activity instruction fees (partial).....	56	21	12/08	124.048	132.252	132.270	132.270	132.270
Recreational activity instruction fees (partial).....	56	2101	12/08	124.048	132.252	132.270	132.270	132.270
Recreational activity instruction fees (partial).....	56	210101	12/08	124.048	132.252	132.270	132.270	132.270
Gaming receipts (partial).....	56	3	12/08	112.634	111.810	109.875	110.962	111.648
Gaming receipts (partial).....	56	31	12/08	112.634	111.810	109.875	110.962	111.648
Gaming receipts (partial).....	56	3101	12/08	112.634	111.810	109.875	110.962	111.648
Gaming receipts (partial).....	56	310101	12/08	112.634	111.810	109.875	110.962	111.648
Wholesale trade services.....	57	—	06/09	162.883	166.599	164.696	165.274	165.463
Machinery and equipment and parts and supplies wholesaling.....	57	1	06/09	170.951	173.800	171.380	175.987	175.339
Machinery and equipment and parts and supplies wholesaling.....	57	11	06/09	170.951	173.800	171.380	175.987	175.339
Parts and supplies for machinery and equipment wholesaling.....	57	1102	03/09	199.078	192.368	201.849	201.939	201.603
Parts and supplies for machinery and equipment wholesaling.....	57	110201	03/09	199.078	192.368	201.849	201.939	201.603
Machinery and vehicle wholesaling.....	57	1103	05/19	127.442	134.354	125.859	131.107	132.454
Machinery and vehicle wholesaling.....	57	110301	05/19	127.442	134.354	125.859	131.107	132.454
Professional and commercial equipment wholesaling.....	57	1104	05/19	99.480	100.675	102.406	107.058	100.327
Professional and commercial equipment wholesaling.....	57	110401	05/19	99.480	100.675	102.406	107.058	100.327
Furnishings wholesaling.....	57	2	03/09	136.866	138.038	138.147	138.685	138.685
Furnishings wholesaling.....	57	21	03/09	136.866	138.038	138.147	138.685	138.685
Furnishings wholesaling.....	57	2101	03/09	136.866	138.038	138.147	138.685	138.685
Furnishings wholesaling.....	57	210101	03/09	136.866	138.038	138.147	138.685	138.685
Building materials, paint, and hardware wholesaling.....	57	3	03/09	126.545	128.998	131.659	133.759	133.285
Building materials, paint, and hardware wholesaling.....	57	31	03/09	126.545	128.998	131.659	133.759	133.285
Building materials, paint, and hardware wholesaling.....	57	3101	03/09	126.545	128.998	131.659	133.759	133.285
Building materials, paint, and hardware wholesaling.....	57	310101	03/09	126.545	128.998	131.659	133.759	133.285
Metals, minerals, and ores wholesaling.....	57	4	03/09	255.470	248.399	247.607	245.799	249.417
Metals, minerals, and ores wholesaling.....	57	41	03/09	255.470	248.399	247.607	245.799	249.417
Metals, minerals, and ores wholesaling.....	57	4101	03/09	255.470	248.399	247.607	245.799	249.417
Metals, minerals, and ores wholesaling.....	57	410101	03/09	255.470	248.399	247.607	245.799	249.417

See footnotes at end of table.

Table 9. Producer price indexes for commodity and service groupings and individual items, not seasonally adjusted — Continued
 [September 2024, Index base 1982=100, unless otherwise indicated]

Title	Commodity code		Other index base	Unadjusted index ¹				
	Group code	Item code		May 2024	June 2024 ^P	July 2024 ^P	Aug. 2024 ^P	Sept. 2024 ^P
Chemicals and allied products wholesaling.....	57	5	03/09	129.070	128.538	128.805	131.014	131.156
Chemicals and allied products wholesaling.....	57	51	03/09	129.070	128.538	128.805	131.014	131.156
Chemicals and allied products wholesaling.....	57	5101	03/09	129.070	128.538	128.805	131.014	131.156
Chemicals and allied products wholesaling.....	57	510101	03/09	129.070	128.538	128.805	131.014	131.156
Paper and plastics products wholesaling.....	57	6	03/09	198.803	198.150	200.420	199.310	199.010
Paper and plastics products wholesaling.....	57	61	03/09	198.803	198.150	200.420	199.310	199.010
Paper and plastics products wholesaling.....	57	6101	03/09	198.803	198.150	200.420	199.310	199.010
Paper and plastics products wholesaling.....	57	610101	03/09	198.803	198.150	200.420	199.310	199.010
Apparel wholesaling.....	57	7	03/09	127.945	128.834	128.806	127.133	135.367
Apparel wholesaling.....	57	71	03/09	127.945	128.834	128.806	127.133	135.367
Apparel wholesaling.....	57	7101	03/09	127.945	128.834	128.806	127.133	135.367
Apparel wholesaling.....	57	710101	03/09	127.945	128.834	128.806	127.133	135.367
Food and alcohol wholesaling.....	57	8	06/09	149.949	151.645	149.720	147.440	148.793
Food and alcohol wholesaling.....	57	81	06/09	149.949	151.645	149.720	147.440	148.793
Food wholesaling.....	57	8101	03/09	146.667	148.632	146.289	144.086	145.501
Food wholesaling.....	57	810101	03/09	146.667	148.632	146.289	144.086	145.501
Alcohol wholesaling.....	57	8102	02/09	162.435	161.837	163.426	160.740	161.465
Alcohol wholesaling.....	57	810201	02/09	162.435	161.837	163.426	160.740	161.465
Other commodities wholesaling.....	57	9	03/09	166.532	177.850	173.604	169.630	169.119
Other commodities wholesaling.....	57	91	03/09	166.532	177.850	173.604	169.630	169.119
Other commodities wholesaling.....	57	9101	03/09	166.532	177.850	173.604	169.630	169.119
Other commodities wholesaling.....	57	910101	03/09	166.532	177.850	173.604	169.630	169.119
Retail trade services.....	58	—	06/09	150.561	150.655	147.826	149.838	151.187
Food and alcohol retailing.....	58	1	03/09	184.363	183.333	179.482	177.473	176.699
Food and alcohol retailing.....	58	11	03/09	184.363	183.333	179.482	177.473	176.699
Food retailing.....	58	1102	09/15	148.556	147.859	144.799	143.438	142.723
Food retailing.....	58	110201	09/15	148.556	147.859	144.799	143.438	142.723
Alcohol retailing.....	58	1103	09/15	130.111	128.585	125.609	122.651	122.651
Alcohol retailing.....	58	110301	09/15	130.111	128.585	125.609	122.651	122.651
Health and beauty care retailing, including optical goods.....	58	2	03/09	149.813	150.798	150.532	149.578	150.409
Health and beauty care retailing, including optical goods.....	58	21	03/09	149.813	150.798	150.532	149.578	150.409
Health and beauty care retailing, including optical goods.....	58	2101	03/09	149.813	150.798	150.532	149.578	150.409
Health and beauty care retailing, including optical goods.....	58	210101	03/09	149.813	150.798	150.532	149.578	150.409
Apparel, jewelry, footwear, and accessories retailing.....	58	3	06/09	129.571	126.818	119.419	124.577	127.717
Apparel, jewelry, footwear, and accessories retailing.....	58	31	06/09	129.571	126.818	119.419	124.577	127.717
Apparel, footwear, and accessories retailing.....	58	3101	03/09	123.649	119.956	112.636	118.345	121.937
Apparel, footwear, and accessories retailing.....	58	310101	03/09	123.649	119.956	112.636	118.345	121.937
Jewelry retailing.....	58	3102	03/09	149.992	154.411	147.689	148.046	147.430
Jewelry retailing.....	58	310201	03/09	149.992	154.411	147.689	148.046	147.430
Computer hardware, software, and supplies retailing.....	58	4	03/09	69.511	83.887	92.544	100.385	103.472
Computer hardware, software, and supplies retailing.....	58	41	03/09	69.511	83.887	92.544	100.385	103.472
Computer hardware, software, and supplies retailing.....	58	4101	03/09	69.511	83.887	92.544	100.385	103.472
Computer hardware, software, and supplies retailing.....	58	410101	03/09	69.511	83.887	92.544	100.385	103.472
TV, video, and photographic equipment and supplies retailing.....	58	5	03/09	52.841	53.043	53.416	52.505	50.951
TV, video, and photographic equipment and supplies retailing.....	58	51	03/09	52.841	53.043	53.416	52.505	50.951
TV, video, and photographic equipment and supplies retailing.....	58	5101	03/09	52.841	53.043	53.416	52.505	50.951
TV, video, and photographic equipment and supplies retailing.....	58	510101	03/09	52.841	53.043	53.416	52.505	50.951
Automobiles and automobile parts retailing.....	58	6	06/09	131.255	129.068	124.927	123.486	126.065
Automobiles and automobile parts retailing.....	58	61	06/09	131.255	129.068	124.927	123.486	126.065
Automobile retailing (Partial).....	58	6101	03/09	127.507	122.456	116.153	113.117	116.679
Automobile retailing (Partial).....	58	610101	03/09	127.507	122.456	116.153	113.117	116.679
Automotive parts, including tires, retailing.....	58	6102	03/09	147.012	151.348	151.999	154.178	154.617
Automotive parts, including tires, retailing.....	58	610201	03/09	147.012	151.348	151.999	154.178	154.617
RVs, trailers, and campers retailing.....	58	8	03/09	152.366	127.735	139.961	137.840	134.120
RVs, trailers, and campers retailing.....	58	81	03/09	152.366	127.735	139.961	137.840	134.120
RVs, trailers, and campers retailing.....	58	8101	03/09	152.366	127.735	139.961	137.840	134.120
RVs, trailers, and campers retailing.....	58	810101	03/09	152.366	127.735	139.961	137.840	134.120
Sporting goods, including boats, retailing.....	58	9	03/09	126.290	127.844	120.049	128.473	118.906
Sporting goods, including boats, retailing.....	58	91	03/09	126.290	127.844	120.049	128.473	118.906
Sporting goods, including boats, retailing.....	58	9101	03/09	126.290	127.844	120.049	128.473	118.906

See footnotes at end of table.

Table 9. Producer price indexes for commodity and service groupings and individual items, not seasonally adjusted — Continued
 [September 2024, Index base 1982=100, unless otherwise indicated]

Title	Commodity code		Other index base	Unadjusted index ¹				
	Group code	Item code		May 2024	June 2024 ^P	July 2024 ^P	Aug. 2024 ^P	Sept. 2024 ^P
Sporting goods, including boats, retailing.....	58	910101	03/09	126.290	127.844	120.049	128.473	118.906
Lawn, garden, and farm equipment and supplies retailing.....	58	A	03/09	180.881	181.642	181.227	184.355	184.568
Lawn, garden, and farm equipment and supplies retailing.....	58	A1	03/09	180.881	181.642	181.227	184.355	184.568
Lawn, garden, and farm equipment and supplies retailing.....	58	A101	03/09	180.881	181.642	181.227	184.355	184.568
Lawn, garden, and farm equipment and supplies retailing.....	58	A10101	03/09	180.881	181.642	181.227	184.355	184.568
Furniture retailing.....	58	B	03/09	132.190	133.501	133.444	136.774	145.099
Furniture retailing.....	58	B1	03/09	132.190	133.501	133.444	136.774	145.099
Furniture retailing.....	58	B101	03/09	132.190	133.501	133.444	136.774	145.099
Furniture retailing.....	58	B10101	03/09	132.190	133.501	133.444	136.774	145.099
Flooring and floor coverings retailing.....	58	C	03/09	138.807	140.501	138.458	139.490	140.303
Flooring and floor coverings retailing.....	58	C1	03/09	138.807	140.501	138.458	139.490	140.303
Flooring and floor coverings retailing.....	58	C101	03/09	138.807	140.501	138.458	139.490	140.303
Flooring and floor coverings retailing.....	58	C10101	03/09	138.807	140.501	138.458	139.490	140.303
Hardware and building materials and supplies retailing.....	58	D	03/09	175.841	176.587	175.478	176.527	173.358
Hardware and building materials and supplies retailing.....	58	D1	03/09	175.841	176.587	175.478	176.527	173.358
Hardware and building materials and supplies retailing.....	58	D101	03/09	175.841	176.587	175.478	176.527	173.358
Hardware and building materials and supplies retailing.....	58	D10101	03/09	175.841	176.587	175.478	176.527	173.358
Major household appliance retailing.....	58	E	03/09	128.809	129.776	128.007	121.961	133.336
Major household appliance retailing.....	58	E1	03/09	128.809	129.776	128.007	121.961	133.336
Major household appliance retailing.....	58	E101	03/09	128.809	129.776	128.007	121.961	133.336
Major household appliance retailing.....	58	E10101	03/09	128.809	129.776	128.007	121.961	133.336
Fuels and lubricants retailing.....	58	F	06/09	277.734	288.891	273.993	315.325	315.977
Fuels and lubricants retailing.....	58	F1	06/09	277.734	288.891	273.993	315.325	315.977
Automotive fuels and lubricants retailing.....	58	F101	03/09	351.998	373.936	351.718	414.926	415.658
Automotive fuels and lubricants retailing.....	58	F10101	03/09	351.998	373.936	351.718	414.926	415.658
Household fuels retailing.....	58	F102	03/09	182.830	170.723	169.238	169.443	170.109
Household fuels retailing.....	58	F10201	03/09	182.830	170.723	169.238	169.443	170.109
Cleaning supplies and paper products retailing.....	58	G	03/09	210.783	211.788	209.299	209.105	214.708
Cleaning supplies and paper products retailing.....	58	G1	03/09	210.783	211.788	209.299	209.105	214.708
Cleaning supplies and paper products retailing.....	58	G101	03/09	210.783	211.788	209.299	209.105	214.708
Cleaning supplies and paper products retailing.....	58	G10101	03/09	210.783	211.788	209.299	209.105	214.708
Book retailing.....	58	H	03/09	135.432	139.300	141.678	137.584	139.763
Book retailing.....	58	H1	03/09	135.432	139.300	141.678	137.584	139.763
Book retailing.....	58	H101	03/09	135.432	139.300	141.678	137.584	139.763
Book retailing.....	58	H10101	03/09	135.432	139.300	141.678	137.584	139.763
Other merchandise retailing (partial).....	58	I	03/09	146.029	145.131	144.394	143.859	145.725
Other merchandise retailing (partial).....	58	I1	03/09	146.029	145.131	144.394	143.859	145.725
Other merchandise retailing (partial).....	58	I101	03/09	146.029	145.131	144.394	143.859	145.725
Other merchandise retailing (partial).....	58	I10101	03/09	146.029	145.131	144.394	143.859	145.725
Metal treatment services.....	59	—	12/84	240.934	240.422	240.353	239.419	239.705
Metal treatment services.....	59	1	12/84	240.934	240.422	240.353	239.419	239.705
Metal treatment services.....	59	11	12/84	240.934	240.422	240.353	239.419	239.705
Metal plating and polishing.....	59	1101	12/84	259.256	257.744	260.093	256.311	256.311
Metal plating and polishing.....	59	110111	12/84	259.256	257.744	260.093	256.311	256.311
Metal coating and allied services.....	59	1102	12/84	221.085	221.558	220.935	221.031	221.553
Metal coating and allied services.....	59	110222	12/84	221.085	221.558	220.935	221.031	221.553
Metal heat treating.....	59	1103	06/85	232.856	231.170	229.652	229.652	229.652
Metal heat treating.....	59	110349	06/06	184.186	182.853	181.652	181.652	181.652
Mining services.....	60	—	06/85	269.822	267.066	267.953	271.106	271.897
Mining services.....	60	1	06/85	269.822	267.066	267.953	271.106	271.897
Mining services.....	60	11	06/85	269.822	267.066	267.953	271.106	271.897
Support activities for coal mining.....	60	1102	06/85	226.131	226.761	228.498	228.197	228.197
Support activities for coal mining.....	60	110201	06/85	226.131	226.761	228.498	228.197	228.197
Drilling oil and gas wells services.....	60	1103	12/85	407.322	407.454	406.368	405.693	405.693
Drilling oil and gas wells services.....	60	110301	12/85	407.322	407.454	406.368	405.693	405.693
Support activities for oil and gas operations.....	60	1104	12/85	225.508	222.228	223.649	227.509	228.460
Support activities for oil and gas operations.....	60	110401	12/85	225.508	222.228	223.649	227.509	228.460
Metal and nonmetallic minerals mining services.....	60	1106	05/23	104.091	104.091	102.328	102.182	102.010
Metal and nonmetallic minerals mining services.....	60	110601	05/23	104.091	104.091	102.328	102.182	102.010
Contract work on textile products, apparel, and leather.....	61	—	06/10	137.874	138.810	138.768	140.659	140.615

See footnotes at end of table.

Table 9. Producer price indexes for commodity and service groupings and individual items, not seasonally adjusted — Continued

[September 2024, Index base 1982=100, unless otherwise indicated]

Title	Commodity code		Other index base	Unadjusted index ¹				
	Group code	Item code		May 2024	June 2024 ^p	July 2024 ^p	Aug. 2024 ^p	Sept. 2024 ^p
Contract work on textile products and apparel.....	61	1	06/10	137.993	138.949	138.906	140.835	140.789
Contract work on textile products and apparel.....	61	11	06/10	137.993	138.949	138.906	140.835	140.789
Contract work on textile products.....	61	1102	06/87	239.529	239.407	239.265	239.004	238.851
Commission finishing of broadwoven fabrics.....	61	110201	06/87	266.794	266.655	266.493	266.185	266.011
Commission finishing of cotton broadwoven fabrics.....	61	1102011	06/08	189.575	189.607	189.637	189.585	189.530
Other commission finishing of broadwoven fabrics (excl. cotton & wool).....	61	1102012	06/08	203.527	203.391	203.233	202.960	202.811
Commission knit or knit & finishing of weft & warp knit fabric.....	61	110204	12/94	140.820	140.820	140.820	141.044	141.044
Contract work on apparel.....	61	1103	06/87	150.881	153.147	153.147	157.727	157.727
Contract work on women's, girls' and infants' apparel.....	61	11031	12/11	115.255	117.087	—	—	—
Contract work on men's and boys' (including unisex) apparel.....	61	11032	12/11	131.065	132.874	132.874	132.874	132.874
Contract work on men's and boys' pants, work apparel, and other outerwear.....	61	110321	06/07	132.969	132.969	132.969	132.969	132.969
Contract work on men's and boys' shirts, tailored suits/coats/jackets, & underwear/nightwear.....	61	110323	06/07	138.093	138.093	—	—	—
Contract & commission receipts for tanning or finishing leather owned by others.....	61	2	06/11	130.956	130.956	130.934	131.127	131.127
Contract & commission receipts for tanning or finishing leather owned by others.....	61	21	06/11	130.956	130.956	130.934	131.127	131.127
Contract and commission receipts for tanning or finishing leather owned by others.....	61	2101	12/97	172.672	172.672	172.643	172.898	172.898
Contract and commission receipts for tanning or finishing leather owned by others.....	61	210101	12/97	172.672	172.672	172.643	172.898	172.898
Construction (partial).....	80	—	06/09	164.841	165.354	166.490	166.467	166.657
New nonresidential building construction.....	80	1	06/09	173.406	173.998	175.301	175.243	175.454
New nonresidential building construction.....	80	11	06/09	173.406	173.998	175.301	175.243	175.454
New warehouse building construction.....	80	1101	12/04	233.713	233.544	233.850	233.655	233.604
New warehouse building construction.....	80	110101	12/04	233.713	233.544	233.850	233.655	233.604
New school building construction.....	80	1102	12/05	224.698	224.975	228.181	228.126	228.412
New school building construction.....	80	110201	12/05	224.698	224.975	228.181	228.126	228.412
New office building construction.....	80	1103	06/06	204.269	206.475	208.958	208.433	209.151
New office building construction.....	80	110301	06/06	204.269	206.475	208.958	208.433	209.151
New industrial building construction.....	80	1104	06/07	193.027	193.182	193.089	193.061	193.277
New industrial building construction.....	80	110401	06/07	193.027	193.182	193.089	193.061	193.277
New health care building construction.....	80	1105	06/12	157.899	157.960	158.388	158.962	158.806
New health care building construction.....	80	110501	06/12	157.899	157.960	158.388	158.962	158.806
Maintenance and repair of nonresidential buildings (partial).....	80	2	04/09	153.336	153.471	153.830	154.022	154.131
Maintenance and repair of nonresidential buildings (partial).....	80	21	04/09	153.336	153.471	153.830	154.022	154.131
Maintenance and repair of nonresidential buildings (partial).....	80	2101	04/09	153.336	153.471	153.830	154.022	154.131
Maintenance and repair of nonresidential buildings (partial).....	80	210101	04/09	153.336	153.471	153.830	154.022	154.131

¹ All indexes are subject to revision for 4 months after their originally scheduled publication to incorporate late reports and corrections by survey respondents.

² Due to incomplete coverage of the services sector, some services indexes in this table reflect only a portion of their wherever-provided output. These indexes are flagged using the term "partial" at the end of their titles. For more information regarding wherever-provided services indexes, go to <https://www.bls.gov/ppi/wepnotice.htm>. This webpage includes methodology documentation, a table identifying missing coverage areas for those indexes with incomplete coverage, and a concordance table between wherever-provided services indexes and Census product codes.

p Preliminary

"—" Data not available.

Table 10. Producer price indexes and percentage changes for net output of selected industries and industry groups, not seasonally adjusted
[September 2024]

Title ¹	Index base	Industry code	Unadjusted index ²					Unadjusted 1-month percent change ²	Unadjusted 12-month percent change ²
			May 2024	June 2024 ^P	July 2024 ^P	Aug. 2024 ^P	Sept. 2024 ^P	Aug. to Sept. ^P	Sept. 2023 to Sept. 2024 ^P
Total mining, utilities, and manufacturing industries.....	12/06	AMUM--	156.292	156.639	158.162	157.546	156.141	-0.9	-2.1
Total mining industries.....	12/84	OMIN--	218.599	220.953	225.503	216.933	201.953	-6.9	-13.4
Oil and gas extraction.....	12/85	211--	186.309	191.748	197.563	183.516	160.152	-12.7	-26.5
Mining (except oil & gas).....	12/03	212--	348.725	343.336	347.020	348.754	351.463	0.8	10.2
Mining support activities.....	06/09	213--	127.956	126.634	127.065	128.579	128.935	0.3	3.4
Utilities.....	12/03	221--	179.430	189.926	193.359	191.533	195.386	2.0	0.5
Total manufacturing industries.....	12/84	OMFG--	248.763	247.652	249.762	249.120	246.266	-1.1	-2.4
Food mfg.....	12/84	311--	257.218	258.949	260.250	259.876	262.131	0.9	2.5
Beverage & tobacco mfg.....	12/03	312--	209.171	209.037	209.040	211.373	210.970	-0.2	5.7
Textile mills.....	12/84	313--	168.492	168.751	168.481	168.111	168.378	0.2	-0.8
Textile product mills.....	12/03	314--	160.407	161.155	160.924	160.109	160.146	0.0	-0.3
Apparel manufacturing.....	12/03	315--	131.035	132.406	132.497	133.231	133.140	-0.1	4.2
Leather and allied product manufacturing.....	12/84	316--	205.650	205.222	205.185	205.170	204.959	-0.1	0.9
Wood product manufacturing.....	12/03	321--	184.422	183.110	179.739	179.810	180.116	0.2	-3.6
Paper manufacturing.....	12/03	322--	183.331	183.398	183.962	185.158	186.850	0.9	2.3
Printing and related support activities.....	12/03	323--	165.309	165.751	166.283	167.088	167.089	0.0	3.7
Petroleum and coal products manufacturing.....	12/84	324--	341.251	326.755	345.041	334.828	301.665	-9.9	-26.1
Chemical mfg.....	12/84	325--	352.537	352.745	354.670	355.033	353.805	-0.3	0.5
Plastics and rubber products mfg.....	12/84	326--	251.758	251.864	251.782	252.584	252.725	0.1	1.1
Nonmetallic mineral product mfg.....	12/84	327--	298.235	298.023	298.898	299.741	300.451	0.2	3.9
Primary metal mfg.....	12/84	331--	285.753	284.197	280.146	275.125	273.138	-0.7	-4.7
Fabricated metal product mfg.....	12/84	332--	283.314	283.665	283.786	285.172	285.042	0.0	2.3
Machinery mfg.....	12/03	333--	184.212	184.322	184.505	185.005	184.825	-0.1	2.8
Computer & electronic product mfg.....	12/03	334--	101.979	102.025	101.845	101.958	102.329	0.4	2.8
Electrical equipment, appliance & component mfg.....	12/03	335--	201.113	201.958	202.322	202.389	201.619	-0.4	2.0
Transportation equipment mfg.....	12/03	336--	141.918	141.971	142.196	142.345	142.451	0.1	1.5
Furniture & related product mfg.....	12/84	337--	272.287	272.671	272.628	273.172	274.087	0.3	1.9
Miscellaneous mfg.....	12/03	339--	149.376	149.395	149.952	150.229	150.265	0.0	3.6
Material recyclers.....	12/86	429930	419.960	413.466	417.340	410.372	406.973	-0.8	0.5
Total trade industries.....	12/06	ATRADE	176.735	177.681	175.984	176.084	175.951	-0.1	1.4
Total wholesale trade industries.....	12/06	AWHLTR	193.744	195.931	195.212	193.980	193.216	-0.4	3.7
Merchant wholesalers, durable goods.....	06/04	423--	207.132	205.636	207.267	205.731	203.070	-1.3	4.3
Merchant wholesalers, nondurable goods.....	06/05	424--	212.444	218.524	215.456	214.389	215.395	0.5	3.2
Total retail trade industries.....	12/06	ARETTR	159.042	158.538	155.687	157.362	157.964	0.4	-1.6
Motor vehicle and parts dealers.....	12/03	441--	162.451	162.369	158.841	158.002	159.376	0.9	-13.1
Bldg material and garden equip and supp dealers.....	12/03	444--	208.251	209.118	207.934	210.808	211.571	0.4	1.9
Food and beverage stores.....	12/99	445--	273.049	271.505	266.028	265.056	262.941	-0.8	-0.7
Furniture, home furnishings, electronics, and appliance retailers.....	12/22	449--	104.013	104.074	104.726	104.468	104.729	0.2	0.6
General merchandise retailers.....	12/03	455--	160.803	160.550	158.311	156.954	157.506	0.4	3.0
Health and personal care retailers.....	12/03	456--	143.670	144.134	144.251	141.961	142.421	0.3	-3.4
Gasoline stations and fuel dealers.....	12/22	457--	92.144	94.407	90.868	100.673	101.892	1.2	21.3
Clothing and clothing accessories retailers.....	12/03	458--	154.119	149.406	138.906	148.726	153.333	3.1	-3.9
Sporting goods and hobby retailers.....	12/03	4591--	134.068	128.570	132.504	135.997	129.408	-4.8	3.9
Book retailers and news dealers.....	12/03	4592--	133.949	136.048	135.057	135.702	135.751	0.0	0.5
Office supplies, stationary, and gift retailers.....	12/03	4594--	162.342	162.398	159.833	160.245	160.245	0.0	0.4
Transportation and warehousing industries.....	12/06	ATRNRW	169.785	171.071	172.441	169.783	168.977	-0.5	1.9
Transportation industries.....	12/06	ATRANS	160.265	161.827	163.356	159.629	158.670	-0.6	1.0
Air transportation.....	12/92	481--	258.489	269.869	265.765	257.913	251.819	-2.4	0.6
Rail transportation.....	12/96	482--	235.927	235.823	237.160	236.999	237.694	0.3	2.9
Water transportation.....	12/03	483--	201.607	203.292	204.736	201.405	202.466	0.5	1.2
Truck transportation.....	12/03	484--	187.023	186.883	191.108	185.696	185.353	-0.2	-0.3
Pipeline transportation.....	05/22	486--	109.493	109.493	110.424	110.302	110.355	0.0	0.3
Transportation support activities.....	12/03	488--	150.284	150.408	151.447	149.100	148.989	-0.1	8.3
Delivery and warehouse industries.....	12/06	ADLVWR	216.876	216.347	216.844	220.168	220.396	0.1	6.2
U.S. Postal Service.....	06/89	491--	301.288	301.288	301.288	319.548	319.548	0.0	9.4
Couriers and messengers.....	12/03	492--	324.089	323.458	324.111	323.194	323.591	0.1	5.1
Warehousing and storage.....	12/06	493--	152.775	151.538	152.616	150.688	151.056	0.2	3.8
Services less trade, transportation, and warehousing ³	12/06	ATTDSV	145.462	146.016	146.315	146.691	146.698	0.0	3.9
Information.....	12/06	AINFO-	114.643	114.474	115.119	114.754	114.818	0.1	3.9
Publishing industries.....	12/22	513--	108.553	108.743	110.380	109.914	110.322	0.4	5.2
Broadcasting, except internet.....	12/03	516--	119.103	116.054	114.276	109.684	112.332	2.4	0.1

See footnotes at end of table.

Table 10. Producer price indexes and percentage changes for net output of selected industries and industry groups, not seasonally adjusted — Continued
 [September 2024]

Title ¹	Index base	Industry code	Unadjusted index ²					Unadjusted 1-month percent change ²	Unadjusted 12-month percent change ²
			May 2024	June 2024 ^p	July 2024 ^p	Aug. 2024 ^p	Sept. 2024 ^p	Aug. to Sept. ^p	Sept. 2023 to Sept. 2024 ^p
Information - Continued									
Telecommunications.....	12/03	517--	111.562	111.528	111.654	111.816	111.331	-0.4	3.1
Data processing and related services.....	12/03	5182--	116.330	115.908	116.121	116.022	115.887	-0.1	1.1
Selected health care industries.....									
Offices of physicians.....	12/06	ASHC--	144.107	144.160	144.528	144.890	145.030	0.1	3.3
Offices of dentists.....	12/96	6211--	146.222	146.376	146.333	146.336	146.373	0.0	1.6
Medical and diagnostic laboratories.....	06/10	6212--	137.126	137.274	137.264	137.264	137.264	0.0	4.4
Home health care services.....	12/03	6215--	104.218	104.218	104.218	104.146	104.146	0.0	0.3
Blood and organ banks.....	12/96	6216--	164.645	164.682	164.967	164.967	165.078	0.1	1.3
Hospitals.....	06/06	621991	135.950	136.030	136.911	137.251	137.633	0.3	4.5
Nursing care facilities.....	12/92	622--	235.941	235.984	236.476	237.343	237.708	0.2	3.9
Residential developmental disability homes.....	12/03	6231--	181.477	181.304	184.161	185.568	185.632	0.0	4.4
Other selected services less trade, transportation, and warehousing industries.....	12/03	62321-	244.648	244.614	249.479	249.369	249.387	0.0	8.8
Other selected services less trade, transportation, and warehousing industries.....									
Depository credit intermediation.....	12/06	ASTDSV	153.379	154.350	154.480	155.056	155.062	0.0	4.1
Security, commodity contracts and like activity.....	12/03	5221--	143.328	144.579	141.515	145.958	145.106	-0.6	5.8
Insurance carriers and related activities.....	12/03	523--	280.185	283.638	288.516	289.503	287.816	-0.6	8.4
Lessors of nonres bldg (exc miniwarehouse).....	12/03	524--	157.249	157.329	157.529	158.126	158.573	0.3	4.2
Lessors of miniwarehouse and self storage units.....	12/03	53112-	140.304	142.999	145.579	144.743	142.665	-1.4	-1.1
Offices of real estate agents and brokers.....	12/03	53113-	189.347	188.719	188.498	189.362	188.593	-0.4	-5.3
Real estate property managers.....	12/03	5312--	192.315	193.790	195.328	196.272	196.664	0.2	2.4
Offices of real estate appraisers.....	12/03	53131-	134.688	136.633	135.349	135.499	135.729	0.2	4.0
Automotive equipment rental and leasing.....	12/03	531320	113.414	113.607	113.692	113.452	113.452	0.0	1.8
Other heavy machinery rental and leasing.....	06/01	5321--	148.847	157.291	163.235	158.459	155.136	-2.1	2.2
Legal services.....	12/03	532412	139.073	139.925	139.492	139.851	139.629	-0.2	0.6
Offices of certified public accountants.....	12/96	5411--	292.862	292.104	293.209	293.545	291.856	-0.6	7.5
Other accounting services.....	12/03	541211	149.812	146.301	146.518	146.629	147.503	0.6	2.8
Architectural, engineering and related services.....	12/03	541219	157.517	161.231	162.740	164.067	164.067	0.0	5.5
Management and technical consulting services.....	12/96	5413--	193.562	193.889	193.471	193.486	193.486	0.0	2.3
Advertising agencies.....	06/06	5416--	132.987	135.615	132.025	132.274	132.511	0.2	-0.6
Employment services.....	12/03	54181-	125.007	124.609	124.609	124.682	124.372	-0.2	0.4
Travel agencies.....	12/96	5613--	159.829	159.400	160.430	159.563	163.606	2.5	2.4
Security guards and patrol services.....	12/03	56151-	106.775	106.412	107.842	107.856	107.857	0.0	-1.3
Janitorial services.....	12/04	561612	171.851	172.589	172.876	172.796	173.505	0.4	7.5
Waste collection.....	12/03	56172-	141.477	141.590	141.857	141.796	141.796	0.0	5.5
Amusement and theme parks.....	12/03	5621--	193.275	192.393	191.767	191.384	193.652	1.2	4.1
Golf courses and country clubs.....	06/06	71311-	220.309	219.733	218.718	210.291	209.666	-0.3	3.3
Fitness and recreational sports centers.....	12/05	71391-	161.719	165.433	166.795	166.677	166.720	0.0	5.7
Accommodation.....	12/04	71394-	121.857	115.893	119.286	116.113	120.415	3.7	2.9
Commercial machinery repair and maintenance.....	12/96	721--	198.361	205.900	202.585	201.861	200.172	-0.8	2.4
	06/06	8113--	200.636	202.500	202.500	205.445	205.474	0.0	7.4

¹ Indexes in this table are derived from the net-output-weighted industry price indexes. Because of differences in coverage and aggregation methodology, they will generally not match the movements of similarly titled indexes which are derived from traditional commodity groupings.

² All indexes are subject to revision for 4 months after their originally scheduled publication to incorporate late reports and corrections by survey respondents.

³ Formerly titled "Total traditional service industries."

p Preliminary

-- Data not available.

Table 11. Producer price indexes for net output of selected industries and their products, not seasonally adjusted
 [September 2024]

Title ¹	Industry code	Product code	Index base	Unadjusted index ²				
				May 2024	June 2024 ^P	July 2024 ^P	Aug. 2024 ^P	Sept. 2024 ^P
Logging.....	1133		12/81	203.768	203.764	204.526	205.853	205.587
Logging.....	11331		12/81	203.767	203.764	204.526	205.853	205.587
Logging.....	113310		12/81	203.890	203.886	204.649	205.977	205.711
Primary products.....		113310-P	12/81	211.927	211.923	212.717	214.097	213.820
Secondary products and miscellaneous receipts.....		113310-SM						
Mining								
Total mining industries.....			12/84	218.599	220.953	225.503	216.933	201.953
Oil and gas extraction.....	211		12/85	186.309	191.748	197.563	183.516	160.152
Oil and gas extraction.....	2111		12/85	186.309	191.748	197.563	183.516	160.152
Crude petroleum and natural gas extraction.....	211111		06/02	194.641	200.249	207.280	192.783	165.485
Primary products.....		211111-P	06/84	171.445	176.385	182.578	169.808	145.763
Crude petroleum.....		211111-1	06/84	233.921	233.295	241.718	230.652	192.088
Natural gas (from the wellhead).....		211111-3	06/84	52.394	66.532	68.471	53.669	56.191
Natural gas liquids extraction.....	211112		06/02	139.792	144.266	143.617	132.136	129.772
Primary products.....		211112-P	06/02	139.164	143.618	142.971	131.542	129.189
Natural gas liquids.....		211112-1	06/84	173.517	171.657	168.540	157.374	157.332
Isopentane and natural gasoline.....		211112-11	06/84	258.863	261.878	260.677	252.148	252.839
Propane.....		211112-12	06/84	152.179	176.485	186.098	168.845	147.429
Butane.....		211112-13	06/84	144.619	166.503	166.667	159.881	163.851
Plant condensate, ethane, gas mixtures, and other natural gas liquids.....		211112-14	06/96	172.849	157.728	149.950	138.949	143.947
Residue gas shipped from natural gas liquids plants.....		211112-3	06/84	55.639	73.790	78.637	67.255	59.930
Mining (except oil & gas).....	212		12/03	348.725	343.336	347.020	348.754	351.463
Coal mining.....	2121		12/85	301.020	296.283	296.629	306.899	301.674
Coal mining.....	21211		12/01	324.310	319.206	319.579	330.643	325.014
Coal mining.....	212110		12/22	104.870	103.221	103.342	106.917	105.098
Primary products.....		212110-P	12/22	104.782	103.124	103.245	106.838	105.010
Coal, utility sold.....		212110-1	12/22	107.894	105.829	105.997	110.346	108.441
Bituminous coal and lignite surface mining (utility sold).....		212110-11	12/01	218.920	198.212	202.988	212.157	195.299
Raw bituminous and lignite from surface mining operations (utility sold).....		212110-111	12/01	200.437	194.335	193.799	199.497	192.707
Processed bituminous coal and lignite surface operations (utility sold).....		212110-113	12/01	225.386	199.939	206.431	216.737	196.606
Bituminous coal underground mining (utility sold).....		212110-12	12/01	477.185	484.194	480.604	499.502	503.771
Raw bituminous coal shipped from underground mining operations (utility sold).....		212110-121	12/22	117.064	117.254	119.085	122.200	123.197
Processed bituminous coal shipped from underground mines (utility sold).....		212110-123	12/01	538.087	547.064	541.113	563.491	568.339
Coal exports.....		212110-4	12/22	82.333	82.372	82.221	82.648	80.296
Coal non-utility sold (including anthracite).....		212110-5	12/79	461.949	463.274	463.399	463.327	463.525
Secondary products and miscellaneous receipts.....		212110-SM						
Metal ore mining.....	2122		12/84	482.677	466.902	478.877	466.401	485.626
Iron ore mining.....	21221		12/84	203.925	202.570	206.827	206.827	206.827
Iron ore mining.....	212210		12/84	203.925	202.570	206.827	206.827	206.827
Primary products.....		212210-P	12/84	208.818	207.431	211.791	211.791	211.791
Iron ore (including crude, concentrates, agglomerates and pellets).....		212210-0	12/97	216.484	215.047	219.566	219.566	219.566
Copper, nickel, lead & zinc mining.....	21223		06/88	503.468	460.906	483.844	447.278	463.307
Copper, nickel, lead and zinc mining.....	212230		06/88	518.627	474.769	498.405	460.733	477.250
Primary products.....		212230-P	12/03	450.016	406.493	429.488	394.970	411.194
Secondary products and miscellaneous receipts.....		212230-SM						
Nonmetallic mineral mining & quarrying.....	2123		12/84	393.422	393.208	395.686	398.168	397.908
Stone mining & quarrying.....	21231		12/84	446.191	447.362	450.162	456.047	456.021
Dimension stone mining and quarrying.....	212311		06/85	387.698	387.698	387.698	387.698	387.698
Primary products.....		212311-P	06/85	375.220	375.220	375.220	375.220	375.220
Dimension stone.....		212311-0	06/85	375.220	375.220	375.220	375.220	375.220
Secondary products and miscellaneous receipts.....		212311-SM						
Crushed and broken limestone mining.....	212312		12/83	461.047	461.172	462.372	469.223	469.182
Primary products.....		212312-P	12/83	468.697	468.829	470.096	477.334	477.290
Crushed and broken limestone.....		212312-0	12/83	468.697	468.829	470.096	477.334	477.290
Secondary products and miscellaneous receipts.....		212312-SM						
Crushed and broken granite mining.....	212313		12/83	547.908	556.339	559.498	571.722	571.722
Primary products.....		212313-P	12/83	547.548	555.979	559.138	571.362	571.362
Crushed and broken granite.....		212313-0	12/83	547.548	555.979	559.138	571.362	571.362
Secondary products and miscellaneous receipts.....		212313-SM						

See footnotes at end of table.

Table 11. Producer price indexes for net output of selected industries and their products, not seasonally adjusted — Continued
 [September 2024]

Title ¹	Industry code	Product code	Index base	Unadjusted index ²				
				May 2024	June 2024 ^P	July 2024 ^P	Aug. 2024 ^P	Sept. 2024 ^P
Other crushed and broken stone mining.....	212319		12/83	378.763	378.763	387.569	387.569	387.569
Primary products.....		212319-P	12/83	388.609	388.609	398.082	398.082	398.082
Bituminous limestone and sandstone, and other crushed and broken stone.....		212319-0	12/83	388.609	388.609	398.082	398.082	398.082
Secondary products and miscellaneous receipts.....		212319-SM						
Sand/gravel/clay/refractory minerals mining.....	21232		12/03	264.350	263.552	266.011	266.133	265.670
Construction sand and gravel mining.....	212321		06/82	541.012	539.328	544.621	545.010	543.890
Primary products.....		212321-P	06/82	552.295	550.398	555.960	556.474	555.310
Construction sand and gravel (run of pit/bank, washed, screened, etc).....		212321-0	06/82	552.295	550.398	555.960	556.474	555.310
Construction sand and gravel, Midwest.....		212321-02	12/12	211.111	210.609	210.504	209.603	208.305
Construction sand and gravel, West.....		212321-04	12/12	191.126	190.117	194.062	194.983	194.983
Secondary products and miscellaneous receipts.....		212321-SM						
Miscellaneous receipts.....		212321-M	06/82	494.839	494.839	494.839	494.839	494.839
Kaolin, clay, and ceramic and refractory minerals mining.....	212323		12/22	114.267	113.966	114.795	114.724	114.679
Primary products.....		212323-P	12/22	114.269	113.968	114.796	114.725	114.680
Bentonite.....		212323-2	06/84	234.245	234.795	236.857	236.857	236.857
Secondary products and miscellaneous receipts.....		212323-SM						
Other nonmetallic mineral mining & quarrying.....	21239		12/84	263.075	261.657	261.314	260.520	260.520
Other nonmetallic mineral mining and quarrying.....	212390		12/22	89.966	89.481	89.364	89.092	89.092
Primary products.....		212390-P	12/22	89.966	89.481	89.363	89.092	89.092
Rock salt.....		212390-5	12/84	430.274	430.274	430.274	430.274	—
All other nonmetallic minerals, including gypsum.....		212390-9	06/85	378.407	373.860	374.758	372.896	372.896
Secondary and miscellaneous.....		212390-SM						
Mining support activities.....	213		06/09	127.956	126.634	127.065	128.579	128.935
Mining support activities.....	2131		06/09	127.956	126.634	127.065	128.579	128.935
Mining support activities.....	21311		06/09	127.956	126.634	127.065	128.579	128.935
Drilling oil and gas wells.....	213111		12/85	404.480	404.588	403.698	403.001	403.001
Primary services.....		213111-P	12/85	401.732	401.840	400.956	400.263	400.263
Oil and gas well directional drilling control.....		213111-03	12/03	142.976	143.514	139.745	139.745	139.745
Drilling oil and gas wells, including drilling in, spudding in or tailing in.....		213111-04	12/85	397.011	397.011	397.011	396.197	396.197
Reworking oil and gas wells.....		213111-05	12/92	378.452	378.452	377.055	377.055	377.055
Support activities for oil and gas operations.....		213112	12/85	222.084	218.836	220.211	224.044	224.927
Primary services.....		213112-P	12/85	224.763	221.363	222.792	226.779	227.712
Oil and gas field support services.....		213112-0	12/85	224.763	221.363	222.792	226.779	227.712
Secondary products and miscellaneous receipts.....		213112-SM						
Support activities for coal mining.....		213113	06/85	224.134	224.759	226.480	226.182	226.182
Primary services.....		213113-P	06/85	226.071	226.701	228.438	228.137	228.137
Coal mining services.....		213113-0	06/85	226.071	226.701	228.438	228.137	228.137
Support activities for metal and nonmetallic minerals mining.....		213118	05/23	104.045	104.045	102.273	102.126	101.954
Primary services.....		213118-P	05/23	104.045	104.045	102.273	102.126	101.954
Support activities for metal and nonmetallic minerals mining.....		213118-1	05/23	104.045	104.045	102.273	102.126	101.954
Utilities.....	221		12/03	179.430	189.926	193.359	191.533	195.386
Electric power generation, transmission, and distribution.....	2211		12/03	178.400	190.053	194.182	192.221	197.144
Electric power generation.....	22111		12/03	155.649	159.677	181.127	183.921	198.477
Electric power generation.....	221110		12/03	155.600	159.627	181.079	183.871	198.428
Primary products.....		221110-P	12/03	159.753	163.893	186.345	189.153	204.406
Utilities.....		221110-4	12/03	155.938	153.718	168.790	167.976	165.185
Non-utilities.....		221110-5	12/03	151.959	161.610	189.209	195.125	225.763
Secondary products and miscellaneous receipts.....		221110-SM						
Electric power transmission, control, and distribution.....	22112		12/03	185.800	200.629	197.089	193.072	193.690
Electric bulk power transmission and control.....	221121		12/03	219.373	217.810	211.035	216.887	217.373
Primary products.....		221121-P	12/03	219.871	218.304	211.514	217.379	217.866
Electric bulk power transmission and control.....		221121-3	12/03	219.871	218.304	211.514	217.379	217.866
Electric power distribution.....	221122		12/03	184.671	200.136	196.709	192.312	192.934
Primary products.....		221122-P	12/90	229.489	243.683	242.461	240.463	241.851
Residential electric power.....		221122-41	12/90	229.994	237.863	236.351	234.019	236.761
New England residential electric power.....		221122-411	12/90	230.856	230.699	211.434	208.905	208.905
Middle Atlantic residential electric power.....		221122-412	12/90	190.487	195.270	198.300	195.388	195.564
East North Central residential electric power.....		221122-413	12/90	227.879	244.382	243.709	242.954	243.278
West North Central residential electric power.....		221122-414	12/90	161.227	180.970	184.360	185.968	183.818
South Atlantic residential electric power.....		221122-415	12/90	214.643	224.016	223.695	223.177	224.930
East South Central residential electric power.....		221122-416	12/90	232.870	241.026	239.495	240.253	239.938
West South Central residential electric power.....		221122-417	12/90	233.297	237.306	238.550	224.683	244.656

See footnotes at end of table.

Table 11. Producer price indexes for net output of selected industries and their products, not seasonally adjusted — Continued
 [September 2024]

Title ¹	Industry code	Product code	Index base	Unadjusted index ²				
				May 2024	June 2024 ^P	July 2024 ^P	Aug. 2024 ^P	Sept. 2024 ^P
Electric power distribution - Continued								
Mountain residential electric power.....		221122-418	12/90	188.937	189.134	191.190	191.190	189.366
Pacific residential electric power.....		221122-419	12/90	351.039	354.199	343.987	344.204	344.741
Commercial electric power.....		221122-42	12/90	220.951	240.277	238.058	235.473	235.949
New England commercial electric power.....		221122-421	12/90	255.940	254.826	238.792	237.506	237.506
Middle Atlantic commercial electric power.....		221122-422	12/90	180.836	205.385	208.191	194.881	191.805
East North Central commercial electric power.....		221122-423	12/90	212.211	227.403	227.692	227.386	227.287
West North Central commercial electric power.....		221122-424	12/90	154.563	169.479	175.928	179.002	174.905
South Atlantic commercial electric power.....		221122-425	12/90	173.100	173.375	172.399	171.196	173.064
East South Central commercial electric power.....		221122-426	12/90	200.220	208.810	207.545	207.821	207.635
West South Central commercial electric power.....		221122-427	12/90	223.830	238.738	237.918	234.203	245.942
Mountain commercial electric power.....		221122-428	12/90	166.802	166.788	172.724	172.724	166.689
Pacific commercial electric power.....		221122-429	12/90	379.844	461.563	441.593	441.709	443.194
Industrial electric power.....		221122-43	12/90	245.079	265.654	267.771	268.261	267.780
New England industrial electric power.....		221122-431	12/90	146.440	147.609	159.021	157.206	152.793
Middle Atlantic industrial electric power.....		221122-432	12/90	187.964	195.459	206.756	205.094	205.117
East North Central industrial electric power.....		221122-433	12/90	404.903	429.222	422.609	421.149	425.523
West North Central industrial electric power.....		221122-434	12/90	177.415	193.065	199.304	203.591	192.156
South Atlantic industrial electric power.....		221122-435	12/90	175.742	176.610	175.071	173.818	175.048
East South Central industrial electric power.....		221122-436	12/90	192.662	202.235	201.276	200.858	196.834
West South Central industrial electric power.....		221122-437	12/90	262.438	276.546	277.162	258.011	280.887
Mountain industrial electric power.....		221122-438	12/90	151.940	166.035	189.331	219.092	196.253
Pacific industrial electric power.....		221122-439	12/90	301.418	377.256	364.923	365.016	365.673
Transportation electric power.....		221122-45	12/10	126.640	135.650	134.057	132.400	131.944
Secondary products and miscellaneous receipts.....		221122-SM						
Miscellaneous receipts.....		221122-M	12/90	189.691	190.153	190.151	190.151	190.151
Natural gas distribution.....	2212		12/03	161.639	166.534	166.942	165.844	165.217
Natural gas distribution.....	22121		12/03	161.639	166.534	166.942	165.844	165.217
Natural gas distribution.....	221210		12/03	161.588	166.480	166.889	165.791	165.166
Primary products.....		221210-P	12/90	265.759	272.833	274.149	272.263	273.189
Natural gas to ultimate consumers.....		221210-11	12/90	253.034	260.539	262.002	259.629	259.892
Residential natural gas.....		221210-112	12/90	264.509	269.843	270.893	270.298	272.090
New England residential natural gas.....		221210-1121	06/12	144.638	143.988	142.893	141.442	142.349
Middle Atlantic residential natural gas.....		221210-1122	06/12	152.845	152.764	153.736	152.464	155.011
East North Central residential natural gas.....		221210-1123	06/12	128.014	137.322	138.750	137.574	137.110
West North Central residential natural gas.....		221210-1124	06/12	135.311	134.644	136.707	135.276	135.748
South Atlantic residential natural gas.....		221210-1125	06/12	131.458	134.612	137.127	136.567	139.137
East South Central residential natural gas.....		221210-1126	06/12	96.602	93.768	104.006	105.522	103.926
West South Central residential natural gas.....		221210-1127	06/12	183.403	188.168	190.736	190.835	191.093
Mountain residential natural gas.....		221210-1128	06/12	189.164	189.342	161.608	162.377	161.703
Pacific residential natural gas.....		221210-1129	06/12	162.594	166.184	172.391	175.165	176.357
Commercial natural gas.....		221210-113	12/90	242.557	248.595	248.619	246.216	245.904
New England commercial natural gas.....		221210-1131	06/12	137.273	136.826	136.165	133.615	134.771
Middle Atlantic commercial natural gas.....		221210-1132	06/12	131.560	132.290	133.581	129.827	132.622
East North Central commercial natural gas.....		221210-1133	06/12	126.936	134.624	135.390	133.060	132.869
West North Central commercial natural gas.....		221210-1134	06/12	134.332	138.889	141.258	138.707	140.878
South Atlantic commercial natural gas.....		221210-1135	06/12	119.406	121.887	122.676	121.976	120.512
East South Central commercial natural gas.....		221210-1136	06/12	102.382	107.356	116.355	113.856	111.713
West South Central commercial natural gas.....		221210-1137	06/12	188.420	192.240	192.928	190.548	187.931
Mountain commercial natural gas.....		221210-1138	06/12	196.156	196.001	156.716	156.919	155.635
Pacific commercial natural gas.....		221210-1139	06/12	148.727	154.111	166.810	172.993	168.676
Industrial natural gas.....		221210-114	12/90	193.023	196.000	198.531	194.805	196.751
New England industrial natural gas.....		221210-1141	09/16	139.015	138.225	136.700	129.421	131.009
Middle Atlantic industrial natural gas.....		221210-1142	09/16	134.658	135.726	144.786	139.580	144.474
East North Central industrial natural gas.....		221210-1143	06/12	105.695	111.837	112.864	106.330	109.248
West North Central industrial natural gas.....		221210-1144	06/12	164.831	158.831	165.781	159.700	158.034
South Atlantic industrial natural gas.....		221210-1145	09/16	138.287	144.120	148.907	147.063	151.711
East South Central industrial natural gas.....		221210-1146	09/16	98.374	103.855	111.191	111.058	109.781
West South Central industrial natural gas.....		221210-1147	09/16	134.185	133.890	135.696	135.385	137.718
Mountain industrial natural gas.....		221210-1148	09/16	176.726	176.956	155.429	159.081	159.081
Pacific industrial natural gas.....		221210-1149	09/16	138.146	140.646	139.876	139.204	136.990
To electric power.....		221210-115	12/90	216.440	226.457	228.522	224.773	223.276
Delivered to ultimate consumers for the account of others (transportation only).....		221210-12	12/90	309.617	313.299	313.589	314.806	319.548
Industrial consumer.....		221210-122	12/90	304.577	310.124	311.107	310.731	319.683
Other consumers.....		221210-123	12/90	626.233	630.998	630.613	635.266	638.886
Secondary products and miscellaneous receipts.....		221210-SM						
Miscellaneous receipts.....		221210-M	12/90	190.549	191.052	191.166	190.694	190.741

See footnotes at end of table.

Table 11. Producer price indexes for net output of selected industries and their products, not seasonally adjusted — Continued
 [September 2024]

Title ¹	Industry code	Product code	Index base	Unadjusted index ²				
				May 2024	June 2024 ^P	July 2024 ^P	Aug. 2024 ^P	Sept. 2024 ^P
Construction industries								
New industrial building construction.....	236211		06/07	192.544	192.699	192.607	192.580	192.795
Primary products.....		236211-P	06/07	192.544	192.699	192.607	192.580	192.795
New warehouse building construction.....	236221		12/04	234.061	233.887	234.190	233.992	233.939
Primary products.....		236221-P	12/04	234.061	233.887	234.190	233.992	233.939
New school building construction.....	236222		12/05	224.701	224.978	228.184	228.131	228.407
Primary products.....		236222-P	12/05	224.701	224.978	228.184	228.131	228.407
New office building construction.....	236223		06/06	205.256	207.455	209.898	209.374	210.024
Primary products.....		236223-P	06/06	205.256	207.455	209.898	209.374	210.024
New health care building construction.....	236224		06/12	157.969	158.054	158.489	159.050	158.916
Primary products.....		236224-P	06/12	157.969	158.054	158.489	159.050	158.916
Concrete contractors, nonresidential building work.....	23811X		12/07	178.699	178.903	179.072	178.696	178.615
Primary products.....		23811X-P	12/07	178.699	178.903	179.072	178.696	178.615
Roofing contractors, nonresidential building work.....	23816X		12/07	208.340	208.373	210.098	210.027	209.852
Primary products.....		23816X-P	12/07	208.340	208.373	210.098	210.027	209.852
Electrical contractors, nonresidential building work.....	23821X		12/07	168.698	168.824	170.839	171.019	171.177
Primary products.....		23821X-P	12/07	168.698	168.824	170.839	171.019	171.177
Plumbing, heating and air-conditioning contractors, nonresidential building work.....	23822X		12/07	177.315	177.580	177.998	178.008	177.843
Primary products.....		23822X-P	12/07	177.315	177.580	177.998	178.008	177.843
Manufacturing								
Total manufacturing industries.....			12/84	248.763	247.652	249.762	249.120	246.266
Food mfg.....	311		12/84	257.218	258.949	260.250	259.876	262.131
Animal food mfg.....	3111		12/03	206.918	206.761	207.167	206.138	205.702
Animal food mfg.....	31111		12/03	208.109	207.951	208.359	207.324	206.886
Dog and cat food manufacturing.....	311111		12/85	298.603	298.655	298.656	298.656	298.656
Primary products.....		311111-P	12/85	306.288	306.342	306.342	306.342	306.342
Dog food.....		311111-1	12/85	319.099	319.182	319.182	319.182	319.182
Canned dog food.....		311111-11	12/98	255.062	255.062	255.062	255.062	255.062
Dry and semi moist dog food.....		311111-14	12/11	144.732	144.779	144.779	144.779	144.779
Cat food.....		311111-4	12/85	287.778	287.778	287.778	287.778	287.778
Canned cat food.....		311111-44	12/11	167.111	167.111	167.111	167.111	167.111
Dry and semi moist cat food.....		311111-45	12/98	240.126	240.126	240.126	240.126	240.126
Secondary products and miscellaneous receipts.....		311111-SM						
Miscellaneous receipts.....		311111-M1	12/10	140.857	140.857	140.857	140.857	140.857
Other animal food manufacturing.....	311119		12/80	218.254	217.919	218.701	216.717	215.878
Primary products.....		311119-P	12/80	212.064	211.687	212.490	210.459	209.601
Complete swine feed, supplements, concentrates, and premixes.....		311119-B	12/11	135.471	135.480	135.491	133.526	131.874
Complete beef cattle feed, supplements, concentrates, and premixes.....		311119-H	12/11	115.963	115.340	116.561	114.680	113.874
Poultry, exc. chicken and turkey, and livestock, exc. cattle and swine, feed.....		311119-N	12/80	345.547	345.625	345.629	345.353	345.501
Pet (excluding dog and cat), laboratory, and fur animal feed.....		311119-R	06/91	235.895	236.083	227.491	228.678	227.766
Chicken and turkey feed, supplements, concentrates, and premixes.....		311119-1	12/80	162.211	160.477	161.225	160.321	158.030
Complete dairy cattle feed, supplements, concentrates, and premixes.....		311119-5	12/11	111.926	112.648	114.514	112.517	114.842
Other prepared animal feeds, including feeding materials and adjuncts.....		311119-9	12/80	264.498	267.842	267.922	265.033	263.128
Secondary products and miscellaneous receipts.....		311119-SM						
Miscellaneous receipts.....		311119-M	12/80	262.051	265.970	265.970	266.928	266.928
Secondary products.....		311119-S	12/80	377.187	377.187	376.976	376.778	376.778
Grain & oilseed milling.....	3112		12/03	179.912	179.290	181.626	178.937	178.241
Flour milling & malt mfg.....	31121		12/03	201.891	199.650	197.353	196.275	196.328
Flour milling.....	311211		06/83	228.498	224.435	220.816	219.267	219.976
Primary products.....		311211-P	06/83	232.979	228.660	224.850	223.331	224.065
Prepared flour mixes, including refrigerated and frozen doughs and batters, made in flour mills.....		311211-A	06/83	261.140	261.140	261.426	271.366	271.366
Wheat flour (except flour mixes), made in flour mills.....		311211-1	06/83	258.598	251.502	247.225	245.806	248.815
Wheat mill products, except flour.....		311211-4	06/83	123.375	119.898	118.079	110.482	106.059
Corn mill products.....		311211-7	06/83	210.434	208.040	203.597	203.012	205.258
Other grain mill products.....		311211-9	06/83	276.561	277.098	266.922	260.927	258.786
Secondary products and miscellaneous receipts.....		311211-SM						
Miscellaneous receipts.....		311211-M	06/92	126.942	129.424	128.070	116.791	113.761
Rice milling.....	311212		06/84	235.369	236.378	235.843	235.281	233.473
Primary products.....		311212-P	06/84	234.596	235.602	235.069	234.509	232.707
Milled rice and byproducts.....		311212-0	12/03	225.914	226.882	226.369	225.830	224.094

See footnotes at end of table.

Table 11. Producer price indexes for net output of selected industries and their products, not seasonally adjusted — Continued
 [September 2024]

Title ¹	Industry code	Product code	Index base	Unadjusted index ²				
				May 2024	June 2024 ^P	July 2024 ^P	Aug. 2024 ^P	Sept. 2024 ^P
Rice milling - Continued								
Milled rice (incl second heads, screenings, brewers, bran, sharps, rice flour, and byproducts).....		311212-04	06/03	242.534	245.491	246.122	246.150	243.559
Head rice not packaged with other ingredients.....		311212-06	12/11	133.905	133.596	132.551	131.804	130.871
Malt manufacturing.....	311213		06/85	202.585	202.707	202.799	202.510	202.521
Primary products.....		311213-P	06/85	199.513	199.635	199.728	199.437	199.448
Malt and malt byproducts.....		311213-0	06/85	199.513	199.635	199.728	199.437	199.448
Secondary products and miscellaneous receipts.....		311213-SM1						
Starch & vegetable fats & oils mfg.....	31122		12/03	174.102	173.850	178.116	174.299	172.827
Wet corn milling and starch manufacturing.....	311221		06/85	248.676	248.685	254.008	252.189	248.779
Primary products.....		311221-P	06/85	275.227	275.200	281.244	279.172	275.284
Wet process corn byproducts.....		311221-A	06/85	255.114	263.260	244.924	242.369	238.907
Corn sweeteners, made by wet milling.....		311221-1	06/85	268.753	266.815	279.792	273.029	270.870
Manufactured starch, made by wet milling.....		311221-4	06/85	337.638	336.563	345.566	357.880	351.597
Secondary products and miscellaneous receipts.....		311221-SM						
Soybean and other oilseed processing.....	311224		12/11	98.122	98.120	101.130	97.982	96.610
Primary products.....		311224-P	12/11	89.661	89.631	91.558	89.183	88.070
Cottonseed cake, meal, hulls, and other byproducts.....		311224-B	06/85	529.915	533.575	524.373	507.834	529.226
Cottonseed cake and meal.....		311224-B1	12/11	116.786	117.832	113.243	109.294	119.389
Soybean oil.....		311224-3	12/79	234.940	235.553	238.663	234.312	234.987
Crude soybean oil, degummed, made from soybeans crushed in the same establishment.....		311224-31	05/88	290.167	290.456	290.920	290.522	290.632
Soybean oil, all other types.....		311224-32	12/03	198.063	199.062	205.162	196.367	197.683
Soybean cake, meal, and other byproducts.....		311224-4	12/79	126.164	125.863	126.362	124.285	122.512
Soybean cake and meal.....		311224-41	12/09	88.901	89.483	89.206	87.514	86.351
Other soybean products, including isolates and concentrates.....		311224-42	12/09	150.981	137.123	148.384	149.786	146.204
Cotton linters.....		311224-7	06/85	110.220	130.022	141.727	153.725	161.528
Other crude and refined vegetable oils and other vegetable mill products.....		311224-9	12/11	189.692	189.098	188.900	189.182	187.497
Other crude vegetable oils, including linseed, peanut, sunflower, safflower, etc.....		311224-91	01/99	374.807	372.203	371.017	372.324	370.184
Other vegetable oil mill products, including all oil seed cake and meal.....		311224-93	12/85	295.008	295.347	295.681	295.939	292.260
Secondary products and miscellaneous receipts.....		311224-SM						
Miscellaneous products.....		311224-M	12/11	112.037	117.789	121.212	119.753	116.134
Fats and oils refining and blending.....	311225		12/81	346.791	344.247	345.832	344.167	348.800
Primary products.....		311225-P	12/81	364.993	363.504	367.034	361.550	367.176
Shortening and cooking oils.....		311225-2	12/81	336.462	336.796	340.953	335.038	341.919
Margarine, butter blends, and butter substitutes.....		311225-4	02/04	165.324	162.084	162.326	161.134	-
Secondary products and miscellaneous receipts.....		311225-SM						
Secondary products.....		311225-S	02/04	161.988	158.389	155.355	162.147	162.788
Breakfast cereal manufacturing.....	31123		12/03	175.785	175.785	175.785	175.785	177.412
Breakfast cereal manufacturing.....	311230		12/83	292.390	292.390	292.390	292.390	295.098
Primary products.....		311230-P	12/83	305.449	305.449	305.449	305.449	308.500
Breakfast cereal.....		311230-1	12/83	303.881	303.881	303.881	303.881	306.916
Secondary products and miscellaneous receipts.....		311230-SM						
Sugar & confectionery product mfg.....	3113		12/84	285.582	292.186	290.219	291.934	293.189
Sugar mfg.....	31131		12/03	219.475	218.545	218.699	217.393	215.128
Beet sugar manufacturing.....	311313		06/82	240.732	239.852	240.309	240.175	240.092
Primary products.....		311313-P	06/82	246.562	245.594	246.064	245.926	245.841
Beet sugar.....		311313-0	06/82	250.693	249.708	250.186	250.046	249.959
Secondary products and miscellaneous receipts.....		311313-SM1						
Cane sugar manufacturing.....	311314		12/11	130.155	129.555	129.547	128.325	126.156
Primary products.....		311314-P	12/11	130.433	129.840	129.797	128.560	126.370
Raw cane sugar and sugarcane mill products and byproducts.....		311314-1	06/82	237.876	235.649	235.494	231.726	226.932
Refined granulated cane sugar and byproducts.....		311314-3	06/82	284.212	283.771	283.733	282.161	277.983
Secondary products and miscellaneous receipts.....		311314-SM						
Nonchocolate confectionery mfg.....	31134		12/03	184.281	184.283	184.293	184.443	184.793
Nonchocolate confectionery manufacturing.....	311340		12/03	184.225	184.227	184.238	184.387	184.737
Primary products.....		311340-P	12/03	185.771	185.771	185.771	185.927	186.286
Nonchocolate-type confectioneries.....		311340-5	06/83	285.839	285.839	285.839	286.169	286.169
Other confectionery-type products.....		311340-7	06/91	235.823	235.823	235.823	235.823	247.809
Secondary products and miscellaneous receipts.....		311340-SM						
Chocolate and confectionery manufacturing.....	31135		12/11	149.215	157.485	155.072	157.664	159.991
Chocolate and confectionery mfg. from cacao.....	311351		12/11	212.777	241.950	229.390	238.579	237.852
Primary products.....		311351-P	12/11	210.777	239.739	227.188	236.359	235.633

See footnotes at end of table.

Table 11. Producer price indexes for net output of selected industries and their products, not seasonally adjusted — Continued
 [September 2024]

Title ¹	Industry code	Product code	Index base	Unadjusted index ²				
				May 2024	June 2024 ^P	July 2024 ^P	Aug. 2024 ^P	Sept. 2024 ^P
Chocolate and confectionery mfg. from cacao - Continued								
Chocolate coatings, made from cacao beans.....		311351-1	12/11	241.794	267.954	250.001	263.941	268.379
Chocolate/chocolate-type confectionery products, made from cacao beans.....		311351-4	12/11	133.306	141.204	141.204	141.204	141.204
Other chocolate and cocoa products, made from cacao beans.....		311351-7	12/11	247.548	289.968	270.358	284.545	282.471
Secondary products and miscellaneous receipts.....		311351-SM1						
Confectionery mfg. from purchased chocolate.....	311352		12/11	124.294	124.612	126.049	126.133	129.591
Primary products.....		311352-P	12/11	124.896	125.246	126.823	126.914	129.218
Chocolate/confectionery products, made from purchased chocolate.....		311352-3	12/11	123.555	123.901	125.461	125.551	127.830
Secondary products and miscellaneous receipts.....		311352-SM						
Miscellaneous receipts.....		311352-M	12/11	157.199	157.199	157.105	157.105	157.105
Fruit & vegetable preserving & specialty food mfg.....	3114		12/84	255.670	255.776	256.206	256.341	257.334
Frozen food manufacturing.....	31141		12/03	184.512	184.571	185.487	186.182	187.251
Frozen fruit and vegetable manufacturing.....	311411		06/81	374.819	376.358	383.145	383.191	387.543
Primary products.....		311411-P	06/81	330.485	331.889	337.658	337.814	341.342
Frozen fruits, juices, ades, drinks, and cocktails.....		311411-1	06/81	282.323	283.777	303.430	305.838	319.237
Frozen fruits.....		311411-11	12/90	269.156	272.590	275.884	279.301	281.277
Frozen vegetables.....		311411-4	06/81	359.429	360.860	361.574	360.885	360.802
Frozen vegetables, other than potato products.....		311411-47	12/11	141.700	141.801	141.906	141.812	141.725
Frozen potato products (French-fried, patties, puffs, etc.).....		311411-48	12/11	179.805	180.878	181.371	180.890	180.890
Secondary products and miscellaneous receipts.....		311411-SM						
Miscellaneous receipts.....		311411-M	06/97	935.151	920.741	1,031.902	1,038.077	1,110.125
Frozen specialty food manufacturing.....	311412		12/82	203.539	203.023	202.018	203.344	203.627
Primary products.....		311412-P	12/82	207.506	206.981	205.947	207.306	207.589
Frozen dinners (beef, pork, and poultry pies) and nationality foods, incl. frozen pizza.....		311412-1	12/82	187.297	186.830	185.749	187.264	187.587
Other frozen specialties, incl. all whipped topping, waffles, soups, etc., excluding seafood.....		311412-4	06/91	234.574	233.949	233.553	233.574	233.538
Secondary products and miscellaneous receipts.....		311412-SM						
Secondary products.....		311412-S	12/82	189.898	188.966	189.647	189.647	191.185
Fruit & vegetable canning, pickling & drying.....	31142		12/03	197.571	197.670	197.454	197.017	197.465
Fruit and vegetable canning.....	311421		06/81	293.945	294.323	294.284	294.641	295.534
Primary products.....		311421-P	06/81	294.065	294.867	296.437	295.530	296.462
Canned catsup and other tomato based sauces.....		311421-D	06/81	255.409	255.641	255.709	256.428	255.155
Canned jams, jellies, and preserves.....		311421-G	06/81	262.992	262.992	262.992	264.524	264.427
Canned and fresh fruit juices, nectars, and concentrates.....		311421-K	12/11	152.149	151.840	155.748	155.617	157.701
Pickles and other pickled products, including horseradish.....		311421-Q	06/81	327.951	329.284	329.284	329.284	329.284
Canned fruits, excluding baby foods.....		311421-Q	06/81	336.087	339.270	338.327	332.071	340.839
Canned vegetables.....		311421-5	06/81	300.523	302.176	302.247	300.841	297.664
Secondary products and miscellaneous receipts.....		311421-SM						
Miscellaneous receipts.....		311421-M	06/81	186.470	179.500	159.797	174.938	175.038
Secondary products.....		311421-S	06/81	323.695	325.069	317.431	324.601	325.397
Specialty canning.....	311422		12/82	327.170	326.367	325.343	324.134	324.134
Primary products.....		311422-P	12/82	345.944	344.952	343.688	342.197	342.197
Canned baby foods and other canned specialty/nationality foods.....		311422-5	06/08	145.004	143.336	140.639	138.802	138.802
Canned soups and stews, excluding frozen and seafood.....		311422-6	12/82	461.027	461.020	461.708	460.879	460.879
Canned dry beans.....		311422-7	12/82	222.295	222.295	222.295	222.295	222.295
Secondary products and miscellaneous receipts.....		311422-SM						
Dried and dehydrated food manufacturing.....	311423		12/82	299.563	300.106	299.824	295.548	296.295
Primary products.....		311423-P	12/82	311.030	311.668	311.325	306.310	307.182
Soup mixes (including dried/dehydrated/freeze-dried) and bouillon.....		311423-1	12/82	215.116	215.116	217.339	217.339	217.339
Dried and dehydrated fruits and vegetables, including freeze-dried.....		311423-5	12/82	301.445	302.297	301.466	298.104	299.271
Secondary products and miscellaneous receipts.....		311423-SM						
Dairy product mfg.....	3115		12/84	241.697	245.257	248.002	249.871	253.416
Dairy product (except frozen) mfg.....	31151		12/03	172.591	175.319	177.419	178.856	181.540
Fluid milk manufacturing.....	311511		12/82	302.287	307.841	311.893	312.929	315.460
Primary products.....		311511-P	12/82	277.509	283.216	287.212	288.071	290.296
Yogurt, except frozen.....		311511-A	12/82	183.032	183.031	183.318	183.208	183.232
Perishable dairy product alternatives, including plant-based.....		311511-D	12/91	169.017	169.081	169.081	168.714	168.823
Perishable beverage dairy milk alternatives, including plant-based.....		311511-D1	09/23	98.651	98.665	98.665	98.348	98.299
All other perishable dairy product alternatives, including plant-based.....		311511-D2	09/23	104.919	105.048	105.048	105.228	105.732
Fluid milk and cream, bulk sales.....		311511-1	12/91	251.509	256.815	259.826	262.008	261.957
Fluid milk and related products, packaged (incl. cartons, bottles, cans, etc.) excl. U.H.T.....		311511-5	12/82	289.248	298.503	304.760	305.765	310.009
Whole fluid milk, packaged, excluding U.H.T. and flavored.....		311511-51	12/82	266.257	276.237	283.416	283.326	287.107
Fluid milk, lowfat, incl. 2.0, 1.0, and 0.5 percent packaged, excl. U.H.T. and flavored.....		311511-52	12/82	292.624	303.243	310.996	313.105	319.189

See footnotes at end of table.

Table 11. Producer price indexes for net output of selected industries and their products, not seasonally adjusted — Continued
 [September 2024]

Title ¹	Industry code	Product code	Index base	Unadjusted index ²				
				May 2024	June 2024 ^P	July 2024 ^P	Aug. 2024 ^P	Sept. 2024 ^P
Fluid milk manufacturing - Continued								
Fat free or skim milk, packaged, excluding U.H.T. and flavored.....		311511-53	12/82	301.692	311.354	318.882	319.045	323.808
Other fluid milk related products, incl. heavy & light cream, unflavored sour cream, etc.....		311511-59	06/98	259.313	264.123	265.816	267.199	269.072
Cottage cheese (including bakers', pot, and farmers' cheese).....		311511-7	12/82	314.034	314.325	314.489	315.067	315.754
Other packaged milk products incl. flavored milks, eggnog, buttermilk, etc.....		311511-9	12/91	277.260	281.827	286.430	287.365	289.135
Secondary products and miscellaneous receipts.....		311511-SM						
Secondary products.....		311511-S	12/82	291.688	291.775	293.234	294.637	298.086
Creamery butter manufacturing.....	311512		06/84	212.846	220.355	221.988	220.738	225.067
Primary products.....		311512-P	06/84	209.553	216.946	218.554	217.324	221.585
Creamery butter.....		311512-0	06/84	209.553	216.946	218.554	217.324	221.585
Cheese manufacturing.....	311513		06/81	202.570	205.372	208.630	211.116	216.503
Primary products.....		311513-P	06/81	188.295	190.646	194.056	196.274	201.411
Raw liquid whey.....		311513-A	12/04	277.396	293.466	298.001	317.990	324.508
Natural cheese (cheddar, Swiss, Italian, brick, cream, grated, dried etc.) excl. cottage cheese.....		311513-1	06/81	175.655	177.865	180.751	182.787	187.135
Natural cheese, except lowfat, shipped in consumer packages or containers (3 lbs. or less).....		311513-1111	12/04	139.893	140.363	140.825	140.877	141.509
Natural cheese, except lowfat, shipped in packages or containers (more than 3 lbs.) or bulk.....		311513-1121	12/04	117.030	119.495	122.308	124.765	131.097
Lowfat natural cheese, except cottage cheese, shipped in consumer packages (3 lbs. or less).....		311513-1131	06/10	114.171	114.147	114.202	114.215	114.374
Lowfat natural cheese, except cottage cheese, shipped in packages (more than 3 lbs.) or in bulk.....		311513-1141	06/10	124.196	127.733	133.876	137.823	141.697
Process cheese and related products.....		311513-4	06/81	195.802	197.805	203.135	205.075	213.110
Process cheese, shipped in consumer packages or containers (3 lbs. or less)...		311513-41	06/10	131.934	133.169	133.931	134.690	138.703
All other process cheese and related products.....		311513-49	06/10	143.249	144.819	151.322	153.246	160.414
Process cheese, shipped in packages or containers (more than 3 lbs.) or in bulk.....		311513-4921	06/10	128.554	131.299	149.187	151.117	149.135
Cheese food, spread, and other related products.....		311513-4961	12/11	124.661	124.976	121.159	122.672	135.527
Secondary products and miscellaneous receipts.....		311513-SM						
Miscellaneous receipts.....		311513-M	06/81	268.501	270.901	272.097	273.096	272.798
Secondary products.....		311513-S	06/81	215.313	221.665	220.748	225.015	229.592
Dry, condensed, and evaporated dairy products.....	311514		12/83	209.446	210.727	210.957	214.495	215.297
Primary products.....		311514-P	12/83	226.444	227.015	227.005	231.204	232.062
Ice cream mixes and related products.....		311514-A	04/00	154.085	155.851	158.090	158.803	159.107
Dairy product alternatives, including plant-based.....		311514-D	06/92	198.842	199.160	199.529	200.078	198.533
Dry milk products and mixtures.....		311514-1	12/83	183.682	183.524	183.240	187.848	189.034
Milk products, shipped in consumer-type cans, excluding alternatives.....		311514-5	12/83	340.120	340.396	340.486	341.039	340.858
Concentrated milk products shipped in bulk (barrels, drums, and tanks).....		311514-7	12/83	147.336	153.311	152.356	162.186	165.975
Secondary products and miscellaneous receipts.....		311514-SM						
Secondary products.....		311514-S	12/83	149.089	-	-	-	-
Ice cream and frozen dessert mfg.....	31152		12/03	173.632	173.968	174.133	174.223	174.751
Ice cream and frozen dessert manufacturing.....	311520		06/83	278.989	279.529	279.794	279.939	280.788
Primary products.....		311520-P	06/83	282.568	283.147	283.432	283.577	284.507
Ice cream and frozen dessert manufacturing.....		311520-0	06/83	282.568	283.147	283.432	283.577	284.507
Ice cream, incl. custards (excl. lowfat and nonfat) shipped in bulk (containers 3 gal or more).....		311520-01	06/83	285.948	286.356	286.772	287.865	289.337
Ice cream, incl. custards (excl. lowfat and nonfat) shipped in sizes less than 3 gallons.....		311520-02	06/83	280.937	281.435	281.821	282.010	283.475
Ice cream, including custards (excluding lowfat and nonfat), novelty forms.....		311520-03	06/92	213.771	214.096	214.141	214.129	214.154
Ice cream, including custards, lowfat and nonfat.....		311520-04	12/98	161.541	162.868	162.953	163.000	163.386
Frozen desserts containing fats other than butterfat (incl. soy, rice, almond, oats, etc.).....		311520-06	12/22	105.418	104.375	104.378	104.378	104.858
Other frozen desserts (yogurt, sherbet, water ices, mellorine, frozen pudding, gelato, etc.).....		311520-09	12/98	215.604	216.196	216.535	216.497	216.769
Secondary products and miscellaneous receipts.....		311520-SM						
Miscellaneous receipts.....		311520-M	06/83	318.389	316.480	314.359	314.485	314.485
Secondary products.....		311520-S	06/83	191.637	191.637	191.728	191.868	191.166
Animal slaughtering & processing.....	31161		12/84	227.993	230.557	231.106	227.115	233.374
Animal, except poultry, slaughtering.....	311611		12/80	259.239	268.953	269.723	256.950	256.026
Primary products.....		311611-P	12/80	255.120	264.725	265.488	252.907	251.940
Pork, fresh/frozen, unprocessed, all cuts, except sausage, made in slaughtering plants.....		311611-A	12/80	170.658	171.657	172.619	170.255	170.165
Pork, processed or cured, not canned or made into sausage, made in slaughtering plants.....		311611-G	12/80	261.336	263.307	263.592	268.914	268.682
Fresh and processed sausage, deli, and cooked meats, made in slaughtering plants.....		311611-J	12/80	310.404	314.269	327.183	324.409	323.395
Hides, skins, and pelts, made in slaughtering plants.....		311611-Q	12/80	81.397	79.648	77.730	75.754	75.296
Miscellaneous byproducts of slaughtering plants.....		311611-R	12/80	521.184	522.276	542.854	532.053	529.639

See footnotes at end of table.

Table 11. Producer price indexes for net output of selected industries and their products, not seasonally adjusted — Continued
 [September 2024]

Title ¹	Industry code	Product code	Index base	Unadjusted index ²				
				May 2024	June 2024 ^P	July 2024 ^P	Aug. 2024 ^P	Sept. 2024 ^P
Animal, except poultry, slaughtering - Continued								
Beef, fresh or frozen, not canned or made into sausage, made in slaughtering plants.....		311611-1	12/80	291.998	309.328	307.823	285.982	284.378
Beef, fresh/frozen whole/half carcass, not canned or made into sausage, misp...		311611-10	12/80	296.713	297.481	304.978	302.517	321.545
Beef, fresh/frozen variety meats, not canned or made into sausage, made in slaughtering plants.....		311611-16	12/80	325.511	334.543	344.637	347.830	342.512
Beef, fresh/frozen, primal and subprimal cuts, made in slaughtering plants.....		311611-17	12/95	259.481	276.931	274.100	251.311	248.390
Lamb/mutton, fresh or frozen, not canned or made into sausage, made in slaughtering plants.....		311611-7	12/95	320.072	315.881	320.693	320.011	320.322
Secondary products and miscellaneous receipts.....		311611-SM						
Secondary products.....		311611-S	12/80	152.772	155.188	155.220	147.940	152.217
Meat processed from carcasses.....	311612		12/82	233.118	233.410	238.300	241.023	244.649
Primary products.....		311612-P	12/82	226.950	227.255	232.176	234.907	238.425
Other processed, frozen, or cooked meats, made from purchased carcasses.....		311612-A	12/82	230.467	232.002	237.659	243.030	243.961
Boxed meat (beef, pork, lamb, etc.), made from purchased carcasses.....		311612-A1	06/08	145.320	144.059	148.580	144.114	143.302
Frozen ground meat patties and other processed, frozen, or cooked meats, mfpc.....		311612-A5	09/16	134.545	136.142	139.144	144.748	145.732
Pork, processed or cured, not canned or made into sausage, mfpc.....		311612-1	12/82	171.692	169.248	173.671	176.142	180.925
Pork, sweet-pickled, dry-cured, or dry salt, not canned or made into sausage, mfpc.....		311612-11	09/16	126.752	127.139	127.416	126.390	125.915
Smoked hams and picnics, excluding canned, made from purchased carcasses.....		311612-12	06/08	159.596	145.239	163.231	162.291	166.052
Smoked slab bacon, made from purchased carcasses.....		311612-13	09/16	118.042	121.028	121.058	120.903	123.665
Smoked sliced bacon, made from purchased carcasses.....		311612-14	06/08	162.970	165.977	165.265	172.100	179.048
Other smoked pork, not canned or made into sausage, made from purchased carcasses.....		311612-15	06/08	153.512	153.405	149.271	147.448	154.809
Boiled ham, barbecue pork, and other cooked pork, except canned meats and sausage, mfpc.....		311612-16	06/08	113.073	113.085	113.074	113.628	113.593
Sausage and similar products, excluding canned, made from purchased carcasses.....		311612-4	12/82	254.951	255.816	259.821	257.940	264.616
Fresh sausage (pork sausage, breakfast links, etc.), excluding canned, mfpc....		311612-41	12/82	319.468	316.232	330.956	324.339	345.658
Dry or semidry sausage (salami, cervelat, pepperoni, summer sausage, pork roll, etc), mfpc.....		311612-42	12/82	225.876	233.284	231.789	229.999	233.219
Frankfurters, including wieners, excluding canned, made from purchased carcasses.....		311612-43	12/82	275.399	275.963	274.278	275.646	275.084
Other sausage (smoked or cooked) & jellied goods & similar preparations, excluding canned, mfpc.....		311612-44	12/82	227.940	224.042	227.540	228.968	228.477
Secondary products and miscellaneous receipts.....		311612-SM						
Secondary products.....		311612-S	12/82	232.074	231.693	231.436	231.614	236.073
Rendering and meat byproduct processing.....	311613		12/82	275.580	282.108	283.228	292.543	288.467
Primary products.....		311613-P	12/82	265.866	272.367	273.290	282.037	278.145
Lard, inedible tallow, and other greases, excluding wool grease.....		311613-2	12/82	327.218	334.900	339.317	366.832	361.890
Animal and marine feed and fertilizer byproducts.....		311613-5	12/82	213.593	218.937	218.430	219.082	216.014
Meat and bone meal.....		311613-51	12/82	140.701	146.244	147.435	148.926	149.247
Animal and marine feed and fertilizer byproducts, except meat and bone meal..		311613-52	12/82	316.416	321.467	318.553	318.014	310.146
Secondary products and miscellaneous receipts.....		311613-SM						
Poultry processing.....	311615		12/81	191.184	186.914	184.003	184.599	201.892
Primary products.....		311615-P	12/81	195.436	190.985	188.049	188.690	206.381
Processed poultry and small game (except soups), containing 20 percent or more poultry or meat.....		311615-D	12/81	150.796	132.619	131.203	131.932	148.308
Young chickens, including bulk, chilled, frozen, whole, and in parts.....		311615-1	12/81	227.130	233.476	228.690	229.675	253.247
Turkeys (including frozen, whole, and parts).....		311615-7	12/81	187.174	183.041	182.527	181.915	184.351
Other poultry and small game (including frozen), whole, and parts.....		311615-9	12/90	293.741	293.741	286.264	282.590	282.590
Secondary products and miscellaneous receipts.....		311615-SM						
Secondary products.....		311615-S	12/81	32.375	34.314	32.550	31.658	34.200
Seafood product preparation & packaging.....	3117		12/03	186.005	186.130	187.980	188.611	190.582
Seafood product preparation and packaging.....	31171		12/03	186.005	186.130	187.980	188.611	190.582
Seafood product preparation and packaging.....	311710		12/11	130.210	130.298	131.592	132.034	133.414
Primary products.....		311710-P	12/11	129.811	129.886	131.206	131.652	133.054
Prepared frozen shellfish.....		311710-3	12/96	169.489	171.566	172.543	172.563	173.321
Prepared fresh fish/seafood, inc. surimi/surimi-based products.....		311710-6	12/82	416.804	424.786	423.380	424.175	426.831
Prepared frozen fish.....		311710-7	12/82	303.289	300.771	309.654	313.738	319.330
Other prepared fresh and frozen seafood.....		311710-9	12/96	224.315	220.644	219.511	214.037	204.595
Secondary products and miscellaneous receipts.....		311710-SM						
Bakeries & tortilla mfg.....	3118		12/03	189.015	188.850	189.081	189.395	189.202
Bread & bakery product mfg.....	31181		12/03	202.700	202.441	202.539	202.956	202.541
Retail bakeries.....	311811		12/03	237.089	233.624	233.624	233.834	230.657
Primary products.....		311811-P	12/99	261.245	256.727	256.727	257.000	252.841
Retail bakery products.....		311811-0	12/99	261.245	256.727	256.727	257.000	252.841

See footnotes at end of table.

Table 11. Producer price indexes for net output of selected industries and their products, not seasonally adjusted — Continued
 [September 2024]

Title ¹	Industry code	Product code	Index base	Unadjusted index ²				
				May 2024	June 2024 ^P	July 2024 ^P	Aug. 2024 ^P	Sept. 2024 ^P
Retail bakeries - Continued								
Secondary products and miscellaneous receipts.....		311811-SM						
Miscellaneous receipts.....		311811-M	06/07	244.746	244.746	244.746	244.746	244.008
Commercial bakeries.....	311812		06/80	451.942	452.047	452.631	453.154	452.705
Primary products.....		311812-P	06/80	447.131	447.241	447.880	448.395	447.903
Bread (white, wheat, rye, etc.), including frozen.....		311812-1	06/80	449.694	449.779	450.409	450.677	449.122
White pan bread.....		311812-15	12/11	144.166	143.932	144.230	144.291	143.445
White hearth bread (French, Italian, etc.).....		311812-16	12/11	144.018	144.197	144.180	145.239	145.273
Dark wheat breads (whole wheat, cracked wheat, multigrain, etc.).....		311812-17	12/11	141.921	141.966	141.971	141.766	140.607
Other variety breads (rye, unleavened, raisin, potato, self-rising, salt-free, canned, etc.).....		311812-18	12/11	130.431	130.808	131.106	130.932	131.346
Rolls, bread-type (including muffins, bagels, and croissants), including frozen.....		311812-5	06/80	417.282	417.359	417.071	418.098	418.978
Rolls, hamburger and wiener.....		311812-51	12/11	132.090	131.862	131.785	132.112	132.677
All other rolls, bread-type (incl. muffins, bagels, and croissants).....		311812-59	12/11	151.749	152.021	151.902	152.274	152.318
Soft cakes, excluding frozen.....		311812-7	06/80	493.798	494.239	497.481	496.908	493.897
Pies (fruit, cream, and custard), excluding frozen.....		311812-8	06/80	523.415	523.004	522.180	526.543	523.271
Other sweet goods, excluding frozen.....		311812-9	06/80	468.786	468.814	470.324	470.522	471.316
Secondary products and miscellaneous receipts.....		311812-SM						
Secondary products.....		311812-S	06/80	410.099	410.099	410.050	410.501	410.648
Frozen cakes and other pastries manufacturing.....	311813		06/91	247.579	247.771	246.903	248.833	249.072
Primary products.....		311813-P	12/82	354.586	354.821	353.427	356.524	356.911
Frozen cakes, pies, and other pastries.....		311813-0	12/82	354.586	354.821	353.427	356.524	356.911
Secondary products and miscellaneous receipts.....		311813-SM						
Secondary products.....		311813-S	06/91	211.655	212.012	212.012	212.020	212.007
Cookie, cracker & pasta mfg.....	31182		12/03	166.358	166.410	166.303	166.442	166.606
Cookie and cracker manufacturing.....	311821		06/83	263.369	263.369	263.369	263.391	263.912
Primary products.....		311821-P	06/83	261.315	261.315	261.315	261.315	261.315
Crackers, biscuits, and related products.....		311821-2	06/83	252.083	252.083	252.083	252.083	252.083
Saltines and all other crackers, cracker meal and crumbs, and biscuits.....		311821-24	01/12	101.377	101.377	101.377	101.377	101.377
Cookies, wafers, and ice cream cones and cups (excluding frozen).....		311821-4	06/83	266.456	266.456	266.456	266.456	266.456
Secondary products and miscellaneous receipts.....		311821-SM						
Secondary products.....		311821-S	06/83	278.731	278.731	278.731	278.942	283.924
Dry pasta, dough, and flour mixes manufacturing from purchased flour.....	311824		06/85	255.585	255.726	255.435	255.796	255.854
Primary products.....		311824-P	12/11	135.084	135.124	134.977	135.214	135.251
Prepared flour mixes (incl refrigerated & frozen doughs & batters) made from purchased flour.....		311824-1	06/85	241.337	241.444	241.044	241.676	241.902
Flour mixes (refrigerated & frozen doughs & batters), ex cake mixes, made from purchased flour.....		311824-12	06/85	237.521	237.633	237.215	236.853	237.089
Dry macaroni, spaghetti and egg noodle products (excluding canned or frozen).....		311824-3	06/85	279.015	279.015	279.035	279.035	278.733
Secondary products and miscellaneous receipts.....		311824-SM						
Secondary products.....		311824-S	06/85	326.307	328.512	328.499	329.365	329.096
Tortilla mfg.....	31183		12/03	180.939	180.457	184.129	184.431	184.411
Tortilla manufacturing.....	311830		12/03	180.941	180.459	184.131	184.433	184.413
Primary products.....		311830-P	06/91	222.062	221.437	226.130	226.505	226.505
Tortillas, sold in bulk or packages, excluding frozen or canned.....		311830-0	06/91	222.062	221.437	226.130	226.505	226.505
Secondary products and miscellaneous receipts.....		311830-SM						
Miscellaneous receipts.....		311830-M	12/03	137.611	137.611	137.611	138.436	138.436
Secondary products.....		311830-S	12/03	183.110	183.145	184.148	184.125	-
Other food manufacturing.....	3119		12/03	181.248	182.424	184.301	187.803	186.597
Snack food mfg.....	31191		12/03	193.419	193.181	193.219	195.877	196.263
Roasted nuts and peanut butter manufacturing.....	311911		12/03	151.886	151.099	151.198	158.744	159.753
Primary products.....		311911-P	12/03	151.845	151.035	151.129	158.934	159.935
Nuts and seeds (salted, roasted, cooked, or blanched).....		311911-1	06/91	191.574	190.130	190.600	201.500	202.501
Nuts (salted, roasted, cooked, or blanched), sold in bulk.....		311911-11	06/91	158.603	157.408	157.754	167.700	168.709
Canned nuts (salted, roasted, cooked, or blanched).....		311911-12	06/91	151.892	153.929	149.743	147.803	148.807
All other packaged nuts, including all types of seeds (salted, roasted, cooked, or blanched).....		311911-13	06/91	254.035	249.572	254.817	256.322	253.314
Peanut butter.....		311911-4	12/85	244.648	247.477	244.194	246.476	250.650
Secondary products and miscellaneous receipts.....		311911-SM						
Secondary products.....		311911-S	06/91	165.071	164.811	165.322	165.353	167.742
Other snack food manufacturing.....	311919		06/91	270.182	270.309	270.309	269.835	269.835
Primary products.....		311919-P	12/85	306.326	306.474	306.474	305.922	305.922
Potato chips and sticks, plain and flavored.....		311919-1	12/85	299.246	299.619	299.619	298.365	298.365
Corn chips and related products.....		311919-4	12/85	294.563	294.563	294.563	294.362	294.362
Other chips, sticks (hard pretzels, bacon rinds, popcorn (except candied), etc.).....		311919-7	12/03	213.989	213.989	213.989	214.027	214.027
Secondary products and miscellaneous receipts.....		311919-SM						

See footnotes at end of table.

Table 11. Producer price indexes for net output of selected industries and their products, not seasonally adjusted — Continued
 [September 2024]

Title ¹	Industry code	Product code	Index base	Unadjusted index ²				
				May 2024	June 2024 ^P	July 2024 ^P	Aug. 2024 ^P	Sept. 2024 ^P
Coffee & tea mfg.	31192		12/03	187.118	188.513	193.954	198.254	199.277
Coffee and tea manufacturing.	311920		06/81	261.652	263.601	271.210	277.223	278.655
Primary products.		311920-P	06/81	246.930	248.779	255.994	261.696	263.053
Roasted coffee.		311920-1	06/81	261.376	263.653	272.082	278.927	280.524
Coffee, concentrated, including coffee substitutes.		311920-5	06/81	212.457	212.457	212.457	212.457	212.457
Tea in consumer packages.		311920-7	12/85	184.465	184.168	185.900	186.094	186.349
Secondary products and miscellaneous receipts.		311920-SM						
Miscellaneous receipts.		311920-M	12/00	220.466	220.466	220.466	220.466	220.466
Flavoring syrup & concentrate mfg.	31193		12/03	162.747	163.296	163.973	163.972	163.979
Flavoring syrup and concentrate manufacturing.	311930		12/85	241.466	242.281	243.242	243.241	243.250
Primary products.		311930-P	12/85	251.677	252.557	252.518	252.518	252.518
Liquid beverage bases, excluding use by soft drink bottlers.		311930-1	12/85	282.561	286.223	286.223	286.223	286.223
Soft drink flavoring syrup, sold in bulk.		311930-6	05/15	147.068	147.068	147.016	147.016	147.016
Other flavoring agents (except chocolate syrups).		311930-8	12/85	164.429	164.429	164.429	164.429	164.429
Secondary products and miscellaneous receipts.		311930-SM						
Secondary products.		311930-S	06/07	177.627	177.627	177.627	177.590	–
Seasoning & dressing mfg.	31194		12/03	196.735	196.974	197.134	197.209	197.168
Mayonnaise, dressing, and sauce manufacturing.	311941		12/03	188.764	188.798	188.876	188.852	188.800
Primary products.		311941-P	06/81	341.474	341.542	341.689	341.632	341.632
Vinegar and cider.		311941-1	12/85	185.691	185.691	187.309	187.309	187.309
Prepared sauces, excluding tomato-based sauces and sauces comprised of 20 percent or more meat.		311941-4	06/81	285.649	285.649	285.649	285.555	285.555
Mayonnaise, salad dressings, and sandwich spreads.		311941-7	06/81	341.532	341.683	341.683	341.683	341.683
Spoon-type salad dressing incl. mayonnaise, sandwich spreads, refrigerated dressings, semisolid.		311941-75	06/07	184.660	185.073	185.073	185.073	185.073
Pourable-type salad dressing (reduced calorie, cheese, vinegar and oil, etc.).		311941-76	06/07	161.259	160.876	160.876	160.876	160.876
Secondary products and miscellaneous receipts.		311941-SM						
Miscellaneous receipts.		311941-M	06/94	–	–	–	–	–
Secondary products.		311941-S	06/81	281.965	281.965	282.040	282.106	281.271
Spice and extract manufacturing.	311942		12/03	196.796	197.271	197.521	197.713	197.686
Primary products.		311942-P	12/03	198.997	199.507	199.752	199.963	199.926
Table salt (evaporated), pepper (white and black), and other spices.		311942-1	06/85	274.572	276.838	277.928	278.866	278.698
Pepper and other spices in commercial sizes (1 lb or more).		311942-16	05/17	114.880	119.581	121.004	121.877	121.623
Flavoring extracts, emulsions, liquid flavors, and food colorings.		311942-6	12/85	362.695	362.695	362.695	362.695	362.695
Dry mix food preparations.		311942-7	06/91	167.355	167.355	167.355	167.355	167.355
Secondary products and miscellaneous receipts.		311942-SM						
All other food mfg.	31199		12/03	164.838	168.455	172.548	180.291	174.993
Perishable prepared food manufacturing.	311991		12/03	150.800	152.267	153.872	151.200	147.289
Primary products.		311991-P	12/85	216.283	218.459	220.839	216.876	211.077
Perishable prepared foods.		311991-0	12/85	216.283	218.459	220.839	216.876	211.077
Secondary products and miscellaneous receipts.		311991-SM						
Miscellaneous receipts.		311991-M	12/03	233.382	233.344	233.344	233.344	233.387
All other miscellaneous food manufacturing.	311999		12/03	168.726	174.700	181.595	201.597	194.988
Primary products.		311999-P	12/03	165.567	171.515	179.109	199.712	192.855
All other miscellaneous manufactured foods.		311999-0	12/03	165.567	171.515	179.109	199.712	192.855
Secondary products and miscellaneous receipts.		311999-SM						
Beverage & tobacco mfg.	312		12/03	209.171	209.037	209.040	211.373	210.970
Beverage mfg.	3121		12/84	240.097	239.847	239.730	240.971	239.569
Soft drink & ice mfg.	31211		12/03	191.735	191.231	191.031	193.319	191.780
Soft drink manufacturing.	312111		06/81	321.769	321.015	319.820	324.282	321.728
Primary products.		312111-P	06/81	331.266	330.455	329.297	333.974	331.287
Soft drinks, non-carbonated.		312111-A	12/00	190.687	188.674	192.048	191.016	190.146
Soft drinks, non-carbonated, fruit drinks, cocktails, and ades.		312111-A4	12/11	135.983	136.953	136.304	136.070	136.146
Soft drinks, non-carbonated, iced tea and other types.		312111-A9	06/07	144.702	141.645	146.147	145.045	143.943
Soft drinks, energy and sport.		312111-B	01/24	103.504	104.572	102.438	103.677	103.221
Soft drinks, carbonated, bottled, canned, glass, plastic.		312111-2	12/11	177.534	176.557	176.134	179.806	177.904
Secondary products and miscellaneous receipts.		312111-SM						
Miscellaneous receipts.		312111-M	06/81	251.885	258.007	259.093	255.287	257.949
Secondary products.		312111-S	06/81	–	–	–	–	331.044
Bottled water manufacturing.	312112		12/03	114.267	112.861	114.764	114.824	113.721
Primary products.		312112-P	12/03	112.812	111.415	113.293	113.353	112.249
Bottled water.		312112-0	12/00	110.765	109.394	111.238	111.297	110.212
Secondary products and miscellaneous receipts.		312112-SM						
Ice manufacturing.	312113		12/85	304.935	322.002	322.002	322.002	322.002

See footnotes at end of table.

Table 11. Producer price indexes for net output of selected industries and their products, not seasonally adjusted — Continued
 [September 2024]

Title ¹	Industry code	Product code	Index base	Unadjusted index ²				
				May 2024	June 2024 ^P	July 2024 ^P	Aug. 2024 ^P	Sept. 2024 ^P
Ice manufacturing - Continued								
Primary products.....		312113-P	12/85	288.891	305.588	305.588	305.588	305.588
Ice, manufactured (cubed, crushed, etc.), including can or block.....		312113-0	12/03	193.538	204.724	204.724	204.724	204.724
Secondary products and miscellaneous receipts.....		312113-SM						
Miscellaneous receipts.....		312113-M	08/98	221.764	221.764	221.764	221.764	221.764
Breweries.....	31212		12/03	156.409	156.376	156.534	156.500	156.333
Breweries.....	312120		06/82	234.632	234.583	234.820	234.770	234.518
Primary products.....		312120-P	06/82	232.601	232.545	232.815	232.758	232.471
Canned beer and ale case goods.....		312120-1	06/82	239.744	239.739	240.183	239.788	239.382
Bottled beer and ale case goods.....		312120-5	06/82	201.310	200.942	201.665	201.920	201.338
Beer and ale in barrels and kegs.....		312120-7	06/82	325.532	325.622	325.458	325.552	325.531
All other malt beverages and brewing products.....		312120-9	06/82	184.396	184.423	184.391	184.391	184.264
Secondary products and miscellaneous receipts.....		312120-SM						
Miscellaneous receipts.....		312120-M	12/02	166.799	166.799	166.799	166.799	166.799
Wineries.....	31213		12/03	146.865	147.132	146.928	146.344	146.608
Wineries.....	312130		12/83	204.121	204.491	204.208	203.398	203.764
Primary products.....		312130-P	12/83	209.315	209.707	209.407	208.547	208.937
Wines, brandy, and brandy spirits.....		312130-0	12/98	149.462	149.743	149.528	148.914	149.192
Wines, white, red, and rose grape, and other fruits, 14 percent or less alcohol...		312130-08	12/11	116.625	116.861	116.572	116.181	116.363
Wines, white grape, 14 percent or less alcohol content.....		312130-0811	12/83	171.369	172.031	171.025	171.341	172.279
Wines, red grape, 14 percent or less alcohol content.....		312130-0821	12/83	220.842	220.871	220.954	219.169	218.530
Wines, rose grape and other fruits and berries, 14 percent or less alcohol. . .		312130-0831	12/11	145.712	146.022	147.105	145.247	146.477
Wines, dessert, effervescent, and wine coolers.....		312130-09	12/11	128.895	129.343	130.039	128.698	129.441
All other wines, brandy, and brandy spirits.....		312130-0B	06/06	165.090	164.941	166.111	164.547	165.062
Secondary products and miscellaneous receipts.....		312130-SM						
Miscellaneous receipts.....		312130-M	12/91	-	-	-	-	-
Distilleries.....	31214		12/03	110.229	110.218	110.263	110.261	107.611
Distilleries.....	312140		06/83	181.397	181.380	181.453	181.451	177.082
Primary products.....		312140-P	06/83	176.380	176.369	176.436	176.436	172.146
Distilled liquor, excluding brandy.....		312140-2	07/98	82.110	82.110	82.110	82.110	77.818
Distilled whiskey, all other distilled liquor, excluding brandy.....		312140-22	12/11	124.052	124.052	124.052	124.052	117.568
Bottled liquor, excluding brandy.....		312140-5	06/83	200.911	200.889	201.030	201.030	201.030
Bottled whiskey.....		312140-5B	06/12	102.658	102.658	102.797	102.797	102.797
Bottled gin, vodka, rum, cordials, cocktails, and similiar compounds.....		312140-5C	06/12	105.887	105.887	105.887	105.887	105.887
Secondary products and miscellaneous receipts.....		312140-SM						
Miscellaneous receipts.....		312140-M	08/83	214.308	214.308	215.391	215.391	215.391
Secondary products.....		312140-S	12/97	91.695	90.526	90.414	89.913	90.059
Tobacco mfg.....	3122		12/84	1,190.572	1,190.572	1,191.543	1,216.117	1,221.211
Tobacco manufacturing.....	31223		12/82	1,303.481	1,303.481	1,304.544	1,331.449	1,337.026
Tobacco manufacturing.....	312230		12/11	217.202	217.202	217.379	221.862	222.792
Primary products.....		312230-P	12/11	223.003	223.003	223.186	227.799	228.755
Tobacco stemming and redrying.....		312230-0	06/84	121.651	121.651	125.889	125.823	125.857
Tobacco, unstemmed leaf, redried before packing.....		312230-01	12/03	126.779	126.779	127.038	127.025	127.089
Tobacco, stemmed.....		312230-04	06/84	107.619	107.619	115.908	115.788	115.788
Cigarettes, excluding electronic.....		312230-1	12/82	1,453.666	1,453.666	1,453.666	1,487.140	1,494.405
Other tobacco products.....		312230-9	12/03	247.962	247.962	248.142	250.102	250.102
Cigars.....		312230-91	12/82	681.549	681.549	681.549	681.549	681.549
Chewing and smoking tobacco.....		312230-94	12/82	1,027.150	1,027.150	1,028.110	1,038.561	1,038.561
Secondary products and miscellaneous receipts.....		312230-SM						
Textile mills.....	313		12/03	168.492	168.751	168.481	168.111	168.378
Fiber, yarn, and thread mills.....	3131		12/84	171.019	170.821	170.025	167.794	167.883
Fiber, yarn, and thread mills.....	31311		12/84	171.019	170.821	170.025	167.794	167.883
Fiber, yarn, and thread mills.....	313110		12/11	119.062	118.924	118.370	116.817	116.879
Primary products.....		313110-P	12/11	118.997	118.859	118.306	116.753	116.815
Spun yarns.....		313110-4	12/82	154.382	154.382	154.329	149.853	149.853
Cotton spun yarns.....		313110-42	05/22	81.779	81.779	81.738	81.553	81.553
Rayon, acetate, and lyocell spun yarns.....		313110-45	12/82	179.885	179.885	179.885	179.885	179.885
Noncellulosic fiber and other natural fiber (excluding cotton and wool) spun yarns.....		313110-47	12/96	142.799	142.799	142.522	142.522	142.522
Other noncellulosic fiber & other natural fiber yarns, spun & finished in the same est.....		313110-475	12/11	121.850	121.850	121.074	121.074	121.074
Textured and twisted yarns.....		313110-6	12/82	206.500	205.994	204.030	204.716	204.944
Textured/crimped/bulked filament yarns, incl. stretch yarn, made from purchased filament yarn.....		313110-6H	12/82	224.947	224.359	221.992	222.787	223.052
Fabric mills.....	3132		12/03	160.872	161.052	160.829	161.047	161.193

See footnotes at end of table.

Table 11. Producer price indexes for net output of selected industries and their products, not seasonally adjusted — Continued
 [September 2024]

Title ¹	Industry code	Product code	Index base	Unadjusted index ²				
				May 2024	June 2024 ^P	July 2024 ^P	Aug. 2024 ^P	Sept. 2024 ^P
Broadwoven fabric mills.....	31321		12/03	164.156	164.504	164.181	163.836	163.619
Broadwoven fabric mills.....	313210		12/03	164.106	164.453	164.130	163.786	163.568
Primary products.....		313210-P	12/03	162.577	162.936	162.602	162.246	162.023
Fabricated textile products, made in weaving mills.....		313210-W	12/06	150.234	150.073	148.160	148.304	148.304
Cotton broadwoven fabrics.....		313210-4	09/21	121.145	121.202	120.261	119.744	119.267
Manmade, silk, and other natural fiber (excluding cotton and wool) broadwoven fabrics.....		313210-8	09/21	111.074	111.475	111.617	111.416	111.361
Greige manmade, silk, and other natural fiber (exc cotton/wool) broadwoven fabrics.....		313210-81	06/11	120.614	121.158	121.240	120.935	120.852
Finished manmade, silk, & natural fiber (exc cotton/wool) broadwoven, finished in weaving mills.....		313210-83	06/81	188.151	188.404	188.924	188.924	188.924
Secondary products and miscellaneous receipts.....		313210-SM						
Narrow fabric mills and schiffli embroidery.....	31322		06/84	249.180	249.761	247.949	247.949	248.124
Narrow fabric mills and schiffli embroidery.....	313220		06/84	252.623	253.213	251.376	251.376	251.553
Primary products.....		313220-P	06/84	255.013	255.617	253.735	253.735	253.916
Woven narrow fabrics (12 inches or less in width).....		313220-2	06/84	245.420	246.250	243.663	243.663	243.912
Braided narrow fabrics (12 inches or less in width).....		313220-4	06/84	365.468	365.468	365.468	365.468	365.468
Secondary products and miscellaneous receipts.....		313220-SM						
Secondary products.....		313220-S	06/84	284.138	284.138	284.138	284.138	284.138
Nonwoven fabric mills.....	31323		12/03	147.426	147.475	147.397	147.889	148.298
Nonwoven fabric mills.....	313230		12/85	176.093	176.151	176.058	176.646	177.134
Primary products.....		313230-P	12/85	181.357	181.417	181.321	181.927	182.430
Nonwoven fabrics.....		313230-1	12/85	183.820	183.787	183.682	184.330	184.884
Pressed, punched, or needled felts, excluding hats.....		313230-5	12/85	164.641	166.436	166.514	166.410	166.035
Knit fabric mills.....	31324		12/03	165.986	166.219	166.219	166.559	166.266
Knit fabric mills.....	313240		12/11	139.593	139.789	139.789	140.074	139.828
Primary products.....		313240-P	12/11	136.227	136.423	136.423	136.631	136.386
Weft (circular) knit fabrics.....		313240-2	06/81	161.071	161.071	161.071	161.339	161.339
Weft (circular) knit fabrics, greige goods (excluding hosiery).....		313240-21	06/81	160.526	160.526	160.526	160.526	160.526
Weft (circular) knit fabrics, knit and finished in the same establishment (excl hosiery).....		313240-23	12/94	161.991	161.991	161.991	162.383	162.383
Other knit fabrics and laces.....		313240-4	06/81	180.840	181.350	181.350	181.603	180.962
Warp knit fabrics, greige goods (excluding hosiery).....		313240-41	06/81	229.048	229.048	229.048	229.048	227.154
Warp knit fabrics, knit and finished in same establishment.....		313240-43	12/03	151.257	152.091	152.091	152.487	152.487
Secondary products and miscellaneous receipts.....		313240-SM1						
Textile and fabric finishing mills.....	3133		12/03	188.013	188.857	188.973	189.210	189.881
Textile and fabric finishing mills.....	31331		12/03	185.980	187.242	187.257	187.479	188.517
Textile and fabric finishing mills.....	313310		12/11	146.827	147.827	147.838	148.014	148.836
Primary products.....		313310-P	12/11	147.914	148.960	148.972	149.156	150.016
Textile and fabric finishing, except broadwoven.....		313310-B	12/03	148.864	149.426	149.605	150.116	150.612
Finished broadwoven fabrics, finished in finishing mills.....		313310-4	12/03	206.419	208.093	208.037	208.151	209.513
Commission finishing of cotton broadwoven fabrics.....		313310-43	06/84	313.851	313.903	313.953	313.868	313.777
Other finished broadwoven fabrics (excl. cotton and wool), finished in finishing mills.....		313310-45	06/84	271.067	278.797	278.797	279.677	284.691
Other commission finishing of broadwoven fabrics (excl. cotton & wool).....		313310-47	06/84	299.463	299.263	299.031	298.629	298.410
Secondary products and miscellaneous receipts.....		313310-SM						
Fabric coating mills.....	31332		12/03	199.021	198.976	199.316	199.596	199.483
Fabric coating mills.....	313320		06/85	281.043	280.980	281.459	281.855	281.695
Primary products.....		313320-P	06/85	274.075	274.017	274.478	274.896	274.727
Vinyl coated fabrics, including expanded vinyl coated.....		313320-1	06/85	262.671	262.995	262.780	262.981	259.848
Rubber coated fabrics, garments, and footwear.....		313320-4	12/03	226.353	226.353	226.592	226.592	226.693
Coated or laminated fabrics and coated yarns, incl. impregnated fabrics.....		313320-5	06/06	164.381	164.243	164.703	165.036	165.687
Secondary products and miscellaneous receipts.....		313320-SM						
Secondary products.....		313320-S	06/85	215.390	214.456	214.269	207.231	207.418
Textile product mills.....	314		12/03	160.407	161.155	160.924	160.109	160.146
Textile furnishings mills.....	3141		12/03	153.751	154.879	154.785	153.195	153.203
Carpet and rug mills.....	31411		12/84	188.121	189.979	189.833	187.161	187.161
Carpet and rug mills.....	314110		06/90	172.166	173.867	173.733	171.287	171.287
Primary products.....		314110-P	06/90	173.516	175.260	175.124	172.649	172.649
Carpet and rugs.....		314110-0	06/90	173.516	175.260	175.124	172.649	172.649
Secondary products and miscellaneous receipts.....		314110-SM						
Curtain and linen mills.....	31412		12/03	159.676	159.676	159.656	159.786	159.820
Curtain and linen mills.....	314120		06/83	186.802	186.802	186.778	186.931	186.971
Primary products.....		314120-P	06/83	184.315	184.315	184.287	184.318	184.318

See footnotes at end of table.

Table 11. Producer price indexes for net output of selected industries and their products, not seasonally adjusted — Continued
 [September 2024]

Title ¹	Industry code	Product code	Index base	Unadjusted index ²				
				May 2024	June 2024 ^P	July 2024 ^P	Aug. 2024 ^P	Sept. 2024 ^P
Curtain and linen mills - Continued								
Curtains and draperies, made from purchased materials.....		314120-1	06/84	231.903	231.903	231.903	231.903	231.903
Other household textile products, made from purchased materials.....		314120-8	06/83	179.837	179.837	179.798	179.842	179.842
Bedspreads, made from purchased materials.....		314120-83	06/83	152.318	152.318	152.318	152.318	152.318
Other household furnishings, made from purchased materials.....		314120-89	06/83	165.394	165.394	165.351	165.399	165.399
Secondary products and miscellaneous receipts.....		314120-SM						
Miscellaneous receipts.....		314120-M	06/83	208.398	208.398	208.398	212.039	212.039
Secondary products.....		314120-S	06/83	255.927	255.927	256.103	256.103	259.136
Other textile product mills.....	3149		12/03	167.300	167.500	167.078	167.371	167.450
Textile bag and canvas mills.....	31491		12/03	174.912	174.916	174.915	175.078	175.054
Textile bag and canvas mills.....	314910		12/11	145.955	145.958	145.958	146.093	146.073
Primary products.....		314910-P	12/11	147.508	147.508	147.508	147.625	147.625
Textile bags.....		314910-1	12/85	221.717	221.717	221.717	221.717	221.717
Duffle bags.....		314910-11	12/02	179.467	179.467	179.467	179.467	179.467
All other textile bags.....		314910-13	12/85	229.899	229.899	229.899	229.899	229.899
Canvas and related products.....		314910-5	12/85	380.318	380.318	380.318	380.669	380.669
Secondary products and miscellaneous receipts.....		314910-SM						
Miscellaneous receipts.....		314910-M	12/11	115.661	115.661	115.661	116.123	116.123
Secondary products.....		314910-S	12/11	171.283	171.315	171.314	171.638	171.398
All other textile product mills.....	31499		12/03	162.437	162.732	162.107	162.462	162.590
Rope, twine, tire cord, and tire fabric mills.....	314994		12/11	113.979	114.404	114.447	114.514	114.996
Primary products.....		314994-P	12/11	111.709	112.136	112.179	112.246	112.682
Rope, cordage, and twine.....		314994-4	06/85	294.384	296.687	296.920	297.283	299.640
Tire cord and tire fabrics.....		314994-7	06/84	139.425	139.425	139.425	139.425	139.425
Secondary products and miscellaneous receipts.....		314994-SM						
Miscellaneous receipts.....		314994-M	12/11	154.000	154.000	154.000	154.000	156.798
All other miscellaneous textile product mills.....	314999		12/03	159.898	160.088	159.251	159.685	159.629
Primary products.....		314999-P	12/03	159.607	159.828	158.851	159.356	159.292
Embroideries (excluding Schiffl machine products) and embroidery contractors. ...		314999-6	12/11	130.338	131.094	131.094	131.094	131.094
Trimnings and findings, excluding automobile and apparel.....		314999-7	12/03	225.108	224.603	224.603	224.603	224.603
All other miscellaneous fabricated textile products.....		314999-8	12/03	157.150	157.266	155.839	156.578	156.484
Secondary products and miscellaneous receipts.....		314999-SM						
Miscellaneous receipts.....		314999-M	12/03	180.833	180.833	180.833	180.833	180.833
Secondary products.....		314999-S	12/03	146.648	146.648	146.681	146.673	146.671
Apparel manufacturing.....	315		12/03	131.035	132.406	132.497	133.231	133.140
Apparel knitting mills.....	3151		12/84	140.259	140.259	140.259	140.259	140.100
Apparel Knitting Mills.....	31512		12/22	101.721	101.721	101.721	101.721	101.606
Apparel knitting mills.....	315120		12/22	101.721	101.721	101.721	101.721	101.606
Primary products.....		315120-P	12/22	101.745	101.745	101.745	101.745	101.627
Hosiery and socks.....		315120-1	12/10	116.747	116.747	116.747	116.747	116.747
Hosiery and socks.....		315120-10	05/20	107.485	107.485	107.485	107.485	107.485
Other apparel knitting mills.....		315120-2	12/11	119.747	119.747	119.747	119.747	119.114
Outerwear, made in knitting mills.....		315120-28	12/84	-	126.014	126.014	126.014	125.348
Secondary products and miscellaneous receipts.....		315120-SM						
Cut and sew apparel manufacturing.....	3152		12/03	128.057	129.734	129.794	130.710	130.642
Cut and sew apparel contractors.....	31521		12/03	134.169	140.658	140.658	144.417	144.417
Cut and sew apparel contractors.....	315210		12/11	127.965	134.155	134.155	137.739	137.739
Primary products.....		315210-P	12/11	128.365	134.474	134.474	138.135	138.135
Contract receipts for men's and boys' (including unisex) apparel.....		315210-4	12/03	153.562	157.236	157.236	157.236	157.236
Contract receipts for men's and boys' pants, work apparel, and other outerwear.....		315210-48	06/07	134.854	134.854	134.854	134.854	134.854
Secondary products and miscellaneous receipts.....		315210-SM						
Cut and sew apparel manufacturing (except contractors).....	31525		12/22	102.039	102.117	102.183	102.168	102.095
Cut and sew apparel manufacturing (except contractors).....	315250		12/22	102.051	102.129	102.194	102.179	102.106
Primary products.....		315250-P	12/22	101.952	102.027	102.089	102.073	101.999
Men's and boys' cut and sew apparel manufacturing.....		315250-1	12/11	140.631	140.363	140.682	140.310	139.888
Men's and boys' nightwear, robes, and underwear, made from purchased fabrics.....		315250-11	12/03	166.771	166.771	166.771	166.771	166.771
Men's and boys' suits, coats, and overcoats, made from purchased fabrics.....		315250-12	12/80	226.402	226.402	226.402	226.402	226.402
Men's and boys' shirts, except work shirts, made from purchased fabrics.....		315250-13	06/83	196.153	196.153	196.153	196.153	196.153
Men's and boys' pants, except work pants, made from purchased fabrics.....		315250-14	12/81	266.785	266.785	266.785	266.785	-
Men's and boys' work clothing, made from purchased fabrics.....		315250-15	12/81	174.104	172.620	174.569	172.297	169.719
Men's and boys' other outerwear, made from purchased fabrics.....		315250-16	12/83	220.989	220.701	220.701	220.701	220.701
Women's, girls', and infants' cut and sew apparel manufacturing.....		315250-2	12/11	107.079	107.332	107.329	107.329	107.346

See footnotes at end of table.

Table 11. Producer price indexes for net output of selected industries and their products, not seasonally adjusted — Continued
 [September 2024]

Title ¹	Industry code	Product code	Index base	Unadjusted index ²				
				May 2024	June 2024 ^P	July 2024 ^P	Aug. 2024 ^P	Sept. 2024 ^P
Cut and sew apparel manufacturing (except contractors) - Continued								
Women's and girls' lingerie and nightwear, made from purchased fabrics.....		315250-21	12/03	119.242	119.242	119.242	119.242	119.242
Women's and girls' blouses and shirts, made from purchased fabrics.....		315250-22	06/83	173.034	173.034	173.034	173.034	173.034
Women's and girls' dresses, made from purchased fabrics.....		315250-23	12/80	132.856	133.207	133.207	133.207	133.207
Women's and girls' suits, coats, and skirts, made from purchased fabrics.....		315250-24	12/82	130.469	130.468	130.468	130.468	130.468
Women's and girls' other outerwear, made from purchased fabrics.....		315250-25	06/83	109.936	110.524	110.524	110.524	110.595
Other cut and sew apparel manufacturing.....		315250-3	12/22	105.293	105.293	105.293	105.603	105.603
Fur and leather apparel, made from purchased materials.....		315250-31	12/03	209.499	209.499	209.499	209.499	209.499
All other cut and sew apparel, made from purchased materials.....		315250-32	12/03	160.531	160.531	160.531	161.071	161.071
Secondary products and miscellaneous receipts.....		315250-SM						
Miscellaneous receipts.....		315250-M	12/11	130.625	130.625	130.625	130.625	130.625
Secondary products.....		315250-S	12/11	128.406	128.819	129.367	129.385	129.382
Accessories and other apparel manufacturing.....	3159		12/03	167.447	167.447	167.958	167.779	167.525
Accessories and other apparel manufacturing.....	31599		12/03	167.443	167.443	167.954	167.776	167.522
Accessories and other apparel manufacturing.....	315990		12/11	150.632	150.632	151.092	150.929	150.700
Primary products.....		315990-P	12/11	145.362	145.362	145.843	145.601	145.361
All other accessories and apparel.....		315990-B	12/03	140.295	140.295	140.295	140.901	140.901
Leather belts, made from purchased materials.....		315990-BC	06/85	173.027	173.027	173.027	177.733	-
All other apparel accessories, made from purchased materials.....		315990-BE	12/11	140.331	140.331	140.331	140.331	140.331
Hats, caps, and millinery products.....		315990-4	12/90	285.366	285.366	287.577	284.276	283.176
Men's and boys' fabric, straw, and felt hats, made from purchased materials.....		315990-41	12/90	313.734	313.734	318.025	313.647	312.188
Women's, girls', and infants' fabric, straw, and felt hats, made from purchased materials.....		315990-43	12/90	166.400	166.400	166.400	166.400	166.400
Hat bodies and fabric caps, made from purchased materials.....		315990-45	12/90	283.344	283.344	273.715	273.715	273.715
Gloves and mittens, made from purchased materials.....		315990-7	12/03	186.587	186.587	186.587	188.675	188.675
Secondary products and miscellaneous receipts.....		315990-SM						
Miscellaneous receipts.....		315990-M	12/11	165.900	165.900	165.900	165.900	165.900
Secondary products.....		315990-S	12/11	143.576	143.576	143.576	145.576	145.580
Leather and allied product manufacturing.....	316		12/84	205.650	205.222	205.185	205.170	204.959
Leather and hide tanning and finishing.....	3161		06/81	206.049	204.331	202.716	202.682	201.580
Leather and hide tanning and finishing.....	31611		06/81	206.049	204.331	202.716	202.682	201.580
Leather and hide tanning and finishing.....	316110		06/81	205.901	204.184	202.571	202.536	201.435
Primary products.....		316110-P	06/81	201.887	200.195	198.606	198.572	197.487
Finished and unfinished leather.....		316110-1	12/97	110.437	109.401	108.429	108.180	107.515
Tanning or finishing leather owned by others, and furs, dressed and dyed or bleached.....		316110-2	06/11	132.750	132.750	132.732	135.031	135.031
Contract and commission receipts for tanning or finishing leather owned by others.....		316110-21	06/81	207.302	207.302	207.268	207.560	207.560
Secondary products and miscellaneous receipts.....		316110-SM						
Footwear manufacturing.....	3162		12/03	160.434	160.471	160.659	160.487	160.487
Footwear manufacturing.....	31621		12/03	160.434	160.471	160.659	160.487	160.487
Footwear manufacturing.....	316210		12/11	141.816	141.848	142.015	141.863	141.863
Primary products.....		316210-P	12/11	140.569	140.602	140.765	140.611	140.611
Rubber and plastics footwear, including athletic footwear.....		316210-1	12/80	165.727	165.727	165.882	165.882	165.882
Men's footwear (size 6 and larger), excluding athletic.....		316210-2	12/93	208.378	208.466	208.486	208.486	208.486
Women's footwear (size 4 and larger), excluding athletic.....		316210-5	12/93	151.745	151.745	152.530	151.668	151.668
Secondary products and miscellaneous receipts.....		316210-SM						
Miscellaneous receipts.....		316210-M	12/11	171.168	171.168	171.168	171.168	171.168
Other leather product manufacturing.....	3169		12/03	159.426	159.426	160.049	160.217	160.377
Other leather product manufacturing.....	31699		12/03	159.426	159.426	160.050	160.218	160.378
Other leather and allied product manufacturing.....	316990		12/22	106.740	106.740	107.157	107.270	107.377
Primary products.....		316990-P	12/22	106.792	106.792	107.225	107.341	107.453
Women's and children's handbags and purses.....		316990-1	06/06	133.698	133.698	133.698	133.703	133.731
All other leather goods and allied products.....		316990-2	12/11	140.421	140.421	141.143	141.335	141.513
Luggage (including suitcases, travel bags, backpacks, and other types).....		316990-21	12/84	185.300	185.300	185.300	185.300	185.863
Personal leather goods (excluding women's handbags and purses).....		316990-22	06/82	207.371	207.371	207.371	207.371	207.371
Boot and shoe cut stock and findings.....		316990-24	12/06	136.600	136.600	136.600	136.600	136.600
All other miscellaneous leather goods.....		316990-25	12/03	174.136	174.136	175.929	176.404	176.404
Secondary products and miscellaneous receipts.....		316990-SM						
Miscellaneous receipts.....		316990-M	12/11	154.304	154.304	154.304	154.304	154.304
Wood product manufacturing.....	321		12/03	184.422	183.110	179.739	179.810	180.116
Sawmills and wood preservation.....	3211		12/03	144.674	144.209	142.675	144.613	146.252
Sawmills and wood preservation.....	32111		12/03	144.674	144.209	142.675	144.613	146.252

See footnotes at end of table.

Table 11. Producer price indexes for net output of selected industries and their products, not seasonally adjusted — Continued
 [September 2024]

Title ¹	Industry code	Product code	Index base	Unadjusted index ²				
				May 2024	June 2024 ^P	July 2024 ^P	Aug. 2024 ^P	Sept. 2024 ^P
Sawmills.....	321113		12/80	200.715	200.055	197.627	200.996	203.996
Primary products.....		321113-P	12/03	131.560	131.031	129.407	131.835	133.921
Hardwood lumber, made in sawmills.....		321113-1	12/03	104.482	104.526	104.219	103.848	103.415
Softwood lumber, made in sawmills.....		321113-3	12/03	125.566	124.562	121.978	126.234	129.920
Softwood dressed lumber, less than 2 inches in nominal thickness, not edge worked.....		321113-32	06/12	139.588	139.448	137.703	124.227	116.839
Softwood dressed 2-inch lumber, 2 inches in nominal thickness only, not edge worked.....		321113-33	06/12	133.705	130.993	126.860	138.390	147.348
Softwood dressed lumber and timbers, more than 2 inches in nominal thickness, not edge worked.....		321113-34	06/12	112.846	116.047	112.368	112.472	113.149
Wood chips, excluding field chips.....		321113-5	12/80	142.979	143.743	144.545	144.916	144.441
Wood ties, siding, shingles, and shakes, and contract sawing of logs owned by others.....		321113-7	12/03	183.048	183.048	183.048	176.739	176.739
Secondary products and miscellaneous receipts.....		321113-SM						
Wood preservation.....	321114		06/85	282.903	282.050	280.430	280.985	280.852
Primary products.....		321114-P	06/85	281.155	280.249	278.597	278.596	278.520
Wood poles, piles, and posts owned and treated by the same establishment.....		321114-1	06/85	431.484	431.246	433.225	429.811	430.428
Other wood products owned and treated by the same establishment.....		321114-5	06/85	237.399	235.766	231.128	233.461	232.884
Receipts for treating wood owned by others w/ arsenical chemicals, creosote, & other chemicals.....		321114-9	06/85	225.241	225.241	225.132	225.368	225.368
Secondary products and miscellaneous receipts.....		321114-SM						
Plywood and engineered wood product mfg.....	3212		12/03	181.799	177.908	168.177	166.656	166.542
Plywood and engineered wood product mfg.....	32121		12/03	181.799	177.908	168.177	166.656	166.542
Hardwood veneer and plywood manufacturing.....	321211		06/85	221.199	218.484	217.550	216.281	217.840
Primary products.....		321211-P	06/85	231.938	228.917	227.978	226.342	228.063
Hardwood veneer, including veneer backed with paper, cloth, or other flexible material.....		321211-1	12/03	137.961	138.049	137.104	136.469	136.370
Hardwood plywood.....		321211-4	12/12	156.231	150.691	151.511	149.252	153.270
Hardwood veneered panels, including two-ply veneers.....		321211-7	06/85	225.081	223.234	220.081	220.144	219.041
Secondary products and miscellaneous receipts.....		321211-SM						
Softwood veneer and plywood manufacturing.....	321212		12/80	242.421	238.860	231.444	228.768	228.700
Primary products.....		321212-P	12/80	255.186	251.152	242.792	239.764	239.713
Softwood veneer, incl. veneer backed w/ paper, cloth, or other flexible material.....		321212-1	12/80	193.487	191.292	186.675	177.434	174.465
Softwood plywood products: rough, sanded, and specialties.....		321212-4	12/11	172.262	169.094	162.565	164.094	165.568
Secondary products and miscellaneous receipts.....		321212-SM						
Secondary products.....		321212-S	12/80	174.400	174.835	175.292	175.577	175.306
Engineered wood member manufacturing.....	321215		12/22	86.941	86.911	86.953	86.539	86.826
Primary products.....		321215-P	12/22	86.971	87.087	87.005	86.565	86.695
Engineered wood members (excluding trusses).....		321215-1	12/06	207.340	208.769	209.073	209.218	210.864
Laminated veneer lumber.....		321215-11	12/03	235.821	236.880	237.934	237.934	243.225
Other engineered structural wood members, excluding trusses & laminated veneer lumber.....		321215-12	12/03	257.842	259.958	259.913	260.190	260.190
Wood trusses.....		321215-2	12/03	261.537	261.279	260.767	258.819	258.508
Secondary products and miscellaneous receipts.....		321215-SM						
Reconstituted wood product manufacturing.....	321219		06/91	310.614	296.070	256.058	252.450	250.319
Primary products.....		321219-P	06/91	314.360	299.284	257.695	253.948	251.737
Hardboard products.....		321219-B	12/11	183.690	183.690	183.690	183.690	183.690
Particleboard made from particleboard produced at the same location.....		321219-1	12/82	351.959	350.930	352.124	355.105	354.943
Medium density fiberboard (MDF) made from MDF produced at the same location.....		321219-3	06/84	253.676	250.787	250.241	250.387	-
Secondary products and miscellaneous receipts.....		321219-SM						
Other wood product manufacturing.....	3219		12/03	201.672	201.341	200.650	200.668	200.545
Millwork.....	32191		12/03	198.647	198.109	198.315	198.126	198.338
Wood window and door manufacturing.....	321911		12/03	206.609	206.701	206.646	206.561	206.523
Primary products.....		321911-P	12/03	203.069	203.137	203.076	203.000	202.927
Wood window units.....		321911-1	06/83	388.045	388.045	388.045	388.045	388.045
Double hung wood window units.....		321911-11	06/13	172.300	172.300	172.300	172.300	172.300
Casement wood window units.....		321911-12	06/13	190.660	190.660	190.660	190.660	190.660
All other wood window units, including horizontal sliding, awning and single hung.....		321911-13	06/13	163.237	163.237	163.237	163.237	163.237
Wood sash, excluding sash shipped in window units.....		321911-3	06/83	392.023	392.023	392.023	392.023	392.023
Wood window & door frames, incl. door frames in door units, excl. window frames in window units.....		321911-5	06/83	209.756	209.756	209.756	209.756	209.756
Wood panel, flush, & molded face doors, interior & exterior, incl. doors with glazed sections.....		321911-7	06/83	359.679	360.229	359.362	358.960	358.548
Other wood doors, incl. garage, patio, bifold, cabinet, screen, storm and louver.....		321911-9	06/83	333.559	333.498	333.971	333.812	333.688
Secondary products and miscellaneous receipts.....		321911-SM						
Secondary products.....		321911-S	12/03	191.023	191.225	191.195	191.117	191.070

See footnotes at end of table.

Table 11. Producer price indexes for net output of selected industries and their products, not seasonally adjusted — Continued
 [September 2024]

Title ¹	Industry code	Product code	Index base	Unadjusted index ²				
				May 2024	June 2024 ^P	July 2024 ^P	Aug. 2024 ^P	Sept. 2024 ^P
Cut stock, resawing lumber, and planing.....	321912		12/03	188.218	186.810	188.541	188.330	188.460
Primary products.....		321912-P	12/03	181.920	183.221	185.238	184.992	185.143
Softwood lumber, made from purchased lumber.....		321912-3	12/03	233.631	233.253	233.248	231.914	232.583
Hardwood cut stock and dimension.....		321912-6	06/84	279.096	282.833	290.563	290.563	290.563
Softwood cut stock and dimension.....		321912-8	12/80	186.716	188.229	186.345	186.543	186.967
Sawn wood fence stock, wood lath, and contract resawing and planing.....		321912-9	12/03	213.544	213.544	213.544	213.544	213.544
Secondary products and miscellaneous receipts.....		321912-SM						
Other millwork, including flooring.....	321918		12/03	191.436	190.545	190.001	189.672	190.330
Primary products.....		321918-P	12/03	189.191	188.096	187.413	187.230	188.048
Wood moldings.....		321918-2	06/83	361.147	354.941	349.953	349.953	353.072
Other wood millwork products, including stairwork, exterior millwork, and softwood flooring.....		321918-5	12/03	168.763	168.763	168.763	168.553	169.209
Hardwood flooring.....		321918-7	06/84	265.796	264.881	265.150	264.748	264.913
Hardwood flooring, other than oak and maple.....		321918-72	12/03	170.981	170.981	170.981	170.981	170.981
Oak and maple hardwood flooring.....		321918-73	06/84	240.795	239.915	240.174	239.787	239.946
Secondary products and miscellaneous receipts.....		321918-SM						
Secondary products.....		321918-S	12/03	226.883	228.307	227.163	226.677	226.586
Wood container and pallet manufacturing.....	32192		12/03	181.771	181.373	179.018	178.842	177.837
Wood container and pallet manufacturing.....	321920		12/03	181.756	181.358	179.001	178.821	177.811
Primary products.....		321920-P	12/03	175.710	175.323	172.925	172.594	171.459
Nailed and lock-corner wood boxes.....		321920-1	06/85	206.931	206.931	208.544	208.544	208.544
Wood box and crate shoo.....		321920-3	06/85	226.031	226.031	224.987	223.779	223.779
Wood pallets and pallet containers, wood and metal combination.....		321920-5	12/03	188.087	187.614	185.609	185.266	183.877
Other wood container parts and wood containers.....		321920-7	12/03	121.154	121.154	112.169	—	—
Secondary products and miscellaneous receipts.....		321920-SM						
Miscellaneous receipts.....		321920-M	12/03	171.043	168.397	169.830	169.830	169.830
Secondary products.....		321920-S	12/03	181.758	—	—	—	—
All other wood product manufacturing.....	32199		12/03	210.051	210.092	208.927	209.444	209.299
Manufactured home, mobile home, manufacturing.....	321991		06/81	491.396	490.921	490.921	489.919	489.814
Primary products.....		321991-P	06/81	491.465	490.990	490.990	489.987	489.882
Manufactured homes (mobile homes), all width sizes (incl. multisection).....		321991-1	06/81	492.472	491.995	491.995	490.991	490.885
Secondary products and miscellaneous receipts.....		321991-SM						
Prefabricated wood building manufacturing.....	321992		12/84	406.532	407.313	402.590	402.509	401.667
Primary products.....		321992-P	12/84	391.842	392.776	388.205	388.176	387.364
Prefabricated stationary wood buildings, components (not sold as complete units).....		321992-1	12/89	211.264	211.264	211.264	211.264	211.264
Prefabricated stationary wood buildings, shipped in panel form (complete units).....		321992-5	12/84	596.475	595.128	577.118	576.483	573.886
Prefabricated stationary wood buildings, precut packages (complete units).....		321992-6	12/84	517.939	525.701	525.275	524.357	523.359
Prefabricated stationary wood buildings, shipped in three-dimensional assemblies.....		321992-7	12/84	403.507	403.507	403.507	404.398	404.398
Prefabricated stationary wood buildings, three-dimensional assemblies, residential.....		321992-71	12/84	393.968	393.968	393.968	394.924	394.924
Prefabricated stationary wood buildings, three-dimensional assemblies, nonresidential.....		321992-72	12/84	461.878	461.878	461.878	461.968	461.968
Secondary products and miscellaneous receipts.....		321992-SM						
Miscellaneous receipts.....		321992-M	06/98	280.850	273.850	268.891	266.655	266.169
Secondary products.....		321992-S	08/92	399.787	399.701	399.668	399.633	398.675
Miscellaneous wood product manufacturing.....	321999		12/03	153.789	153.789	152.877	154.180	154.167
Primary products.....		321999-P	06/84	227.148	227.148	226.618	228.731	228.731
All other miscellaneous wood products.....		321999-0	06/02	148.420	148.420	148.074	149.454	149.454
Secondary products and miscellaneous receipts.....		321999-SM						
Paper manufacturing.....	322		12/03	183.331	183.398	183.962	185.158	186.850
Pulp, paper & paperboard mills.....	3221		12/03	175.985	176.293	177.203	178.793	181.084
Pulp mills.....	32211		12/82	251.751	253.889	258.042	260.901	253.450
Pulp mills.....	322110		12/82	251.750	253.888	258.041	260.900	253.449
Primary products.....		322110-P	12/82	278.646	281.013	285.609	288.773	280.526
Special alpha and dissolving wood pulp, incl. sulfite and sulfate and other wood pulp.....		322110-6	12/11	130.366	131.675	133.902	135.579	131.238
All other miscellaneous pulp, other than wood, and pulp mill by-products, incl. turpentine.....		322110-9	06/88	329.746	328.305	332.134	331.747	332.134
Paper mills.....	32212		06/81	238.484	238.753	239.641	239.653	246.065
Paper mills.....	322120		12/03	163.073	163.257	163.864	163.872	168.256
Primary products.....		322120-P	12/03	164.061	164.125	164.562	164.867	169.459
Bleached bristol, clay-coated, uncoated, and industrial converted paper.....		322120-1	12/11	129.685	129.800	129.975	130.666	130.273
Sanitary tissue paper products, made in paper mills.....		322120-4	06/83	237.875	237.915	238.964	238.964	252.568
Newsprint and uncoated ground-wood paper.....		322120-5	12/03	120.123	120.123	120.123	120.123	122.263

See footnotes at end of table.

Table 11. Producer price indexes for net output of selected industries and their products, not seasonally adjusted — Continued
 [September 2024]

Title ¹	Industry code	Product code	Index base	Unadjusted index ²				
				May 2024	June 2024 ^P	July 2024 ^P	Aug. 2024 ^P	Sept. 2024 ^P
Paper mills - Continued								
Secondary products and miscellaneous receipts.....		322120-SM						
Paperboard mills.....	32213		12/82	367.620	368.135	370.076	377.036	377.960
Paperboard mills.....	322130		12/82	368.016	368.538	370.484	377.454	378.381
Primary products.....		322130-P	12/82	350.448	351.434	353.533	360.292	361.324
Bleached packaging and industrial converting paperboard.....		322130-B	05/21	127.816	127.816	127.926	127.926	127.926
Unbleached kraft packaging and industrial converting paperboard.....		322130-1	12/82	335.274	337.100	340.082	346.967	347.600
Recycled paperboard.....		322130-7	12/82	398.470	398.564	400.582	410.083	413.299
Secondary products and miscellaneous receipts.....		322130-SM						
Converted paper product mfg.....	3222		12/03	189.193	189.173	189.603	190.918	192.091
Paper container mfg.....	32221		12/84	323.466	323.325	324.240	328.130	330.248
Corrugated and solid fiber box manufacturing.....	322211		03/80	427.053	427.659	428.201	435.743	439.591
Primary products.....		322211-P	03/80	427.414	428.039	428.586	436.129	440.169
Corrugated and solid fiber boxes, including pallets.....		322211-0	03/80	427.414	428.039	428.586	436.129	440.169
Corrugated shipping containers for food and beverages and carryout boxes for retail food.....		322211-01	03/80	359.268	360.240	362.048	367.965	369.039
Corrugated shipping containers for paper and allied products.....		322211-02	03/80	408.066	407.927	407.927	416.836	416.836
Corrugated shipping containers for metal and electrical machinery.....		322211-03	06/02	252.505	252.505	252.505	256.069	256.069
Corrugated shipping containers for all other end uses.....		322211-04	03/80	432.066	432.066	431.353	440.330	449.114
Corrugated paperboard in sheets and rolls, lined and unlined.....		322211-05	03/80	365.030	366.795	366.795	368.563	373.453
Other corrugated and solid fiber products, including containers, pallets, pads, etc.....		322211-09	06/02	270.786	270.786	271.513	279.190	282.069
Secondary products and miscellaneous receipts.....		322211-SM						
Miscellaneous receipts.....		322211-M	06/02	312.890	312.979	312.979	342.015	335.987
Secondary products.....		322211-S	12/90	219.072	219.119	219.376	219.405	219.494
Folding paperboard box manufacturing.....	322212		12/83	242.470	240.876	242.658	243.035	243.748
Primary products.....		322212-P	12/83	237.124	235.476	237.572	238.054	238.783
Folding paperboard boxes, packaging, and packaging components.....		322212-0	12/83	237.124	235.476	237.572	238.054	238.783
Secondary products and miscellaneous receipts.....		322212-SM						
Other paperboard container manufacturing.....	322219		12/11	142.450	142.469	142.957	142.915	142.844
Primary products.....		322219-P	12/11	146.853	146.875	147.424	147.377	147.297
Setup (rigid) paperboard boxes.....		322219-1	12/83	501.458	499.039	499.449	499.449	496.479
Paperboard fiber drums with ends of any material.....		322219-7	12/85	533.231	533.170	534.746	537.475	537.434
Fiber cans, tubes, and similar fiber products.....		322219-8	12/85	442.622	443.302	445.227	443.963	443.618
Fiber cans, all fiber and composite.....		322219-81	12/85	392.822	393.383	392.792	395.068	394.566
Fiber cores and tubes.....		322219-82	12/85	463.270	464.182	471.412	462.635	462.635
Paperboard cones, reels, spools, bobbins, blocks, and all vulcanized fiber products.....		322219-83	12/02	166.660	166.660	166.660	166.660	166.660
Secondary products and miscellaneous receipts.....		322219-SM						
Paper bag and coated and treated paper mfg.....	32222		12/03	176.314	176.369	176.945	176.769	177.391
Paper bag and coated and treated paper manufacturing.....	322220		12/11	134.027	134.069	134.506	134.372	134.845
Primary products.....		322220-P	12/11	133.531	133.573	134.029	133.891	134.381
Specialty bags, pouches, and liners, multiweb laminations and foil, except film-film.....		322220-C	12/83	307.924	308.156	308.871	308.995	308.995
Uncoated single-web paper grocers' bags and sacks and variety and shopping bags.....		322220-D	12/83	493.110	493.110	494.392	494.392	494.392
Laminated aluminum foil rolls and sheets for flexible packaging uses.....		322220-F	12/03	164.264	164.264	164.264	163.674	163.674
Pasted, lined, laminated, or surface-coated paperboard.....		322220-G	12/84	334.272	334.272	334.272	334.272	334.272
Single-web paper, rolls and sheets, including waxed, for flexible packaging uses.....		322220-H	12/87	299.663	299.663	299.663	299.663	299.663
Multiweb laminated rolls and sheets, except foil, for flexible packaging uses.....		322220-J	12/03	162.884	162.932	163.238	163.238	163.238
Pressure-sensitive products.....		322220-N	12/82	243.346	246.243	245.850	246.082	246.730
Wallcoverings.....		322220-7	06/85	186.113	189.588	189.588	189.588	189.588
Converted foil for nonpackaging applications.....		322220-8	06/13	122.601	122.601	122.601	122.601	122.601
Other coated and processed papers, except for packaging uses.....		322220-9	12/11	130.047	125.354	127.814	126.431	130.236
Secondary products and miscellaneous receipts.....		322220-SM						
Miscellaneous receipts.....		322220-M	12/11	158.598	158.598	158.598	-	-
Stationery product mfg.....	32223		12/03	212.890	213.194	210.706	210.704	213.471
Stationery product manufacturing.....	322230		12/11	166.454	166.692	164.747	164.746	166.908
Primary products.....		322230-P	12/11	167.597	167.843	165.827	165.823	168.065
Die-cut paper and paperboard office supplies.....		322230-4	12/89	324.092	324.092	324.092	324.092	324.092
Envelopes, commercial, all types and materials.....		322230-5	12/84	250.840	251.561	250.774	249.923	250.417
Tablets, pads and related products.....		322230-9	06/85	264.772	265.232	265.232	265.424	265.424
Secondary products and miscellaneous receipts.....		322230-SM						
Miscellaneous receipts.....		322230-M	12/11	123.150	123.107	123.298	123.408	123.311
Other converted paper product mfg.....	32229		12/03	145.249	145.245	145.967	145.929	146.716

See footnotes at end of table.

Table 11. Producer price indexes for net output of selected industries and their products, not seasonally adjusted — Continued
 [September 2024]

Title ¹	Industry code	Product code	Index base	Unadjusted index ²				
				May 2024	June 2024 ^P	July 2024 ^P	Aug. 2024 ^P	Sept. 2024 ^P
Sanitary paper product manufacturing.....	322291		12/03	131.858	131.763	132.363	132.486	133.418
Primary products.....		322291-P	06/83	192.053	191.953	192.782	193.070	194.388
Disposable diapers and similar disposable products, made from purchased sanitary paper stock.....		322291-2	12/03	103.682	103.682	103.682	103.682	104.949
Sanitary tissue paper products, made from purchased sanitary paper stock or wadding.....		322291-5	12/03	164.552	164.390	165.733	166.200	166.543
Secondary products and miscellaneous receipts.....		322291-SM						
Miscellaneous receipts.....		322291-M	12/03	266.425	244.579	272.934	224.525	266.148
All other converted paper product mfg.....	322299		12/03	179.243	179.542	180.615	180.044	180.298
Primary products.....		322299-P	12/03	177.234	177.420	178.518	177.974	178.499
Molded pulp goods, including egg cartons, florist pots, food trays, etc.....		322299-1	12/03	188.244	188.771	188.543	188.824	191.662
Miscellaneous converted paper and paperboard products.....		322299-3	12/03	174.925	175.004	176.529	175.721	175.518
Secondary products and miscellaneous receipts.....		322299-SM						
Secondary products.....		322299-S	12/03	188.431	188.533	188.844	-	-
Printing and related support activities.....	323		12/03	165.309	165.751	166.283	167.088	167.089
Printing and related support activities.....	3231		12/03	165.507	165.948	166.481	167.287	167.288
Printing.....	32311		12/03	167.308	167.758	168.304	169.133	169.121
Commercial screen printing.....	323113		12/03	131.554	131.618	131.961	132.541	132.558
Primary products.....		323113-P	12/03	131.123	131.123	131.478	132.101	132.101
Screen printing on garments, apparel accessories, and other fabric articles, excluding labels.....		323113-4	06/90	167.156	167.156	167.756	167.607	167.607
Screen printing (excluding on textiles, apparel, apparel accessories, and labels) ..		323113-6	12/06	129.322	129.322	129.322	132.152	132.152
Secondary products and miscellaneous receipts.....		323113-SM						
Miscellaneous receipts.....		323113-M	12/03	143.078	144.224	145.694	145.088	145.796
Secondary products.....		323113-S	12/03	123.573	123.818	123.856	124.363	124.348
Books printing.....	323117		12/83	281.255	281.248	281.653	284.524	284.523
Primary products.....		323117-P	12/83	284.100	284.091	284.598	288.117	288.117
Other book and pamphlet printing and binding.....		323117-E	06/93	161.480	161.449	161.459	161.459	161.459
Textbook printing and binding.....		323117-1	06/93	152.431	152.431	153.167	153.167	153.167
Technical, scientific, & professional book printing & binding.....		323117-3	06/93	147.212	147.212	150.288	150.288	150.288
Religious book printing and binding.....		323117-5	06/93	197.553	197.553	196.159	196.845	196.845
General book (trade, etc.) printing & binding.....		323117-7	06/93	274.667	274.667	274.667	281.538	281.538
Secondary products and miscellaneous receipts.....		323117-SM						
Commercial printing, except screen and books.....	32311K		12/11	149.444	149.907	150.424	151.113	151.099
Primary products.....		32311K-P	12/11	140.052	140.569	141.136	141.638	141.635
Commercial lithographic printing.....		32311K-0	06/82	214.576	214.576	215.909	216.369	216.183
Other commercial and general job printing (lithographic).....		32311K-0B	12/01	142.398	142.398	144.818	145.580	145.501
Magazine and periodical printing (lithographic).....		32311K-01	06/82	178.411	178.411	179.090	180.022	180.022
Label and wrapper printing (lithographic).....		32311K-03	06/82	170.184	170.184	172.165	172.605	172.605
Catalog and directory printing (lithographic).....		32311K-05	06/82	170.906	170.906	172.531	172.909	172.909
Advertising printing (lithographic).....		32311K-09	06/82	183.239	183.239	184.646	184.995	184.578
Commercial flexographic printing.....		32311K-2	12/03	205.641	205.494	205.494	205.494	205.524
Label and wrapper printing (flexographic).....		32311K-21	12/01	200.494	200.317	200.317	200.317	200.354
Quick printing.....		32311K-4	12/03	172.645	172.645	172.645	172.645	172.645
Digital printing.....		32311K-5	12/03	135.632	137.435	138.095	139.021	139.174
Manifold business forms printing.....		32311K-6	12/03	225.046	225.046	225.046	232.179	232.179
Other commercial printing.....		32311K-9	12/03	135.757	135.757	135.757	135.757	135.757
All other commercial and general job printing.....		32311K-9V	09/18	131.342	131.342	131.342	131.342	131.342
Secondary products and miscellaneous receipts.....		32311K-SM						
Miscellaneous receipts.....		32311K-M	12/11	148.866	153.800	156.455	158.188	158.187
Secondary products.....		32311K-S	12/11	277.361	277.129	277.308	279.304	279.215
Support activities for printing.....	32312		12/03	120.781	120.999	121.163	121.338	121.717
Support activities for printing.....	323120		12/11	122.558	122.780	122.945	123.123	123.508
Primary products.....		323120-P	12/11	120.538	120.762	120.923	121.080	121.485
Softcover, pamphlet, sample book, and other binding of books and materials printed elsewhere.....		323120-3	12/06	152.493	152.886	152.953	154.371	154.471
Miscellaneous binding and postpress work, incl collating, perforating, folding, gluing, etc.....		323120-5	12/06	130.236	131.285	131.285	129.671	130.922
Prepress services, excl platemaking (incl film, assembled flats, color sep., typesetting, etc.).....		323120-7	12/03	98.415	98.415	98.415	98.415	98.415
Printing plates and cylinders, prepared for printing (excl blank plates and blank cylinders).....		323120-9	12/03	107.020	107.020	107.020	107.020	107.020
Secondary products and miscellaneous receipts.....		323120-SM						
Petroleum and coal products manufacturing.....	324		12/84	341.251	326.755	345.041	334.828	301.665
Petroleum and coal products mfg.....	3241		12/84	341.251	326.755	345.041	334.828	301.665
Petroleum refineries.....	32411		06/85	336.906	321.326	340.944	330.056	294.378

See footnotes at end of table.

Table 11. Producer price indexes for net output of selected industries and their products, not seasonally adjusted — Continued
 [September 2024]

Title ¹	Industry code	Product code	Index base	Unadjusted index ²				
				May 2024	June 2024 ^P	July 2024 ^P	Aug. 2024 ^P	Sept. 2024 ^P
Petroleum refineries.....	324110		06/85	336.942	321.362	340.980	330.092	294.414
Primary products.....		324110-P	06/85	348.189	331.728	352.456	340.952	303.255
Kerosene, except jet fuel.....		324110-B	06/85	327.206	305.109	344.110	308.571	276.691
Light fuel oils.....		324110-C	06/85	380.244	366.819	406.488	397.096	339.679
Home heating oil and other distillates, NEC.....		324110-C1	06/85	305.265	306.899	312.799	296.434	261.404
Diesel fuel.....		324110-C2	06/85	399.375	384.168	428.146	419.068	357.776
Heavy fuel oils, including No. 5, No. 6, heavy diesel, gas enrichment oils, etc.....		324110-E	06/85	303.437	298.229	305.254	291.975	287.367
Unfinished oils and lubricating oil base stock.....		324110-J	06/85	485.916	497.494	505.474	470.889	468.080
Liquefied refinery gases, including other aliphatics (feed stock and other uses)....		324110-R	06/85	665.389	602.039	678.533	658.040	527.695
Other finished petroleum products, including waxes.....		324110-T	06/85	357.760	376.303	335.825	354.047	403.306
Gasoline, including finished base stocks and blending agents.....		324110-1	06/85	294.969	276.421	289.100	281.385	249.751
Motor gasoline, including finished base stocks and blending agents.....		324110-12	06/85	296.304	277.810	290.765	283.091	250.704
Regular gasoline.....		324110-121	06/85	286.120	267.361	280.531	274.613	241.197
Mid-premium gasoline.....		324110-122	12/87	458.203	437.434	461.159	443.115	395.420
Premium gasoline.....		324110-123	06/85	319.350	302.705	313.779	299.715	273.455
Jet fuel.....		324110-6	06/85	326.583	315.072	333.287	298.215	280.114
Asphalt.....		324110-9	06/85	276.082	278.418	279.629	267.579	216.703
Secondary products and miscellaneous receipts.....		324110-SM1						
Asphalt paving and roofing materials mfg.....	32412		12/84	354.840	355.004	357.204	355.032	355.500
Asphalt paving mixture & block manufacturing.....	324121		06/81	402.019	404.056	407.385	406.556	404.882
Primary products.....		324121-P	06/81	400.721	402.845	406.166	405.302	403.557
Asphalt paving mixtures & blocks.....		324121-0	06/81	400.721	402.845	406.166	405.302	403.557
Emulsified asphalt, including liquid additives.....		324121-0111	12/04	288.318	290.495	292.465	293.531	289.177
Other liquid asphalt and tar paving materials, including cut-backs.....		324121-0121	12/04	387.761	393.513	394.436	394.464	389.488
Asphalt and tar paving mixt. (excl liquid), incl bitum. or asph. concrete, asph. paving cement.....		324121-0131	12/04	247.560	248.260	250.907	249.122	250.316
Secondary products and miscellaneous receipts.....		324121-SM						
Miscellaneous receipts.....		324121-M	12/04	214.245	214.245	217.145	217.145	217.145
Asphalt shingle and coating materials manufacturing.....	324122		06/84	352.296	350.378	351.621	347.633	350.572
Primary products.....		324122-P	06/84	355.456	353.482	354.761	350.658	353.682
Roofing asphalts and pitches, coatings, and cements.....		324122-1	06/84	291.183	294.095	294.041	294.041	294.041
Prepared asphalt and tar roofing and siding products, incl. saturated felts for nonbuilding use.....		324122-2	06/84	359.454	357.037	358.433	353.972	357.260
Asphalt smooth-surfaced roll roofing and cap sheets, organic and fiberglass base.....		324122-21	12/12	153.636	154.190	154.190	154.190	154.190
Asphalt mineral-surfaced roll roofing and cap sheets, organic and fiberglass base.....		324122-22	06/06	277.634	277.793	278.399	276.514	277.674
Other prepared asphalt and tar products for roofing and siding.....		324122-27	06/06	177.671	178.039	179.087	177.508	179.292
Secondary products and miscellaneous receipts.....		324122-SM						
Other petroleum and coal products mfg.....	32419		12/84	549.672	549.027	546.374	546.855	546.627
Petroleum lubricating oil and grease mfg.....	324191		12/80	630.615	630.204	629.653	630.506	630.142
Primary products.....		324191-P	12/80	662.163	661.685	661.200	661.831	661.407
Petroleum lubricating oils and greases, refined petroleum.....		324191-0	12/80	662.163	661.685	661.200	661.831	661.407
Lubricating oils (incl. hydraulic fluids, etc.), refined petroleum.....		324191-011	12/80	683.820	683.285	682.744	683.449	682.975
Lubricating greases, made from refined petroleum.....		324191-012	12/80	543.894	543.894	543.894	543.894	543.894
Secondary products and miscellaneous receipts.....		324191-SM						
Miscellaneous receipts.....		324191-M	12/80	370.198	370.198	360.026	353.336	353.336
All other petroleum and coal products mfg.....	324199		12/03	338.587	337.532	330.915	330.607	330.672
Primary products.....		324199-P	12/03	349.015	347.910	340.973	340.650	340.719
Coke oven and blast furnace products, made in coke oven establishments.....		324199-3	12/09	192.197	191.682	190.161	190.281	188.650
All other petroleum and coal products (excl. coke oven products), made in coke oven estab.....		324199-9	12/02	384.322	383.092	375.150	374.756	375.051
Secondary products and miscellaneous receipts.....		324199-SM						
Secondary products.....		324199-S	12/09	217.644	217.644	217.644	217.644	217.644
Chemical mfg.....	325		12/84	352.537	352.745	354.670	355.033	353.805
Basic chemical mfg.....	3251		12/84	412.108	416.208	423.641	423.667	423.812
Petrochemical mfg.....	32511		12/03	150.776	152.782	164.479	165.898	168.433
Petrochemical manufacturing.....	325110		12/03	151.361	153.401	165.114	166.557	169.137
Primary products.....		325110-P	12/03	164.442	167.868	179.303	181.725	186.055
Secondary products and miscellaneous receipts.....		325110-SM						
Industrial gas mfg.....	32512		12/03	241.621	243.327	243.498	244.906	245.971
Industrial gas manufacturing.....	325120		12/03	242.350	244.062	244.234	245.646	246.714
Primary products.....		325120-P	06/81	403.153	406.002	406.308	408.652	410.434
Oxygen.....		325120-A	06/81	585.639	590.862	606.981	606.633	618.113
Argon and hydrogen.....		325120-C	06/09	98.378	99.283	98.397	98.612	99.030
Other industrial gases (including fluorocarbon and acetylene).....		325120-T	06/09	292.848	291.449	287.024	286.654	286.654

See footnotes at end of table.

Table 11. Producer price indexes for net output of selected industries and their products, not seasonally adjusted — Continued
[September 2024]

Title ¹	Industry code	Product code	Index base	Unadjusted index ²				
				May 2024	June 2024 ^P	July 2024 ^P	Aug. 2024 ^P	Sept. 2024 ^P
Industrial gas manufacturing - Continued								
Carbon dioxide.....		325120-4	06/81	720.938	756.063	727.554	792.951	789.796
Nitrogen.....		325120-7	06/81	235.055	238.794	250.201	246.200	246.638
Secondary products and miscellaneous receipts.....		325120-SM						
Synthetic dye and pigment mfg.....	32513		12/03	174.811	174.662	174.742	174.834	180.437
Synthetic dye and pigment manufacturing.....	325130		12/11	115.498	115.400	115.453	115.513	119.215
Primary products.....		325130-P	12/11	113.785	113.677	113.731	113.798	117.514
All other inorganic pigments, including TiO ₂ , chrome colors, and other white opaque pigments.....		325130-N	09/21	118.312	119.205	119.063	118.591	123.742
Synthetic organic dyes, pigments, lakes, and toners.....		325130-R	09/21	115.505	112.260	112.935	114.695	114.451
Synthetic organic dyes.....		325130-R8	12/82	129.710	126.211	127.806	128.619	128.043
Synthetic organic pigments, lakes, and toners.....		325130-R9	12/82	213.886	207.660	207.660	212.655	212.655
Secondary products and miscellaneous receipts.....		325130-SM						
Secondary products.....		325130-S	12/11	137.460	137.362	137.159	137.164	138.283
Other basic inorganic chemical manufacturing.....	32518		12/03	364.285	365.604	362.040	362.094	363.703
Other basic inorganic chemical manufacturing.....	325180		12/10	158.665	159.241	157.691	157.716	158.417
Primary products.....		325180-P	12/10	128.173	128.566	127.156	127.082	127.648
Potassium and sodium compounds, excluding bleaches, alkalies, and alum.....		325180-A	12/82	609.345	604.345	605.400	604.968	607.271
All other inorganic chemicals.....		325180-H	12/03	385.923	388.433	390.480	389.504	389.902
Inorganic acids, excluding nitric, sulfuric and phosphoric.....		325180-3	12/82	171.698	170.932	170.167	171.022	172.673
Sodium hydroxide (caustic soda).....		325180-4	12/80	431.253	430.963	427.724	434.681	429.642
Carbon black, all processes.....		325180-6	12/83	611.139	619.234	622.293	621.351	635.409
Other alkalies.....		325180-7	12/11	141.831	141.687	138.991	139.704	139.626
Sulfuric acid.....		325180-9	12/82	138.583	140.175	133.448	126.131	136.154
Secondary products and miscellaneous receipts.....		325180-SM						
Miscellaneous receipts.....		325180-M	12/10	347.540	347.540	347.540	347.540	—
Secondary products.....		325180-S	12/10	221.295	225.277	225.935	229.066	231.084
Other basic organic chemical mfg.....	32519		12/03	213.186	215.841	217.700	216.967	215.171
Ethyl alcohol manufacturing.....	325193		12/03	196.355	201.576	208.567	200.906	197.867
Primary products.....		325193-P	12/82	215.045	222.674	232.900	224.268	221.293
Ethyl alcohol.....		325193-0	12/82	214.694	223.735	236.003	227.594	224.132
Distillers' dried grains (dark and light) and dried solubles.....		325193-2	12/22	79.551	78.381	76.397	72.616	72.893
Secondary products and miscellaneous receipts.....		325193-SM						
Secondary products.....		325193-S	12/03	159.943	156.452	151.723	146.477	142.585
Cyclic crude, intermediate, and gum and wood chemical mfg.....	325194		06/11	121.757	122.270	122.599	127.394	122.888
Primary products.....		325194-P	06/11	132.584	132.330	132.426	136.668	133.691
Gum and wood chemicals, including wood distillation products.....		325194-1	06/84	526.580	525.571	527.411	532.744	531.033
Cyclic crude and intermediate chemicals.....		325194-2	12/03	224.518	224.089	224.035	232.924	226.386
Secondary products and miscellaneous receipts.....		325194-SM						
All other basic organic chemical manufacturing.....	325199		12/03	229.264	231.060	230.796	232.258	231.613
Primary products.....		325199-P	12/82	378.988	382.742	382.108	384.402	382.839
Natural organic chemicals.....		325199-E	12/08	139.770	139.953	139.807	139.807	139.807
Synthetic organic chemicals for use as flavor and perfume materials.....		325199-H	12/03	196.842	196.842	196.077	196.460	196.575
Synthetic organic rubber-processing chemicals.....		325199-K	12/03	212.070	212.360	215.289	211.610	210.855
Synthetic organic plasticizers.....		325199-N	12/03	231.697	233.878	238.243	229.317	219.438
Other synthetic organic chemicals.....		325199-R	12/03	183.414	189.264	190.532	193.559	195.899
Miscellaneous end use chemicals and chemical products, excluding urea.....		325199-T	12/82	424.513	425.400	427.868	427.858	426.167
Miscellaneous cyclic and acyclic chemicals and chemical products, excluding fatty acid esters.....		325199-V	12/82	357.388	361.765	352.586	350.509	340.878
Fatty acids.....		325199-1	06/85	207.938	201.164	199.576	208.555	207.460
Industrial organic flavor oil mixtures and blends.....		325199-7	12/08	326.205	325.931	324.951	324.951	324.525
Secondary products and miscellaneous receipts.....		325199-SM						
Resin, synthetic rubber, and artificial/synthetic fiber/filaments mfg.....	3252		12/84	246.369	246.006	247.712	247.851	239.816
Resin and synthetic rubber mfg.....	32521		12/03	197.258	197.431	199.229	199.274	193.025
Plastics material and resin manufacturing.....	325211		12/80	321.393	321.264	324.691	324.871	313.528
Primary products.....		325211-P	12/80	289.722	289.868	294.075	292.471	282.503
Thermoplastic resins and plastics materials.....		325211-1	12/80	284.537	284.386	288.931	289.464	279.511
Thermosetting resins and plastics materials.....		325211-4	12/80	320.198	322.617	324.099	306.160	296.392
Secondary products and miscellaneous receipts.....		325211-SM						
Synthetic rubber manufacturing.....	325212		06/81	269.474	273.322	271.743	270.464	272.012
Primary products.....		325212-P	06/81	266.774	270.621	269.042	267.764	269.311
Synthetic rubber (vulcanizable elastomers).....		325212-0	06/81	266.774	270.621	269.042	267.764	269.311
Secondary products and miscellaneous receipts.....		325212-SM						
Artificial fibers and filaments manufacturing.....	32522		12/03	165.239	160.735	157.978	158.633	151.537

See footnotes at end of table.

Table 11. Producer price indexes for net output of selected industries and their products, not seasonally adjusted — Continued
 [September 2024]

Title ¹	Industry code	Product code	Index base	Unadjusted index ²				
				May 2024	June 2024 ^P	July 2024 ^P	Aug. 2024 ^P	Sept. 2024 ^P
Artificial fibers and filaments manufacturing.....	325220		06/81	168.247	163.653	160.840	161.508	154.270
Primary products.....		325220-P	06/81	173.806	168.848	165.812	166.533	158.720
Polyester manufactured fibers.....		325220-7	12/89	152.717	154.035	155.779	156.543	155.665
Other noncellulosic organic fibers, incl. polyamide, polyolefin, and producer-textured.....		325220-9	06/11	140.957	134.807	130.650	131.101	122.227
Secondary products and miscellaneous receipts.....		325220-SM						
Pesticide, fertilizer, and other agricultural chemical mfg.....	3253		12/84	277.449	275.749	274.140	272.958	274.150
Fertilizer mfg.....	32531		12/03	244.219	240.713	238.182	236.342	238.187
Nitrogenous fertilizer manufacturing.....	325311		12/79	402.671	386.415	382.348	376.083	377.875
Primary products.....		325311-P	12/79	392.147	376.173	372.206	366.073	367.797
Synthetic ammonia, nitric acid, ammonium compounds, and urea.....		325311-A	12/14	106.310	101.312	100.112	98.256	98.778
Fertilizer materials of organic origin.....		325311-7	06/03	141.426	143.328	143.328	143.328	143.328
Secondary products and miscellaneous receipts.....		325311-SM						
Secondary products.....		325311-S	12/79	775.338	767.169	760.533	753.480	760.391
Phosphatic fertilizer manufacturing.....	325312		12/79	476.186	475.983	467.649	467.850	476.410
Primary products.....		325312-P	12/79	392.357	392.696	385.683	385.852	393.607
Phosphoric acid, superphosphates, and other phosphatic fertilizer materials.....		325312-A	12/09	180.404	181.754	177.077	177.190	182.361
Mixed fertilizers, made in plants which manufacture fertilizer materials.....		325312-7	12/79	484.428	477.733	477.733	477.733	477.733
Secondary products and miscellaneous receipts.....		325312-SM						
Fertilizer, mixing only, manufacturing (including compost).....	325314		12/79	278.112	277.974	278.660	275.842	273.950
Primary products.....		325314-P	12/79	281.604	281.466	282.315	279.354	277.497
Mixed fertilizers, mixing only.....		325314-0	06/86	250.131	250.009	250.762	248.132	246.483
Mixed fertilizers, dry, mixing only.....		325314-01	06/03	200.145	200.028	200.064	198.955	200.149
Mixed fertilizers, liquid, mixing only.....		325314-02	06/86	216.244	216.244	219.948	212.311	197.359
Secondary products and miscellaneous receipts.....		325314-SM						
Miscellaneous receipts.....		325314-M	12/79	170.125	170.111	165.759	166.956	163.852
Pesticide and other agricultural chemical mfg.....	32532		12/03	142.583	143.282	143.329	143.347	143.336
Pesticide and other agricultural chemical manufacturing.....	325320		06/82	196.315	197.277	197.342	197.367	197.351
Primary products.....		325320-P	06/82	207.297	208.316	208.384	208.411	208.393
Agricultural and commercial pesticides and chemicals.....		325320-1	06/03	138.657	139.401	139.451	139.471	139.471
Lawn and garden pesticides and chemicals.....		325320-4	06/03	194.532	194.532	194.532	194.532	194.124
Household and institutional pesticides and chemicals.....		325320-7	06/03	192.133	192.133	192.133	192.133	192.133
Secondary products and miscellaneous receipts.....		325320-SM						
Pharmaceutical and medicine mfg.....	3254		12/84	578.458	577.727	578.213	580.100	580.094
Pharmaceutical and medicine mfg.....	32541		12/03	241.525	241.219	241.423	242.210	242.208
Medicinal and botanical manufacturing.....	325411		06/82	193.291	193.011	193.229	192.945	193.286
Primary products.....		325411-P	06/82	196.755	196.443	196.685	196.369	196.749
Synthetic organic medicinal chemicals, medicinal & botanical drugs, & other products.....		325411-0	12/11	109.753	109.579	109.714	109.538	109.750
Secondary products and miscellaneous receipts.....		325411-SM1						
Pharmaceutical preparation manufacturing.....	325412		06/81	914.427	913.947	915.028	917.886	917.850
Primary products.....		325412-P	06/81	1,000.534	999.988	1,001.088	1,004.340	1,004.297
Pharmaceuticals acting on the respiratory system, for human use.....		325412-A	06/01	220.219	220.219	223.040	223.040	223.040
Antihistamines and bronchodilators, including antiasthmatics.....		325412-A111	06/81	1,165.819	1,165.819	1,165.819	1,165.819	1,165.819
Other respiratory preparations.....		325412-A112	06/01	213.194	213.194	220.358	220.358	220.358
Other respiratory preparations, over-the-counter.....		325412-A112OC	05/17	109.403	109.403	116.153	116.153	—
Other respiratory preparations, prescription.....		325412-A112RX	05/17	96.342	96.342	96.342	96.342	96.342
Pharmaceuticals acting on the digestive or the genito-urinary systems, for human use.....		325412-D	06/01	178.621	178.621	178.621	178.621	178.621
Other digestive or genito-urinary preparations.....		325412-D112	06/01	182.928	182.928	182.928	182.928	182.928
Other digestive or genito-urinary preparations, prescription.....		325412-D112RX	05/17	90.394	90.394	90.394	90.394	90.394
Pharmaceuticals acting on the skin, for human use.....		325412-G	06/01	178.193	174.671	174.671	174.671	174.671
Other pharmaceutical preparations acting on the skin.....		325412-G311	12/09	109.255	109.255	109.255	109.255	109.255
Anti-acne preparations.....		325412-G611	12/09	107.181	86.999	86.999	86.999	86.999
Vitamin, nutrient, and hematinic preparations, for human use.....		325412-L	06/01	155.555	155.555	155.524	158.806	158.806
Multivitamins.....		325412-L111	06/81	218.373	218.373	218.373	218.373	—
Other vitamins and nutrients.....		325412-L112	06/01	161.837	161.837	161.788	161.971	161.971
Pharmaceuticals affecting parasitic and infective diseases, for human use.....		325412-Q	06/01	284.934	284.934	284.934	284.934	284.934
Broad and medium spectrum antibiotics.....		325412-Q111	06/81	603.966	603.966	603.966	603.966	603.966
Systemic antivirals.....		325412-Q112	06/01	303.686	303.686	303.686	303.686	303.686
Other parasitic and infective diseases.....		325412-Q113	06/01	320.184	320.184	320.184	320.184	320.184
Pharmaceuticals for veterinary use, incl medicinal premixes/pet care products.....		325412-W	06/81	214.043	214.043	214.043	217.846	—
Pharmaceuticals affecting neoplasms, the endocrine system, & metabolic diseases, for human use.....		325412-1	06/01	328.145	328.145	328.410	328.412	328.412
Cancer therapy products.....		325412-1111	06/81	981.014	981.014	991.954	991.954	991.954
Insulin/antidiabetes products.....		325412-1112	06/81	1,502.851	1,502.851	1,502.851	1,502.992	1,502.992

See footnotes at end of table.

Table 11. Producer price indexes for net output of selected industries and their products, not seasonally adjusted — Continued
 [September 2024]

Title ¹	Industry code	Product code	Index base	Unadjusted index ²				
				May 2024	June 2024 ^P	July 2024 ^P	Aug. 2024 ^P	Sept. 2024 ^P
Pharmaceutical preparation manufacturing - Continued								
Other neoplasms, endocrine system, and metabolic diseases.....		325412-1113	06/81	1,122.049	1,122.049	1,122.049	1,122.049	—
Hormones and oral contraceptives.....		325412-1114	12/09	227.071	227.071	227.194	227.194	227.194
Pharmaceuticals acting on the central nervous system and the sense organs, for human use.....		325412-4	06/01	354.083	354.083	354.095	354.095	354.095
Analgesics.....		325412-4111	06/01	358.402	358.402	358.487	358.487	358.487
Psychotherapeutics.....		325412-4112	06/81	7,452.805	7,452.805	7,453.356	7,453.356	7,453.356
Antidepressants.....		325412-41121	12/87	1,324.442	1,324.442	1,324.442	1,324.442	1,324.442
Other psychotherapeutics, including tranquilizers.....		325412-41123	06/01	374.577	374.577	374.832	374.832	374.832
Other central nervous system and sense organs.....		325412-4113	06/01	283.785	283.785	283.765	283.765	283.765
Anticonvulsants.....		325412-4114	12/09	231.051	231.051	231.051	231.051	231.051
Analgesics, over-the-counter.....		325412-4111OC	05/17	110.851	110.851	111.149	111.149	111.149
Analgesics, prescription.....		325412-4111RX	05/17	136.026	136.026	136.026	136.026	136.026
Pharmaceuticals acting on the cardiovascular system, for human use.....		325412-7	06/81	1,732.781	1,732.781	1,732.781	1,732.671	1,732.671
Other cardiovascular preparations.....		325412-7113	06/01	559.817	559.817	559.817	559.762	559.762
Secondary products and miscellaneous receipts.....		325412-SM						
Miscellaneous receipts.....		325412-M	06/81	576.860	576.860	576.860	—	—
Secondary products.....		325412-S	06/81	325.125	325.125	327.052	327.034	—
In-vitro diagnostic substance manufacturing.....	325413		03/80	284.573	284.617	284.504	284.516	284.415
Primary products.....		325413-P	06/87	200.335	200.371	200.285	200.299	200.217
In-vitro diagnostic substances.....		325413-0	06/91	177.895	177.927	177.850	177.863	177.790
Secondary products and miscellaneous receipts.....		325413-SM						
Secondary products.....		325413-S	03/80	444.595	444.372	444.386	443.973	444.382
Other biological product manufacturing.....	325414		06/91	257.286	255.171	254.871	257.099	257.099
Primary products.....		325414-P	06/91	266.824	264.820	264.496	266.907	266.907
Biological products, excluding diagnostic, for veterinary, industrial, and all other misc. uses.....		325414-A	03/80	205.569	201.092	200.023	200.023	—
Biological products, excluding diagnostic, for human use.....		325414-T	06/09	153.586	153.586	153.722	155.840	155.840
Secondary products and miscellaneous receipts.....		325414-SM1						
Paint, coating & adhesive mfg.....	3255		12/03	235.236	235.164	235.429	236.356	236.700
Paint and coating mfg.....	32551		06/83	413.422	413.645	414.051	414.874	415.823
Paint and coating manufacturing.....	325510		06/83	412.724	412.945	413.351	414.172	415.119
Primary products.....		325510-P	06/83	419.123	419.314	419.805	420.556	421.413
Miscellaneous allied paint products including paint and varnish removers, thinners, etc.....		325510-B	12/88	370.824	370.224	368.989	369.021	368.788
Architectural coatings.....		325510-1	06/83	503.692	503.656	503.568	503.493	505.597
Exterior architectural coatings.....		325510-11	12/12	188.332	188.295	188.223	188.146	190.314
Interior architectural coatings.....		325510-12	12/12	152.876	152.876	152.868	152.868	152.868
Product finishes for original equipment manufacturers (OEM), excluding marine coatings.....		325510-4	06/83	260.280	261.407	261.955	263.057	262.713
Transportation finishes, except powdered and high-solids coatings.....		325510-41	12/12	119.447	122.874	123.793	125.036	123.691
All other product finishes for original equipment manufacturers (OEM), excluding marine coating.....		325510-42	12/12	145.111	144.794	144.883	145.258	145.451
Special purpose coatings incl. marine, industrial, construction and maintenance coatings, etc.....		325510-7	06/83	521.882	521.399	524.347	527.155	527.405
Automotive, other transportation and machinery refinish paints and enamels, including primers.....		325510-71	12/12	152.879	150.758	148.566	149.329	148.869
Special purpose coatings, including all marine coatings and traffic marking paints.....		325510-72	12/12	145.087	145.057	146.036	146.819	146.917
Secondary products and miscellaneous receipts.....		325510-SM						
Secondary products.....		325510-S	06/83	337.715	337.715	337.612	340.251	340.022
Adhesive mfg.....	32552		12/03	221.485	221.057	221.368	223.073	223.043
Adhesive manufacturing.....	325520		12/83	360.229	359.534	360.039	362.812	362.763
Primary products.....		325520-P	12/83	363.246	362.449	362.967	365.838	365.838
Nonstructural caulking compounds and sealants.....		325520-A	12/06	223.584	223.584	223.584	227.318	227.318
Structural sealants (load bearing).....		325520-B	12/06	134.799	134.799	134.799	134.799	134.799
Synthetic resin & rubber adhesives, incl all types of bonding & laminating adhesives.....		325520-4	12/83	372.877	371.496	372.392	374.502	374.502
Epoxy adhesives.....		325520-41	06/06	206.195	206.195	206.195	209.639	209.639
Other synthetic resin and rubber adhesives.....		325520-46	06/97	246.159	243.861	245.353	245.105	245.105
Secondary products and miscellaneous receipts.....		325520-SM						
Secondary products.....		325520-S	12/83	316.991	318.050	318.242	318.660	318.347
Soap, cleaners, and toilet preparation mfg.....	3256		12/84	215.879	215.887	215.878	215.968	216.030
Soap & cleaning compound mfg.....	32561		12/03	184.196	184.210	184.215	184.374	184.403
Soap and other detergent manufacturing.....	325611		06/83	230.163	230.190	230.202	230.476	230.534
Primary products.....		325611-P	06/83	232.553	232.584	232.597	232.865	232.926
Soaps and detergents, commercial, industrial, and institutional.....		325611-1	06/83	354.653	354.673	354.673	354.875	354.875
Commercial, industrial, and institutional hard surface cleaners.....		325611-11	06/07	150.229	150.469	150.469	150.469	150.469

See footnotes at end of table.

Table 11. Producer price indexes for net output of selected industries and their products, not seasonally adjusted — Continued
 [September 2024]

Title ¹	Industry code	Product code	Index base	Unadjusted index ²				
				May 2024	June 2024 ^P	July 2024 ^P	Aug. 2024 ^P	Sept. 2024 ^P
Soap and other detergent manufacturing - Continued								
Commercial, industrial, and institutional laundry detergents.....		325611-12	06/07	188.203	188.444	188.444	188.563	188.563
Commercial, industrial, and institutional dishwashing detergents.....		325611-13	12/11	181.021	180.990	180.990	180.990	180.990
Commercial, industrial, and institutional metal cleaners.....		325611-14	12/11	155.039	155.039	155.039	155.039	155.039
Commercial, industrial, and institutional soaps, excluding specialty cleaners.....		325611-17	06/07	164.704	164.483	164.483	164.982	164.982
Household detergents.....		325611-4	06/83	186.521	186.568	186.591	183.751	183.786
Household alkaline detergents and cleaners.....		325611-45	05/18	140.034	140.201	140.284	130.194	130.321
Household dry and liquid laundry detergents.....		325611-46	05/18	118.361	118.361	118.361	118.361	118.361
Soaps, excluding specialty cleaners, household.....		325611-7	06/83	227.005	227.005	227.005	228.048	228.287
Secondary products and miscellaneous receipts.....		325611-SM						
Miscellaneous receipts.....		325611-M	06/83	243.647	243.647	243.647	243.647	243.647
Secondary products.....		325611-S	06/83	213.176	213.177	213.177	213.586	213.634
Polish and other sanitation good mfg.....	325612		06/83	249.962	249.965	250.061	250.227	250.227
Primary products.....		325612-P	06/83	259.774	259.778	259.888	260.076	260.076
Polishing preparations and related products.....		325612-7	06/83	300.349	300.349	300.812	300.812	300.812
Specialty cleaning and sanitation products.....		325612-8	05/17	121.437	121.441	121.494	121.674	121.674
Disinfectants, nonagricultural, industrial and institutional.....		325612-81	05/17	144.613	144.613	144.613	145.683	145.683
Air and room fresheners.....		325612-83	06/83	188.227	188.227	188.227	188.227	188.227
Laundry fabric softeners and rinses, liquid and dry.....		325612-88	05/17	115.155	115.155	116.062	116.062	116.062
Other specialty cleaning and sanitation products.....		325612-89	06/89	194.180	194.191	194.191	194.191	194.191
Secondary products and miscellaneous receipts.....		325612-SM						
Miscellaneous receipts.....		325612-M	06/83	182.118	182.118	182.118	182.118	182.118
Surface active agent manufacturing.....	325613		12/83	336.739	336.739	336.626	336.626	336.626
Primary products.....		325613-P	12/83	369.859	369.859	369.859	369.859	369.859
Surfactants, finishing agents, and assistants.....		325613-0	12/83	369.859	369.859	369.859	369.859	369.859
Surfactants (bulk surface active agents).....		325613-02	12/83	430.152	430.152	430.152	430.152	430.152
Secondary products and miscellaneous receipts.....		325613-SM						
Toilet preparation mfg.....	32562		12/03	134.576	134.576	134.562	134.562	134.618
Toilet preparation manufacturing.....	325620		03/80	244.747	244.747	244.721	244.721	244.822
Primary products.....		325620-P	03/80	245.489	245.489	245.461	245.461	245.568
Denture cleaners, mouthwashes, gargles, and rinses.....		325620-A	12/03	151.019	151.019	151.019	151.019	151.019
Creams, lotions, and oils, excluding shaving, hair, and deodorant.....		325620-D	03/80	237.220	237.220	237.220	237.220	237.220
Other cosmetics and toilet preparations.....		325620-G	06/99	127.113	127.113	127.113	127.113	127.240
Shaving preparations.....		325620-1	03/80	248.095	248.095	247.203	247.203	247.203
Perfumes, toilet waters, and colognes.....		325620-4	03/80	249.468	249.468	249.468	249.468	249.468
Hair preparations (including shampoos).....		325620-7	03/80	276.273	276.273	276.273	276.273	276.273
Hair preparations incl professional, consumer, and cream/gel shampoos.....		325620-71	06/07	153.800	153.800	153.800	153.800	153.800
Hair tonics and hair dressings incl professional and consumer use.....		325620-72	06/07	132.822	132.822	132.822	132.822	132.822
Secondary products and miscellaneous receipts.....		325620-SM						
Other chemical product & preparation mfg.....	3259		12/03	177.948	175.977	176.982	176.814	178.786
Printing ink mfg.....	32591		12/03	192.320	192.397	192.216	191.479	191.562
Printing ink manufacturing.....	325910		06/84	257.815	257.920	257.675	256.688	256.799
Primary products.....		325910-P	06/84	262.281	262.390	262.127	261.132	261.245
Flexographic printing inks.....		325910-A	06/84	292.262	292.262	292.208	292.208	292.208
Nonimpact/digital inks.....		325910-E	06/05	226.120	226.481	226.161	222.807	222.883
All other printing inks.....		325910-H	06/84	240.655	240.650	239.211	239.211	240.077
Lithographic and offset inks.....		325910-6	06/84	253.065	253.065	253.065	253.123	253.123
News and nonheat web offset printing inks.....		325910-61	12/89	354.573	354.573	354.573	354.581	354.581
Publication and commercial web inks.....		325910-62	12/97	167.919	167.919	167.919	167.919	167.919
Sheet-fed general inks.....		325910-63	12/97	161.472	161.472	161.472	161.697	161.697
Sheet-fed packaging inks.....		325910-64	06/05	149.890	149.890	149.890	149.890	149.890
Gravure printing inks.....		325910-7	06/84	173.127	173.127	173.127	173.127	173.127
Secondary products and miscellaneous receipts.....		325910-SM						
Miscellaneous receipts.....		325910-M	06/84	189.805	189.805	189.805	190.060	190.060
Explosives mfg.....	32592		12/06	161.156	161.178	162.116	162.119	162.097
Explosives manufacturing.....	325920		12/80	409.304	409.359	411.741	411.749	411.693
Primary products.....		325920-P	12/80	368.955	368.947	370.722	371.106	371.059
Explosives and blasting accessories.....		325920-0	12/80	371.351	371.342	373.129	373.515	373.469
Secondary products and miscellaneous receipts.....		325920-SM						
All other chemical product & preparation mfg.....	32599		12/03	175.564	173.256	174.375	174.256	176.549
Custom compounding of purchased resins.....	325991		06/93	206.838	205.670	204.789	205.224	205.013
Primary products.....		325991-P	06/93	216.006	214.719	213.467	213.947	213.714
Custom compounding of purchased resins and color concentrates.....		325991-0	06/93	214.925	213.644	212.399	212.876	212.644
Secondary products and miscellaneous receipts.....		325991-SM						

See footnotes at end of table.

Table 11. Producer price indexes for net output of selected industries and their products, not seasonally adjusted — Continued
 [September 2024]

Title ¹	Industry code	Product code	Index base	Unadjusted index ²				
				May 2024	June 2024 ^P	July 2024 ^P	Aug. 2024 ^P	Sept. 2024 ^P
Photographic Film, Paper, Plate, Chemical, and Copy Toner Manufacturing.....	325992		12/03	167.665	154.793	161.684	160.344	173.696
Primary products.....		325992-P	12/03	181.849	166.762	173.983	172.373	188.157
Photographic sensitized film, plates, paper, & cloth.....		325992-T	06/07	204.321	181.319	192.330	189.875	213.940
Photographic sensitized film, plates, paper, & cloth, silver-halide-type (excl X-ray).....		325992-T1	01/00	196.851	170.618	182.763	179.854	206.930
Photographic sensitized film, plates, paper & cloth, other than silver-halide-type (incl X-ray).....		325992-T3	12/03	176.396	177.009	178.790	179.403	180.617
Prepared photographic chemicals.....		325992-5	12/83	78.618	78.618	78.618	78.618	78.618
Secondary products and miscellaneous receipts.....		325992-SM						
Other miscellaneous chemical product manufacturing.....	325998		06/85	259.957	260.406	260.859	260.860	261.077
Primary products.....		325998-P	06/85	253.944	254.430	254.928	254.929	255.162
Water treating compounds.....		325998-A	06/85	221.112	224.409	224.024	224.134	227.424
All other chemical preparations, including essential oils, matches, and gelatin.....		325998-J	06/85	271.457	271.423	271.683	271.248	270.301
Secondary products and miscellaneous receipts.....		325998-SM						
Miscellaneous receipts.....		325998-M	12/03	165.597	165.597	165.597	165.597	165.597
Secondary products.....		325998-S	06/85	349.616	349.292	348.644	348.644	348.652
Plastics and rubber products mfg.....	326		12/84	251.758	251.864	251.782	252.584	252.725
Plastics product mfg.....	3261		06/93	223.639	223.779	223.717	224.535	224.714
Unsupported plastics film, sheet, and bag mfg.....	32611		12/03	198.556	198.534	198.523	200.647	200.737
Plastics bag and pouch manufacturing.....	326111		12/03	212.832	213.002	212.854	214.003	214.619
Primary products.....		326111-P	12/03	215.402	215.582	215.437	216.545	217.202
Single-web film specialty bags, pouches, and liners.....		326111-1	12/83	329.454	329.824	329.682	331.399	332.422
Polyethylene grocery and variety bags and pouches.....		326111-11	06/07	164.200	164.200	164.200	168.625	168.625
Polyethylene refuse bags.....		326111-12	06/07	147.097	147.027	146.967	147.159	148.820
Other polyethylene bags, pouches, and liners.....		326111-15	06/07	184.509	185.207	185.006	185.365	185.904
Coextruded single-web film specialty bags, pouches, & liners.....		326111-16	06/13	137.669	137.669	137.669	137.669	137.669
Multiweb film/film combination specialty bags, pouches, and liners.....		326111-3	12/03	198.807	195.733	192.797	193.096	193.096
Secondary products and miscellaneous receipts.....		326111-SM						
Secondary products.....		326111-S	12/03	242.409	242.417	241.916	245.088	245.062
Plastics packaging film and sheet mfg.....	326112		12/03	177.198	177.369	176.454	178.508	178.380
Primary products.....		326112-P	12/03	179.674	179.854	178.973	180.900	180.777
Single-web film, rolls, and sheets, including coextruded, for flexible packaging uses.....		326112-1	12/87	279.704	279.881	277.831	281.234	282.130
Single-web film, rolls, and sheets for flexible packaging uses.....		326112-11	06/07	182.524	182.524	181.106	182.964	183.729
Coextruded single-web film, for flexible packaging uses.....		326112-12	06/07	161.409	161.951	161.072	164.413	164.245
Film/film multiweb laminated rolls and sheets, excluding foil, for flexible packaging uses.....		326112-3	12/87	186.029	186.552	187.869	188.540	184.842
Secondary products and miscellaneous receipts.....		326112-SM						
Secondary products.....		326112-S	12/03	172.597	172.670	171.023	175.526	175.290
Nonpackaging plastics film and sheet mfg.....	326113		06/93	230.882	230.491	231.641	234.791	234.731
Primary products.....		326113-P	12/82	286.444	286.392	287.833	291.898	291.272
Unlaminated plastics film and sheet, excluding packaging.....		326113-0	12/82	286.444	286.392	287.833	291.898	291.272
Unlaminated polyethylene film and sheet.....		326113-01	06/93	279.464	278.853	278.953	285.173	285.327
Unlaminated vinyl and vinyl copolymer film and sheet.....		326113-03	06/93	247.607	247.607	247.607	261.796	261.796
Miscellaneous unlaminated plastics film and sheet.....		326113-04	06/93	218.237	218.700	222.744	222.069	220.564
Secondary products and miscellaneous receipts.....		326113-SM						
Secondary products.....		326113-S	06/93	165.481	158.949	159.555	159.610	166.929
Plastics pipe/fitting/unsupported shapes mfg.....	32612		12/03	271.026	270.040	270.587	269.812	268.374
Unlaminated plastics profile shape mfg.....	326121		06/93	174.329	174.423	175.213	174.127	174.131
Primary products.....		326121-P	12/82	225.709	225.709	227.020	225.387	225.387
Unlaminated plastics profile shapes.....		326121-0	12/82	225.709	225.709	227.020	225.387	225.387
Secondary products and miscellaneous receipts.....		326121-SM						
Plastics pipe and pipe fitting manufacturing.....	326122		06/93	462.214	459.596	459.966	459.400	455.751
Primary products.....		326122-P	12/82	446.774	444.222	444.602	444.077	440.480
Plastics pipe.....		326122-1	12/82	433.617	430.745	431.993	430.850	426.204
Plastics drain, waste, and vent pipe.....		326122-11	06/87	225.252	222.109	222.487	224.583	223.950
Plastics water pipe.....		326122-13	06/87	397.290	392.469	395.516	390.812	384.352
Plastics sewer, stormdrain, and water main pipe.....		326122-18	12/17	199.885	200.809	197.977	197.385	194.287
Other plastics pipe.....		326122-1B	07/87	483.397	483.397	483.397	483.397	483.397
Plastics pipe fittings and unions.....		326122-3	12/03	435.197	434.554	430.826	433.268	435.136
Secondary products and miscellaneous receipts.....		326122-SM						
Miscellaneous receipts.....		326122-M	12/99	230.678	230.522	221.010	216.608	217.962
Secondary products.....		326122-S1	12/17	152.875	152.622	153.369	152.929	153.938
Laminated plastics plate, sheet, and shape mfg.....	32613		12/03	175.384	175.384	175.384	175.386	175.386
Laminated plastics plate, sheet (except packaging), and shape manufacturing.....	326130		06/93	218.152	218.152	218.152	218.154	218.154
Primary products.....		326130-P	12/82	285.224	285.224	285.224	285.224	285.224

See footnotes at end of table.

Table 11. Producer price indexes for net output of selected industries and their products, not seasonally adjusted — Continued
 [September 2024]

Title ¹	Industry code	Product code	Index base	Unadjusted index ²				
				May 2024	June 2024 ^P	July 2024 ^P	Aug. 2024 ^P	Sept. 2024 ^P
Laminated plastics plate, sheet (except packaging), and shape manufacturing - Continued								
Laminated plastics plates, sheet (except packaging), and shapes.....		326130-0	12/82	285.224	285.224	285.224	285.224	285.224
Secondary products and miscellaneous receipts.....		326130-SM						
Secondary products.....		326130-S	06/93	198.791	198.791	198.791	-	-
Polystyrene foam product mfg.....	32614		12/03	318.435	319.822	319.311	319.794	319.855
Polystyrene foam product manufacturing.....	326140		12/03	318.619	320.005	319.495	319.978	320.042
Primary products.....		326140-P	12/03	301.303	303.048	302.405	302.784	302.162
Packaging, polystyrene foam products.....		326140-2	12/03	362.158	365.734	363.256	364.387	362.672
Polystyrene foam food containers.....		326140-21	06/06	315.705	320.304	317.007	318.511	315.495
Polystyrene foam protective shipping pads, shaped cushioning, etc.....		326140-22	06/06	301.435	301.721	301.721	301.721	303.056
Building and construction polystyrene foam products.....		326140-3	12/03	223.826	225.675	225.675	225.373	225.373
Consumer and institutional polystyrene foam products.....		326140-5	12/82	386.753	387.466	387.887	388.286	387.923
All other polystyrene foam products incl. transportation application uses.....		326140-9	06/06	195.412	195.412	195.412	195.412	195.412
Secondary products and miscellaneous receipts.....		326140-SM						
Foam product (ex polystyrene) mfg.....	32615		12/03	192.430	192.473	192.478	192.496	192.503
Urethane and other foam product mfg.....	326150		12/03	192.408	192.450	192.455	192.473	192.480
Primary products.....		326150-P	12/03	186.752	186.752	186.752	186.752	186.755
Packaging polyurethane foam products.....		326150-2	12/03	295.101	295.101	295.101	295.101	295.101
Furniture and furnishings polyurethane foam products.....		326150-4	12/82	280.359	280.359	280.359	280.359	280.359
Polyurethane foam formed and slab stock for pillows, seating, and cushioning...		326150-41	12/05	155.801	155.801	155.801	155.801	155.801
Consumer and institutional polyurethane foam products.....		326150-5	12/03	238.757	238.757	238.757	238.757	238.757
All other miscellaneous polyurethane foam products.....		326150-6	12/03	123.009	123.009	123.009	123.009	123.056
Products made of foam other than polystyrene or polyurethane.....		326150-9	12/99	164.967	164.967	164.967	164.967	164.967
Secondary products and miscellaneous receipts.....		326150-SM						
Secondary products.....		326150-S	12/03	262.762	264.385	264.569	265.256	265.423
Plastics bottle mfg.....	32616		12/03	148.646	148.840	148.176	148.229	149.574
Plastics bottle manufacturing.....	326160		06/93	167.542	167.760	167.012	167.072	168.588
Primary products.....		326160-P	12/82	186.727	186.963	186.102	186.177	187.818
Plastics bottles.....		326160-0	06/87	177.931	178.156	177.335	177.407	178.971
Secondary products and miscellaneous receipts.....		326160-SM						
Other plastics product mfg.....	32619		12/03	184.132	184.350	184.312	185.038	185.326
Plastics plumbing fixture manufacturing.....	326191		06/93	208.088	208.091	208.095	208.095	208.095
Primary products.....		326191-P	06/93	209.737	209.737	209.737	209.737	209.737
Plastics plumbing fixtures.....		326191-0	06/93	209.737	209.737	209.737	209.737	209.737
Secondary products and miscellaneous receipts.....		326191-SM						
Miscellaneous receipts.....		326191-M	12/04	103.333	103.333	103.333	103.333	103.333
All other plastics product manufacturing.....	326199		06/93	203.430	203.682	203.639	204.478	204.812
Primary products.....		326199-P	06/87	239.872	240.153	240.045	240.980	241.370
All other reinforced and fiberglass plastics products.....		326199-A	06/93	278.731	280.832	284.159	285.659	285.659
Consumer/institutional/commercial fabricated plastics products (excl. foam and wire coated).....		326199-C	06/93	216.657	217.507	218.090	218.634	220.327
Transportation fabricated plastics products (excluding foam and reinforced plastics).....		326199-1	06/93	137.633	137.621	136.667	138.450	138.450
Electrical and electronic fabricated plastics (excluding foam and reinforced plastics).....		326199-2	12/82	147.853	147.877	148.727	150.979	150.979
Industrial machinery plastics products, excluding foam (incl. gears, bearings, etc.).....		326199-3	06/93	204.065	204.065	204.065	206.475	206.475
Plastics packaging (excluding film, sheet, foam, and bottles).....		326199-4	06/93	203.585	203.262	202.389	200.642	200.959
Building & construction fabricated plastics products (excl foam, plumbing fixtures, hardware).....		326199-8	12/03	187.431	187.431	187.605	188.695	188.201
Secondary products and miscellaneous receipts.....		326199-SM						
Miscellaneous receipts.....		326199-M	12/99	184.090	184.090	184.090	184.630	184.630
Secondary products.....		326199-S	06/93	186.688	187.394	188.103	189.888	190.575
Rubber product mfg.....	3262		12/03	194.413	194.310	194.206	194.412	194.311
Tire mfg.....	32621		06/81	216.589	215.929	216.354	216.352	216.531
Tire manufacturing, except retreading.....	326211		06/81	216.599	215.939	216.365	216.363	216.542
Primary products.....		326211-P	06/81	200.388	199.769	200.170	200.168	200.336
Tread rubber, tire sundries, and repair materials.....		326211-H	06/81	298.187	298.236	298.236	298.160	298.160
Pneumatic tires (including passenger, truck, bus, tractor, industrial, and other tires).....		326211-0	12/11	120.728	120.327	120.586	120.586	120.695
Passenger car pneumatic tires (casings).....		326211-01	06/81	184.226	183.580	184.023	184.023	184.023
Truck and bus (including off-the-highway) pneumatic tires.....		326211-03	06/81	185.708	184.997	185.378	185.378	185.378
Secondary products and miscellaneous receipts.....		326211-SM						
Rubber and plastics hose and belting.....	32622		12/03	206.544	206.590	206.590	206.661	206.488
Rubber and plastics hose and belting mfg.....	326220		12/81	330.239	330.312	330.312	330.425	330.148

See footnotes at end of table.

Table 11. Producer price indexes for net output of selected industries and their products, not seasonally adjusted — Continued
 [September 2024]

Title ¹	Industry code	Product code	Index base	Unadjusted index ²				
				May 2024	June 2024 ^P	July 2024 ^P	Aug. 2024 ^P	Sept. 2024 ^P
Rubber and plastics hose and belting mfg. - Continued								
Primary products.....		326220-P	12/81	331.932	332.008	332.008	332.195	331.968
Rubber and plastics belt and belting mfg.		326220-D	12/11	147.369	147.432	147.432	147.432	147.432
Rubber and plastics transmission belts and belting (excluding flat).....		326220-D2	12/81	236.919	236.919	236.919	236.919	236.919
Rubber and plastic hose mfg.		326220-H	12/11	131.905	131.905	131.905	132.065	131.871
Rubber and plastics hose for on- and off-highway motor vehicles.....		326220-H3	12/04	157.389	157.389	157.389	157.932	157.932
Industrial rubber and plastics hose without fittings.....		326220-H4	12/04	161.522	161.522	161.522	161.522	161.522
Rubber and plastics water hose (incl. fire, irrigation, etc.).....		326220-H5	12/04	230.020	230.020	230.020	230.020	227.875
Secondary products and miscellaneous receipts.....		326220-SM						
Other rubber product mfg.	32629		12/88	219.017	219.530	218.702	219.271	218.815
Rubber product mfg. for mechanical use.....	326291		12/88	175.889	175.963	175.957	175.957	175.957
Primary products.....		326291-P	12/88	166.460	166.535	166.529	166.529	166.529
Other extruded rubber mechanical goods (excl. auto)(excl. tubing).....		326291-C	12/03	159.150	159.150	159.150	159.150	159.150
Molded rubber mechanical goods, automotive.....		326291-1	06/83	120.924	120.924	120.924	120.924	120.924
Molded rubber mechanical goods, transportation (excluding automotive)/off-highway machinery.....		326291-2	12/03	154.603	154.332	154.300	154.300	154.300
Other molded rubber mechanical goods (excluding tubing).....		326291-9	12/03	198.395	198.805	198.805	198.805	198.805
Secondary products and miscellaneous receipts.....		326291-SM						
Secondary products.....		326291-S	06/83	290.793	290.793	290.789	290.789	290.789
All other rubber product manufacturing.....	326299		06/83	284.726	285.772	283.955	285.208	284.204
Primary products.....		326299-P	06/83	287.229	288.372	286.387	287.577	286.659
All other miscellaneous rubber goods.....		326299-B	06/83	246.653	246.653	246.653	246.653	246.653
Rubber compounds or mixtures for sale or interplant transfer.....		326299-6	06/83	310.156	314.188	315.243	315.243	315.243
All other industrial rubber products.....		326299-7	06/83	330.109	330.378	321.795	326.982	322.825
Secondary products and miscellaneous receipts.....		326299-SM						
Secondary products.....		326299-S	06/83	248.653	—	—	—	—
Nonmetallic mineral product manufacturing.....	327		12/84	298.235	298.023	298.898	299.741	300.451
Clay product and refractory manufacturing.....	3271		12/03	179.756	180.196	180.078	180.403	179.938
Pottery, ceramics, and plumbing fixture mfg.	32711		12/84	276.347	276.610	276.473	276.512	275.805
Pottery, ceramics, and plumbing fixture mfg.....	327110		12/11	151.874	152.019	151.944	151.965	151.577
Primary products.....		327110-P	12/11	146.685	146.801	146.710	146.731	146.326
Vitreous china, porcelain, and earthenware (semivitreous) table and kitchenware..		327110-5	12/06	140.697	140.697	141.349	141.349	141.349
All other pottery products (including china decorated for the trade).....		327110-6	12/06	168.745	168.745	168.745	168.745	168.745
Porcelain, steatite, and other ceramic electrical products.....		327110-7	12/85	327.006	327.570	327.024	327.125	325.164
Secondary products and miscellaneous receipts.....		327110-SM						
Clay building material and refractories mfg.	32712		12/03	180.767	181.312	181.182	181.623	181.154
Clay building material and refractories mfg.....	327120		12/11	142.555	142.985	142.883	143.231	142.861
Primary products.....		327120-P	12/11	142.784	143.224	143.099	143.455	143.076
Brick and structural clay tile.....		327120-1	12/84	264.813	265.559	265.740	265.760	265.760
Building or common brick.....		327120-11	12/84	261.970	262.718	262.899	262.899	262.899
Glazed brick and other brick (paving, floor, and sewer).....		327120-12	12/04	208.168	208.168	208.168	209.438	209.438
Clay floor and wall tile, glazed and unglazed (including quarry tile and ceramic mosaic tile).....		327120-2	06/85	116.582	116.148	115.842	117.603	116.925
Nonclay refractories (excluding dead-burned magnesia).....		327120-6	12/04	206.257	207.021	206.292	205.519	203.205
Clay refractories.....		327120-7	12/04	221.198	222.657	222.657	222.657	222.657
All other structural clay products, excluding clay refractories.....		327120-9	12/85	317.853	317.853	317.853	317.853	320.083
Secondary products and miscellaneous receipts.....		327120-SM						
Miscellaneous receipts.....		327120-M	12/11	149.187	149.187	151.367	151.367	151.367
Glass and glass product manufacturing.....	3272		12/03	169.476	168.913	170.698	170.900	171.685
Glass and glass product manufacturing.....	32721		12/03	169.476	168.913	170.698	170.900	171.685
Flat glass manufacturing.....	327211		12/80	149.749	149.009	150.910	152.051	154.869
Primary products.....		327211-P	12/80	143.543	142.828	144.667	145.771	148.498
Flat glass (float, sheet, and plate process), made by flat glass producers.....		327211-1	12/80	146.194	145.060	146.470	148.218	152.536
Other glass products, made by flat glass producers.....		327211-4	12/06	173.167	173.167	176.377	176.377	176.377
Secondary products and miscellaneous receipts.....		327211-SM						
Other pressed and blown glass and glassware.....	327212		06/83	203.233	202.638	203.211	202.477	203.927
Primary products.....		327212-P	06/83	201.439	200.835	201.417	200.661	202.128
Glass fiber and machine-made pressed and blown glass and glassware, made by glass producers.....		327212-B	06/12	152.452	151.984	152.438	151.852	152.987
Handmade pressed and blown glass and glassware, made by glass producers....		327212-9	12/04	145.857	145.857	145.727	145.727	—
Secondary and miscellaneous receipts.....		327212-SM						
Glass container manufacturing.....	327213		06/82	281.678	281.955	292.653	292.134	292.153
Primary products.....		327213-P	06/82	282.810	283.088	293.842	293.321	293.337
Glass containers (including value of packaging).....		327213-0	12/03	203.426	203.625	211.361	210.986	210.998
Secondary products and miscellaneous receipts.....		327213-SM1						

See footnotes at end of table.

Table 11. Producer price indexes for net output of selected industries and their products, not seasonally adjusted — Continued
 [September 2024]

Title ¹	Industry code	Product code	Index base	Unadjusted index ²				
				May 2024	June 2024 ^P	July 2024 ^P	Aug. 2024 ^P	Sept. 2024 ^P
Glass product mfg. made of purchased glass.....	327215		06/83	214.788	213.796	214.002	214.349	214.550
Primary products.....		327215-P	06/83	208.447	207.479	207.683	208.022	208.217
Pressed and blown glassware, made from purchased glass.....		327215-E	12/22	107.278	106.587	106.485	106.961	107.190
Other glass products, made from purchased glass.....		327215-F	06/83	201.740	200.629	200.629	200.629	201.721
Mirrors (decorated and undecorated), made from purchased glass.....		327215-9	06/83	209.127	208.953	210.057	211.133	208.183
Secondary products and miscellaneous receipts.....		327215-SM						
Secondary products.....		327215-S	06/83	257.297	257.343	257.398	257.393	257.394
Cement and concrete product manufacturing.....	3273		12/03	246.860	246.351	246.889	248.209	248.844
Cement manufacturing.....	32731		06/82	351.067	350.488	350.995	350.994	350.994
Cement manufacturing.....	327310		06/82	351.074	350.496	351.003	351.002	351.002
Primary products.....		327310-P	06/82	346.435	345.860	346.364	346.362	346.362
Cement, hydraulic (including cost of shipping containers).....		327310-0	06/89	342.476	341.908	342.406	342.404	342.404
Secondary products and miscellaneous receipts.....		327310-SM						
Ready-mix concrete manufacturing.....	32732		12/03	252.304	250.954	251.905	254.059	254.860
Ready-mix concrete manufacturing.....	327320		06/81	391.192	389.098	390.572	393.912	395.153
Primary products.....		327320-P	06/81	387.313	385.160	386.661	390.062	391.328
Northeast region ready-mix concrete.....		327320-A	12/12	173.356	166.632	169.671	172.005	172.005
Midwest region ready-mix concrete.....		327320-B	12/12	181.788	179.179	178.012	180.862	180.862
South region ready-mix concrete.....		327320-C	12/12	172.739	174.048	175.177	176.711	178.529
West region ready-mix concrete.....		327320-D	12/12	180.063	179.061	179.697	179.758	178.982
Secondary products and miscellaneous receipts.....		327320-SM						
Miscellaneous receipts.....		327320-M	06/81	410.378	411.286	411.286	411.286	411.286
Secondary products.....		327320-S	06/81	425.525	426.337	426.337	426.337	426.251
Concrete pipe, brick, and block manufacturing.....	32733		12/03	226.086	227.497	227.535	227.675	227.625
Concrete block and brick manufacturing.....	327331		06/81	371.762	374.704	374.806	375.112	374.995
Primary products.....		327331-P	06/81	385.122	388.262	388.384	388.705	388.577
Concrete block and brick.....		327331-0	12/06	182.627	184.116	184.174	184.326	184.266
Structural concrete block, lightweight units (weighing less than 105 lb/cubic ft.) (dry weight).....		327331-01	06/81	348.212	349.464	349.464	352.042	352.042
Structural concrete block, mediumweight units (weighing 105 - 124 lb/cubic ft.) (dry weight).....		327331-02	06/81	463.126	464.908	464.908	464.908	464.908
Structural concrete block, normalweight units (weighing 125 lb or more/cubic ft.) (dry weight).....		327331-03	06/81	436.440	454.764	454.764	454.764	454.764
Decorative concrete block (including screen, split, slump, shadowal block, etc.).....		327331-04	06/81	339.427	343.221	343.729	343.729	343.199
Concrete pavers (including grid, interlocking, etc.).....		327331-05	06/81	378.561	378.561	378.561	378.561	378.561
Concrete brick.....		327331-06	06/81	358.426	358.426	358.426	358.426	358.426
Secondary products and miscellaneous receipts.....		327331-SM						
Miscellaneous receipts.....		327331-M	06/81	314.238	314.238	314.238	314.238	314.238
Secondary products.....		327331-S	06/81	327.299	327.660	327.212	327.457	327.555
Concrete pipe manufacturing.....	327332		12/03	236.763	237.166	237.138	237.154	237.160
Primary products.....		327332-P	12/03	236.366	236.761	236.761	236.761	236.761
Concrete pipe.....		327332-0	12/03	236.366	236.761	236.761	236.761	236.761
Concrete storm sewer pipe.....		327332-02	12/99	310.659	311.264	311.264	311.264	311.264
Concrete pipe, except concrete culvert and storm sewer pipe.....		327332-03	06/94	272.267	272.267	272.267	272.267	272.267
Secondary products and miscellaneous receipts.....		327332-SM1						
Other concrete product manufacturing.....	32739		12/03	250.755	251.082	251.006	251.380	252.160
Other concrete product manufacturing.....	327390		12/03	250.804	251.133	251.054	251.429	252.208
Primary products.....		327390-P	12/03	246.345	246.572	246.618	246.966	247.775
Precast concrete products.....		327390-1	12/79	445.380	446.220	446.228	446.921	448.641
Precast concrete slabs and tile, roof and floor units.....		327390-11	07/85	393.710	394.578	407.108	408.561	408.561
Precast concrete architectural wall panels.....		327390-12	11/84	359.898	359.898	360.013	360.013	369.264
Burial vaults and boxes, precast concrete.....		327390-13	12/79	493.553	493.553	493.553	493.553	493.553
Precast concrete products (excl burial vaults and boxes, slabs and tile, and arch. wall panels).....		327390-14	12/79	421.621	422.606	421.264	421.999	422.292
Prestressed concrete products.....		327390-4	12/79	430.959	429.182	429.648	429.929	430.040
Prestressed concrete products (excl bridge beams and solid and hollow cored slabs and panels).....		327390-43	06/94	236.639	236.639	236.639	236.639	236.639
Prestressed concrete bridge beams.....		327390-46	01/17	209.042	207.328	207.948	208.323	208.470
Prestressed concrete solid and hollow cored slabs and panels.....		327390-47	01/17	157.897	156.652	156.652	156.652	156.652
Secondary products and miscellaneous receipts.....		327390-SM						
Secondary products.....		327390-S	12/79	644.333	651.066	651.066	651.066	651.066
Lime and gypsum product manufacturing.....	3274		12/03	267.846	267.868	268.375	268.513	268.559
Lime manufacturing.....	32741		12/03	362.640	362.730	364.260	364.805	364.986
Lime manufacturing.....	327410		12/85	466.259	466.374	468.341	469.043	469.275
Primary products.....		327410-P	12/85	485.316	485.501	487.595	488.308	488.575

See footnotes at end of table.

Table 11. Producer price indexes for net output of selected industries and their products, not seasonally adjusted — Continued
 [September 2024]

Title ¹	Industry code	Product code	Index base	Unadjusted index ²				
				May 2024	June 2024 ^P	July 2024 ^P	Aug. 2024 ^P	Sept. 2024 ^P
Lime manufacturing - Continued								
Lime.....		327410-0	12/04	353.433	353.568	355.093	355.612	355.806
Secondary products and miscellaneous receipts.....		327410-SM1						
Gypsum product manufacturing.....	32742		12/03	245.870	245.870	246.036	246.036	246.036
Gypsum product manufacturing.....	327420		06/81	401.715	401.715	401.986	401.986	401.986
Primary products.....		327420-P	06/81	431.350	431.350	431.641	431.641	431.641
Gypsum building materials.....		327420-1	12/93	362.265	362.265	362.558	362.558	362.558
Other gypsum products.....		327420-5	01/00	249.939	249.939	249.939	249.939	249.939
Secondary products and miscellaneous receipts.....		327420-SM						
Other nonmetallic mineral products.....	3279		12/84	270.527	271.543	271.205	271.053	271.632
Abrasive product manufacturing.....	32791		12/03	180.578	180.620	180.134	180.159	180.159
Abrasive product manufacturing.....	327910		12/80	301.414	301.484	300.673	300.715	300.715
Primary products.....		327910-P	12/80	318.142	318.217	317.348	317.394	317.394
Nonmetallic sized grains, powders, and flour abrasives (incl. graded only).....		327910-1	06/87	256.722	256.722	256.722	256.722	256.722
Nonmetallic abrasive products (including diamond abrasives).....		327910-4	12/80	316.785	317.124	317.095	316.950	316.950
Nonmetallic coated abrasive products and buffing wheels, polishing wheels, and laps.....		327910-7	12/80	380.105	380.105	380.105	380.310	380.310
Secondary products and miscellaneous receipts.....		327910-SM						
Miscellaneous receipts.....		327910-M	12/80	375.472	375.472	375.472	375.472	375.472
All other nonmetallic mineral product mfg.....	32799		12/03	209.226	210.176	209.982	209.830	210.379
Cut stone and stone product manufacturing.....	327991		12/84	250.284	250.284	250.284	250.284	250.284
Primary products.....		327991-P	12/84	244.113	244.113	244.113	244.113	244.113
Dressed dimension granite (including gneiss, syenite, diorite, and cut granite).....		327991-1	12/84	238.501	238.501	238.501	238.501	238.501
Dressed dimension limestone (including dolomite, travertine, calcareous, tufa, & cut limestone).....		327991-4	12/84	215.170	215.170	215.170	-	-
Dressed dimension marble and other stone.....		327991-7	12/84	245.062	245.062	245.062	245.062	245.062
Secondary products and miscellaneous receipts.....		327991-SM						
Secondary products.....		327991-S	12/84	222.289	222.289	222.289	222.289	222.289
Ground or treated mineral and earths manufacturing.....	327992		06/85	320.484	318.829	316.889	315.065	315.946
Primary products.....		327992-P	06/85	314.173	312.522	310.587	308.767	309.647
Ground or treated minerals and earths.....		327992-0	06/85	314.173	312.522	310.587	308.767	309.647
Treated lightweight aggregate and crushed slag, minerals and earths.....		327992-04	12/14	159.859	159.009	159.503	158.683	159.530
Treated clays, artificially activated with acid or other materials.....		327992-05	12/14	144.205	144.205	144.205	144.205	144.205
Other minerals or earths, treated.....		327992-06	12/14	90.812	90.186	88.627	87.872	87.987
Secondary products and miscellaneous receipts.....		327992-SM						
Mineral wool manufacturing.....	327993		12/81	308.319	313.286	313.446	313.730	315.651
Primary products.....		327993-P	12/81	308.631	313.613	313.774	314.059	315.986
Mineral wool for thermal and acoustical envelope insulation.....		327993-1	12/81	313.573	322.818	322.141	321.981	325.653
Mineral wool for industrial, equipment, and appliance insulation.....		327993-4	12/81	263.039	262.333	263.466	264.241	263.853
Secondary products and miscellaneous receipts.....		327993-SM						
Miscellaneous nonmetallic mineral products manufacturing.....	327999		12/03	188.550	188.550	188.550	188.550	188.550
Primary products.....		327999-P	12/03	187.263	187.263	187.263	187.263	187.263
All other nonmetallic mineral products.....		327999-0	12/03	187.263	187.263	187.263	187.263	187.263
Other nonmetallic mineral products.....		327999-09	06/06	123.466	123.466	123.466	123.466	123.466
Secondary products and miscellaneous receipts.....		327999-SM						
Primary metal mfg.....	331		12/84	285.753	284.197	280.146	275.125	273.138
Iron & steel mills & ferroalloy mfg.....	3311		12/03	244.560	240.879	234.427	228.748	225.019
Iron & steel mills & ferroalloy mfg.....	33111		12/03	244.560	240.879	234.427	228.748	225.019
Iron and steel mills and ferroalloy mfg.....	331110		06/82	262.449	258.493	251.547	245.447	241.441
Primary products.....		331110-P	06/82	268.415	263.922	255.027	248.280	243.830
Steel ingots and semifinished products.....		331110-3	06/82	450.898	445.515	433.964	430.444	430.405
Ferroalloys and related products.....		331110-6	12/09	91.302	90.862	91.462	91.260	91.260
Hot rolled steel bars, plates, and structural shapes.....		331110-7	06/82	280.589	277.077	275.236	271.894	265.877
Hot rolled steel bars, plates, and structural shapes, carbon.....		331110-71	12/17	161.931	159.632	158.478	156.535	152.841
Secondary products and miscellaneous receipts.....		331110-SM						
Steel product mfg from purchased steel.....	3312		12/03	278.071	273.681	269.682	265.219	263.652
Iron & steel pipe and tube mfg from purchased steel.....	33121		12/03	320.729	314.774	313.979	309.693	305.745
Iron and steel pipe and tube manufacturing from purchased steel.....	331210		06/82	458.713	450.195	449.050	442.917	437.275
Primary products.....		331210-P	06/82	472.430	463.759	463.072	456.973	450.897
Iron and steel pipes and tubes, from purchased iron and steel.....		331210-0	06/82	472.430	463.759	463.072	456.973	450.897
Pipe and tube, carbon.....		331210-02	12/10	179.973	176.545	176.117	173.940	171.461
Pipe and tube, stainless.....		331210-04	12/10	120.087	116.357	117.548	114.985	114.067
Secondary products and miscellaneous receipts.....		331210-SM1						

See footnotes at end of table.

Table 11. Producer price indexes for net output of selected industries and their products, not seasonally adjusted — Continued
 [September 2024]

Title ¹	Industry code	Product code	Index base	Unadjusted index ²				
				May 2024	June 2024 ^P	July 2024 ^P	Aug. 2024 ^P	Sept. 2024 ^P
Rolling & drawing of purchased steel.....	33122		12/03	242.750	239.642	233.070	228.477	228.841
Rolled steel shape mfg.....	331221		06/82	287.772	280.940	267.955	260.055	263.848
Primary products.....		331221-P	06/82	262.359	255.968	242.886	234.215	238.039
Cold rolled steel sheet and strip, made from purchased steel.....		331221-1	06/82	280.938	271.104	251.058	238.884	246.559
Cold finished steel bars and bar shapes, made from purchased steel.....		331221-3	06/82	257.650	256.254	253.264	249.465	247.378
Secondary products and miscellaneous receipts.....		331221-SM						
Steel wire drawing.....	331222		06/82	298.505	297.861	295.020	291.845	288.918
Primary products.....		331222-P	06/82	303.734	303.053	300.047	296.693	293.615
Steel wire, including galvanized and other coated wire.....		331222-5	06/82	277.876	277.004	273.913	269.623	265.686
Carbon steel wire.....		331222-5A	06/82	281.917	281.164	277.799	271.538	265.800
Secondary products and miscellaneous receipts.....		331222-SM						
Miscellaneous receipts.....		331222-M	03/98	122.321	122.321	122.321	121.531	118.328
Alumina & aluminum production & processing.....	3313		12/03	157.480	161.008	161.606	157.849	156.680
Alumina & aluminum production & processing.....	33131		12/03	157.571	161.101	161.699	157.940	156.771
Secondary smelting and alloying of aluminum.....	331314		12/03	176.735	179.978	179.291	177.571	175.763
Primary products.....		331314-P	06/80	190.860	194.470	193.713	191.828	189.827
Aluminum ingot, including billet, made by secondary smelters.....		331314-2	12/03	178.716	182.443	181.660	179.708	178.583
Aluminum and aluminum-base alloys powders, paste, and flakes.....		331314-5	12/03	145.237	145.317	145.317	145.317	138.039
Secondary products and miscellaneous receipts.....		331314-SM						
Aluminum sheet, plate, and foil mfg.....	331315		06/81	210.871	214.156	217.058	210.693	—
Primary products.....		331315-P	06/81	218.239	221.757	224.863	218.044	—
Aluminum sheet, plate, and foil.....		331315-0	06/81	218.239	221.757	224.863	218.044	—
Secondary products and miscellaneous receipts.....		331315-SM2						
Other aluminum rolling, drawing, and extruding.....	331318		12/81	259.675	268.488	267.391	263.851	260.439
Primary products.....		331318-P	12/81	269.730	278.208	277.193	273.706	270.269
Other extruded aluminum shapes, including rod, bar, and wire.....		331318-0	12/81	287.035	296.057	294.977	291.266	287.608
Secondary products and miscellaneous receipts.....		331318-SM						
Nonferrous (exc alum) production & processing.....	3314		12/03	308.136	308.106	305.706	301.807	304.106
Nonferrous metal (except aluminum) smelting and refining.....	33141		12/03	316.384	317.478	316.996	—	—
Nonferrous metal (except aluminum) smelting and refining.....	331410		12/09	124.545	124.975	124.785	—	—
Primary products.....		331410-P	12/09	129.025	129.636	129.435	—	—
Secondary products and miscellaneous receipts.....		331410-SM1						
Copper rolling/drawing/extruding & alloying.....	33142		12/03	357.369	358.522	350.474	339.458	341.986
Copper rolling, drawing, extruding, and alloying.....	331420		12/11	141.102	141.558	138.382	134.034	135.032
Primary products.....		331420-P	12/11	142.320	142.710	139.365	134.831	135.879
Copper wire and cable.....		331420-A	12/03	330.454	324.831	313.225	297.910	299.256
Copper and copper alloy mill shapes, except wire and cable.....		331420-B	12/22	110.729	113.055	111.308	109.232	110.450
Secondary products and miscellaneous receipts.....		331420-SM						
Secondary products.....		331420-S	12/11	—	—	—	—	116.895
Other nonferrous roll/draw/extruding/alloying.....	33149		12/03	259.776	258.184	260.963	263.635	266.734
Nonferrous metal (except copper and aluminum) rolling, drawing, and extruding.....	331491		12/03	228.969	229.005	230.959	233.251	238.094
Primary products.....		331491-P	12/03	198.201	198.232	199.948	201.937	206.193
All other nonferrous metal mill shapes.....		331491-D	06/82	347.700	351.025	355.551	352.303	352.175
Nickel and nickel-base alloy mill shapes.....		331491-2	06/82	266.622	264.006	268.711	272.148	269.527
Titanium and titanium-base alloy mill shapes.....		331491-3	06/82	196.709	196.709	196.679	202.763	212.103
Secondary products and miscellaneous receipts.....		331491-SM						
Secondary products.....		331491-S	06/82	375.239	375.360	375.532	380.178	380.178
Secondary smelting, refining, and alloying of nonferrous metal (except copper and aluminum).....	331492		12/03	294.104	290.841	294.523	297.618	298.972
Primary products.....		331492-P	12/03	293.150	289.811	293.007	296.046	297.518
All other miscellaneous secondary nonferrous metals, including secondary lead and zinc.....		331492-B	06/11	90.229	87.929	89.172	86.108	86.108
Nonferrous metal powders, paste, and flakes (excluding aluminum and copper).....		331492-1	06/85	265.040	264.649	264.551	265.728	265.942
Secondary products and miscellaneous receipts.....		331492-SM						
Foundries.....	3315		12/03	207.640	207.938	207.845	207.493	207.387
Ferrous metal foundries.....	33151		12/84	295.725	295.481	295.309	295.251	295.221
Iron foundries.....	331511		12/80	351.181	350.677	348.551	348.431	348.234
Primary products.....		331511-P	12/80	337.632	337.131	335.145	335.036	334.840
Cast iron pressure and soil pipe and fittings, all sizes.....		331511-B	12/03	444.942	444.839	444.763	444.704	444.697
Standard and pearlitic malleable iron castings.....		331511-T	06/12	189.419	189.385	182.503	182.371	182.392
Other ductile iron castings.....		331511-3	06/86	217.471	216.613	215.398	215.186	214.958
Other gray iron castings (including molds and stools for heavy steel ingots).....		331511-9	12/03	214.100	214.179	213.747	213.756	213.647
Secondary products and miscellaneous receipts.....		331511-SM						

See footnotes at end of table.

Table 11. Producer price indexes for net output of selected industries and their products, not seasonally adjusted — Continued
[September 2024]

Title ¹	Industry code	Product code	Index base	Unadjusted index ²				
				May 2024	June 2024 ^P	July 2024 ^P	Aug. 2024 ^P	Sept. 2024 ^P
Steel investment foundries.....	331512		06/81	357.799	357.799	362.363	362.363	362.363
Primary products.....		331512-P	06/81	340.727	340.727	345.101	345.101	345.101
Steel investment castings.....		331512-0	06/81	340.727	340.727	345.101	345.101	345.101
Secondary products and miscellaneous receipts.....		331512-SM						
Secondary products.....		331512-S	06/81	523.302	523.302	523.302	523.302	523.302
Steel foundries, except investment.....	331513		06/81	286.593	286.593	286.614	286.614	286.930
Primary products.....		331513-P	12/03	216.361	216.361	216.377	216.377	216.620
Carbon steel castings, except investment.....		331513-1	06/81	311.758	311.758	311.849	311.849	313.190
Alloy steel castings, excluding investment.....		331513-4	12/17	150.142	150.142	150.142	150.142	150.142
High alloy steel castings, except investment.....		331513-41	06/81	407.174	407.174	407.174	407.174	407.174
Other alloy steel castings, except investment.....		331513-43	12/03	203.170	203.170	203.170	203.170	203.170
Secondary products and miscellaneous receipts.....		331513-SM						
Nonferrous metal foundries.....	33152		12/84	260.178	261.350	261.282	260.311	260.032
Nonferrous metal die-casting foundries.....	331523		12/11	121.190	121.940	121.881	121.749	121.697
Primary products.....		331523-P	12/11	122.326	123.101	123.031	122.893	122.839
Aluminum die-castings.....		331523-1	06/83	191.482	192.530	193.496	193.512	193.404
Nonferrous (except aluminum) die-castings.....		331523-3	06/91	257.121	259.586	254.028	252.581	252.581
Secondary products and miscellaneous receipts.....		331523-SM						
Aluminum foundries, except die-casting.....	331524		06/91	243.438	244.194	244.456	244.508	244.402
Primary products.....		331524-P	06/91	222.378	223.206	223.493	223.527	223.527
Aluminum castings, excluding die-castings.....		331524-0	06/91	222.378	223.206	223.493	223.527	223.527
Secondary products and miscellaneous receipts.....		331524-SM						
Secondary products.....		331524-S1	06/08	304.283	304.283	304.283	304.448	—
Other nonferrous metal foundries, except die-casting.....	331529		12/11	159.947	160.305	160.106	157.839	157.320
Primary products.....		331529-P	12/11	156.631	157.005	156.809	154.502	153.971
Copper foundries (excluding die-casting).....		331529-5	06/83	456.675	458.756	457.665	444.851	441.905
Secondary products and miscellaneous receipts.....		331529-SM						
Fabricated metal product mfg.....	332		12/84	283.314	283.665	283.786	285.172	285.042
Forging & stamping.....	3321		12/03	174.405	174.814	173.179	172.252	172.017
Forging & stamping.....	33211		12/03	174.434	174.843	173.207	172.280	172.045
Iron and steel forging.....	332111		12/83	192.433	197.987	191.523	191.142	190.779
Primary products.....		332111-P	12/83	188.324	194.030	187.390	186.998	186.625
Hot impression die impact, press and upset steel forgings.....		332111-1	12/83	200.379	208.796	199.516	199.005	198.519
Hot impression die impact, press and upset carbon steel forgings.....		332111-11	12/83	208.865	226.339	205.264	204.731	204.731
Hot impression die impact, press and upset alloy steel forgings.....		332111-12	12/83	180.758	180.923	182.571	182.028	180.996
Secondary products and miscellaneous receipts.....		332111-SM						
Nonferrous forging.....	332112		12/83	187.694	189.097	190.094	190.067	190.037
Primary products.....		332112-P	12/83	208.306	209.912	211.054	211.022	210.985
Hot impression die impact, press and upset nonferrous forgings.....		332112-4	12/83	222.014	223.923	225.281	225.243	225.198
Hot impression die impact, press, and upset aluminum and aluminum alloy forgings.....		332112-41	12/83	238.535	239.098	241.524	241.457	241.377
Hot impression die impact, press, and upset titanium and titanium alloy forgings.....		332112-42	12/83	172.473	174.719	174.719	174.719	174.719
Other nonferrous hot impression die impact, press, and upset forgings.....		332112-43	06/98	225.624	233.483	233.483	233.483	233.483
Secondary products and miscellaneous receipts.....		332112-SM						
Custom roll forming.....	332114		12/03	170.903	169.607	169.250	165.831	165.443
Primary products.....		332114-P	12/84	192.802	191.117	190.653	186.205	185.702
Custom roll formed products (steel, aluminum and other metal).....		332114-0	06/90	187.192	185.555	185.105	180.786	180.297
Secondary products and miscellaneous receipts.....		332114-SM						
Powder metallurgy part mfg.....	332117		12/03	135.900	135.900	135.868	—	—
Primary products.....		332117-P	12/03	136.505	136.505	136.473	—	—
Powder metallurgy parts.....		332117-0	12/91	140.100	140.100	140.067	—	—
Other metal stamping, except automotive.....	332119		06/84	261.036	259.136	258.102	258.274	258.058
Primary products.....		332119-P	12/03	203.834	202.141	202.045	202.468	202.254
Metal job stampings, except automotive.....		332119-3	06/84	272.843	272.183	273.013	273.231	274.082
Recreational vehicle metal job stampings.....		332119-31	06/07	204.504	204.504	208.997	209.268	214.022
Other metal job stampings.....		332119-33	06/07	182.616	182.569	182.576	182.726	182.677
Other metal stampings, n.e.c., incl. stamped and pressed metal, and crowns and closures.....		332119-9	01/24	98.903	97.262	96.727	97.109	96.425
Secondary products and miscellaneous receipts.....		332119-SM						
Miscellaneous receipts.....		332119-M	12/03	163.003	162.420	158.971	157.583	157.637
Secondary products.....		332119-S	12/03	144.506	144.722	141.770	141.828	141.828
Cutlery & handtool mfg.....	3322		12/03	166.186	166.270	166.477	166.226	166.085
Cutlery & handtool mfg.....	33221		12/03	166.169	166.253	166.460	166.210	166.069

See footnotes at end of table.

Table 11. Producer price indexes for net output of selected industries and their products, not seasonally adjusted — Continued
 [September 2024]

Title ¹	Industry code	Product code	Index base	Unadjusted index ²				
				May 2024	June 2024 ^P	July 2024 ^P	Aug. 2024 ^P	Sept. 2024 ^P
Metal cookware, cutlery, and flatware mfg.	332215		12/11	129.969	130.154	130.567	129.815	129.815
Primary products.		332215-P	12/11	129.229	129.438	129.885	129.176	129.176
Cutlery, scissors, shears, trimmers, and snips.		332215-2	12/83	300.186	302.448	—	—	—
Secondary products and miscellaneous receipts.		332215-SM						
Miscellaneous receipts.		332215-M	12/11	141.996	140.713	139.139	135.974	135.974
Secondary products.		332215-S	12/11	135.896	135.896	135.896	135.896	135.896
Saw blade, handsaw, and hand and edge tool mfg.	332216		12/11	138.952	138.962	139.008	139.084	138.909
Primary products.		332216-P	12/11	138.015	138.024	138.076	138.177	138.012
Edge tools, hand-operated.		332216-4	06/96	213.705	213.705	213.705	213.705	212.001
All other miscellaneous hand tools, except handsaws.		332216-7	12/11	134.638	134.638	134.638	134.638	134.638
Secondary products and miscellaneous receipts.		332216-SM						
Miscellaneous receipts.		332216-M	12/11	136.165	136.165	136.165	136.165	136.165
Secondary products.		332216-S	12/11	147.834	147.883	147.815	147.462	147.045
Architectural & structural metals mfg.	3323		12/03	257.316	256.512	256.408	258.868	258.841
Plate work & fabricated structural prod mfg.	33231		12/03	271.768	269.833	269.639	274.632	274.799
Prefabricated metal buildings and components mfg.	332311		12/81	520.202	519.940	515.715	506.796	507.514
Primary products.		332311-P	12/81	538.876	538.571	534.506	525.174	525.903
Prefabricated metal bldg & component systems (excl. farm service bldgs, resid. bldgs, & parts).		332311-1	12/81	586.080	586.892	586.892	577.722	579.520
Other prefabricated and portable metal buildings and parts.		332311-3	12/81	439.856	437.151	424.342	414.620	413.059
Secondary products and miscellaneous receipts.		332311-SM						
Fabricated structural metal mfg.	332312		12/03	263.565	260.945	261.145	262.054	262.208
Primary products.		332312-P	06/82	340.448	336.026	336.087	337.374	337.631
Fabricated structural metal bar joists and concrete reinforcing bars.		332312-1	06/82	320.396	313.873	313.412	316.389	316.395
Fabricated structural iron and steel for industrial buildings metal bar joists, short span.		332312-11	06/11	179.830	177.773	179.235	180.518	180.533
Fabricated structural iron & steel for commercial, residential, institutional, & public bldgs.		332312-12	06/11	180.616	176.497	175.764	177.549	177.549
Other fabricated structural metal.		332312-5	06/82	365.370	364.893	365.085	365.085	365.085
Fabricated structural metal for bridges.		332312-6	06/82	271.023	253.577	256.871	254.230	258.507
Secondary products and miscellaneous receipts.		332312-SM						
Plate work mfg.	332313		12/03	226.157	226.157	226.157	257.930	—
Primary products.		332313-P	12/03	222.292	222.292	222.292	259.603	—
Fabricated plate work (stacks and weldments).		332313-0	03/80	337.154	337.154	337.154	393.744	—
Secondary products and miscellaneous receipts.		332313-SM1						
Ornamental & architectural metal prod mfg.	33232		12/03	245.855	246.171	246.155	246.119	245.896
Metal window and door mfg.	332321		06/83	412.263	413.423	414.936	414.834	414.862
Primary products.		332321-P	06/83	431.249	432.505	434.089	433.958	433.988
Metal molding and trim and store fronts.		332321-B	06/83	1,067.319	1,067.319	1,067.319	1,067.319	1,067.319
Metal windows (except storm sash).		332321-D	06/83	405.885	405.877	406.804	407.040	407.030
Metal doors (except storm doors).		332321-1	06/83	419.641	421.455	423.508	423.258	423.305
Metal window and door screens (except combination screens) and metal weather strip.		332321-9	06/83	345.239	345.239	345.239	345.239	345.239
Secondary products and miscellaneous receipts.		332321-SM						
Secondary products.		332321-S	06/83	342.761	342.761	343.967	344.439	344.439
Sheet metal work mfg.	332322		12/82	303.938	304.068	303.291	303.090	302.493
Primary products.		332322-P	12/82	300.494	300.633	299.905	299.669	299.012
Sheet metal electronic enclosures.		332322-C	06/11	150.110	150.107	149.932	149.838	149.811
Steel sheet metal computer & peripheral equipment enclosures.		332322-C1	06/11	136.859	136.859	136.692	136.525	136.494
Aluminum sheet metal computer & peripheral equipment enclosures.		332322-C2	06/11	179.354	179.354	179.349	179.337	179.333
Other sheet metal electronic enclosures (excluding computers).		332322-C3	06/11	139.770	139.763	139.554	139.526	139.501
Other sheet metal work.		332322-G	12/03	172.701	172.762	172.590	172.515	171.602
Aluminum and other sheet metal work.		332322-G3	06/11	128.395	128.481	128.239	128.134	126.850
Sheet metal air-conditioning ducts and stove pipe.		332322-1	12/03	289.928	289.928	289.928	290.877	290.877
Sheet metal roofing and roof drainage equipment.		332322-7	12/03	245.040	245.040	—	—	—
Secondary products and miscellaneous receipts.		332322-SM						
Secondary products.		332322-S	12/03	203.656	203.775	203.682	203.816	203.690
Ornamental and architectural metal work mfg.	332323		12/83	537.078	537.617	537.676	538.254	538.254
Primary products.		332323-P	12/83	582.751	583.303	583.481	584.063	584.063
Ornamental and architectural metal work.		332323-8	12/97	469.562	470.044	469.951	470.316	470.316
Iron, steel, and aluminum stairs, staircases, and fire escapes.		332323-81	12/83	—	—	—	—	—
Steel and aluminum fences, gates (not wire), and railings and window guards.		332323-82	12/97	313.986	314.164	313.930	314.087	314.087
Other architectural and ornamental work.		332323-9	12/97	312.470	312.470	312.799	312.799	312.799
Other aluminum and metal architectural and ornamental work.		332323-91	12/88	322.217	322.217	322.712	322.712	322.712
Other iron and steel architectural and ornamental work.		332323-92	12/97	—	—	—	—	—
Secondary products and miscellaneous receipts.		332323-SM						

See footnotes at end of table.

Table 11. Producer price indexes for net output of selected industries and their products, not seasonally adjusted — Continued
 [September 2024]

Title ¹	Industry code	Product code	Index base	Unadjusted index ²				
				May 2024	June 2024 ^P	July 2024 ^P	Aug. 2024 ^P	Sept. 2024 ^P
Ornamental and architectural metal work mfg - Continued								
Secondary products.....		332323-S	12/83	242.220	243.163	240.974	242.165	242.170
Boiler, tank & shipping container mfg.....	3324		12/03	232.793	233.413	236.387	236.873	237.072
Power boiler & heat exchanger mfg.....	33241		12/03	265.660	265.663	271.900	275.817	276.841
Power boiler and heat exchanger mfg.....	332410		12/03	265.837	265.840	272.077	275.995	277.018
Primary products.....		332410-P	12/03	266.458	266.458	273.083	277.225	278.334
Fabricated heat exchangers and steam condensers (excluding nuclear applications).....		332410-1	03/80	528.468	528.468	528.924	529.600	529.945
Secondary products and miscellaneous receipts.....		332410-SM						
Secondary products.....		332410-S	03/80	519.200	519.599	-	-	-
Metal tank (heavy gauge) mfg.....	33242		12/03	267.028	268.463	272.058	272.058	272.058
Metal tanks, heavy gauge, mfg.....	332420		12/03	266.885	268.320	271.912	271.912	271.912
Primary products.....		332420-P	12/03	263.515	265.110	269.104	269.104	269.104
Metal tanks, heavy gauge.....		332420-0	12/03	263.515	265.110	269.104	269.104	269.104
Secondary products and miscellaneous receipts.....		332420-SM						
Light gauge metal container mfg.....	33243		12/84	215.828	216.311	217.813	217.183	217.161
Metal can mfg.....	332431		06/81	212.853	213.067	214.927	214.901	214.875
Primary products.....		332431-P	06/81	211.540	211.685	213.549	213.549	213.549
Steel cans and tinware products.....		332431-1	06/81	330.748	331.306	331.306	331.306	-
Aluminum cans (including lids, ends, and parts shipped separately).....		332431-3	06/81	148.041	148.041	150.243	150.243	150.243
Secondary products and miscellaneous receipts.....		332431-SM						
Other metal container mfg.....	332439		12/03	270.820	272.662	272.662	268.905	268.905
Primary products.....		332439-P	12/03	282.090	283.544	283.544	279.534	279.534
Steel shipping barrels & drums, exc. beer barrels (more than 12-gallon capacity)...		332439-3	06/83	471.600	472.690	472.690	459.412	-
All other metal containers.....		332439-6	12/03	217.513	219.555	219.555	218.277	218.277
Secondary products and miscellaneous receipts.....		332439-SM						
Secondary products.....		332439-S	12/03	195.288	199.370	199.370	197.233	197.233
Hardware mfg.....	3325		12/03	201.228	201.251	201.297	201.502	201.508
Hardware mfg.....	33251		12/03	201.228	201.251	201.297	201.502	201.508
Hardware mfg.....	332510		06/85	269.908	269.938	270.000	270.274	270.282
Primary products.....		332510-P	06/85	256.937	256.954	256.947	257.212	257.336
All other miscellaneous hardware.....		332510-A	06/85	427.098	427.657	427.537	428.138	428.138
Furniture hardware (excluding cabinet hardware).....		332510-2	06/85	287.710	287.710	287.710	292.547	292.547
Builders' hardware, including fabricated metal safe and vault locks, & cabinet hardware.....		332510-4	06/85	295.851	295.819	295.818	295.781	295.865
Secondary products and miscellaneous receipts.....		332510-SM						
Miscellaneous receipts.....		332510-M	07/85	389.265	390.223	395.290	395.826	387.300
Secondary products.....		332510-S	06/85	366.296	366.296	366.296	366.296	366.296
Spring & wire product mfg.....	3326		12/03	286.142	291.646	291.688	291.177	285.114
Spring & wire product mfg.....	33261		12/03	286.142	291.646	291.688	291.177	285.114
Spring mfg.....	332613		12/11	237.425	237.440	237.576	237.398	228.018
Primary products.....		332613-P	12/11	253.445	253.453	253.605	253.407	242.890
Cold formed steel springs, except wire.....		332613-3	06/81	516.143	516.196	517.245	516.299	515.542
Precision mechanical wire springs.....		332613-5	12/82	286.623	286.623	286.622	286.258	286.480
Precision mechanical extension- and torsion-type wire springs.....		332613-51	06/01	219.700	219.700	219.700	218.961	218.961
Precision mechanical compression-type wire springs.....		332613-52	06/01	204.761	204.760	204.760	204.760	205.015
Secondary products and miscellaneous receipts.....		332613-SM						
Secondary products.....		332613-S	12/11	113.172	113.696	113.697	113.655	113.655
Other fabricated wire product mfg.....	332618		12/82	336.487	350.330	350.215	349.236	349.137
Primary products.....		332618-P	12/82	324.949	339.545	339.404	338.686	338.607
Other ferrous wire products, excluding springs, made from purchased wire.....		332618-B	12/82	367.718	367.718	367.818	367.818	367.818
Other fabricated wire products, made from purchased wire.....		332618-2	06/85	177.351	193.785	193.785	192.465	192.465
Ferrous wire cloth and other ferrous woven wire products, made from purchased wire.....		332618-3	12/82	194.507	194.507	194.507	194.507	194.507
Steel fencing and fence gates, made from purchased wire.....		332618-7	12/82	452.451	452.922	449.623	456.222	452.922
Secondary products and miscellaneous receipts.....		332618-SM						
Secondary products.....		332618-S	12/82	707.421	710.532	710.532	710.579	711.831
Mach shops, turn prod, screw, nut, bolt mfg.....	3327		12/03	174.036	175.105	175.489	176.350	176.327
Machine shops.....	33271		12/03	152.115	152.115	152.115	153.157	153.157
Machine shops.....	332710		06/84	202.351	202.351	202.351	203.736	203.736
Primary products.....		332710-P	06/84	200.937	200.937	200.937	202.449	202.449
Machine shop job work and job order repairs.....		332710-0	06/84	199.534	199.534	199.534	201.036	201.036
Secondary products and miscellaneous receipts.....		332710-SM						

See footnotes at end of table.

Table 11. Producer price indexes for net output of selected industries and their products, not seasonally adjusted — Continued
 [September 2024]

Title ¹	Industry code	Product code	Index base	Unadjusted index ²				
				May 2024	June 2024 ^P	July 2024 ^P	Aug. 2024 ^P	Sept. 2024 ^P
Turned product & screw, nut & bolt mfg.	33272		12/84	259.233	262.501	263.674	264.438	264.368
Precision turned product mfg.	332721		12/83	244.859	249.848	251.061	252.078	252.078
Primary products.		332721-P	12/83	231.487	236.810	238.103	239.189	239.189
Precision turned products, automotive.		332721-1	12/83	163.691	178.457	178.458	178.458	178.458
Precision turned products, except automotive.		332721-3	12/83	261.820	261.820	263.783	265.431	265.431
Secondary products and miscellaneous receipts.		332721-SM						
Bolt, nut, screw, rivet, and washer mfg.	332722		06/82	308.501	309.018	310.230	310.617	310.414
Primary products.		332722-P	06/82	317.724	318.284	319.629	320.102	319.829
Nonthreaded metal fasteners (except aircraft types).		332722-B	06/82	277.021	277.021	277.021	277.021	277.021
Aircraft fasteners, except plastics (including aerospace).		332722-1	06/82	720.602	720.602	720.602	720.602	720.602
Externally threaded metal fasteners (except aircraft types).		332722-3	06/82	248.317	249.354	251.844	252.297	251.622
Hex bolts, including heavy, tap-and-joint (excluding high-strength structural & aircraft types).		332722-3122	06/82	218.730	218.696	217.022	220.870	215.445
Other metal bolts, including square, round, plow, high-strength structural, & bent bolts.		332722-3133	12/99	285.753	289.462	300.932	300.932	300.932
Cap, set, machine, lag, flange, and self-locking screws (except aircraft types). ..		332722-3144	12/87	298.762	298.762	296.046	296.050	296.050
Other externally threaded metal fasteners, including studs (except aircraft types).		332722-3199	12/99	189.841	189.575	188.509	188.509	188.427
Internally threaded fasteners (except aircraft types).		332722-5	06/82	155.579	155.579	155.579	156.907	157.444
Secondary products and miscellaneous receipts.		332722-SM						
Miscellaneous receipts.		332722-M	06/82	262.201	262.201	260.633	257.827	260.633
Coating/engrave/heat treating & other activity.	3328		12/03	182.709	182.218	182.070	181.399	181.598
Coating/engrave/heat treating & other activity.	33281		12/84	251.383	250.707	250.504	249.580	249.854
Metal heat treating.	332811		06/85	285.989	283.734	281.703	281.703	281.703
Primary products.		332811-P	06/85	241.010	239.110	237.398	237.398	237.398
Heat treating of metal for the trade (pickling, annealing, etc.).		332811-0	06/85	241.010	239.110	237.398	237.398	237.398
Secondary products and miscellaneous receipts.		332811-SM						
Metal coating and nonprecious engraving.	332812		12/84	205.780	206.204	205.646	205.732	206.200
Primary products.		332812-P	12/84	213.766	214.246	213.614	213.712	214.241
Metal coating, engraving, and allied services.		332812-0	12/84	213.766	214.246	213.614	213.712	214.241
Secondary products and miscellaneous receipts.		332812-SM						
Electroplating, anodizing and coloring metal.	332813		12/84	263.904	262.250	264.581	260.688	260.688
Primary products.		332813-P	12/84	268.665	266.980	269.596	265.385	265.385
Electroplating, plating, polishing, anodizing and coloring metal.		332813-0	12/84	268.665	266.980	269.596	265.385	265.385
Secondary products and miscellaneous receipts.		332813-SM						
Other fabricated metal product mfg.	3329		12/03	217.410	217.916	217.450	219.158	219.371
Metal valve mfg.	33291		12/03	241.202	242.038	241.332	245.373	246.275
Industrial valve mfg.	332911		06/91	336.245	336.261	333.604	333.745	336.993
Primary products.		332911-P	06/91	347.821	347.821	344.878	344.878	348.476
Automatic regulating and control valves and parts (except nuclear), power operated.		332911-F	12/82	430.975	430.975	430.975	430.975	430.975
Industrial valves for water works and municipal equipment (IBBM, AWWA, and UL).		332911-N	06/91	389.737	389.737	375.199	375.199	381.903
Industrial ball valves (all metals, pressures, and types), incl. manual & power operated.		332911-Q	06/91	443.217	443.217	443.217	443.217	454.093
Industrial butterfly valves (all metals, pressures, and types), incl. manual & power operated.		332911-R	06/91	277.743	277.743	-	-	-
All other miscellaneous industrial valves.		332911-X	06/91	292.740	292.740	292.740	292.740	292.740
Gates, globes, angles and other industrial valves.		332911-1	06/91	379.515	379.515	379.515	379.515	384.089
Secondary products and miscellaneous receipts.		332911-SM						
Miscellaneous receipts.		332911-M	06/91	258.402	258.402	258.402	265.712	265.712
Secondary products.		332911-S	06/91	283.500	283.751	283.751	284.068	284.064
Fluid power valve and hose fitting mfg.	332912		06/91	322.472	322.434	322.435	337.652	337.812
Primary products.		332912-P	06/91	330.871	330.831	330.832	346.967	347.125
Nonaerospace type hydraulic and pneumatic assemblies of hose.		332912-N	12/98	153.995	153.620	153.620	153.620	154.197
Nonaerospace type flared (metal) fittings, couplings and assemblies.		332912-T	06/91	233.379	233.379	233.379	233.379	233.379
Nonaerospace type flareless fittings and couplings (incl. nonmetal fittings).		332912-U	06/91	227.641	227.641	227.641	227.641	227.641
Aerospace type hydraulic fluid power valves.		332912-1	06/91	187.935	187.935	187.935	187.935	187.935
Nonaerospace type hydraulic directional control valves.		332912-5	06/91	252.286	252.286	252.286	252.286	252.286
Nonaerospace type hydraulic valves, except directional control.		332912-7	12/98	275.282	275.282	275.282	275.282	275.282
Nonaerospace type pneumatic directional control valves.		332912-9	06/91	265.036	265.036	265.068	265.068	265.068
Secondary products and miscellaneous receipts.		332912-SM						
Plumbing fixture fitting and trim mfg.	332913		06/83	370.804	371.574	371.574	371.574	371.574
Primary products.		332913-P	06/83	368.680	369.477	369.477	369.477	369.477
Miscellaneous metal and nonmetal plumbing fixtures, fittings, and trim.		332913-6	06/83	400.474	402.457	402.457	402.457	402.457
Metal and nonmetal lavatory and sink fittings, excluding single control.		332913-7	06/98	196.895	196.895	196.895	196.895	196.895
Secondary products and miscellaneous receipts.		332913-SM						

See footnotes at end of table.

Table 11. Producer price indexes for net output of selected industries and their products, not seasonally adjusted — Continued
 [September 2024]

Title ¹	Industry code	Product code	Index base	Unadjusted index ²				
				May 2024	June 2024 ^P	July 2024 ^P	Aug. 2024 ^P	Sept. 2024 ^P
Other metal valve and pipe fitting mfg.....	332919		12/82	390.738	399.934	399.850	399.909	399.974
Primary products.....		332919-P	12/82	420.899	431.329	431.402	431.379	431.364
Metal fittings, flanges, and unions for pipe fittings.....		332919-4	12/82	510.171	524.534	524.635	524.603	524.583
Secondary products and miscellaneous receipts.....		332919-SM						
Secondary products.....		332919-S	12/82	246.642	246.642	244.533	245.531	246.503
All other fabricated metal product mfg.....	33299		12/03	200.477	200.693	200.348	200.288	199.974
Ball and roller bearing mfg.....	332991		06/83	359.627	359.716	360.063	360.063	359.827
Primary products.....		332991-P	06/83	345.658	345.807	346.130	346.129	345.910
Ball bearings, complete, unmounted.....		332991-1	06/83	292.200	292.218	292.218	292.218	292.218
Tapered roller bearings (including cups & cones), unmounted.....		332991-3	06/83	406.141	406.141	406.141	406.141	406.141
Other roller bearings, unmounted.....		332991-5	06/83	388.608	388.608	388.608	388.608	388.608
Mounted bearings (excluding plain).....		332991-7	06/83	484.008	484.458	496.748	496.748	488.389
Parts and components for ball and roller bearings (including balls and rollers) sold separately.....		332991-9	06/83	191.396	192.198	192.198	192.192	192.194
Secondary products and miscellaneous receipts.....		332991-SM						
Secondary products.....		332991-S	06/83	370.719	370.719	370.719	370.719	370.719
Small arms ammunition mfg.....	332992		06/85	314.313	314.276	321.106	321.991	321.991
Primary products.....		332992-P	06/85	349.291	349.244	357.919	359.044	359.044
Other ammunition products.....		332992-08	12/22	104.814	104.814	106.634	106.634	-
Secondary products and miscellaneous receipts.....		332992-SM						
Ammunition, except small arms, manufacturing.....	332993		12/85	302.038	302.038	302.038	299.710	299.710
Primary products.....		332993-P	12/85	249.340	249.340	249.340	247.418	247.418
Ammunition (excluding small arms), more than 30 mm (1.18 in.).....		332993-0	12/85	249.340	249.340	249.340	247.418	247.418
Fabricated pipe and pipe fitting mfg.....	332996		06/81	460.548	456.763	451.467	445.864	443.469
Primary products.....		332996-P	06/81	402.229	398.329	392.873	387.101	384.483
Fabricated pipe and pipe fittings made from purchased pipe.....		332996-0	12/02	265.999	263.420	259.812	255.995	254.264
Secondary products and miscellaneous receipts.....		332996-SM						
Miscellaneous fabricated metal product mfg.....	332999		12/03	188.271	189.500	188.511	189.550	189.281
Primary products.....		332999-P	12/03	182.883	184.407	183.180	184.191	183.876
All other miscellaneous fabricated metal products.....		332999-N	06/85	238.974	241.081	239.386	240.782	240.347
Secondary products and miscellaneous receipts.....		332999-SM						
Secondary products.....		332999-S	12/03	241.615	241.865	241.649	253.362	252.603
Small arms, ordnance, and ordnance accessories mfg.....	33299T		12/11	107.724	107.724	107.724	107.724	107.724
Primary products.....		33299T-P	12/11	107.909	107.909	107.909	107.909	107.909
Single barrel shotguns, other small firearms n.e.c., and parts & attachments for small arms.....		33299T-45	06/13	107.000	107.000	107.000	107.000	107.000
Secondary products and miscellaneous receipts.....		33299T-SM						
Machinery manufacturing.....	333		12/03	184.212	184.322	184.505	185.005	184.825
Agricultural, construction, and mining machinery mfg.....	3331		12/03	186.395	186.620	186.557	186.438	186.490
Agricultural implement manufacturing.....	33311		12/03	175.443	175.442	174.732	174.568	174.901
Farm machinery and equipment mfg.....	333111		12/82	291.216	291.213	289.851	289.528	290.157
Primary products.....		333111-P	12/82	291.538	291.484	290.091	289.561	290.158
Haying machinery and attachments.....		333111-A	12/82	335.507	335.507	335.507	335.507	337.911
Parts for farm machinery, for sale separately.....		333111-C	12/82	264.175	263.092	262.062	258.267	258.053
Farm plows, harrows, rollers, pulverizers, etc., and attachments.....		333111-E	12/02	287.051	287.051	287.051	287.988	287.988
All other farm machinery and equipment, excluding parts, including attachments.....		333111-G	12/82	368.287	368.287	368.540	369.275	369.334
Commercial turf and grounds care equipment, including parts and attachments.....		333111-J	12/82	262.015	262.015	262.015	262.015	263.581
Farm dairy equipment, sprayers and dusters, farm blowers, and attachments.....		333111-4	12/82	279.633	279.633	279.633	279.633	280.034
Planting, seeding, and fertilizing machinery and attachments.....		333111-7	12/82	291.955	291.955	281.159	278.405	278.405
Harvesting machinery (except hay and straw) and attachments.....		333111-9	12/82	329.246	329.625	329.625	329.625	331.036
Secondary products and miscellaneous receipts.....		333111-SM						
Miscellaneous receipts.....		333111-M	12/82	313.168	313.168	313.168	318.893	321.255
Secondary products.....		333111-S	12/82	284.003	284.003	284.003	283.532	283.314
Lawn and garden equipment mfg.....	333112		12/82	170.129	170.129	169.795	169.729	169.908
Primary products.....		333112-P	12/82	174.023	174.023	173.654	173.637	173.757
Consumer nonriding lawn, garden, and snow equipment.....		333112-1	12/82	156.677	156.677	155.949	155.949	156.198
Consumer riding lawn, garden, and snow equipment.....		333112-3	12/82	189.101	189.101	189.101	189.101	189.101
Parts and attachments for consumer lawn, garden, and snow equipment.....		333112-7	06/03	160.661	160.661	160.493	160.327	160.327
Secondary products and miscellaneous receipts.....		333112-SM						
Secondary products.....		333112-S	12/82	146.702	146.702	146.702	146.104	146.939
Construction machinery manufacturing.....	33312		12/03	194.378	194.516	194.914	194.782	194.548
Construction machinery mfg.....	333120		12/80	347.297	347.543	348.255	348.017	347.600
Primary products.....		333120-P	12/80	337.254	337.491	338.174	337.871	337.463
Power cranes, loaders, dozers, tractors, off-highway trucks, mixers, pavers, backhoes, etc.....		333120-1	12/03	193.341	193.341	194.016	193.856	193.639

See footnotes at end of table.

Table 11. Producer price indexes for net output of selected industries and their products, not seasonally adjusted — Continued
 [September 2024]

Title ¹	Industry code	Product code	Index base	Unadjusted index ²				
				May 2024	June 2024 ^P	July 2024 ^P	Aug. 2024 ^P	Sept. 2024 ^P
Construction machinery mfg - Continued								
Power cranes, draglines, & shovels (excavators) (incl. surface mining equip.) (excluding parts).....		333120-11	12/99	195.953	195.953	196.208	196.150	196.150
Mixers, pavers, and related equipment (excluding parts).....		333120-12	12/80	348.784	348.784	348.784	348.784	348.784
Tractor shovel loaders (skid steer, wheel, crawler, and integral design backhoes).....		333120-14	12/80	348.601	348.601	351.576	351.576	351.576
Construction wheel and crawler tractors, dozers, self-propelled log skidders, etc.....		333120-15	12/03	198.707	198.707	198.707	197.683	197.683
Graders, rollers and compactors, forklifts, scrapers, trenchers, etc. (excluding parts).....		333120-16	12/03	213.887	213.887	213.887	213.887	213.887
Construction machinery for mounting (excluding parts, winches, snow clearing attachments).....		333120-17	12/99	194.803	194.803	195.218	195.218	191.798
Other construction machinery and equipment (excluding parts).....		333120-8	12/03	191.440	192.756	192.756	192.756	192.756
Parts for construction machinery and equipment, sold separately.....		333120-9	12/99	217.736	216.920	215.537	214.902	214.051
Parts for cranes, draglines, and shovels (including surface mining equipment) (sold separately).....		333120-91	06/07	223.224	221.324	217.312	215.834	215.834
Parts for off-highway wheel tractors and shovel loaders (sold separately).....		333120-92	06/07	154.174	154.174	154.174	154.174	154.174
Parts for other construction machinery (sold separately).....		333120-93	06/07	160.907	160.907	161.422	161.422	160.136
Secondary products and miscellaneous receipts.....		333120-SM						
Miscellaneous receipts.....		333120-M	12/80	554.206	554.206	556.023	556.023	554.495
Mining and oil and gas field machinery mfg.....	33313		12/03	202.631	203.519	203.921	203.921	203.934
Mining machinery and equipment mfg.....	333131		06/81	436.828	439.149	441.800	441.800	441.888
Primary products.....		333131-P	06/81	466.489	469.098	472.610	472.610	472.610
Mining machinery and equipment (except parts sold separately).....		333131-2	09/19	151.551	152.636	153.525	153.525	153.525
Underground mining machinery (except parts sold separately).....		333131-21	06/81	579.175	579.175	579.175	-	-
Crushing, pulverizing & screening machinery (except parts sold separately).....		333131-25	06/81	492.393	492.393	492.393	492.393	492.393
Drills and other mining machinery (except parts sold separately).....		333131-27	06/81	498.825	509.332	513.095	-	-
Parts and attachments for mining machinery and equipment (sold separately).....		333131-9	06/81	362.202	362.202	367.077	367.077	367.077
Secondary products and miscellaneous receipts.....		333131-SM						
Miscellaneous receipts.....		333131-M	06/81	303.948	303.948	306.481	306.481	306.481
Oil and gas field machinery and equipment mfg.....	333132		12/80	322.099	323.364	323.364	323.364	323.364
Primary products.....		333132-P	12/80	317.050	318.346	318.346	318.346	318.346
Oil and gas field production machinery and equipment (except pumps).....		333132-A	12/80	282.558	285.412	285.412	285.412	285.412
Oil and gas field production machinery and equipment (except pumps and parts sold separately).....		333132-A1	12/10	147.814	148.512	148.512	148.512	148.512
Rotary oil and gas field drilling machinery and equipment.....		333132-1	12/86	328.265	328.265	328.265	328.265	328.265
Secondary products and miscellaneous receipts.....		333132-SM						
Industrial machinery manufacturing.....	3332		12/84	251.317	251.947	252.031	252.473	252.773
Other industrial machinery manufacturing.....	33324		12/84	247.859	248.481	248.563	249.000	249.295
Food product machinery mfg.....	333241		12/83	369.462	369.860	369.899	370.001	370.163
Primary products.....		333241-P	12/83	384.675	385.075	385.117	385.203	385.391
Dairy and milk products plant machinery and equipment.....		333241-1	12/83	353.991	356.007	356.007	-	-
Commercial food products machinery (except packaging and cooking equipment).....		333241-3	12/83	350.020	350.036	350.045	350.145	350.273
Industrial food products machinery for processing foods, beverages, & animal & fowl feed.....		333241-5	12/83	385.264	385.693	385.788	385.866	386.165
Other industrial food and feed machinery.....		333241-51	12/12	150.677	151.045	151.145	151.145	151.145
Machinery for sorting, grading, and cleaning fruits, vegetables, eggs, and for processing meat.....		333241-52	12/12	160.310	160.369	160.369	160.367	160.367
Parts and attachments for industrial food and feed products machinery.....		333241-53	12/12	146.993	146.993	146.993	147.345	148.663
Secondary products and miscellaneous receipts.....		333241-SM						
Miscellaneous receipts.....		333241-M	12/83	233.461	233.461	233.461	235.164	235.178
Secondary products.....		333241-S	12/83	351.227	352.875	352.903	349.741	349.495
Semiconductor machinery mfg.....	333242		12/03	102.891	105.276	105.378	106.842	106.842
Primary products.....		333242-P	12/03	101.153	103.538	103.601	105.065	105.066
Semiconductor machinery and parts.....		333242-0	06/87	130.146	133.214	133.296	135.180	135.181
Secondary products and miscellaneous receipts.....		333242-SM						
Miscellaneous receipts.....		333242-M	12/03	112.696	112.696	115.434	115.434	115.434
Sawmill, woodworking and paper machinery mfg.....	333243		12/11	151.733	151.731	151.731	151.734	151.817
Primary products.....		333243-P	12/11	151.138	151.134	151.134	151.134	151.219
Sawmill and woodworking machinery.....		333243-A	12/80	363.731	363.707	363.707	363.707	363.707
Sawmill and woodworking machinery, excluding parts & attachments.....		333243-A3	06/12	185.443	185.429	185.429	185.429	185.429
Parts, attachments & accessories for sawmill & woodworking machinery.....		333243-A4	06/12	165.782	165.782	165.782	165.782	165.782
Paper industry machinery.....		333243-B	06/82	291.462	291.462	291.462	291.462	291.733
Paper industry machinery, excluding parts & attachments.....		333243-B1	12/03	152.373	152.373	152.373	152.373	152.579
Parts and attachments for paper industry machinery.....		333243-B2	06/82	291.696	291.696	291.696	291.696	291.696
Secondary and miscellaneous receipts.....		333243-SM						
Miscellaneous receipts.....		333243-M	12/11	154.477	154.530	154.535	154.626	154.629

See footnotes at end of table.

Table 11. Producer price indexes for net output of selected industries and their products, not seasonally adjusted — Continued
[September 2024]

Title ¹	Industry code	Product code	Index base	Unadjusted index ²				
				May 2024	June 2024 ^P	July 2024 ^P	Aug. 2024 ^P	Sept. 2024 ^P
All other industrial machinery mfg.	333248		12/11	177.016	176.268	176.305	175.932	176.273
Primary products.		333248-P	12/11	183.346	182.526	182.565	182.162	182.517
Printing machinery and equipment mfg.		333248-4	12/82	184.956	184.823	185.320	185.392	187.607
All other miscellaneous printing trades machinery, including parts.		333248-4A	12/88	140.474	140.326	140.876	140.956	143.405
Other printing machinery and equipment, including pre-press preparation and typesetting.		333248-4A7	06/01	98.901	98.693	99.470	99.584	102.194
Parts, attachments, and accessories for printing trades machinery.		333248-4A8	06/01	137.586	137.586	137.586	137.586	138.763
Other industrial machinery.		333248-9	12/11	184.016	183.133	183.133	182.687	182.884
Plastics-working machinery and equipment and parts, excluding patterns and molds.		333248-91	12/81	257.428	257.428	257.428	257.428	257.428
Plastics-working machinery and equipment, excluding patterns, molds, and parts sold separately.		333248-919	12/08	133.780	133.780	133.780	133.780	133.780
Textile machinery (except parts, attachments, and accessories).		333248-95	12/80	212.183	212.183	212.183	212.183	212.183
Parts and attachments for textile machinery.		333248-97	12/80	237.995	237.995	237.995	237.995	237.995
All other industrial machinery.		333248-98	12/03	253.803	252.189	252.189	251.373	251.727
Secondary products and miscellaneous receipts.		333248-SM						
Commercial and service industry machinery manufacturing.	3333		12/03	155.008	155.034	155.119	155.083	155.162
Commercial and service industry machinery manufacturing.	33331		12/03	154.992	155.018	155.102	155.067	155.146
Commercial and service industry machinery mfg.	333310		12/11	142.191	142.216	142.293	142.261	142.333
Primary products.		333310-P	12/11	142.209	142.199	142.271	142.223	142.296
Optical instruments and lenses (incl. parts).		333310-4	06/91	130.939	130.881	131.126	131.126	131.268
Sighting, tracking, and fire-control equipment, optical type.		333310-41	12/85	141.027	141.027	141.638	141.638	141.638
All other miscellaneous optical instruments and lenses (incl. binoculars and astronomical).		333310-43	12/98	123.532	123.459	123.587	123.587	123.766
Commercial cooking and food warming equipment (incl. parts).		333310-5	06/82	438.896	438.896	439.337	438.090	437.562
Other commercial and service industry machinery.		333310-9	05/23	101.638	101.638	101.638	101.687	101.796
Commercial laundry and drycleaning machinery (incl. parts).		333310-93	12/82	350.256	350.256	350.256	350.256	350.256
Commercial and industrial floor and carpet cleaning machines, ex. vacuum cleaners.		333310-95	09/16	148.389	148.389	148.389	148.389	148.389
Electronic teaching machines, teaching aids, etc., (incl. kits).		333310-97	09/16	104.281	104.281	104.281	—	—
All other parts and attachments for service industry equipment.		333310-98	06/07	156.794	156.794	156.794	156.794	156.794
Other service industry equipment.		333310-99	09/16	135.042	135.042	135.042	135.140	135.359
Secondary products and miscellaneous receipts.		333310-SM						
Miscellaneous receipts.		333310-M	12/22	103.737	103.737	103.754	104.140	104.150
Secondary products.		333310-S	12/22	103.218	105.677	106.182	106.182	106.253
HVAC and commercial refrigeration equipment.	3334		12/03	223.099	222.541	222.571	225.611	223.596
HVAC and commercial refrigeration equipment.	33341		12/03	223.099	222.541	222.571	225.611	223.596
Fan, blower, air purification equipment mfg.	333413		12/11	153.720	153.091	153.103	153.120	153.113
Primary products.		333413-P	12/11	151.311	151.255	151.257	151.264	151.255
Air purification equipment.		333413-1	12/03	167.384	167.271	167.271	167.271	167.253
Dust collection and other air purification equipment for industrial gas cleaning systems.		333413-11	12/83	225.447	225.447	225.447	225.447	225.447
Dust collection and other air purification equipment for cleaning incoming air.		333413-13	12/83	257.247	256.987	256.987	256.987	256.945
Air filters for air-conditioners and furnaces, etc. of 2400 CFM or less, except parts.		333413-131	06/09	168.808	168.808	168.808	168.808	168.808
Other dust collection and air purification equipment, except parts.		333413-132	06/09	148.439	148.439	148.439	148.439	148.439
Parts for dust collection and air purification equipment.		333413-133	06/09	142.680	142.040	142.040	142.040	141.939
Industrial and commercial fans and blowers.		333413-2	12/03	238.917	238.917	238.926	238.950	238.950
Centrifugal blower filter units, and classes I-IV centrifugal fans, except parts.		333413-22	06/09	194.218	194.218	194.218	194.218	194.218
Other centrifugal fans and blowers, except parts.		333413-23	06/09	192.068	192.068	192.068	192.068	192.068
Parts and accessories for fans and blowers.		333413-29	06/09	189.578	189.578	189.669	189.904	189.904
Secondary products and miscellaneous receipts.		333413-SM						
Secondary products.		333413-S	12/11	141.590	141.590	141.590	141.590	141.590
Heating equipment (except warm air furnaces) mfg.	333414		06/80	459.635	460.489	460.761	461.944	462.383
Primary products.		333414-P	06/80	441.878	442.729	442.997	444.012	444.459
Other heating equipment, except electric (incl. parts for nonelectric equipment & oil burners).		333414-D	06/99	236.190	236.934	237.096	236.872	237.387
Cast iron heating boilers, radiators, and convectors (except parts).		333414-1	06/99	—	304.178	304.699	309.657	309.657
Domestic heating stoves (except electric and parts).		333414-3	06/80	322.861	322.861	322.861	322.861	322.861
Floor and wall furnaces, unit heaters, infrared heaters, and mechanical stokers.		333414-7	06/99	206.581	206.997	206.997	206.997	206.997
Secondary products and miscellaneous receipts.		333414-SM						
Miscellaneous receipts.		333414-M	06/99	—	209.730	209.730	209.730	209.730
Secondary products.		333414-S	06/80	453.598	454.051	454.051	468.291	468.411
Air-conditioning, refrigeration, and forced air heating equipment mfg.	333415		12/82	299.410	298.582	298.608	303.752	300.241
Primary products.		333415-P	12/82	302.319	301.529	301.562	306.464	303.118
Warm air furnaces, including duct furnaces and humidifiers, and electric comfort heating.		333415-C	12/89	229.330	227.897	226.991	236.172	238.402
Parts and accessories for air conditioning and heat transfer equipment.		333415-D	12/89	270.233	270.233	270.488	270.488	270.481
Unitary air-conditioners, except air source heat pumps.		333415-E	12/82	273.163	271.645	272.524	284.005	274.385

See footnotes at end of table.

Table 11. Producer price indexes for net output of selected industries and their products, not seasonally adjusted — Continued
 [September 2024]

Title ¹	Industry code	Product code	Index base	Unadjusted index ²				
				May 2024	June 2024 ^P	July 2024 ^P	Aug. 2024 ^P	Sept. 2024 ^P
Air-conditioning, refrigeration, and forced air heating equipment mfg - Continued								
Heat pumps.....		333415-H	12/09	151.276	147.064	143.152	146.965	145.282
Heat transfer equipment (except elec dehumidifiers), mechanically refrigerated, self-contained.....		333415-2	12/03	254.365	254.785	254.097	256.195	252.872
Commercial refrigerators and related equipment.....		333415-3	12/82	404.848	404.848	406.455	406.702	406.702
Refrigeration condensing units, all refrigerants, except ammonia (complete).....		333415-5	12/82	386.456	386.456	386.456	386.456	386.456
All other miscellaneous refrigeration and air-conditioning equipment.....		333415-9	12/89	292.332	292.332	292.676	292.676	292.676
Secondary products and miscellaneous receipts.....		333415-SM						
Miscellaneous receipts.....		333415-M	12/82	261.877	261.859	262.125	262.125	262.104
Metalworking machinery manufacturing.....	3335		12/03	152.513	152.748	153.096	153.138	153.139
Metalworking machinery manufacturing.....	33351		12/03	152.498	152.733	153.081	153.123	153.124
Industrial mold mfg.....	333511		12/03	133.275	133.353	133.365	133.472	133.475
Primary products.....		333511-P	12/03	133.898	133.922	133.925	133.925	133.925
Industrial molds and mold boxes.....		333511-0	06/81	164.733	164.763	164.767	164.767	164.767
Industrial injection-type molds made of metal for plastics.....		333511-05	12/09	116.669	—	—	—	—
Other industrial molds and mold boxes.....		333511-06	12/09	136.135	136.171	136.176	136.176	136.176
Secondary products and miscellaneous receipts.....		333511-SM						
Special tool, die, jig, and fixture mfg.....	333514		12/03	141.792	142.123	143.221	143.221	143.221
Primary products.....		333514-P	06/81	230.541	230.541	232.267	232.267	232.267
Special dies, tools, jigs, and fixtures.....		333514-0	06/81	230.541	230.541	232.267	232.267	232.267
Jigs and fixtures, including parts.....		333514-0A	06/81	350.718	350.718	351.408	351.408	351.408
Metalworking die and die sets.....		333514-0B	12/02	127.796	127.796	130.159	130.159	130.159
Standard punches, industrial prototypes, die parts & other special tooling for dies.....		333514-0C	06/94	167.971	167.971	168.946	168.946	168.946
Secondary products and miscellaneous receipts.....		333514-SM						
Miscellaneous receipts.....		333514-M	12/03	118.141	118.141	118.141	118.141	—
Secondary products.....		333514-S	12/03	159.571	163.415	166.145	166.145	166.145
Cutting tool and machine tool accessory mfg.....	333515		06/83	241.098	241.360	241.327	241.364	241.370
Primary products.....		333515-P	06/83	225.980	226.195	226.154	226.191	226.198
Cutting tools for machine tools and metalworking machinery.....		333515-4	06/83	213.543	213.745	213.700	213.740	213.748
Other cutting tools for machine tools, excluding tips and blanks.....		333515-41	12/00	158.111	158.306	158.306	158.306	158.306
End mills and milling cutters.....		333515-44	06/83	233.828	234.005	233.595	233.252	233.222
Threading tools, including blanks, tips and inserts.....		333515-45	06/07	127.897	127.897	127.897	127.897	128.008
Carbon and high-speed steel shank, solid, tipped carbide twist drills for machine tools.....		333515-48	12/11	130.826	130.856	130.856	130.856	130.856
Taps, carbide indexable, and throwaway inserts for machine tools.....		333515-49	12/11	139.342	139.342	139.342	140.242	140.242
Other attachments and accessories for machine tools and metalworking machinery.....		333515-5	06/83	270.405	270.666	270.666	270.666	270.666
Secondary products and miscellaneous receipts.....		333515-SM						
Secondary products.....		333515-S	06/83	249.985	251.502	251.502	251.502	251.502
Machine tool mfg.....	333517		12/11	135.089	135.113	135.113	135.380	135.381
Primary products.....		333517-P	12/11	131.119	131.134	131.134	131.429	131.429
Metal cutting machine tools.....		333517-2	06/83	223.635	223.666	223.666	223.666	223.666
Parts for metal cutting machine tools (sold separately) & rebuilt machine tools.....		333517-26	06/83	208.845	208.845	208.845	208.845	208.845
Metal machining centers (multifunction numerically controlled machines).....		333517-27	06/83	201.222	201.222	201.222	201.222	201.222
Other metal cutting machine tools.....		333517-2B	12/09	126.379	126.379	126.379	126.379	126.379
Metal forming machine tools.....		333517-3	06/81	324.131	324.131	324.131	327.816	327.816
Metal punching and shearing (power & manual), and bending and forming machines (power only).....		333517-31	06/81	232.242	232.242	232.242	232.242	232.242
Parts for metal forming machine tools (sold separately) and rebuilt metal forming machine tools.....		333517-37	06/81	297.157	297.157	297.157	308.554	308.554
Secondary products and miscellaneous receipts.....		333517-SM						
Miscellaneous receipts.....		333517-M	12/11	146.761	146.976	146.976	146.976	146.976
Secondary products.....		333517-S	12/11	188.204	188.126	188.126	188.157	188.182
Rolling mill and other metalworking machinery mfg.....	333519		12/11	144.431	145.058	145.030	144.559	144.559
Primary products.....		333519-P	12/11	147.884	148.442	148.410	147.879	147.879
Rolling mill and other metalworking machinery, including assembly machines.....		333519-0	12/11	147.884	148.442	148.410	147.879	147.879
Secondary products and miscellaneous receipts.....		333519-SM						
Miscellaneous receipts.....		333519-M	12/11	135.020	136.672	136.672	136.672	136.672
Turbine and power transmission equipment mfg.....	3336		12/84	230.950	231.329	232.018	232.473	231.979
Turbine and power transmission equipment mfg.....	33361		12/84	230.944	231.323	232.013	232.468	231.974
Turbine and turbine generator set units mfg.....	333611		06/82	265.276	266.239	267.549	269.091	267.016
Primary products.....		333611-P	06/82	265.415	266.307	267.520	268.948	267.026
Turbines and turbine generator sets.....		333611-0	06/11	123.367	123.782	124.345	125.009	124.116
Steam, gas, and other turbines and turbine generators.....		333611-05	12/03	156.806	157.348	158.442	159.318	159.412
Parts & accessories for turbines, turbine generators, and turbine generator sets.....		333611-07	12/03	145.221	145.221	145.221	145.221	145.221

See footnotes at end of table.

Table 11. Producer price indexes for net output of selected industries and their products, not seasonally adjusted — Continued
 [September 2024]

Title ¹	Industry code	Product code	Index base	Unadjusted index ²				
				May 2024	June 2024 ^P	July 2024 ^P	Aug. 2024 ^P	Sept. 2024 ^P
Speed changer, drive, and gear mfg.	333612		12/83	384.793	387.623	391.387	391.196	391.196
Primary products.		333612-P	12/83	356.367	359.182	362.648	362.458	362.458
Gears, pinions, racks, and worms, sold separately.		333612-3	12/83	262.738	262.738	266.549	266.549	—
Speed changers, industrial high speed drives, and parts other than loose gearing.		333612-7	12/03	219.529	222.815	224.010	223.789	223.789
Secondary products and miscellaneous receipts.		333612-SM						
Secondary products.		333612-S	12/83	—	—	668.966	668.966	668.966
Mechanical power transmission equipment mfg.	333613		12/84	375.391	375.657	377.584	378.448	378.448
Primary products.		333613-P	12/84	358.032	358.273	360.041	360.914	360.915
Mechanical power transmission equipment, except speed changers, drives, & gears.		333613-3	12/84	392.361	392.681	395.025	396.184	396.185
Secondary products and miscellaneous receipts.		333613-SM						
Other engine equipment mfg.	333618		12/82	197.834	197.834	197.957	198.022	198.022
Primary products.		333618-P	12/82	199.169	199.169	199.281	199.343	199.343
Parts & accessories for internal combustion engines, ex. aircraft & gasoline automotive engines.		333618-F	12/82	252.545	252.545	252.590	252.590	252.590
Diesel, semidiesel, and dual-fuel engines (except automotive).		333618-3	12/82	232.613	232.613	232.613	232.613	232.613
Diesel, semidiesel, and dual-fuel engines for automobiles, trucks, and buses.		333618-5	12/82	172.052	172.052	172.052	172.052	172.052
Secondary products and miscellaneous receipts.		333618-SM						
Other general purpose machinery manufacturing.	3339		12/03	208.530	208.596	208.950	209.423	209.605
Pump and compressor manufacturing.	33391		12/03	221.456	221.381	222.582	223.277	223.399
Air and gas compressor mfg.	333912		06/84	349.764	349.420	349.609	349.610	350.095
Primary products.		333912-P	06/84	359.610	359.085	359.279	359.279	359.812
Air and gas compressors and vacuum pumps.		333912-1	06/84	371.919	371.919	372.186	372.186	372.919
Parts & attachments for air & gas compressors, ex. refrigeration, ice making, & a/c.		333912-6	06/84	419.017	414.169	414.169	414.169	414.169
Secondary products and miscellaneous receipts.		333912-SM						
Miscellaneous receipts.		333912-M	11/86	263.765	263.765	263.765	263.765	263.765
Measuring, dispensing, and other pumping equipment mfg.	333914		12/83	371.748	371.760	374.843	376.695	376.717
Primary products.		333914-P	12/83	373.576	373.576	376.868	378.885	378.885
Pumps and pumping equipment, excluding measuring and dispensing pumps.		333914-1	12/09	160.673	160.673	162.089	162.956	162.956
Pumps and pumping equipment, complete, excluding measuring and dispensing pumps.		333914-11	12/09	162.680	162.680	164.340	165.357	165.357
Domestic water systems.		333914-111	12/83	320.463	320.463	320.463	320.463	320.463
Oil-well and oil-field pumps, except boiler feed.		333914-113	12/09	122.961	122.961	122.961	122.961	122.961
Industrial pumps, excluding hydraulic fluid power pumps, automatic circulating pumps, etc.		333914-114	12/83	393.633	393.633	399.049	400.051	400.051
Other pumps, except automotive circulating pumps, and measuring and dispensing pumps.		333914-115	12/01	236.096	236.096	236.096	240.713	240.713
Parts and attachments for pumps and pumping equipment, excluding measuring and dispensing.		333914-15	12/83	438.194	438.194	438.194	438.194	438.194
Secondary products and miscellaneous receipts.		333914-SM						
Miscellaneous receipts.		333914-M	12/17	126.889	127.103	127.103	127.103	127.126
Secondary products.		333914-S	12/17	155.913	155.894	156.352	156.366	156.515
Material handling equipment manufacturing.	33392		12/03	218.659	218.803	218.890	218.978	219.372
Elevator and moving stairway mfg.	333921		06/81	246.642	246.567	246.567	246.496	249.488
Primary products.		333921-P	06/81	235.470	235.390	235.390	235.316	238.450
Elevators and moving stairways.		333921-1	06/81	229.722	229.722	229.722	229.722	233.343
Parts and attachments for elevators and moving stairways (sold separately).		333921-3	06/81	285.126	284.456	284.456	283.830	283.456
Secondary products and miscellaneous receipts.		333921-SM						
Conveyor and conveying equipment mfg.	333922		06/84	318.266	319.057	319.374	319.793	320.081
Primary products.		333922-P	06/84	304.839	305.615	305.899	306.058	305.977
Unit handling conveyors and conveying systems.		333922-1	06/84	249.069	249.866	250.036	250.036	249.798
Unit handling gravity and trolley conveyors and conveying systems.		333922-12	06/09	146.844	147.587	147.587	147.587	147.573
Unit handling tow, belt, roller, pneumatic, portable, carousel, and other nonbelt conveyors.		333922-14	06/09	146.750	146.750	147.022	147.022	146.666
Parts and accessories for unit handling conveyors and conveying systems, sold separately.		333922-7	06/84	281.925	281.925	281.925	281.925	282.103
Bulk material handling conveyors and conveying systems.		333922-8	06/84	342.924	342.924	343.527	344.048	344.200
Parts and accessories for bulk material handling conveyors and conveying systems.		333922-9	06/84	502.021	506.452	506.452	506.452	506.452
Secondary products and miscellaneous receipts.		333922-SM						
Miscellaneous receipts.		333922-M	06/84	470.672	470.672	472.574	491.546	519.006
Secondary products.		333922-S	06/84	378.995	378.995	378.995	378.995	378.995
Overhead cranes, hoists and monorail systems mfg.	333923		12/03	227.936	227.936	228.088	228.088	228.164
Primary products.		333923-P	12/03	229.809	229.809	229.856	229.856	229.936
Hoists and parts and attachments for hoists (sold separately).		333923-1	12/84	337.996	337.996	338.336	338.336	338.915
Overhead traveling cranes and monorail systems, including parts and attachments sold separately.		333923-3	12/84	345.616	345.616	345.616	345.616	345.616

See footnotes at end of table.

Table 11. Producer price indexes for net output of selected industries and their products, not seasonally adjusted — Continued
 [September 2024]

Title ¹	Industry code	Product code	Index base	Unadjusted index ²				
				May 2024	June 2024 ^P	July 2024 ^P	Aug. 2024 ^P	Sept. 2024 ^P
Overhead cranes, hoists and monorail systems mfg - Continued								
Winches, aerial work platforms, and automotive wrecker hoists, including parts and attachments.....		333923-7	12/03	232.440	232.440	232.440	232.440	232.440
Secondary products and miscellaneous receipts.....		333923-SM						
Secondary products.....		333923-S	12/03	204.506	204.506	204.506	204.506	204.506
Industrial truck, trailer, and stacker mfg.....	333924		12/79	335.224	335.065	334.966	334.967	334.969
Primary products.....		333924-P	12/79	339.023	338.860	338.759	338.759	338.759
Industrial trucks, tractors, mobile straddle carriers & cranes, & automatic stacking machines.....		333924-2	12/79	305.028	304.841	304.725	304.725	304.725
Work trucks with lifting & handling equipment, operator riding, electric, self-propelled.....		333924-21	06/02	237.861	237.861	237.382	237.382	237.382
Work trucks, not fitted with lifting and handling equipment.....		333924-25	06/02	213.780	213.582	213.599	213.599	213.599
Bulk powered material moving equipment, dock boards and metal pallets and skids.....		333924-26	06/02	203.365	203.365	203.365	203.365	203.365
Other work trucks with lifting & handling equipment, non-riding electric or any non-electric.....		333924-27	06/02	190.523	190.335	190.335	190.335	190.335
Parts and attachments for industrial trucks and tractors (sold separately).....		333924-3	12/86	364.292	364.292	364.292	364.292	364.292
Secondary products and miscellaneous receipts.....		333924-SM						
Secondary products.....		333924-S	12/79	501.273	501.273	501.273	501.925	503.038
All other general purpose machinery mfg.....	33399		12/03	193.019	193.112	193.167	193.777	193.849
Power-driven handtool mfg.....	333991		12/80	279.439	279.500	279.652	279.652	279.652
Primary products.....		333991-P	12/80	271.478	271.479	271.630	271.630	271.630
Power-driven handtools, pneumatic, hydraulic, and powder-actuated.....		333991-6	12/80	379.683	379.687	380.059	380.059	380.059
Power-driven handtools, electric (except battery powered), including parts.....		333991-9	12/04	154.638	154.638	154.638	154.638	154.638
Secondary products and miscellaneous receipts.....		333991-SM						
Welding and soldering equipment mfg.....	333992		12/84	372.792	374.076	374.076	374.272	374.400
Primary products.....		333992-P	12/84	389.809	391.172	391.172	391.379	391.504
Other welding equipment, components, and accessories (excluding arc, resistance, and gas).....		333992-A	06/90	185.637	185.637	185.637	186.891	187.307
Arc welding machines, components, and accessories, excluding electrodes and stud welding equip.....		333992-1	12/84	428.266	428.266	428.266	428.266	428.342
Resistance welders, components, accessories, and electrodes.....		333992-7	12/84	285.509	294.784	294.784	294.784	294.784
Gas welding and cutting equipment, parts, attachments, and accessories.....		333992-9	06/83	273.874	273.874	273.874	273.874	274.019
Secondary products and miscellaneous receipts.....		333992-SM						
Miscellaneous receipts.....		333992-M	12/84	255.254	255.254	255.254	255.254	257.525
Packaging machinery mfg.....	333993		12/88	288.911	288.911	288.911	293.453	294.105
Primary products.....		333993-P	12/88	296.175	296.175	296.175	301.156	301.746
Packing, packaging, and bottling machinery, excluding parts.....		333993-1	12/88	282.165	282.165	282.165	286.620	287.369
Parts for packing, packaging, and bottling machinery.....		333993-5	12/88	358.985	358.985	358.985	366.131	366.131
Secondary products and miscellaneous receipts.....		333993-SM						
Industrial process furnace and oven mfg.....	333994		06/81	312.669	312.813	312.813	314.147	314.404
Primary products.....		333994-P	06/81	310.287	310.404	310.404	311.680	311.892
Industrial process furnaces & ovens, & industrial electrical heating equipment.....		333994-0	12/04	181.718	181.786	181.786	182.534	182.658
Industrial process furnaces & ovens, & industrial electrical heating equipment, except parts.....		333994-0A	06/11	150.134	150.210	150.210	150.861	151.000
Parts and attachments for industrial process furnaces and ovens.....		333994-0B	06/11	158.040	158.040	158.040	158.589	158.589
Secondary products and miscellaneous receipts.....		333994-SM						
Miscellaneous receipts.....		333994-M	12/86	211.168	211.429	211.429	212.638	212.995
Fluid power cylinder and actuator mfg.....	333995		06/90	284.802	284.806	284.784	287.083	287.083
Primary products.....		333995-P	06/90	288.034	288.034	288.011	291.010	291.010
Nonaerospace-type hydraulic & all aerospace fluid power cylinders & actuators, linear & rotary.....		333995-2	06/90	277.914	277.914	277.869	278.395	278.395
Parts for hydraulic & pneumatic fluid power cylinders & actuators, incl accumulators & cushions.....		333995-8	06/90	336.935	336.935	336.935	348.665	348.665
Secondary products and miscellaneous receipts.....		333995-SM						
Secondary products.....		333995-S	06/90	238.662	238.750	238.752	238.752	-
Fluid power pump and motor mfg.....	333996		06/90	237.845	238.337	238.353	238.353	238.353
Primary products.....		333996-P	06/90	243.321	243.878	243.897	243.897	243.897
Fluid power pumps and motors, including parts.....		333996-0	06/90	243.321	243.878	243.897	243.897	243.897
Secondary products and miscellaneous receipts.....		333996-SM						
Secondary products.....		333996-S2	05/24	100.000	-	-	100.000	100.000
All other miscellaneous general purpose machinery mfg.....	333998		12/84	296.865	296.732	296.932	296.490	296.469
Primary products.....		333998-P	12/84	290.453	290.240	290.447	289.975	289.952
Scale and balance mfg.....		333998-7	12/80	252.199	252.199	252.443	252.443	252.443
Retail, commercial, household, and mailing scales and balances.....		333998-74	12/91	202.387	202.387	203.051	203.051	203.051
Parts, attachments, and accessories for scales and balances.....		333998-76	12/91	276.868	276.868	277.959	277.959	277.959
Vehicle and industrial scales.....		333998-77	12/91	207.300	207.300	207.343	207.343	207.343
Motor truck and railroad track scales.....		333998-771	12/10	155.061	155.061	155.061	155.061	155.061

See footnotes at end of table.

Table 11. Producer price indexes for net output of selected industries and their products, not seasonally adjusted — Continued
 [September 2024]

Title ¹	Industry code	Product code	Index base	Unadjusted index ²				
				May 2024	June 2024 ^P	July 2024 ^P	Aug. 2024 ^P	Sept. 2024 ^P
All other miscellaneous general purpose machinery mfg - Continued								
Industrial scales (including automatic checkweigher and bulkweigher scales).....		333998-772	12/10	177.598	177.598	177.756	177.756	177.756
Miscellaneous non-vehicle scales (crane, susp, tank, hopper, meas. devices, lab, bulk conveyor).....		333998-773	12/10	151.583	151.583	151.583	151.583	151.583
All other miscellaneous general purpose machinery mfg.....		333998-9	12/84	291.064	290.837	291.041	290.538	290.513
Filters and strainers, except fluid power.....		333998-91	12/88	288.659	289.309	288.597	288.610	289.852
Industrial filters and strainers and reusable media, except fluid power.....		333998-911	06/07	174.573	175.044	174.510	174.486	175.382
Nonreusable media for filters and strainers, except fluid power.....		333998-912	12/88	298.500	298.500	298.500	298.547	298.547
Parts and accessories for filters and strainers, except fluid power.....		333998-913	12/88	384.258	384.848	384.545	385.168	386.358
All other miscellaneous general industrial machinery.....		333998-97	06/07	156.909	156.634	156.900	156.503	156.299
Secondary products and miscellaneous receipts.....		333998-SM						
Miscellaneous receipts.....		333998-M	12/22	108.320	109.090	109.090	109.090	109.090
Secondary products.....		333998-S	12/22	104.126	104.139	104.147	104.734	104.744
Computer & electronic product mfg.....	334		12/03	101.979	102.025	101.845	101.958	102.329
Computer & peripheral equipment mfg.....	3341		12/06	58.005	57.963	57.435	58.256	59.217
Computer & peripheral equipment mfg.....	33411		12/06	58.005	57.963	57.435	58.256	59.217
Electronic computer mfg.....	334111		02/23	97.987	98.178	96.070	99.348	102.266
Primary products.....		334111-P	02/23	97.742	97.957	95.592	99.270	-
Host computers, multiusers (mainframes, medium-scale systems, UNIX and PC servers).....		334111-5	02/23	97.505	97.742	94.912	99.318	103.218
Single user computers, microprocessor based, general purpose.....		334111-7	02/23	98.968	99.070	99.082	99.032	99.088
Portable computers, laptops, tablets and other single user computers.....		334111-72	02/23	95.486	95.658	95.481	95.244	95.281
Personal computers and workstations (excluding portable computers).....		334111-73	02/23	100.546	100.617	100.714	100.749	100.813
Secondary products and miscellaneous receipts.....		334111-SM						
Computer storage device mfg.....	334112		12/04	60.787	60.412	60.412	60.412	61.371
Primary products.....		334112-P	12/04	49.295	49.000	49.000	49.000	49.757
Computer storage devices (except parts, attachments and accessories).....		334112-1	12/04	48.636	48.334	48.334	48.334	49.107
Secondary products and miscellaneous receipts.....		334112-SM						
Computer terminal and other computer peripheral equipment mfg.....	334118		12/93	63.353	63.353	63.353	63.353	63.353
Primary products.....		334118-P	12/93	65.013	65.013	65.013	65.013	65.013
Computer terminals (including POS and funds-transfer devices) and other computer peripherals.....		334118-D	12/93	38.034	38.034	38.034	38.034	38.034
Secondary products and miscellaneous receipts.....		334118-SM						
Miscellaneous receipts.....		334118-M	12/93	61.731	61.731	61.731	61.731	61.731
Secondary products.....		334118-S	08/94	58.757	58.757	58.757	58.757	58.757
Communications equipment mfg.....	3342		12/85	104.959	105.245	105.441	105.428	107.397
Telephone apparatus mfg.....	33421		12/03	95.345	95.071	95.049	95.049	95.223
Telephone apparatus mfg.....	334210		12/85	95.818	95.542	95.520	95.520	95.683
Primary products.....		334210-P	12/85	96.098	95.814	95.792	95.792	95.792
Telephone and wireline data networking equipment.....		334210-0	12/85	96.098	95.814	95.792	95.792	95.792
Secondary products and miscellaneous receipts.....		334210-SM						
Radio/TV broadcast & wireless comm equip mfg.....	33422		12/03	105.600	105.807	105.848	105.790	108.519
Broadcast and wireless communications equipment mfg.....	334220		12/91	99.061	99.255	99.294	99.239	101.798
Primary products.....		334220-P	12/91	95.141	95.335	95.373	95.319	97.874
Broadcast, studio, and related electronic equipment.....		334220-2	12/85	122.644	-	-	-	-
Radio station equipment.....		334220-5	06/13	132.233	135.444	135.444	135.444	135.444
Other broadcast and wireless communications systems and equipment.....		334220-9	06/13	109.442	109.442	109.442	109.440	113.218
Secondary products and miscellaneous receipts.....		334220-SM						
Other communications equipment mfg.....	33429		12/03	142.388	144.303	146.059	146.340	146.371
Other communications equipment mfg.....	334290		12/91	152.733	154.788	156.671	156.973	157.006
Primary products.....		334290-P	12/91	161.206	163.628	165.745	165.986	165.986
Alarm systems, including electric sirens and horns.....		334290-1	12/85	156.533	156.533	159.343	159.343	159.343
Intercommunications systems, incl inductive paging systems, excl telephone & telegraph.....		334290-3	12/85	273.260	285.794	285.794	298.164	298.164
Secondary products and miscellaneous receipts.....		334290-SM						
Secondary products.....		334290-S	12/91	176.710	179.754	-	-	-
Audio & video equipment mfg.....	3343		12/03	102.855	102.855	102.855	102.855	102.855
Audio and video equipment mfg.....	33431		12/03	102.855	102.855	102.855	102.855	102.855
Audio and video equipment mfg.....	334310		03/80	74.426	74.426	74.426	74.426	74.426
Primary products.....		334310-P	03/80	65.429	65.429	65.429	65.429	65.429
Speakers and commercial sound equipment.....		334310-4	03/80	187.131	187.131	187.131	187.131	187.131
Other consumer audio and video equipment.....		334310-5	03/80	141.643	141.643	141.643	141.643	141.643
Secondary products and miscellaneous receipts.....		334310-SM						

See footnotes at end of table.

Table 11. Producer price indexes for net output of selected industries and their products, not seasonally adjusted — Continued
 [September 2024]

Title ¹	Industry code	Product code	Index base	Unadjusted index ²				
				May 2024	June 2024 ^P	July 2024 ^P	Aug. 2024 ^P	Sept. 2024 ^P
Audio and video equipment mfg - Continued								
Miscellaneous receipts.....		334310-M	12/86	112.048	112.048	112.048	112.048	112.048
Semiconductor and other electronic component mfg.....	3344		12/84	58.195	58.051	57.435	57.445	57.483
Semiconductor and other electronic component mfg.....	33441		12/84	58.205	58.062	57.445	57.456	57.493
Bare printed circuit board mfg.....	334412		06/91	123.871	123.868	123.887	127.938	127.940
Primary products.....		334412-P	06/91	120.687	120.687	120.687	124.656	124.656
Bare printed circuit boards.....		334412-0	06/82	135.616	135.616	135.616	140.076	140.076
Secondary products and miscellaneous receipts.....		334412-SM2						
Semiconductor and related device mfg.....	334413		12/98	31.743	31.516	30.591	30.432	30.447
Primary products.....		334413-P	12/98	30.722	30.511	29.650	29.475	29.491
Other semiconductor devices, incl. transistors, diodes, and semiconductor parts such as wafers.....		334413-A	06/81	59.084	59.075	59.075	58.282	58.342
Integrated circuit packages.....		334413-1	12/98	21.507	—	—	—	—
Secondary products and miscellaneous receipts.....		334413-SM						
Electronic connector mfg.....	334417		12/80	286.388	287.689	286.586	286.943	287.001
Primary products.....		334417-P	12/80	281.189	282.615	281.406	281.797	281.861
Electronic connectors, including parts.....		334417-0	12/80	281.189	282.615	281.406	281.797	281.861
Secondary products and miscellaneous receipts.....		334417-SM						
Secondary products.....		334417-S1	05/99	178.768	178.768	178.768	178.768	178.768
Printed circuit assembly mfg.....	334418		12/03	71.824	71.567	73.165	73.474	73.536
Primary products.....		334418-P	12/03	73.223	72.942	74.691	75.085	75.207
Printed circuit assemblies, loaded boards, modules, and consumer external modems.....		334418-9	06/06	78.767	78.464	80.345	80.770	80.901
Secondary products and miscellaneous receipts.....		334418-SM						
Other electronic component mfg.....	334419		12/03	165.551	166.538	166.538	166.527	166.793
Primary products.....		334419-P	12/03	166.229	168.029	168.029	168.029	168.323
Other electronic components.....		334419-0	12/03	166.229	168.029	168.029	168.029	168.323
Secondary products and miscellaneous receipts.....		334419-SM						
Secondary products.....		334419-S	12/03	109.897	109.977	109.977	109.333	109.382
Capacitor, resistor, coil, transformer, and other inductor mfg.....	33441K		12/11	166.333	166.387	166.989	166.989	166.989
Primary products.....		33441K-P	12/11	170.852	170.908	171.542	171.542	171.542
Capacitors for electronic circuitry.....		33441K-4	06/81	279.454	279.454	279.454	279.454	279.454
Electronic coils, transformers, and other inductors.....		33441K-6	06/00	174.716	174.846	176.300	176.300	176.300
Secondary products and miscellaneous receipts.....		33441K-SM						
Nav/measuring/medical/control instruments mfg.....	3345		12/03	148.491	148.721	149.136	149.219	149.334
Nav/measuring/medical/control instruments mfg.....	33451		12/03	148.491	148.721	149.136	149.219	149.334
Electromedical apparatus mfg.....	334510		06/85	88.377	88.377	89.253	89.253	89.253
Primary products.....		334510-P	06/85	76.386	76.386	76.657	76.657	76.657
Electromedical equipment, excluding ionizing radiation equipment.....		334510-2	12/02	88.105	88.105	88.447	88.447	88.447
Secondary products and miscellaneous receipts.....		334510-SM						
Miscellaneous receipts.....		334510-M	12/90	169.504	169.504	169.504	169.504	169.504
Search, detection, and navigation instruments.....	334511		12/91	199.590	199.590	199.590	199.590	199.865
Primary products.....		334511-P	12/91	195.436	195.436	195.436	195.436	195.717
Aeronautical, nautical & navigational instruments, not sending or receiving radio signals.....		334511-1	12/85	340.300	340.300	340.300	340.300	342.607
Search, detection, navigation, and guidance systems and equipment.....		334511-3	12/91	189.757	189.757	189.757	189.757	189.757
Secondary products and miscellaneous receipts.....		334511-SM						
Automatic environmental control mfg.....	334512		12/79	316.189	318.242	321.943	321.943	321.943
Primary products.....		334512-P	12/79	281.790	283.828	287.501	287.501	287.501
Automatic environmental controls for monitoring residential, commercial, and appliance use.....		334512-0	12/03	150.377	151.464	153.425	153.425	153.425
Secondary products and miscellaneous receipts.....		334512-SM						
Miscellaneous receipts.....		334512-M	12/04	204.796	204.796	204.796	204.796	204.796
Industrial process variable instruments.....	334513		06/83	287.762	293.277	293.277	293.277	293.268
Primary products.....		334513-P	06/83	302.840	305.233	305.233	305.233	305.233
Process control instruments.....		334513-0	12/03	180.770	182.199	182.199	182.199	182.199
Secondary products and miscellaneous receipts.....		334513-SM						
Miscellaneous receipts.....		334513-M	06/83	243.489	—	—	—	—
Totalizing fluid meters and counting devices mfg.....	334514		12/85	250.419	250.951	251.325	251.325	251.415
Primary products.....		334514-P	12/85	255.539	255.807	256.220	256.220	256.220
Integrating and totalizing fluid meters, counting devices, and motor vehicle instruments.....		334514-0	12/85	255.539	255.807	256.220	256.220	256.220
Secondary products and miscellaneous receipts.....		334514-SM						
Secondary products.....		334514-S	12/85	187.856	188.790	188.790	188.790	194.524

See footnotes at end of table.

Table 11. Producer price indexes for net output of selected industries and their products, not seasonally adjusted — Continued
 [September 2024]

Title ¹	Industry code	Product code	Index base	Unadjusted index ²				
				May 2024	June 2024 ^P	July 2024 ^P	Aug. 2024 ^P	Sept. 2024 ^P
Electricity and signal testing instruments mfg.	334515		12/83	185.065	185.211	187.008	187.108	187.207
Primary products.		334515-P	12/83	176.380	176.534	177.476	177.582	177.676
Test equipment for testing electrical, radio, and communication circuits, and motors.		334515-4	12/83	177.685	177.839	178.788	178.895	178.990
Secondary products and miscellaneous receipts.		334515-SM						
Analytical laboratory instrument mfg.	334516		12/85	191.873	191.672	191.684	191.311	191.680
Primary products.		334516-P	12/85	192.861	192.654	192.666	192.283	192.663
Analytical and scientific instruments, excluding optical.		334516-0	12/85	192.861	192.654	192.666	192.283	192.663
Secondary products and miscellaneous receipts.		334516-SM						
Irradiation apparatus mfg.	334517		06/90	125.126	125.126	125.126	125.197	125.199
Primary products.		334517-P	06/85	126.133	126.133	126.133	126.133	126.133
Irradiation (ionizing radiation) equipment.		334517-0	06/85	126.133	126.133	126.133	126.133	126.133
Secondary products and miscellaneous receipts.		334517-SM						
Other measuring and controlling device mfg.	334519		06/85	211.496	211.496	211.599	213.385	213.388
Primary products.		334519-P	06/85	202.343	202.343	202.447	203.953	203.953
Physical properties testing & inspection equipment and kinematic testing & measuring equipment.		334519-4	06/85	203.844	203.844	203.844	206.218	206.218
Nuclear radiation detection and monitoring instruments.		334519-5	06/85	254.629	254.629	256.003	256.003	256.003
Commercial, geophysical, meteorological, and general-purpose instruments and equipment.		334519-7	06/85	206.047	206.047	206.047	207.424	207.424
Secondary products and miscellaneous receipts.		334519-SM						
Miscellaneous receipts.		334519-M	06/85	289.773	289.773	289.773	299.232	299.348
Manufacturing and reproducing magnetic and optical media.	3346		12/03	118.876	118.876	118.876	118.876	118.876
Manufacturing and reproducing magnetic and optical media.	33461		12/03	118.876	118.876	118.876	118.876	118.876
Manufacturing and reproducing magnetic and optical media.	334610		01/19	139.291	139.291	139.291	139.291	139.291
Primary products.		334610-P	01/19	140.488	140.488	140.488	140.488	140.488
Electrical equipment and appliance mfg.	335		12/03	201.113	201.958	202.322	202.389	201.619
Electric lighting equipment mfg.	3351		12/03	156.064	156.238	156.236	156.460	156.461
Electric lighting equipment mfg.	33513		12/22	105.213	105.331	105.329	105.480	105.481
Residential electric lighting fixture mfg.	335131		12/83	249.719	249.719	249.716	249.723	249.723
Primary products.		335131-P	12/83	255.778	255.778	255.775	255.783	255.783
Residential-type electric lighting fixtures (except portable), including parts and accessories.		335131-1	12/83	232.498	232.500	232.499	232.502	232.503
Secondary products and miscellaneous receipts.		335131-SM						
Nonresidential electric lighting fixture mfg.	335132		06/81	273.483	274.081	274.074	274.837	274.842
Primary products.		335132-P	06/81	270.627	271.274	271.266	271.667	271.671
Commercial and institutional-type electric lighting fixtures, including parts and accessories.		335132-1	06/81	260.598	261.335	261.327	261.783	261.788
Industrial-type electric lighting fixtures, including parts and accessories.		335132-5	06/81	295.423	295.423	295.423	-	-
Secondary products and miscellaneous receipts.		335132-SM						
Other lighting equipment, including lamps and bulbs mfg.	335139		06/85	182.537	182.537	182.537	182.537	182.537
Primary products.		335139-P	12/22	104.973	104.973	104.973	104.973	104.973
Electric lamp bulb, tubes, and components.		335139-1	12/83	89.752	89.752	89.752	89.752	89.752
Outdoor lighting equipment (including parts and accessories).		335139-2	06/85	209.474	209.474	209.474	209.474	209.474
Secondary products and miscellaneous receipts.		335139-SM						
Household appliance mfg.	3352		12/84	163.997	163.237	163.371	165.070	162.453
Small electrical appliance mfg.	33521		12/03	131.625	131.465	131.424	131.423	131.586
Small electrical appliance mfg.	335210		12/11	119.618	119.473	119.436	119.435	119.583
Primary products.		335210-P	12/11	120.064	119.844	119.804	119.803	119.956
Parts and attachments for small electric household appliances, including fan parts.		335210-5	12/82	196.035	196.035	196.035	196.035	196.035
Household vacuum cleaners and other floor care machines (including parts and attachments).		335210-6	12/82	133.526	132.430	132.231	132.231	132.231
Other small electric household appliances, including fans.		335210-7	05/21	116.055	116.055	116.055	116.054	116.245
Secondary products and miscellaneous receipts.		335210-SM						
Secondary products.		335210-S	12/82	223.634	226.833	226.862	226.915	226.930
Major household appliance mfg.	33522		12/03	166.970	166.092	166.263	168.311	165.119
Major household appliance mfg.	335220		05/16	136.292	135.575	135.714	137.387	134.780
Primary products.		335220-P	05/16	135.308	134.541	134.690	136.481	133.689
Household cooking appliances.		335220-1	06/81	174.877	172.082	172.370	175.245	168.366
Electric household ranges, ovens (including microwave), surface cooking units, and equipment.		335220-11	06/81	151.188	145.880	147.477	147.751	143.732
Gas household ranges, ovens, surface cooking units, and equipment (incl. parts and accessories).		335220-13	06/81	171.289	168.770	169.157	170.352	164.972
Other household ranges and cooking equipment, including outdoor equipment.		335220-15	06/81	248.832	254.120	249.643	265.698	245.638

See footnotes at end of table.

Table 11. Producer price indexes for net output of selected industries and their products, not seasonally adjusted — Continued
 [September 2024]

Title ¹	Industry code	Product code	Index base	Unadjusted index ²				
				May 2024	June 2024 ^P	July 2024 ^P	Aug. 2024 ^P	Sept. 2024 ^P
Major household appliance mfg - Continued								
Household refrigerators and home freezers.....		335220-2	12/81	126.029	126.209	126.346	126.995	126.817
Household refrigerators, including combination refrigerator-freezers.....		335220-21	12/81	118.769	118.849	118.892	119.780	119.634
Other major household appliances.....		335220-8	12/82	313.653	314.132	314.168	319.786	314.202
Household water heaters, electric, for permanent installation.....		335220-81	12/82	581.852	581.852	581.852	581.852	581.852
Household water heaters, excluding electric.....		335220-83	12/82	579.638	579.638	579.638	579.638	579.638
Secondary products and miscellaneous receipts.....		335220-SM						
Miscellaneous receipts.....		335220-M	05/16	137.090	137.090	137.090	137.090	137.090
Electrical equipment mfg.....	3353		12/03	214.196	216.691	217.641	217.306	217.439
Electrical equipment mfg.....	33531		12/03	214.196	216.691	217.641	217.306	217.439
Electric power and specialty transformer mfg.....	335311		06/81	426.375	428.910	429.369	429.369	429.369
Primary products.....		335311-P	06/81	420.584	423.115	423.567	423.567	423.567
Secondary products and miscellaneous receipts.....		335311-SM						
Motor and generator mfg.....	335312		06/83	289.745	289.917	291.552	291.505	290.231
Primary products.....		335312-P	06/83	288.262	288.262	289.812	289.812	288.520
Parts, supplies for motors, generators, generator sets, and other rotating equipment.....		335312-C	12/87	304.633	304.633	304.633	304.633	304.633
Other motors and generators n.e.c.....		335312-F	06/06	159.363	159.363	161.192	161.192	159.668
Fractional horsepower motors (rated at less than 746 watts) (except hermetics) ..		335312-1	06/83	214.070	214.070	214.070	214.070	214.070
Integral horsepower motors & generators other than for land transport equipment (exc hermetics).....		335312-3	06/83	429.277	429.277	429.277	429.277	429.277
Secondary products and miscellaneous receipts.....		335312-SM						
Miscellaneous receipts.....		335312-M	12/86	286.356	286.356	286.160	286.160	286.356
Secondary products.....		335312-S	06/83	283.052	285.898	286.768	285.978	286.725
Switchgear and switchboard apparatus mfg.....	335313		06/85	320.530	326.514	328.521	327.065	328.581
Primary products.....		335313-P	06/85	332.861	339.382	341.569	339.982	341.632
Switchgear, excluding ducts and relays.....		335313-A	06/85	375.940	387.948	391.621	388.289	391.442
Low voltage panelboards and distribution boards, 1000 volts or less.....		335313-3	06/85	284.041	285.335	286.805	286.805	287.036
Secondary products and miscellaneous receipts.....		335313-SM						
Relay and industrial control mfg.....	335314		06/85	285.435	290.069	290.922	291.013	290.990
Primary products.....		335314-P	06/85	302.549	307.705	308.136	308.182	308.182
Specific-purpose industrial controls.....		335314-C	01/19	125.010	127.924	128.313	128.313	128.313
General-purpose industrial controls.....		335314-F	01/19	144.091	147.136	147.136	147.178	147.178
Parts for industrial controls and motor-control accessories.....		335314-7	06/90	265.929	267.621	269.667	269.667	269.667
Secondary products and miscellaneous receipts.....		335314-SM						
Miscellaneous receipts.....		335314-M	06/85	331.280	331.280	340.656	340.656	340.656
Other electrical equipment & component mfg.....	3359		12/03	227.411	228.103	228.252	227.568	226.921
Storage battery mfg.....	33591		12/03	195.587	195.824	195.935	196.453	194.904
Battery mfg.....	335910		12/84	264.432	264.752	264.902	265.603	263.507
Primary products.....		335910-P	12/84	267.020	267.229	267.385	268.099	265.844
Storage batteries.....		335910-1	12/84	267.791	267.794	268.145	268.988	269.308
Storage batteries, lead acid type, BCI dimensional size group 8D or smaller. ...		335910-11	12/84	258.865	258.870	259.391	260.644	260.814
Storage batteries, lead acid type, larger than BCI dimensional size group 8D. ...		335910-12	12/84	309.655	309.655	309.655	309.655	311.185
Secondary products and miscellaneous receipts.....		335910-SM						
Secondary products.....		335910-S	12/84	302.054	302.054	302.054	302.054	302.054
Communication & energy wire & cable mfg.....	33592		12/03	271.431	274.235	275.036	273.254	272.401
Fiber optic cable mfg.....	335921		12/03	85.739	85.859	86.131	86.131	86.131
Primary products.....		335921-P	12/03	86.149	86.245	86.524	86.524	86.524
Fiber optic cable, made from purchased fiber optic strand.....		335921-0	12/03	86.149	86.245	86.524	86.524	86.524
Secondary products and miscellaneous receipts.....		335921-SM						
Other communication and energy wire mfg.....	335929		12/03	324.870	328.829	329.771	327.193	325.956
Primary products.....		335929-P	12/03	342.140	346.415	347.497	344.862	343.797
Electronic wire and cable, made of nonferrous metals (purchased wire).....		335929-A	12/82	342.573	347.314	347.314	338.493	338.493
Other insulated wire & cable, incl control & signal, made of nonferrous metals (purchased wire).....		335929-F	12/11	155.033	158.022	160.465	159.900	160.999
Power wire and cable, made from nonferrous metals (purchased wire).....		335929-1	12/82	605.543	611.404	611.703	614.498	608.098
Secondary products and miscellaneous receipts.....		335929-SM						
Wiring device mfg.....	33593		12/03	249.589	249.432	249.282	247.359	246.513
Current-carrying wiring device mfg.....	335931		12/81	300.590	300.849	300.788	299.510	300.265
Primary products.....		335931-P	12/81	290.960	291.215	291.153	289.865	290.622
Current-carrying wiring devices n.e.c.....		335931-A	06/06	194.282	193.420	194.037	192.828	192.805
Current-carrying switches for electrical circuitry (including vehicular switches).....		335931-1	12/99	175.142	175.768	176.504	176.621	178.625
Current-carrying wire connectors for electrical circuitry.....		335931-9	12/81	261.416	264.793	260.790	259.377	259.308
Secondary products and miscellaneous receipts.....		335931-SM						
Secondary products.....		335931-S	12/81	316.508	316.730	316.731	316.842	316.952

See footnotes at end of table.

Table 11. Producer price indexes for net output of selected industries and their products, not seasonally adjusted — Continued
 [September 2024]

Title ¹	Industry code	Product code	Index base	Unadjusted index ²				
				May 2024	June 2024 ^P	July 2024 ^P	Aug. 2024 ^P	Sept. 2024 ^P
Noncurrent-carrying wiring device mfg.	335932		12/81	540.693	539.394	538.808	532.392	526.747
Primary products.		335932-P	12/81	540.593	539.220	538.451	531.219	524.699
Noncurrent-carrying electrical conduit and conduit fittings, incl. plastic conduit & fittings.		335932-4	12/81	584.517	582.927	575.508	557.821	542.262
Other noncurrent-carrying wiring devices and supplies (boxes, covers, bar hangers, etc.).		335932-6	12/81	546.979	544.149	553.496	554.182	554.154
Secondary products and miscellaneous receipts.		335932-SM						
All other electrical equipment & component mfg.	33599		12/03	170.836	171.157	171.176	171.493	171.662
Carbon and graphite product mfg.	335991		06/85	238.337	237.957	238.059	239.759	240.666
Primary products.		335991-P	06/85	252.859	252.451	252.560	254.381	255.354
Carbon and graphite products, including electrodes for electric arc furnaces.		335991-0	06/85	252.859	252.451	252.560	254.381	255.354
Secondary products and miscellaneous receipts.		335991-SM						
Miscellaneous receipts.		335991-M	10/88	149.834	149.834	-	-	-
Miscellaneous electrical equipment mfg.	335999		12/03	159.952	160.448	160.448	160.448	160.448
Primary products.		335999-P	12/03	156.993	157.460	157.460	157.460	157.460
Rectifying apparatus.		335999-3	12/85	221.148	221.148	221.148	221.148	221.148
All miscellaneous electrical equipment except rectifying apparatus.		335999-4	06/08	139.648	140.116	140.116	140.116	140.116
Secondary products and miscellaneous receipts.		335999-SM						
Transportation equipment manufacturing.	336		12/03	141.918	141.971	142.196	142.345	142.451
Motor vehicle manufacturing.	3361		12/03	124.889	124.774	124.885	124.912	125.084
Automobile and light truck manufacturing.	33611		12/03	122.388	122.264	122.383	122.412	122.446
Automobile, light truck and utility vehicle mfg.	336110		06/82	168.441	168.270	168.433	168.474	168.520
Primary products.		336110-P	06/82	166.228	166.059	166.221	166.253	166.298
Passenger cars and chassis.		336110-1	06/82	137.737	137.795	137.726	137.777	137.777
Trucks, truck tractors, & bus chassis 14,000 lb or less, incl. minivans & suvs.		336110-2	06/82	198.077	197.812	198.071	198.100	198.167
Secondary products and miscellaneous receipts.		336110-SM						
Heavy duty truck manufacturing.	33612		12/03	162.085	162.085	162.095	162.095	164.138
Heavy duty truck mfg.	336120		12/03	162.131	162.131	162.142	162.142	164.185
Primary products.		336120-P	12/03	163.565	163.565	163.576	163.576	165.655
Trucks, truck tractors, and bus chassis (chassis of own manufacture) 14,001 to 33,000 lbs.		336120-1	12/03	172.547	172.547	172.603	172.603	174.534
Secondary products and miscellaneous receipts.		336120-SM						
Motor vehicle body and trailer manufacturing.	3362		12/03	203.000	203.051	203.765	203.707	203.742
Motor vehicle body and trailer manufacturing.	33621		12/03	203.359	203.410	204.125	204.067	204.103
Motor vehicle body mfg.	336211		12/82	347.453	347.586	351.229	351.345	351.532
Primary products.		336211-P	12/82	342.939	343.059	346.923	347.030	347.213
Other truck and vehicle bodies, sold separately.		336211-5	12/08	155.398	155.426	158.505	158.505	158.505
Dump truck bodies, for sale separately.		336211-5A	12/08	181.332	181.504	181.504	181.504	181.504
All other truck and vehicle bodies, sold separately.		336211-5B	12/08	153.003	153.003	156.506	156.506	156.506
Buses and firefighting vehicles, complete, produced on purchased chassis.		336211-7	12/08	131.144	131.441	131.441	131.679	131.910
Other trucks and vehicles, complete, produced on purchased chassis.		336211-9	12/08	163.541	163.602	164.373	164.432	164.645
Other trucks and vehicles, complete, produced on purchased chassis, except upfitting trucks.		336211-91	09/15	150.545	150.684	152.455	152.592	153.081
Secondary products and miscellaneous receipts.		336211-SM						
Secondary products.		336211-S	12/82	298.919	299.192	299.192	299.408	299.620
Truck trailer mfg.	336212		12/79	366.671	366.412	367.760	367.091	367.269
Primary products.		336212-P	12/79	364.738	364.459	365.814	365.141	365.321
Truck trailers and chassis, axle rating 10,000 lbs or more.		336212-1	12/79	349.131	348.838	350.260	349.554	349.742
Truck trailers and chassis, axle rating less than 10,000 lbs.		336212-3	11/84	486.295	486.295	486.295	486.295	486.295
Secondary products and miscellaneous receipts.		336212-SM						
Secondary products.		336212-S1	05/21	150.672	151.643	151.643	151.643	151.643
Motor home mfg.	336213		06/84	218.672	218.672	218.672	218.672	218.765
Primary products.		336213-P	06/84	214.585	214.585	214.585	214.585	214.627
Motor homes built on purchased chassis.		336213-0	06/06	127.928	127.928	127.928	127.928	127.953
Secondary products and miscellaneous receipts.		336213-SM1						
Travel trailer and camper mfg.	336214		12/03	207.774	207.969	207.596	207.650	207.556
Primary products.		336214-P	12/03	209.399	209.580	209.232	209.282	209.195
Travel trailers.		336214-1	06/84	280.988	281.310	280.612	280.712	280.537
Conventional travel trailers.		336214-19	12/11	169.949	170.040	169.255	169.255	169.080
Automobile and light truck trailers.		336214-3	12/92	260.124	260.270	260.270	260.270	260.270
Camping trailers, campers, pick-up covers, and parts.		336214-5	06/84	350.175	350.175	350.175	350.175	350.175
Other parts and components, excluding appliances and furnishings.		336214-53	06/84	351.999	351.999	351.999	351.999	351.999
Truck campers, caps, box covers, and fold-down camping trailers.		336214-56	06/14	146.737	146.737	146.737	146.737	146.737
Secondary products and miscellaneous receipts.		336214-SM						
Secondary products.		336214-S	06/84	248.415	248.652	248.691	248.655	248.664

See footnotes at end of table.

Table 11. Producer price indexes for net output of selected industries and their products, not seasonally adjusted — Continued
 [September 2024]

Title ¹	Industry code	Product code	Index base	Unadjusted index ²				
				May 2024	June 2024 ^P	July 2024 ^P	Aug. 2024 ^P	Sept. 2024 ^P
Motor vehicle parts manufacturing.....	3363		12/03	128.243	128.371	128.543	128.628	128.625
Motor vehicle gasoline engine and parts mfg.....	33631		12/03	127.757	127.773	127.675	127.891	127.891
Motor vehicle gasoline engine and engine parts mfg.....	336310		12/03	128.246	128.262	128.163	128.380	128.380
Primary products.....		336310-P	12/03	127.960	127.973	127.875	127.994	127.994
Gasoline engines and engine parts (excluding carburetors).....		336310-2	12/03	126.611	126.409	126.302	126.430	126.430
Carburetors, pistons, piston rings, and valves.....		336310-3	12/82	204.832	208.549	208.549	208.549	208.549
Secondary products and miscellaneous receipts.....		336310-SM						
Miscellaneous receipts.....		336310-M1	09/18	121.247	121.247	121.247	121.247	—
Secondary products.....		336310-S	12/11	117.086	117.170	117.073	119.213	119.213
Motor vehicle electric equipment.....	33632		12/03	124.140	124.212	124.261	124.524	124.513
Motor vehicle electrical and electronic equipment mfg.....	336320		12/03	123.668	123.740	123.788	124.049	124.039
Primary products.....		336320-P	12/03	117.676	117.731	117.726	117.947	117.941
Vehicular lighting equipment.....		336320-1	12/83	140.949	141.072	140.832	142.144	142.112
Other motor vehicle electrical and electronic equipment.....		336320-2	12/03	117.362	117.403	117.450	117.436	117.436
Battery charging alternators, generators, and regulators.....		336320-23	12/82	139.580	140.068	140.712	140.524	140.524
Parts for engine electrical and electronic equipment.....		336320-2A	12/82	177.808	177.808	177.808	177.808	177.808
All other miscellaneous non-engine electrical and electronic equipment.....		336320-2D	12/03	120.037	120.037	120.037	120.037	120.037
All other miscellaneous complete engine electrical equipment, including spark plugs.....		336320-2U	12/82	133.640	133.640	133.640	133.640	133.640
Secondary products and miscellaneous receipts.....		336320-SM						
Miscellaneous receipts.....		336320-M	12/03	143.096	143.846	146.543	148.512	148.252
Secondary products.....		336320-S	12/03	132.569	132.569	—	—	—
Motor vehicle steering and suspension parts.....	33633		12/03	110.393	110.393	111.330	111.330	111.330
Motor vehicle steering and suspension components (except spring) manufacturing.....	336330		12/03	110.185	110.185	111.120	111.120	111.120
Primary products.....		336330-P	12/03	107.160	107.160	108.116	108.116	108.116
Motor vehicle steering and suspension components (excluding spring), new and rebuilt.....		336330-0	12/99	106.965	106.965	107.919	107.919	107.919
Secondary and miscellaneous receipts.....		336330-SM						
Motor vehicle brake system manufacturing.....	33634		12/03	141.590	141.712	140.773	140.516	140.510
Motor vehicle brake system mfg.....	336340		12/03	141.574	141.695	140.756	140.499	140.492
Primary products.....		336340-P	12/03	142.720	142.849	141.850	141.577	141.570
Motor vehicle brake parts and assemblies, new.....		336340-1	12/88	151.333	151.484	150.323	150.005	149.997
Motor vehicle drum brake assemblies and parts, new.....		336340-1E	12/05	152.247	152.466	—	—	—
Motor vehicle disc brake assemblies and parts, new.....		336340-1F	12/11	139.296	—	—	—	—
Other motor vehicle brake parts and assemblies, new.....		336340-1G	12/99	127.114	127.281	126.847	126.228	126.212
Secondary products and miscellaneous receipts.....		336340-SM						
Motor vehicle power train components mfg.....	33635		12/03	137.829	138.232	137.938	137.836	137.744
Motor vehicle transmission and power train parts manufacturing.....	336350		12/03	136.193	136.592	136.302	136.201	136.110
Primary products.....		336350-P	12/03	130.479	130.846	130.588	130.489	130.400
Motor vehicle drive train components, excluding wheels and brakes, new.....		336350-2	12/88	133.660	134.056	133.702	133.595	133.498
Motor vehicle transmissions (except auxiliary and parts), new.....		336350-20	06/12	117.945	118.679	118.107	118.084	118.084
Parts for manual and automatic transmissions, new.....		336350-23	12/88	129.987	130.006	130.010	129.979	129.944
Other motor vehicle drive train components, except wheels and brakes, new.....		336350-25	12/99	100.700	100.700	100.558	100.315	100.069
Motor vehicle drive train components, rebuilt.....		336350-3	12/03	152.582	152.595	154.110	154.110	154.110
Secondary products and miscellaneous receipts.....		336350-SM						
Secondary products.....		336350-S	12/03	140.551	142.495	140.296	140.282	140.322
Motor vehicle seating and interior trim mfg.....	33636		12/03	114.096	114.073	114.175	113.982	114.090
Motor vehicle seating and interior trim mfg.....	336360		12/03	114.024	113.999	114.098	113.906	114.014
Primary products.....		336360-P	12/03	112.602	112.685	112.884	112.736	112.830
Automobile trimmings.....		336360-1	12/03	93.216	93.216	93.576	93.576	93.576
Seats for public conveyance and aircraft.....		336360-3	12/01	118.895	119.107	119.096	118.605	118.847
Secondary products and miscellaneous receipts.....		336360-SM						
Secondary products.....		336360-S	12/03	152.812	150.435	148.865	149.366	—
Motor vehicle metal stamping.....	33637		12/03	130.385	130.378	130.622	130.766	130.766
Motor vehicle metal stamping.....	336370		12/82	142.802	142.794	143.062	143.220	143.220
Primary products.....		336370-P	12/82	133.772	133.772	134.007	134.172	134.172
Automotive job stampings (truck, bus, and passenger car).....		336370-0	12/82	133.772	133.772	134.007	134.172	134.172
Secondary products and miscellaneous receipts.....		336370-SM						
Secondary products.....		336370-S	12/82	142.888	142.888	143.314	143.352	143.352
Other motor vehicle parts manufacturing.....	33639		12/03	128.388	128.619	129.318	129.556	129.556
Other motor vehicle parts mfg.....	336390		12/03	130.939	131.175	131.888	132.131	132.131
Primary products.....		336390-P	12/03	128.486	128.634	129.326	129.572	129.572
Filters, new, internal combustion engines and motor vehicles.....		336390-A	12/82	192.184	—	—	—	—
All other motor vehicle parts and accessories, including trailer hitches.....		336390-8	12/03	118.320	118.313	119.215	119.262	119.262

See footnotes at end of table.

Table 11. Producer price indexes for net output of selected industries and their products, not seasonally adjusted — Continued
 [September 2024]

Title ¹	Industry code	Product code	Index base	Unadjusted index ²				
				May 2024	June 2024 ^P	July 2024 ^P	Aug. 2024 ^P	Sept. 2024 ^P
Other motor vehicle parts mfg - Continued								
Secondary products and miscellaneous receipts.....		336390-SM						
Aerospace product and parts manufacturing.....	3364		06/85	276.689	277.049	277.497	278.044	278.082
Aerospace product and parts manufacturing.....	33641		06/85	276.689	277.049	277.497	278.044	278.082
Aircraft mfg.....	336411		12/85	288.007	288.264	288.740	289.291	289.259
Primary products.....		336411-P	12/85	275.987	276.246	276.726	277.281	277.249
Civilian aircraft.....		336411-3	12/85	340.842	341.297	342.141	343.116	343.061
Military aircraft.....		336411-4	06/13	112.014	—	—	—	—
Secondary products and miscellaneous receipts.....		336411-SM						
Secondary products.....		336411-S	12/85	497.890	497.890	497.890	497.890	497.890
Aircraft engine and engine parts mfg.....	336412		12/85	269.412	269.943	270.458	271.092	271.507
Primary products.....		336412-P	12/85	265.225	265.794	266.258	266.880	267.180
Aeronautical services on aircraft engines.....		336412-5	12/85	294.701	294.701	294.701	297.934	297.934
Aircraft engine parts and accessories.....		336412-7	12/85	279.105	279.710	280.404	280.874	280.775
Parts and accessories for military aircraft engines.....		336412-75	12/11	128.441	128.441	128.816	129.472	129.551
Parts and accessories for civilian aircraft engines.....		336412-77	12/11	124.483	124.886	125.169	125.169	125.066
Secondary products and miscellaneous receipts.....		336412-SM						
Secondary products.....		336412-S	12/85	263.409	263.447	268.609	268.627	269.174
Other aircraft parts and equipment mfg.....	336413		06/85	210.365	211.135	211.313	211.712	211.737
Primary products.....		336413-P	06/85	205.159	205.929	206.118	206.521	206.530
Aircraft propellers and helicopter rotors.....		336413-1	12/91	223.594	223.698	223.896	223.896	224.020
Aircraft parts and auxiliary equipment.....		336413-7	06/85	197.073	197.876	198.061	198.485	198.485
Aircraft landing gear for civilian and military aircraft.....		336413-72	06/08	197.290	197.290	197.290	197.290	197.290
Other aircraft subassemblies and parts for military aircraft.....		336413-73	06/08	128.121	128.237	128.361	128.361	128.361
Other aircraft subassemblies and parts for civilian aircraft.....		336413-74	06/08	116.081	116.655	116.771	117.085	117.085
Secondary products and miscellaneous receipts.....		336413-SM						
Secondary products.....		336413-S	06/85	261.507	261.875	261.458	261.439	262.219
Railroad rolling stock manufacturing.....	3365		06/84	230.592	230.592	230.570	234.776	234.814
Railroad rolling stock manufacturing.....	33651		06/84	230.671	230.671	230.649	234.856	234.895
Railroad rolling stock mfg.....	336510		06/84	230.469	230.469	230.447	234.650	234.689
Primary products.....		336510-P	06/84	237.015	237.015	236.992	241.103	241.140
Street, subway, trolley, and rapid transit cars, and railway maintenance equipment and parts.....		336510-5	06/84	196.005	196.005	195.966	199.364	199.395
Railway maintenance of way equipment & parts, parts for all railcars, & other railway vehicles.....		336510-54	06/84	196.990	196.990	196.942	200.358	200.389
Secondary products and miscellaneous receipts.....		336510-SM						
Miscellaneous receipts.....		336510-M	06/84	170.608	170.608	170.608	170.608	170.608
Secondary products.....		336510-S1	12/11	113.983	113.983	113.983	114.160	114.160
Ship and boat building.....	3366		12/84	284.446	284.961	286.599	286.442	287.172
Ship and boat building.....	33661		12/84	284.458	284.972	286.610	286.453	287.183
Ship building and repairing.....	336611		12/85	251.496	251.820	252.479	252.508	253.265
Primary products.....		336611-P	12/85	240.355	240.670	241.325	241.325	242.060
Ship repair, nonmilitary.....		336611-A	12/85	357.143	357.434	357.434	357.434	358.990
Military self-propelled ships, new construction.....		336611-5	12/85	192.880	193.084	193.370	193.370	193.654
Ship repair, military.....		336611-8	12/85	210.959	210.959	210.959	210.959	211.260
Nonmilitary self-propelled ships, new construction.....		336611-9	12/85	425.071	428.140	437.810	437.810	443.613
Secondary products and miscellaneous receipts.....		336611-SM2						
Boat building.....	336612		12/81	384.019	385.139	389.932	389.169	389.791
Primary products.....		336612-P	12/81	382.908	384.021	388.801	388.011	388.600
Outboard motorboats, including commercial and military (except sailboats and lifeboats).....		336612-1	12/81	461.074	461.824	468.159	466.981	467.701
Outboard motorboats, wood or metal, incl. comm. and military (exc. sailboats and lifeboats).....		336612-11	06/11	176.577	176.733	177.245	173.659	174.341
Outboard motorboats, plastics/fiberglass, incl. comm. and mil. (exc. sailboats and lifeboats).....		336612-14	06/11	174.153	174.505	177.901	179.100	179.159
Inboard motorboats, including commercial and military (except sailboats and lifeboats).....		336612-3	12/81	376.383	376.383	385.624	385.724	385.724
Inboard cabin cruisers, including commercial and military (except sailboats and lifeboats).....		336612-31	06/11	155.132	155.132	157.921	157.982	157.982
Other inboard motorboats, including commercial and military (except sailboats and lifeboats).....		336612-32	06/11	156.092	156.092	162.114	162.114	162.114
Inboard-outdrive boats, including commercial and military (except sailboats and lifeboats).....		336612-5	12/81	296.121	301.810	301.810	301.810	302.777
All other inboard-outdrive boats, incl. comm. and military (except sailboats and lifeboats).....		336612-52	06/11	141.119	143.110	143.110	143.110	143.568
All other boats (excluding military and commercial).....		336612-8	12/81	306.281	306.281	306.281	306.281	306.281
Secondary products and miscellaneous receipts.....		336612-SM						

See footnotes at end of table.

Table 11. Producer price indexes for net output of selected industries and their products, not seasonally adjusted — Continued
 [September 2024]

Title ¹	Industry code	Product code	Index base	Unadjusted index ²				
				May 2024	June 2024 ^P	July 2024 ^P	Aug. 2024 ^P	Sept. 2024 ^P
Boat building - Continued								
Miscellaneous receipts.....		336612-M	12/88	341.350	341.350	342.039	345.036	345.036
Other transportation equipment manufacturing.....	3369		12/03	128.353	128.329	128.446	128.411	128.862
Other transportation equipment manufacturing.....	33699		12/03	128.353	128.329	128.446	128.411	128.862
Motorcycle, bicycle, and parts mfg.	336991		12/84	164.230	164.261	164.616	164.616	165.721
Primary products.....		336991-P	12/84	169.655	169.691	170.061	170.061	171.206
Motorcycles, including three-wheel motorbikes, motorscooters, mopeds, and parts.....		336991-3	12/84	193.730	193.730	194.178	194.178	195.723
Bicycles, including parts (excluding children's 2-wheel sidewalk cycles).....		336991-4	12/84	161.710	161.930	162.170	162.170	162.170
Cycles, all types, tubular construction.....		336991-42	12/98	134.763	134.870	135.028	135.028	135.028
Parts for bicycles, unicycles, and adult tricycles.....		336991-45	12/84	168.366	168.683	168.982	168.982	168.982
Secondary products and miscellaneous receipts.....		336991-SM						
All other transportation equipment mfg.	336999		12/03	129.226	129.168	129.172	129.112	129.273
Primary products.....		336999-P	12/03	127.289	127.230	127.234	127.173	127.336
All-terrain vehicles and parts.....		336999-4	06/08	118.007	118.007	118.046	117.991	118.025
All other miscellaneous transportation equipment.....		336999-6	06/08	118.782	118.689	118.674	118.608	118.765
Secondary products and miscellaneous receipts.....		336999-SM						
Secondary products.....		336999-S	12/03	175.003	175.003	175.003	175.003	175.003
Furniture & related product mfg.	337		12/84	272.287	272.671	272.628	273.172	274.087
HH & institutional furniture & kitchen cabinet mfg.	3371		12/84	256.800	257.161	256.985	257.322	258.657
Wood kitchen cabinet & countertop mfg.	33711		12/03	160.641	161.032	160.572	161.032	161.068
Wood kitchen cabinet and countertop mfg.	337110		06/84	271.235	271.894	271.118	271.894	271.956
Primary products.....		337110-P	12/03	160.616	161.034	160.542	161.034	161.034
Custom wood kitchen cabinets, bathroom vanities, and related cabinet sold directly to customers.....		337110-H	03/04	148.906	149.854	148.826	149.854	149.854
Stock wood kitchen cabinets and related cabinetwork for permanent installation. ...		337110-1	06/84	246.279	247.224	246.376	247.224	247.224
Secondary products and miscellaneous receipts.....		337110-SM						
Household & institutional furniture mfg.	33712		12/03	180.888	181.040	181.131	181.215	182.652
Upholstered household furniture mfg.	337121		06/82	269.241	269.824	269.824	269.848	271.289
Primary products.....		337121-P	06/82	258.364	258.958	258.958	258.958	259.304
Upholstered household furniture, excl. dual-purpose sleep furniture.....		337121-1	06/82	253.518	254.217	254.217	254.217	254.624
Upholstered household sofas, davenports, settees, and loveseats, except custom.....		337121-11	06/82	251.933	252.736	252.736	252.736	252.964
Upholstered household sectional sofa pieces, except custom.....		337121-12	12/87	211.186	211.206	211.206	211.206	211.147
Upholstered household rocking chairs, including swivel rockers, except custom.....		337121-13	06/82	223.167	223.167	223.167	223.167	223.135
Other upholstered household furniture, including custom sold at retail.....		337121-15	06/05	195.241	196.727	196.727	196.727	198.397
Dual-purpose sleep furniture incl. futon, conv. sofa, jackknife & chair beds, except custom.....		337121-4	06/89	289.675	289.675	289.675	289.675	289.675
Secondary products and miscellaneous receipts.....		337121-SM						
Nonupholstered wood household furniture mfg.	337122		12/79	340.535	338.662	339.144	339.874	352.291
Primary products.....		337122-P	12/79	359.242	359.242	359.799	360.713	377.907
Wood dining room, kitchen, outdoor, and ready-to-assemble furniture, excl. cabinets and custom.....		337122-G	12/22	104.412	104.412	104.796	105.234	114.337
Wood household den, family room, library, and living room furniture, except custom.....		337122-1	12/79	363.357	363.357	363.357	364.708	364.708
Wood bedroom furniture, including infants' and children's, except custom.....		337122-8	12/79	342.756	342.756	343.056	343.566	344.808
Secondary products and miscellaneous receipts.....		337122-SM						
Secondary products.....		337122-S	12/79	282.310	282.310	283.021	283.646	283.862
Household furniture (except wood and upholstered) mfg.	337126		06/84	254.814	255.181	256.236	255.888	255.552
Primary products.....		337126-P	06/84	246.321	246.321	247.481	247.880	247.684
Metal dining room and kitchen furniture, incl. padded and plain chairs and stools..		337126-1	06/84	204.344	204.344	203.368	209.273	206.373
Metal outdoor and casual furniture, incl. beach, lawn, garden and porch.....		337126-3	06/84	359.169	359.169	366.035	366.035	366.035
Secondary products and miscellaneous receipts.....		337126-SM						
Secondary products.....		337126-S	06/84	296.658	301.983	301.854	291.484	289.218
Institutional furniture mfg.	337127		12/03	211.775	212.070	211.836	212.098	212.418
Primary products.....		337127-P	12/03	214.077	214.407	214.142	214.411	214.738
Other institutional furniture.....		337127-B	12/11	158.660	159.465	158.705	159.329	160.128
School furniture (except stone and concrete), excl. library furniture.....		337127-1	12/84	384.447	384.447	384.447	384.447	384.447
Public building and related furniture, excl. bar, bowling, cafeteria, restaurant and school.....		337127-5	12/84	319.250	319.250	319.437	319.493	319.493
Public furniture (bar, bowling center, cafeteria, and restaurant).....		337127-8	12/03	196.282	196.282	196.282	196.282	196.282
Secondary products and miscellaneous receipts.....		337127-SM						
Miscellaneous receipts.....		337127-M	12/03	206.460	206.460	206.460	206.460	206.460
Secondary products.....		337127-S	12/03	178.363	177.566	178.303	178.482	178.736
Office furniture (including fixtures) mfg.	3372		12/03	204.037	204.403	204.401	205.301	205.990

See footnotes at end of table.

Table 11. Producer price indexes for net output of selected industries and their products, not seasonally adjusted — Continued
 [September 2024]

Title ¹	Industry code	Product code	Index base	Unadjusted index ²				
				May 2024	June 2024 ^P	July 2024 ^P	Aug. 2024 ^P	Sept. 2024 ^P
Office furniture (including fixtures) mfg.	33721		12/03	204.037	204.403	204.401	205.301	205.990
Wood office furniture mfg.	337211		06/85	278.903	279.323	280.399	280.399	280.404
Primary products.		337211-P	06/85	273.870	274.327	275.319	275.319	275.319
Wood office furniture panel systems, desking systems, and other wood office furniture.		337211-A	06/98	159.284	159.284	159.733	159.733	159.733
Wood office seating, including upholstered.		337211-1	06/98	196.807	196.807	197.635	197.635	197.635
Wood office desks and desk extensions.		337211-4	06/85	330.123	331.952	332.454	332.454	332.454
Wood office files, storage units, and tables.		337211-7	06/98	193.387	193.387	194.572	194.572	194.572
Secondary products and miscellaneous receipts.		337211-SM						
Secondary products.		337211-S	06/85	282.901	282.901	284.610	284.610	284.661
Custom architectural woodwork and millwork.	337212		12/03	183.194	183.718	184.814	184.814	184.814
Primary products.		337212-P	12/03	179.250	179.785	180.905	180.905	180.905
Custom architectural woodwork, millwork, and fixtures.		337212-0	12/03	179.250	179.785	180.905	180.905	180.905
Secondary products and miscellaneous receipts.		337212-SM						
Office furniture, except wood, mfg.	337214		12/79	420.907	420.077	423.049	423.020	424.014
Primary products.		337214-P	12/79	421.936	421.090	424.115	424.071	425.082
Office furniture, other types, except wood, including panel systems.		337214-A	12/79	505.743	498.472	505.425	504.248	504.248
Office seating, including upholstered, except wood.		337214-1	12/79	300.723	300.723	300.723	300.723	300.984
Office desk and desk extensions, except wood.		337214-4	12/79	511.050	510.702	511.605	511.477	511.477
Office files, storage units, and tables, except wood.		337214-7	06/95	225.174	228.651	230.229	231.012	233.049
Secondary products and miscellaneous receipts.		337214-SM						
Showcases, partitions, shelving, and lockers mfg.	337215		12/03	217.222	218.381	214.870	218.323	220.342
Primary products.		337215-P	12/03	193.270	194.705	191.327	194.493	196.384
Bookstacks and other shelving, except wood.		337215-A2	06/06	158.846	156.761	158.508	157.447	157.447
Storage racks and accessories, except wood.		337215-E	12/83	251.393	251.393	249.247	249.247	249.247
Fixtures (bank, office, and store), except wood.		337215-G	12/83	363.348	363.348	336.797	363.934	363.934
Secondary products and miscellaneous receipts.		337215-SM						
Other furniture related product mfg.	3379		12/03	178.844	179.014	178.963	178.842	178.289
Mattress mfg.	33791		12/03	177.626	177.860	177.789	177.623	176.863
Mattress mfg.	337910		06/83	248.874	249.201	249.103	248.870	247.805
Primary products.		337910-P	06/83	246.819	247.184	247.084	246.849	245.773
Mattress and foundation sets.		337910-E	12/03	137.312	137.001	136.795	135.873	135.873
Innerspring mattresses, excluding crib-size.		337910-1	01/04	204.404	205.439	206.533	207.216	204.778
Other mattresses, including crib, foam, waterbed mattresses and mattress inserts.		337910-4	06/83	251.088	252.522	250.860	250.885	250.885
Foundations, excl. innerspring units, hybrid-type flotation, ensembles, and adjustable units.		337910-7	12/03	198.691	196.841	195.670	195.542	195.542
Secondary products and miscellaneous receipts.		337910-SM						
Blind & shade mfg.	33792		12/03	199.184	199.184	199.184	199.184	199.184
Blind and shade mfg.	337920		06/84	302.386	302.386	302.386	302.386	302.386
Primary products.		337920-P	06/84	318.461	318.461	318.461	318.461	318.461
Other blinds and shades, including curtain and drapery fixtures, poles and rods. ...		337920-8	06/84	233.691	233.691	233.691	233.691	233.691
Secondary products and miscellaneous receipts.		337920-SM						
Miscellaneous mfg.	339		12/03	149.376	149.395	149.952	150.229	150.265
Medical equipment & supplies mfg.	3391		12/03	135.448	135.625	135.685	135.635	135.561
Medical equipment & supplies mfg.	33911		12/03	135.450	135.627	135.687	135.637	135.563
Surgical and medical instrument mfg.	339112		06/82	154.239	154.390	154.479	154.004	154.013
Primary products.		339112-P	06/82	155.536	155.686	155.780	155.281	155.285
Surgical and medical instruments.		339112-0	06/82	149.055	149.198	149.288	148.810	148.813
Surgical and orthopedic instruments.		339112-01	06/12	117.252	117.254	117.254	117.254	117.254
Surgical and medical catheters.		339112-05	06/82	118.988	118.908	120.348	120.697	120.697
Other surgical and medical apparatus and instruments, excluding parts.		339112-06	06/12	107.603	107.955	107.701	106.500	106.500
Parts for surgical and medical apparatus and instruments.		339112-09	06/12	114.874	114.870	114.870	114.870	114.918
Secondary products and miscellaneous receipts.		339112-SM						
Secondary products.		339112-S	10/82	127.845	127.844	127.837	127.816	127.964
Surgical appliance and supplies mfg.	339113		06/83	243.702	244.124	244.235	244.863	244.623
Primary products.		339113-P	06/83	249.591	250.055	250.127	250.855	250.567
Medical and surgical appliances and supplies, incl. orthopedic, prosthetic, and therapeutic.		339113-2	06/83	234.798	234.899	234.415	234.982	234.466
Artificial joints and limbs.		339113-21	06/83	328.745	328.284	326.983	331.540	323.776
Other orthopedic and prosthetic appliances.		339113-22	12/03	99.933	99.908	99.813	100.129	100.958
Other medical and surgical appliances and supplies.		339113-27	12/03	146.487	146.635	146.371	146.290	146.464
Hospital beds and specialized hospital furniture.		339113-4	12/11	151.021	153.108	154.100	154.545	156.153
Personal industrial and nonindustrial safety equipment and clothing.		339113-6	06/83	304.383	304.863	307.315	308.951	307.969
Secondary products and miscellaneous receipts.		339113-SM						

See footnotes at end of table.

Table 11. Producer price indexes for net output of selected industries and their products, not seasonally adjusted — Continued
 [September 2024]

Title ¹	Industry code	Product code	Index base	Unadjusted index ²				
				May 2024	June 2024 ^P	July 2024 ^P	Aug. 2024 ^P	Sept. 2024 ^P
Surgical appliance and supplies mfg - Continued								
Secondary products.....		339113-S	06/83	173.948	174.050	174.060	173.831	174.026
Dental equipment and supplies mfg.....	339114		06/85	478.212	479.614	479.589	480.099	480.090
Primary products.....		339114-P	06/85	456.765	457.927	458.118	458.382	458.375
Dental professional equipment and supplies.....		339114-1	06/97	210.223	210.648	210.672	210.726	210.722
Professional dental equipment.....		339114-11	06/85	337.325	338.395	338.399	338.463	338.463
Professional dental supplies.....		339114-12	06/85	306.485	306.397	306.498	306.619	306.601
Secondary products and miscellaneous receipts.....		339114-SM						
Miscellaneous receipts.....		339114-M	06/85	317.036	319.277	317.673	319.654	319.637
Ophthalmic goods mfg.....	339115		12/83	188.114	188.114	188.114	188.114	187.695
Primary products.....		339115-P	12/83	185.016	185.016	185.016	185.016	184.595
Ophthalmic goods, other types, including prescription ground eyeglass lenses.....		339115-B	12/83	—	175.642	175.642	175.642	175.642
Ophthalmic fronts, temples, and focal and contact lenses.....		339115-9	12/11	—	132.040	132.040	132.040	131.666
Secondary products and miscellaneous receipts.....		339115-SM						
Other miscellaneous mfg.....	3399		12/85	225.592	225.307	227.018	228.026	228.291
Jewelry & silverware mfg.....	33991		12/85	275.047	273.739	276.761	277.030	278.665
Jewelry and silverware mfg.....	339910		12/11	129.716	129.099	130.525	130.651	131.423
Primary products.....		339910-P	12/11	129.833	129.206	130.654	130.761	131.547
Jewelry, gold and platinum.....		339910-1	12/85	288.360	284.210	287.077	288.092	290.380
Costume jewelry and novelties.....		339910-4	12/03	165.389	168.649	168.649	168.649	169.351
All other jewelry and personal goods (excluding costume).....		339910-8	12/11	124.272	124.223	124.940	124.034	124.489
Secondary products and miscellaneous receipts.....		339910-SM						
Miscellaneous receipts.....		339910-M	12/11	135.395	135.228	135.428	135.428	135.428
Sporting & athletic goods mfg.....	33992		12/03	142.766	142.680	142.646	142.610	142.610
Sporting and athletic goods mfg.....	339920		12/85	174.834	174.728	174.687	174.642	174.642
Primary products.....		339920-P	12/85	170.686	170.579	170.538	170.493	170.493
Other sporting and athletic goods.....		339920-A	12/85	180.444	180.444	180.444	180.444	180.444
Golf equipment, excluding apparel and shoes.....		339920-4	12/85	84.462	84.194	84.088	83.974	—
Playground equipment.....		339920-5	06/92	466.270	466.270	466.270	466.270	466.270
Gymnasium and exercise equipment.....		339920-7	06/92	154.297	154.297	154.297	154.297	154.297
Secondary products and miscellaneous receipts.....		339920-SM						
Secondary products.....		339920-S	12/85	261.847	261.847	261.847	261.847	261.847
Doll, toy & game mfg.....	33993		12/03	157.431	157.431	157.431	159.226	159.226
Doll, toy, and game mfg.....	339930		06/85	190.066	190.066	190.066	192.264	192.264
Primary products.....		339930-P	06/85	188.811	188.811	188.811	190.067	190.067
Models (operating & static), craft kits/supply, natural science kits, & collectors' miniatures.....		339930-6	06/85	282.581	282.581	282.581	282.581	282.581
Other nonelectronic toys, including parts.....		339930-8	06/85	196.723	196.723	196.723	196.723	196.723
Secondary products and miscellaneous receipts.....		339930-SM						
Office supplies (exc paper) mfg.....	33994		12/85	195.267	194.114	195.161	196.329	196.527
Office supplies, except paper, mfg.....	339940		12/11	133.614	132.825	133.542	134.341	134.477
Primary products.....		339940-P	12/11	129.334	128.516	129.259	130.089	130.224
Lead pencils, art goods, office supplies & small office equipment, excluding paper.....		339940-2	12/03	151.631	151.631	151.631	154.550	154.550
Marking devices.....		339940-3	12/85	191.230	191.230	191.230	191.230	191.230
Secondary products and miscellaneous receipts.....		339940-SM						
Miscellaneous receipts.....		339940-M	12/11	156.586	156.586	156.586	156.586	156.586
Secondary Products.....		339940-S	12/11	158.802	158.802	158.802	158.802	159.010
Sign mfg.....	33995		12/03	173.483	172.965	173.372	175.964	175.964
Sign mfg.....	339950		12/85	252.149	251.396	251.988	255.754	255.754
Primary products.....		339950-P	12/85	251.801	250.984	251.626	255.709	255.709
Nonelectric signs and displays, including trade show exhibits.....		339950-4	12/85	299.956	298.176	299.575	302.081	302.081
Secondary products and miscellaneous receipts.....		339950-SM						
All other misc mfg.....	33999		12/03	166.866	166.998	169.197	169.309	169.492
Gasket, packing, and sealing device mfg.....	339991		12/85	240.163	240.165	240.776	241.176	241.705
Primary products.....		339991-P	12/85	248.557	248.557	249.266	249.695	250.289
Molded packing and seals.....		339991-2	06/07	149.663	149.663	149.875	149.875	151.818
Nonmetallic gaskets and gasketing.....		339991-3	12/85	276.972	276.972	279.154	280.606	280.606
Metallic gaskets and machined seals.....		339991-7	12/85	304.179	304.179	304.179	304.179	304.179
Rotary oil seals.....		339991-9	12/90	193.757	193.757	193.757	193.757	193.757
Secondary products and miscellaneous receipts.....		339991-SM						
Miscellaneous receipts.....		339991-M	06/97	148.496	148.496	148.496	148.496	148.496
Musical instrument mfg.....	339992		06/85	293.567	293.748	293.748	294.105	294.105
Primary products.....		339992-P	06/85	294.431	294.613	294.613	294.948	294.948

See footnotes at end of table.

Table 11. Producer price indexes for net output of selected industries and their products, not seasonally adjusted — Continued
[September 2024]

Title ¹	Industry code	Product code	Index base	Unadjusted index ²				
				May 2024	June 2024 ^P	July 2024 ^P	Aug. 2024 ^P	Sept. 2024 ^P
Musical instrument mfg - Continued								
Nonelectronic pianos, organs, and nonelectronic pianos and organ parts, excluding benches.....		339992-A	12/09	176.781	176.781	—	—	—
Other musical instruments and parts.....		339992-7	06/85	279.484	279.680	279.680	280.041	280.041
Other electronic musical instruments, excluding electronic organs.....		339992-71	12/09	157.727	157.950	157.950	157.950	157.950
Other nonelectronic musical instruments.....		339992-72	06/99	157.872	157.872	157.872	157.872	157.872
Parts and accessories for other musical instruments, sold separately, excl. benches & cases.....		339992-73	06/85	223.796	223.796	223.796	—	—
Secondary products and miscellaneous receipts.....		339992-SM						
Miscellaneous receipts.....		339992-M	06/85	289.817	289.817	289.817	295.038	295.038
Fastener, button, needle, and pin mfg.....	339993		12/85	252.829	252.829	252.829	252.829	252.829
Primary products.....		339993-P	12/85	259.012	259.012	259.012	259.012	259.012
Fasteners, zippers, buttons, needles, pins, and buckles (except precious metal) ...		339993-0	12/85	259.012	259.012	259.012	259.012	259.012
Secondary products and miscellaneous receipts.....		339993-SM						
Broom, brush, and mop mfg.....	339994		12/85	217.985	218.074	221.748	221.727	221.727
Primary products.....		339994-P	12/85	220.252	220.343	224.148	224.148	224.148
Brooms, mops and dusters.....		339994-1	12/85	260.376	260.376	260.376	260.376	260.376
Brooms.....		339994-11	06/07	159.624	159.624	159.624	159.624	159.624
Mops and dusters, including refills.....		339994-13	06/07	142.316	142.316	142.316	142.316	142.316
Paint and varnish brushes, paint holders, pads, roller frames and rollers.....		339994-3	12/85	187.292	187.292	187.292	187.292	187.292
Paint and varnish brushes.....		339994-31	06/07	137.107	137.107	137.107	137.107	137.107
Paint holders, pads, roller frames and rollers.....		339994-32	06/07	113.484	113.484	113.484	113.484	113.484
Other types of brushes.....		339994-5	12/85	224.003	224.169	231.049	231.049	231.049
Personal brushes.....		339994-51	06/07	107.914	107.914	107.914	107.914	—
All other types of brushes, except personal.....		339994-52	06/07	172.556	172.764	181.423	181.423	181.423
Secondary and miscellaneous receipts.....		339994-SM						
Burial casket mfg.....	339995		12/84	477.531	477.531	477.531	477.536	477.619
Primary products.....		339995-P	12/84	478.075	478.075	478.075	478.075	478.075
Metal burial caskets and coffins, completely lined and trimmed, adult sizes only. ...		339995-1	12/84	485.210	—	—	—	—
Wood burial caskets and coffins, completely lined and trimmed, adult sizes only. ...		339995-4	12/84	—	543.908	543.908	543.908	543.908
Other burial caskets and coffins, including burial boxes and vaults (except concrete and stone).....		339995-5	12/84	—	374.373	374.373	374.373	374.373
Secondary products and miscellaneous receipts.....		339995-SM						
All other miscellaneous mfg.....	339999		12/85	213.434	213.738	218.405	218.480	218.697
Primary products.....		339999-P	12/85	225.433	225.774	231.013	231.567	231.812
Mirror and picture frames and framed pictures.....		339999-E	06/84	262.001	262.001	262.001	—	—
All other miscellaneous fabricated products, incl. fire extinguishers and umbrellas.....		339999-L	12/85	272.002	272.586	281.566	282.516	282.936
Candles, including tapers.....		339999-5	12/85	210.737	210.737	210.737	210.737	210.737
Secondary products and miscellaneous receipts.....		339999-SM						
Secondary products.....		339999-S	12/85	175.171	175.196	175.580	176.002	176.002
Services industries								
Merchant wholesalers, durable goods.....	423		06/04	207.132	205.636	207.267	205.731	203.070
Motor vehicle and parts merchant wholesalers.....	4231		05/19	150.839	155.898	154.438	144.597	134.904
Motor vehicle and parts merchant wholesalers.....	42310		05/19	150.843	155.904	154.437	144.612	134.917
Motor vehicle and parts merchant wholesalers.....	423100		05/19	150.822	155.880	154.424	144.572	134.882
Primary services.....		423100-P	02/09	193.346	199.618	198.550	183.806	171.651
Motor vehicle and parts wholesaler services.....		423100-1	02/09	193.346	199.618	198.550	183.806	171.651
Other receipts.....		423100-SM	05/19	150.538	159.650	142.876	173.591	158.787
Furniture and home furnishing merchant wholesalers.....	4232		05/19	141.026	129.607	140.714	133.360	133.360
Furniture and home furnishing merchant wholesalers.....	42320		05/19	141.026	129.607	140.714	133.360	133.360
Furniture and home furnishing merchant wholesalers.....	423200		05/19	141.045	129.629	140.733	133.381	133.381
Primary services.....		423200-P	02/09	154.549	141.989	154.205	146.117	146.117
Furniture and home furnishing wholesaler services.....		423200-1	02/09	154.549	141.989	154.205	146.117	146.117
Lumber and other construction materials merchant wholesalers.....	4233		05/19	133.479	138.432	138.687	140.649	139.789
Lumber and other construction materials merchant wholesalers.....	42330		05/19	133.479	138.432	138.687	140.649	139.789
Lumber and other construction materials merchant wholesalers.....	423300		05/19	133.588	138.520	138.775	140.729	140.105
Primary services.....		423300-P	02/09	141.927	147.292	147.524	149.650	148.718
Lumber and other construction material wholesaler services.....		423300-1	02/09	141.927	147.292	147.524	149.650	148.718
Other receipts.....		423300-SM	05/19	152.058	152.070	154.084	154.097	165.420
Professional and commercial equipment and supplies merchant wholesalers.....	4234		05/19	125.644	118.638	120.346	125.900	122.634
Professional and commercial equipment and supplies merchant wholesalers.....	42340		05/19	125.644	118.638	120.346	125.900	122.634
Professional and commercial equipment and supplies merchant wholesalers.....	423400		05/19	125.915	118.918	120.621	126.198	122.937

See footnotes at end of table.

Table 11. Producer price indexes for net output of selected industries and their products, not seasonally adjusted — Continued
 [September 2024]

Title ¹	Industry code	Product code	Index base	Unadjusted index ²				
				May 2024	June 2024 ^P	July 2024 ^P	Aug. 2024 ^P	Sept. 2024 ^P
Professional and commercial equipment and supplies merchant wholesalers - Continued								
Primary services.....		423400-P	02/09	153.103	143.262	145.848	151.991	147.403
Professional and commercial equipment and supplies wholesaler services.....		423400-1	02/09	153.103	143.262	145.848	151.991	147.403
Wholesaling of new and used computer equipment.....		423400-11	02/09	171.141	141.019	144.951	154.461	154.461
Wholesaling of surgical, medical, dental, and hospital equipment and supplies...		423400-12	02/09	135.468	138.990	140.827	146.624	136.556
Wholesaling of other professional equipment and supplies and all other goods...		423400-13	06/13	169.451	169.035	170.775	170.909	169.964
Other receipts.....		423400-SM	05/19	118.178	118.169	117.232	125.603	125.603
Metal and mineral (except petroleum) merchant wholesalers.....	4235		05/19	133.593	128.446	128.865	127.673	129.945
Metal and mineral (except petroleum) merchant wholesalers.....	42350		05/19	133.593	128.446	128.865	127.673	129.945
Metal and mineral (except petroleum) merchant wholesalers.....	423500		05/19	133.619	128.468	128.891	127.694	129.974
Primary services.....		423500-P	02/09	193.166	185.672	186.354	184.534	187.972
Metals and minerals wholesaler services.....		423500-1	02/09	193.166	185.672	186.354	184.534	187.972
Household appliances and electrical and electronic goods merchant wholesalers.....	4236		05/19	163.099	157.774	165.294	165.717	166.961
Household appliances and electrical and electronic goods merchant wholesalers.....	42360		05/19	163.099	157.774	165.294	165.717	166.961
Household appliances and electrical and electronic goods merchant wholesalers.....	423600		05/19	163.095	157.762	165.295	165.718	166.964
Primary services.....		423600-P	02/09	176.158	169.235	179.013	179.563	181.180
Household appliances, electrical, and electronics wholesaler services.....		423600-1	02/09	176.158	169.235	179.013	179.563	181.180
Wholesaling of household appliances and electrical and electronic goods.....		423600-11	02/09	175.509	168.232	178.375	178.810	180.554
Wholesaling of all other goods, except appliances and electrical and electronic goods.....		423600-12	05/19	142.730	146.073	144.531	147.634	145.799
Hardware, plumbing and heating equipment and supplies merchant wholesalers.....	4237		05/19	126.877	130.086	125.721	127.558	129.638
Hardware, plumbing and heating equipment and supplies merchant wholesalers.....	42370		05/19	126.877	130.086	125.721	127.558	129.638
Hardware, plumbing, and heating equipment and supplies merchant wholesalers.....	423700		05/19	126.153	129.343	125.004	126.830	128.898
Primary services.....		423700-P	02/09	145.420	149.107	144.091	146.203	148.592
Hardware, plumbing, and heating equipment and supplies wholesaler services.....		423700-1	02/09	145.420	149.107	144.091	146.203	148.592
Wholesaling of hardware, plumbing, heating, and cooling equipment and supplies.....		423700-11	05/19	145.532	149.663	144.004	146.734	149.882
Wholesaling of all other goods.....		423700-12	05/19	119.116	119.852	119.053	117.593	115.622
Machinery, equipment, and supplies merchant wholesalers.....	4238		05/19	136.560	136.053	135.986	136.121	138.479
Machinery, equipment, and supplies merchant wholesalers.....	42380		05/19	136.560	136.053	135.986	136.121	138.479
Machinery and supply merchant wholesalers.....	423800		05/19	136.915	136.402	136.334	136.471	138.856
Primary services.....		423800-P	02/09	213.217	212.259	212.135	212.360	216.781
Machinery and supply wholesaler services.....		423800-1	02/09	213.217	212.259	212.135	212.360	216.781
Wholesaling of machinery and equipment.....		423800-11	05/19	131.938	130.050	129.639	129.324	138.505
Wholesaling of parts, supplies, and all other goods.....		423800-12	05/19	153.143	154.228	154.598	155.382	149.731
Other receipts.....		423800-SM	05/19	120.582	120.598	120.589	120.673	120.708
Miscellaneous durable goods merchant wholesalers (except materials recyclers).....	4239		05/19	141.434	147.620	140.933	146.888	148.593
Miscellaneous durable goods merchant wholesalers (except materials recyclers).....	42390		05/19	141.434	147.620	140.933	146.888	148.593
Miscellaneous durable goods, except recyclable material, merchant wholesalers.....	423900		05/19	141.155	147.349	140.692	146.621	148.319
Primary services.....		423900-P	02/09	118.162	123.195	117.501	122.568	124.016
Miscellaneous durable goods wholesaler services.....		423900-1	02/09	118.162	123.195	117.501	122.568	124.016
Merchant wholesalers, nondurable goods.....	424		06/05	212.444	218.524	215.456	214.389	215.395
Paper and paper product merchant wholesalers.....	4241		01/21	157.521	155.904	155.801	156.171	155.447
Paper and paper product merchant wholesalers.....	42410		01/21	157.521	155.904	155.801	156.171	155.447
Paper and paper product merchant wholesalers.....	424100		01/21	157.344	155.723	155.619	155.990	155.264
Primary services.....		424100-P	02/09	201.785	199.661	199.525	200.011	199.060
Paper wholesaler services.....		424100-1	02/09	201.785	199.661	199.525	200.011	199.060
Wholesaling of paper and paper products.....		424100-11	02/09	199.424	196.803	196.850	196.614	195.539
Wholesaling of all other goods, except paper and paper products.....		424100-12	01/21	171.454	173.086	171.773	176.895	176.977
Drugs and druggists' sundries merchant wholesalers.....	4242		01/21	115.100	113.440	112.680	116.218	118.131
Drugs and druggists' sundries merchant wholesalers.....	42420		01/21	115.100	113.440	112.680	116.218	118.131
Drugs and druggists' sundries merchant wholesalers.....	424200		01/21	115.100	113.440	112.680	116.218	118.131
Primary products.....		424200-P	02/09	168.979	166.543	165.427	170.621	173.430
Wholesaling of pharmaceuticals.....		424200-1	02/09	171.804	168.669	168.676	174.707	179.098
Wholesaling of all other goods, except pharmaceuticals.....		424200-2	01/21	101.801	100.874	99.265	101.777	102.207
Apparel and piece goods merchant wholesalers.....	4243		01/21	97.557	98.343	98.133	96.295	102.616
Apparel and piece goods merchant wholesalers.....	42430		01/21	97.557	98.343	98.133	96.295	102.616
Apparel and piece goods merchant wholesalers.....	424300		01/21	97.556	98.343	98.133	96.294	102.616
Primary services.....		424300-P	02/09	120.572	121.545	121.287	119.010	126.838

See footnotes at end of table.

Table 11. Producer price indexes for net output of selected industries and their products, not seasonally adjusted — Continued
 [September 2024]

Title ¹	Industry code	Product code	Index base	Unadjusted index ²				
				May 2024	June 2024 ^P	July 2024 ^P	Aug. 2024 ^P	Sept. 2024 ^P
Apparel and piece goods merchant wholesalers - Continued								
Apparel wholesaler services.....		424300-1	02/09	120.572	121.545	121.287	119.010	126.838
Wholesaling of apparel.....		424300-11	02/09	127.179	129.484	127.928	124.752	136.757
Wholesaling of footwear, accessories, and all other goods, except apparel.....		424300-12	01/21	89.955	88.014	90.500	90.418	88.435
Grocery and related product merchant wholesalers.....	4244		01/21	136.941	148.096	144.456	141.887	142.875
Grocery and related product merchant wholesalers.....	42440		01/21	136.941	148.096	144.456	141.887	142.875
Grocery and related product merchant wholesalers.....	424400		01/21	136.947	148.106	144.465	141.895	142.884
Primary services.....		424400-P	02/09	149.140	161.371	157.379	154.557	155.640
Grocery and related product wholesaler services.....		424400-1	02/09	149.140	161.371	157.379	154.557	155.640
Wholesaling of fresh meat, seafood, dairy, and fruits and vegetables.....		424400-11	06/13	133.368	133.565	137.463	134.893	137.381
Wholesaling of packaged frozen and canned foods.....		424400-12	06/13	180.107	177.623	176.971	177.717	179.392
Wholesaling of baked goods, non-alcoholic beverages, and all other groceries.....		424400-13	06/13	174.701	182.476	170.264	165.390	165.526
Wholesaling of all other goods, except groceries.....		424400-14	01/21	228.816	368.894	354.378	345.265	344.829
Farm product raw material merchant wholesalers.....	4245		01/21	98.416	109.537	90.274	117.131	117.133
Farm product raw material merchant wholesalers.....	42450		01/21	98.416	109.537	90.274	117.131	117.133
Farm product raw material merchant wholesalers.....	424500		01/21	98.416	109.537	90.274	117.131	117.133
Primary services.....		424500-P	01/21	97.467	109.891	89.539	117.917	117.917
Farm product raw material wholesaler services.....		424500-1	01/21	97.467	109.891	89.539	117.917	117.917
Wholesaling of grain and field beans.....		424500-11	01/21	82.057	100.382	72.390	120.040	—
Wholesaling of all other goods.....		424500-13	12/22	108.714	110.473	104.475	99.580	99.580
Chemicals and allied products merchant wholesalers.....	4246		01/21	118.373	119.498	122.820	120.494	117.931
Chemicals and allied products merchant wholesalers.....	42460		01/21	118.373	119.498	122.820	120.494	117.931
Chemicals and allied products merchant wholesalers.....	424600		01/21	118.369	119.511	122.829	120.503	117.934
Primary services.....		424600-P	02/09	136.080	137.906	141.613	138.922	135.809
Wholesaling of chemicals, plastics, and allied products.....		424600-1	02/09	136.426	139.225	144.092	140.946	137.192
Wholesaling of all other goods, except chemicals, plastics, and allied products.....		424600-2	01/21	126.817	124.173	122.452	121.959	121.901
Petroleum and petroleum products merchant wholesalers.....	4247		01/21	133.397	135.789	134.420	130.460	130.449
Petroleum and petroleum products merchant wholesalers.....	42470		01/21	133.397	135.789	134.420	130.460	130.449
Petroleum and petroleum products merchant wholesalers.....	424700		01/21	133.399	135.788	134.605	130.631	130.620
Primary services.....		424700-P	02/09	162.631	165.578	161.450	156.801	156.787
Wholesaling of petroleum products.....		424700-1	02/09	163.753	166.729	162.794	158.063	158.068
Wholesaling of all other goods, except petroleum products.....		424700-2	01/21	102.149	103.749	95.392	93.765	93.272
Other receipts.....		424700-SM	01/21	135.424	134.617	392.007	369.181	369.181
Beer, wine, and distilled alcoholic beverage merchant wholesalers.....	4248		01/21	128.029	127.594	128.824	126.703	127.253
Beer, wine, and distilled alcoholic beverage merchant wholesalers.....	42480		01/21	128.029	127.594	128.824	126.703	127.253
Beer, wine, and distilled alcoholic beverage merchant wholesalers.....	424800		01/21	128.029	127.594	128.824	126.703	127.253
Primary services.....		424800-P	02/09	161.677	161.128	162.682	160.002	160.698
Alcoholic beverage wholesaler services.....		424800-1	02/09	161.677	161.128	162.682	160.002	160.698
Wholesaling of beer, wine, and distilled alcoholic beverages.....		424800-11	02/09	162.237	161.639	163.227	160.544	161.268
Wholesaling of all other goods, except alcoholic beverages.....		424800-12	01/21	111.945	112.915	113.160	111.155	110.838
Miscellaneous nondurable goods merchant wholesalers.....	4249		01/21	160.868	165.220	165.221	158.270	156.866
Miscellaneous nondurable goods merchant wholesalers.....	42490		01/21	160.868	165.220	165.221	158.270	156.866
Miscellaneous nondurable goods merchant wholesalers.....	424900		01/21	160.869	165.221	165.222	158.272	156.867
Primary services.....		424900-P	02/09	231.266	237.598	237.600	227.486	225.443
Miscellaneous nondurable good wholesaler services.....		424900-1	02/09	231.266	237.598	237.600	227.486	225.443
Material recyclers.....	429930		12/86	419.960	413.466	417.340	410.372	406.973
Primary products.....		429930-P	12/86	422.374	414.592	413.653	406.839	403.317
Ferrous metal scrap.....		429930-1	12/86	474.868	457.447	459.475	457.741	453.916
Carbon steel scrap.....		429930-11	12/86	491.611	473.724	476.767	476.140	471.468
Heavy melting scrap.....		429930-111	12/86	517.251	498.258	496.072	496.072	489.767
Carbon steel scrap bundles.....		429930-112	12/86	493.352	463.868	473.353	473.353	473.320
Shredded carbon steel scrap.....		429930-113	12/86	333.442	321.358	320.445	319.565	316.239
Cut plate and structural scrap.....		429930-114	12/86	508.930	494.750	498.414	498.414	498.414
Stainless and alloy steel scrap.....		429930-12	12/86	645.827	614.479	600.078	580.973	585.453
Cast iron scrap.....		429930-13	12/86	252.793	—	252.793	250.928	249.984
Nonferrous metal scrap.....		429930-2	12/86	568.115	569.767	568.590	524.196	527.535
Copper base scrap.....		429930-21	12/86	789.493	743.640	765.411	679.505	687.135
No 1 copper wire, heavy.....		429930-211	12/86	627.904	583.846	606.342	527.764	534.093
No 2 copper wire, mixed.....		429930-212	12/86	1,036.993	961.487	1,000.281	879.883	881.753
Yellow brass scrap.....		429930-213	12/86	764.043	758.659	753.275	713.827	725.832
Used beverage can scrap.....		429930-223	12/86	243.578	249.608	251.191	242.715	252.640
Other nonferrous scrap (including lead, zinc and precious metals).....		429930-23	12/86	2,135.683	2,114.131	2,124.953	2,076.485	2,177.798

See footnotes at end of table.

Table 11. Producer price indexes for net output of selected industries and their products, not seasonally adjusted — Continued
 [September 2024]

Title ¹	Industry code	Product code	Index base	Unadjusted index ²				
				May 2024	June 2024 ^P	July 2024 ^P	Aug. 2024 ^P	Sept. 2024 ^P
Material recyclers - Continued								
Recyclable paper.....		429930-3	12/86	200.762	202.253	202.511	—	—
News and other low grade recyclable paper.....		429930-31	12/86	153.742	153.742	153.742	—	—
Corrugated recyclable paper.....		429930-33	12/86	136.870	138.335	138.335	—	—
High grade recyclable paper (including pulp substitutes and deinking).....		429930-34	12/86	238.072	238.275	239.559	—	—
Recyclable materials, excluding metals and paper.....		429930-4	12/86	146.441	163.538	147.265	148.121	148.121
Recyclable plastics.....		429930-42	06/96	82.179	78.025	85.154	88.243	—
Other receipts.....		429930-SM1						
Motor vehicle and parts dealers.....	441		12/03	162.451	162.369	158.841	158.002	159.376
Automobile dealers.....	4411		12/03	145.028	143.395	139.448	138.167	140.393
New car dealers.....	44111		12/99	160.077	158.274	153.917	152.502	154.960
New car dealers.....	441110		12/99	155.145	153.087	148.514	146.683	149.410
Primary services.....		441110-P	12/99	139.553	137.031	132.162	129.521	132.719
Vehicle sales.....		441110-1	12/99	89.600	87.125	82.014	79.121	82.205
New vehicle sales.....		441110-101	12/99	114.398	113.339	105.530	100.443	105.261
Used vehicle sales.....		441110-102	12/99	100.361	89.338	88.653	90.881	90.881
Service labor and parts.....		441110-2	12/99	260.339	260.253	261.881	263.422	263.817
Other receipts.....		441110-SM	12/99	275.630	276.339	273.135	276.349	276.349
Recreational vehicle dealers.....	44121		06/01	182.066	159.780	172.139	169.714	166.396
Recreational vehicle dealers.....	441210		06/01	182.066	159.780	172.139	169.714	166.396
Primary services.....		441210-P	06/01	183.985	158.948	173.821	169.359	165.804
Recreational vehicle dealer services.....		441210-1	06/01	183.985	158.948	173.821	169.359	165.804
Boat dealers.....	441222		06/01	182.370	198.056	171.133	175.488	176.253
Primary services.....		441222-P	06/01	177.445	194.198	165.445	170.095	170.413
Boat dealer services.....		441222-1	06/01	177.445	194.198	165.445	170.095	170.413
Other receipts.....		441222-SM3	12/22	—	—	—	—	109.526
Automotive parts, accessories and tire retailers.....	4413		12/01	240.129	247.165	248.193	248.258	246.962
Automotive parts and accessories retailers.....	44133		12/03	272.505	275.030	275.030	274.463	271.055
Automotive parts and accessories retailers.....	441330		12/03	272.505	275.030	275.030	274.463	271.055
Primary services.....		441330-P	12/03	272.509	275.035	275.035	274.467	271.059
Automotive parts and accessories store services, in-store retailing.....		441330-A	12/03	272.509	275.035	275.035	274.467	271.059
Tire dealers.....	44134		12/03	165.114	176.670	178.813	179.646	181.139
Tire dealers.....	441340		12/03	165.114	176.670	178.813	179.646	181.139
Primary services.....		441340-P	12/03	165.270	176.837	178.981	179.816	181.310
Tire dealer services, in-store retailing.....		441340-A	12/03	165.270	176.837	178.981	179.816	181.310
Building material & garden supply retailers.....	444		12/03	208.251	209.118	207.934	210.808	211.571
Building material and supplies dealers.....	4441		12/03	212.636	213.347	212.404	213.513	214.643
Building material and supplies dealers.....	44410		12/03	212.640	213.351	212.407	213.516	214.646
Building materials and supplies dealers.....	444100		05/19	141.549	142.022	141.394	142.132	142.884
Primary services.....		444100-P	05/19	141.351	141.824	141.197	141.934	142.685
Building materials and supplies dealer services, in-store retailing.....		444100-A	05/19	126.758	127.432	126.538	127.576	129.137
Retailing of building materials, paint, and hardware.....		444100-A1	05/19	124.149	125.143	123.768	124.945	126.642
Retailing of all other goods.....		444100-A2	05/19	136.488	135.936	136.881	137.390	138.425
Lawn and garden equip and supplies retailers.....	4442		12/03	188.396	189.956	187.699	198.443	197.568
Nursery, garden, and farm supply retailers.....	44424		12/03	188.397	189.957	187.700	198.445	197.569
Nursery, garden, and farm supply retailers.....	444240		12/02	201.715	203.385	200.968	212.472	211.534
Primary services.....		444240-P	12/02	201.803	203.473	201.056	212.565	211.627
Nursery, garden center, and farm supply store services, in-store retailing.....		444240-A	12/02	201.803	203.473	201.056	212.565	211.627
Food and beverage retailers.....	445		12/99	273.049	271.505	266.028	265.056	262.941
Grocery retailers.....	4451		12/03	236.540	235.985	230.679	229.669	228.045
Grocery (except convenience) retailers.....	44511		12/03	236.540	235.985	230.679	229.669	228.045
Supermarkets and other grocery stores.....	445110		12/99	282.273	281.609	275.278	274.073	272.135
Primary services.....		445110-P	12/99	282.125	281.462	275.133	273.929	271.992
Supermarket and other grocery store services.....		445110-3	12/99	279.451	278.795	272.526	271.334	269.415
Retailing of food and beverage products.....		445110-32	01/17	146.407	145.912	142.374	141.761	140.438
Retailing of fresh meats.....		445110-321	12/99	375.427	375.596	359.089	354.335	359.575
Retailing of fresh fruits and vegetables.....		445110-322	12/99	251.285	251.685	247.606	256.950	245.433
Retailing of bakery products.....		445110-323	12/99	246.609	244.528	239.857	240.106	243.447
Retailing of dairy products.....		445110-324	12/99	219.199	206.719	205.459	208.096	204.022
Retailing of deli products.....		445110-325	12/99	176.226	174.287	174.742	171.501	172.447

See footnotes at end of table.

Table 11. Producer price indexes for net output of selected industries and their products, not seasonally adjusted — Continued
 [September 2024]

Title ¹	Industry code	Product code	Index base	Unadjusted index ²				
				May 2024	June 2024 ^P	July 2024 ^P	Aug. 2024 ^P	Sept. 2024 ^P
Supermarkets and other grocery stores - Continued								
Retailing of frozen food products.....		445110-326	12/99	152.941	148.573	149.807	151.903	145.763
Retailing of alcoholic beverages.....		445110-327	01/17	155.633	151.553	144.367	146.595	145.392
Retailing of all other food and beverage products.....		445110-328	12/99	307.316	311.614	301.818	295.889	294.420
Retailing of nonfood products.....		445110-33	01/17	144.137	144.561	142.610	141.934	142.551
Retailing of cleaning and paper products.....		445110-331	01/17	158.562	159.367	153.517	153.855	161.099
Retailing of health and beauty products.....		445110-332	12/99	290.935	288.541	286.065	291.369	287.011
Retailing of all other nonfood products.....		445110-333	01/17	136.430	138.396	137.163	132.649	133.717
Specialty food retailers.....	4452		12/03	271.418	255.422	253.779	255.952	248.536
Specialty food retailers.....	445200		12/03	271.414	255.417	253.774	255.947	248.531
Primary services.....		445200-P	12/03	271.802	255.713	254.061	256.247	248.821
Specialty food retailer services, in-store retailing.....		445200-A	12/03	271.802	255.713	254.061	256.247	248.821
Beer, wine, and liquor retailers.....	4453		06/00	144.561	144.271	143.293	142.654	142.188
Beer, wine, and liquor retailers.....	44532		06/00	144.561	144.270	143.293	142.653	142.187
Beer, wine, and liquor retailers.....	445320		06/00	144.561	144.271	143.293	142.653	142.188
Primary services.....		445320-P	06/00	144.613	144.322	143.344	142.705	142.239
Beer, wine, and liquor retailer services, in-store retailing.....		445320-A	06/00	144.613	144.322	143.344	142.705	142.239
Retailing of beer, wine, and liquor.....		445320-A1	06/14	107.737	107.492	106.505	105.895	106.535
Retailing of all other goods and sales of prepared foods.....		445320-A2	06/14	178.529	178.409	179.355	179.673	170.872
Furniture, home furnishings, electronics, and appliance retailers.....	449		12/22	104.013	104.074	104.726	104.468	104.729
Furniture and Home Furnishings Retailers.....	4491		12/22	105.286	105.677	105.229	104.823	105.971
Furniture retailers.....	44911		12/03	192.061	191.690	190.492	190.951	194.041
Furniture retailers.....	449110		06/03	194.682	194.306	193.093	193.557	196.690
Primary services.....		449110-P	06/03	197.760	197.268	196.005	196.434	199.699
Furniture retailer services, in-store retailing.....		449110-A	06/03	197.760	197.268	196.005	196.434	199.699
Other receipts.....		449110-SM	12/22	98.425	99.563	99.322	100.076	100.659
Floor covering retailers.....	44912		12/03	234.194	238.821	239.143	234.084	233.175
Floor covering retailers.....	449121		06/03	237.637	242.332	242.658	237.526	236.603
Primary services.....		449121-P	06/03	237.637	242.332	242.658	237.526	236.603
Floor covering retailer services, in-store retailing.....		449121-A	06/03	237.637	242.332	242.658	237.526	236.603
Electronics and appliance retailers.....	4492		12/03	84.326	83.878	86.084	86.095	84.969
Electronics and appliance retailers.....	44921		12/03	84.364	83.916	86.124	86.134	85.008
Electronics and appliance retailers.....	449210		12/11	94.544	94.042	96.516	96.528	95.266
Primary products.....		449210-P	12/11	94.464	93.962	96.434	96.446	95.185
Electronics and appliance retailers services, in-store retailing.....		449210-A	12/11	102.725	102.582	105.484	105.863	103.816
Retailing of entertainment and communication products.....		449210-A1	12/11	92.892	93.245	94.283	95.397	93.936
Retailing of computers, hardware, software, and supplies.....		449210-A2	06/03	54.772	54.756	57.262	56.390	55.233
Retailing of major household appliances.....		449210-A3	05/19	119.678	118.303	116.084	116.577	115.815
Retailing of all other goods.....		449210-A4	12/11	110.393	108.867	112.374	114.892	113.279
Electronic and appliance retailers services, online retailing.....		449210-B	12/22	87.121	85.914	87.798	87.134	87.218
General merchandise retailers.....	455		12/03	160.803	160.550	158.311	156.954	157.506
Department stores.....	4551		12/03	168.835	167.211	161.459	155.065	160.577
Department stores.....	45511		12/03	168.835	167.211	161.459	155.065	160.577
Department stores.....	455110		12/17	143.039	141.663	136.791	131.373	136.043
Primary services.....		455110-P	12/17	144.908	143.514	138.578	133.090	137.820
Department store services, in-store retailing.....		455110-A	12/17	144.510	142.825	142.297	130.574	130.555
Retailing of apparel.....		455110-A1	12/17	138.536	131.411	130.960	131.237	131.685
Retailing of all other goods.....		455110-A2	12/17	148.502	150.579	149.998	129.990	129.649
Department store services, online retailing.....		455110-B	12/22	118.840	118.208	106.552	112.871	124.949
Other general merchandise retailers.....	4552		12/03	157.304	157.274	155.629	155.096	154.847
Other general merchandise retailers.....	45521		12/03	157.343	157.312	155.667	155.134	154.884
Warehouse clubs, supercenters, and other general merchandise retailers.....	455210		12/03	157.364	157.334	155.688	155.155	154.906
Primary services.....		455210-P	12/03	155.591	155.561	153.929	153.401	153.154
Warehouse clubs, supercenters, and other general merch. retailer services, in-store retailing.....		455210-A	12/03	161.353	161.288	157.754	156.610	156.074
Warehouse clubs and supercenters.....		455210-A1	12/03	151.901	151.807	148.105	146.894	146.332
All other general merchandise stores.....		455210-A2	12/03	160.452	160.671	160.453	160.489	160.458
Health and personal care retailers.....	456		12/03	143.670	144.134	144.251	141.961	142.421
Health and personal care retailers.....	4561		12/03	143.745	144.209	144.327	142.035	142.496
Pharmacies and drug retailers.....	45611		06/00	164.794	166.061	166.752	163.662	163.570

See footnotes at end of table.

Table 11. Producer price indexes for net output of selected industries and their products, not seasonally adjusted — Continued
[September 2024]

Title ¹	Industry code	Product code	Index base	Unadjusted index ²				
				May 2024	June 2024 ^P	July 2024 ^P	Aug. 2024 ^P	Sept. 2024 ^P
Pharmacies and drug retailers.....	456110		06/00	164.794	166.060	166.752	163.661	163.569
Primary services.....		456110-P	06/00	164.646	165.912	166.603	163.515	163.423
Pharmacy and drug retailer services, in-store retailing.....		456110-A	06/00	157.391	159.341	160.406	155.647	155.505
Retailing of prescription drugs.....		456110-A1	06/00	170.464	171.241	172.883	163.833	163.616
Retailing of over-the-counter drugs and all other goods.....		456110-A2	06/00	185.936	191.679	191.678	196.083	196.079
Retailing of over-the-counter drugs.....		456110-A21	06/00	153.662	153.458	153.456	153.447	153.438
Retailing of all other goods.....		456110-A22	06/00	195.085	203.190	203.189	209.343	209.341
Optical goods retailers.....	45613		12/03	133.225	130.265	126.946	126.958	132.550
Optical goods retailers.....	456130		06/00	136.059	133.113	129.810	129.822	135.387
Primary services.....		456130-P	06/00	136.299	132.956	129.208	129.221	135.536
Optical goods retailer services, in-store retailing.....		456130-A	06/00	136.299	132.956	129.208	129.221	135.536
Food (health) supplement retailers.....	456191		12/99	255.371	247.059	243.050	244.757	246.031
Primary services.....		456191-P	12/99	255.423	247.109	243.100	244.807	246.082
Food (health) supplement store services, in-store retailing.....		456191-A	12/99	255.423	247.109	243.100	244.807	246.082
Gasoline Stations and Fuel Dealers.....	457		12/22	92.144	94.407	90.868	100.673	101.892
Gasoline stations.....	4571		06/01	173.004	179.808	171.956	193.681	196.255
Gasoline stations.....	45710		06/01	173.004	179.808	171.956	193.681	196.255
Gasoline stations.....	457100		05/19	153.799	159.853	152.865	172.199	174.491
Primary products.....		457100-P	05/19	156.415	162.772	155.405	175.747	178.174
Gasoline station services.....		457100-1	05/19	156.415	162.772	155.405	175.747	178.174
Retailing of automotive fuels and lubricants.....		457100-11	05/19	176.322	187.935	173.859	210.760	213.473
Retailing of all other goods, sales of prepared foods, and repair services.....		457100-12	12/12	140.313	139.147	141.453	138.126	140.338
Fuel dealers.....	4572		06/00	304.878	286.254	286.883	285.441	286.561
Fuel dealers.....	45721		06/00	304.878	286.254	286.883	285.441	286.561
Fuel dealers.....	457210		06/00	304.869	286.246	286.875	285.433	286.552
Primary services.....		457210-P	06/00	317.614	298.213	298.868	297.365	298.532
Fuel Dealer Services.....		457210-1	06/00	317.614	298.213	298.868	297.365	298.532
Clothing and clothing accessories retailers.....	458		12/03	154.119	149.406	138.906	148.726	153.333
Clothing retailers.....	4581		12/03	149.089	142.992	129.131	135.535	141.687
Clothing retailers.....	45811		12/03	149.089	142.992	129.131	135.535	141.687
Clothing and clothing accessories retailers.....	458110		05/15	120.307	115.387	104.202	109.370	114.334
Primary services.....		458110-P	05/15	120.307	115.387	104.202	109.370	114.334
Clothing and clothing accessories retailer services, in-store retailing.....		458110-A	05/15	117.304	113.252	102.307	106.324	109.204
Retailing of apparel.....		458110-A1	05/15	116.822	114.308	105.547	108.272	113.237
Retailing of men's apparel.....		458110-A11	05/15	131.452	122.887	124.318	123.869	129.139
Retailing of women's apparel.....		458110-A12	05/15	111.527	110.705	98.062	98.993	103.122
Retailing of children's apparel.....		458110-A13	05/15	117.157	118.589	107.901	126.230	134.917
Retailing of all other goods.....		458110-A2	05/15	119.243	110.913	93.864	101.481	98.604
Shoe retailers.....	4582		12/03	129.942	125.350	119.382	144.751	148.293
Shoe retailers.....	45821		12/03	129.942	125.350	119.382	144.751	148.293
Shoe retailers.....	458210		06/02	132.563	127.878	121.790	147.671	151.284
Primary services.....		458210-P	06/02	132.563	127.878	121.790	147.671	151.284
Shoe retailer services, in-store retailing.....		458210-A	06/02	132.563	127.878	121.790	147.671	151.284
Jewelry retailers.....	4583		12/03	202.357	204.182	202.774	202.816	201.646
Jewelry retailers.....	45831		12/03	205.946	207.804	206.370	206.413	205.222
Jewelry retailers.....	458310		06/00	223.741	225.759	224.201	224.248	222.954
Primary services.....		458310-P	06/00	224.146	226.167	224.607	224.654	223.358
Jewelry retailer services, in-store retailing.....		458310-A	06/00	232.216	234.778	232.801	232.860	230.833
Sporting goods and hobby retailers.....	4591		12/03	134.068	128.570	132.504	135.997	129.408
Sporting goods retailers.....	45911		12/03	171.394	161.650	168.657	174.313	163.034
Sporting goods retailers.....	459110		06/00	178.812	168.647	175.957	181.858	170.090
Primary services.....		459110-P	06/00	180.421	169.977	177.488	183.528	171.438
Sporting goods store services, in-store retailing.....		459110-A	06/00	179.292	165.163	175.324	182.675	166.319
Retailing of sporting goods.....		459110-A1	12/13	133.225	124.354	126.333	129.286	123.301
Retailing of all other goods.....		459110-A2	12/13	118.459	107.194	120.515	128.347	110.225
Hobby, toy, and game retailers.....	45912		12/03	85.237	85.627	85.298	85.817	85.714
Hobby, toy, and game retailers.....	459120		06/00	86.323	86.718	86.385	86.911	86.806
Primary services.....		459120-P	06/00	86.264	86.658	86.325	86.851	86.746
Hobby, toy, and game store services, in-store retailing.....		459120-A	06/00	83.318	83.309	83.196	83.196	83.185
Retailing of hobby and craft goods, toys, and games (including video games).....		459120-A1	12/13	85.603	85.588	85.398	85.398	85.380

See footnotes at end of table.

Table 11. Producer price indexes for net output of selected industries and their products, not seasonally adjusted — Continued
 [September 2024]

Title ¹	Industry code	Product code	Index base	Unadjusted index ²				
				May 2024	June 2024 ^P	July 2024 ^P	Aug. 2024 ^P	Sept. 2024 ^P
Hobby, toy, and game retailers - Continued								
Retailing of all other goods.....		459120-A2	12/13	69.298	69.298	69.298	69.298	69.298
Book retailers and news dealers.....	4592		12/03	133.949	136.048	135.057	135.702	135.751
Book retailers and news dealers.....	45921		12/03	147.626	149.939	148.847	149.558	149.612
Book retailers and news dealers.....	459210		06/00	183.585	186.463	185.105	185.989	186.055
Primary services.....		459210-P	06/00	183.466	186.347	184.987	185.871	185.938
Book retailer and news dealer services, in-store retailing.....		459210-A	06/00	186.082	189.978	188.139	189.334	189.425
Retailing of books.....		459210-A1	06/14	131.587	135.251	133.456	134.933	135.021
Retailing of all other goods.....		459210-A2	06/14	109.860	110.164	110.164	109.483	109.483
Office supplies, stationery, and gift retailers.....	4594		12/03	162.342	162.398	159.833	160.245	160.245
Office supplies, stationery, and gift retailers.....	45940		12/03	162.342	162.398	159.833	160.245	160.245
Office supplies, stationery, and gift retailers.....	459400		05/19	111.171	111.209	109.453	109.735	109.735
Primary services.....		459400-P	05/19	111.171	111.209	109.453	109.735	109.735
Office supplies, stationery, and gift retailer services, in-store retailing.....		459400-A	05/19	124.964	125.031	122.018	122.502	122.502
Air transportation.....	481		12/92	258.489	269.869	265.765	257.913	251.819
Scheduled air transportation.....	4811		12/89	315.375	330.855	325.343	314.713	306.405
Scheduled air transportation.....	48111		12/89	315.375	330.855	325.343	314.713	306.405
Scheduled passenger air transportation.....	481111		12/89	321.651	337.961	332.174	321.179	312.099
Primary services.....		481111-P	12/89	351.247	369.057	362.738	350.732	340.816
Domestic.....		481111-1	12/89	385.677	387.710	380.406	372.494	374.542
Domestic first class, including business.....		481111-101	12/99	198.044	185.813	170.413	169.602	184.811
Domestic coach.....		481111-102	12/99	219.789	222.288	219.301	214.464	214.202
International.....		481111-2	12/89	237.943	282.052	278.438	260.666	230.292
International first class, including business.....		481111-201	09/18	94.264	106.328	94.603	91.833	94.173
International coach.....		481111-202	12/89	241.797	288.127	287.319	268.070	233.205
Scheduled freight air transportation.....	481112		12/03	165.018	165.887	165.330	161.710	165.727
Primary services.....		481112-P	12/87	155.159	157.312	155.579	155.541	158.615
Scheduled freight air transportation services.....		481112-1	12/87	162.389	165.052	162.952	162.938	166.243
Domestic scheduled freight air transportation services.....		481112-101	12/14	113.972	115.883	112.690	111.857	112.169
International scheduled freight air transportation services.....		481112-102	12/14	65.233	66.283	66.247	66.628	68.899
Scheduled mail air transportation services.....		481112-2	12/87	131.712	127.774	130.331	129.941	131.313
Nonscheduled air transportation.....	4812		12/96	210.073	210.292	209.817	209.362	209.362
Nonscheduled air transportation.....	48121		12/96	210.073	210.292	209.817	209.362	209.362
Nonscheduled air passenger chartering.....	481211		06/92	216.763	216.790	216.738	216.738	216.738
Primary services.....		481211-P	12/00	174.822	174.846	174.800	174.800	174.800
Domestic nonscheduled air passenger services.....		481211-1	06/08	125.987	126.009	125.967	125.967	125.967
International nonscheduled air passenger services.....		481211-2	06/08	118.521	118.521	118.521	118.521	118.521
Nonscheduled air freight chartering.....	481212		06/08	147.990	148.439	147.386	146.317	146.317
Primary services.....		481212-P	06/08	145.378	145.435	144.603	143.977	143.977
Domestic nonscheduled air freight services.....		481212-1	06/08	197.533	197.533	196.297	196.297	196.297
International nonscheduled air freight services.....		481212-2	06/08	106.132	106.243	105.729	104.513	104.513
Other receipts.....		481212-SM	06/08	179.585	192.819	184.856	169.534	169.534
Rail transportation.....	482		12/96	235.927	235.823	237.160	236.999	237.694
Rail transportation.....	4821		12/96	235.927	235.823	237.160	236.999	237.694
Rail transportation.....	48211		12/96	235.927	235.823	237.160	236.999	237.694
Line-haul railroads.....	482111		12/84	263.162	263.046	264.537	264.358	265.133
Primary services.....		482111-P	12/84	263.162	263.046	264.537	264.358	265.133
Freight rail transportation.....		482111-4	05/15	131.666	131.607	132.374	132.281	132.680
Carload freight rail transportation.....		482111-411	12/96	243.041	243.083	244.280	244.349	245.123
Intermodal freight rail transportation.....		482111-412	12/96	206.228	205.571	207.581	206.553	207.040
Passenger rail transportation.....		482111-5	12/96	181.801	181.801	181.801	181.801	181.801
Coach service class.....		482111-506	06/05	164.929	164.929	164.929	164.929	164.929
All other service classes.....		482111-507	06/05	157.022	157.022	157.022	157.022	157.022
Water transportation.....	483		12/03	201.607	203.292	204.736	201.405	202.466
Deep sea freight transportation.....	483111		06/88	414.552	423.613	428.606	411.371	418.503
Primary services.....		483111-P	06/88	423.502	432.759	437.860	420.252	427.538
Deep sea freight transportation services.....		483111-5	06/88	423.502	432.759	437.860	420.252	427.538
Coastal and Great Lakes freight transport.....	483113		12/03	233.577	233.490	233.944	233.835	233.729
Primary services.....		483113-P	12/03	227.028	226.941	227.396	227.287	227.180
Coastal and intercoastal freight transportation.....		483113-1	12/03	204.804	204.987	205.249	205.385	205.385
Great Lakes - St. Lawrence Seaway freight transportation.....		483113-2	12/91	239.167	237.699	238.781	238.316	236.793

See footnotes at end of table.

Table 11. Producer price indexes for net output of selected industries and their products, not seasonally adjusted — Continued
 [September 2024]

Title ¹	Industry code	Product code	Index base	Unadjusted index ²				
				May 2024	June 2024 ^P	July 2024 ^P	Aug. 2024 ^P	Sept. 2024 ^P
Coastal and Great Lakes freight transport. - Continued								
Coastal and intercoastal towing transportation.....		483113-3	12/03	282.121	281.790	282.595	281.708	282.058
Inland water transportation.....	4832		12/03	221.857	221.421	223.793	224.503	222.072
Inland water transportation.....	48321		12/03	221.861	221.425	223.798	224.507	222.076
Inland water freight transportation.....	483211		12/90	281.451	280.898	283.908	284.808	281.724
Primary services.....		483211-P	12/90	287.673	287.103	290.241	291.140	287.935
Inland water freight transportation services.....		483211-3	12/90	287.673	287.103	290.241	291.140	287.935
Truck transportation.....	484		12/03	187.023	186.883	191.108	185.696	185.353
General freight trucking.....	4841		12/03	195.989	195.901	201.452	193.944	193.619
General freight trucking, local.....	48411		12/03	179.776	179.408	180.831	181.990	181.990
General freight trucking, local.....	484110		12/03	179.802	179.435	180.858	182.017	182.017
Primary services.....		484110-P	06/93	181.311	180.594	181.169	183.432	183.432
General freight trucking services, local.....		484110-1	06/93	181.311	180.594	181.169	183.432	183.432
General freight trucking, local, truckload.....		484110-15	06/09	113.796	113.093	113.603	115.485	115.485
General freight trucking, local, less than truckload.....		484110-16	06/09	167.974	167.974	168.116	168.997	168.997
General freight trucking, long-distance.....	48412		12/03	199.637	199.649	206.481	196.226	195.801
General freight trucking, long-distance TL.....	484121		12/03	181.575	182.586	189.677	177.403	177.078
Primary services.....		484121-P	06/92	172.055	171.892	175.818	174.942	174.669
General freight trucking, long-distance, truckload.....		484121-2	06/92	172.055	171.892	175.818	174.942	174.669
General freight trucking, long-distance LTL.....	484122		12/03	244.791	241.732	247.454	243.762	243.046
Primary services.....		484122-P	06/92	412.717	407.560	417.206	410.982	409.774
General freight trucking, long-distance less than truckload.....		484122-1	06/92	412.717	407.560	417.206	410.982	409.774
Specialized freight trucking.....	4842		12/03	168.747	168.495	169.439	169.112	168.719
Used household and office goods moving.....	48421		12/03	170.085	170.448	169.771	169.459	169.083
Used household and office goods moving.....	484210		12/03	170.046	170.409	169.732	169.420	169.045
Primary services.....		484210-P	12/03	173.266	173.636	172.947	172.629	172.246
Used household and office goods moving, except local.....		484210-2	06/92	275.514	276.386	274.762	274.013	273.111
Residential moving services, except local.....		484210-21	09/15	149.781	150.681	149.635	149.164	148.842
Commercial and other goods moving services, except local.....		484210-22	09/15	119.514	117.723	117.848	117.848	116.601
Used household and office goods moving, local.....		484210-4	12/03	140.828	140.828	140.828	140.828	140.828
Residential moving services, local.....		484210-41	09/15	121.291	121.291	121.291	121.291	121.291
Commercial and other goods moving services, local.....		484210-42	09/15	118.901	118.901	118.901	118.901	118.901
Specialized freight (except used) trucking, local.....	48422		12/03	183.262	182.877	182.877	182.877	182.877
Specialized freight (except used goods) trucking, local.....	484220		12/03	183.273	182.889	182.889	182.889	182.889
Primary services.....		484220-P	06/93	225.497	224.913	224.913	224.913	224.913
Specialized freight (except used goods) trucking, local.....		484220-6	06/93	225.497	224.913	224.913	224.913	224.913
Local hazardous materials trucking (except waste).....		484220-601	06/13	131.839	131.839	131.839	131.839	131.839
Local agricultural products trucking without storage.....		484220-602	06/13	103.674	101.612	101.612	101.612	101.612
Dump trucking.....		484220-603	06/13	154.720	154.720	154.720	154.720	154.720
Local specialized trucking without storage.....		484220-604	06/13	126.479	126.479	126.479	126.479	126.479
Specialized freight (except used) trucking, long-distance.....	48423		12/03	153.933	153.580	156.030	155.383	154.605
Specialized freight (except used goods) trucking, long-distance.....	484230		12/03	153.940	153.586	156.037	155.389	154.612
Primary services.....		484230-P	06/01	150.280	150.129	152.782	152.096	151.233
Specialized freight (except used goods) trucking, long-distance.....		484230-6	06/01	150.280	150.129	152.782	152.096	151.233
Agricultural products trucking, long-distance.....		484230-602	06/13	151.064	152.092	166.188	165.146	163.143
All other specialized trucking, long-distance.....		484230-603	06/13	116.886	116.616	117.209	116.721	116.195
Pipeline Transportation.....	486		05/22	109.493	109.493	110.424	110.302	110.355
Pipeline transportation of crude oil.....	4861		12/03	298.939	298.939	305.449	305.694	306.300
Pipeline transportation of crude oil.....	48611		12/03	298.939	298.939	305.449	305.694	306.300
Pipeline transportation of crude oil.....	486110		06/86	331.300	331.300	338.514	338.785	339.457
Primary services.....		486110-P	06/86	331.166	331.166	338.554	338.841	339.552
Pipeline transportation of crude oil.....		486110-3	06/86	321.332	321.332	328.501	328.780	329.469
Trans-Alaskan Pipeline System transportation.....		486110-311	06/86	129.976	129.976	144.552	144.552	144.552
Pipeline transportation of crude petroleum, except on the Trans-Alaskan Pipeline System.....		486110-312	06/86	433.494	433.494	440.724	441.123	442.112
Pipeline transportation of natural gas.....	4862		05/22	101.106	101.106	101.157	100.766	100.766
Pipeline transportation of natural gas.....	48621		05/22	101.106	101.106	101.157	100.766	100.766
Pipeline transportation of natural gas.....	486210		05/22	101.106	101.106	101.157	100.766	100.766
Primary services.....		486210-P	05/22	101.106	101.106	101.157	100.766	100.766
Pipeline transportation of natural gas services.....		486210-1	05/22	101.106	101.106	101.157	100.766	100.766

See footnotes at end of table.

Table 11. Producer price indexes for net output of selected industries and their products, not seasonally adjusted — Continued
 [September 2024]

Title ¹	Industry code	Product code	Index base	Unadjusted index ²				
				May 2024	June 2024 ^P	July 2024 ^P	Aug. 2024 ^P	Sept. 2024 ^P
Other pipeline transportation.....	4869		12/03	229.211	229.211	232.477	233.334	233.334
Pipeline transportation of refined petroleum products.....	48691		12/03	229.211	229.211	232.477	233.334	233.334
Refined petroleum product pipeline transport.....	486910		06/86	262.312	262.312	266.048	267.030	267.030
Primary services.....		486910-P	06/86	262.745	262.745	266.488	267.471	267.471
Pipeline transportation of refined petroleum products.....		486910-1	06/86	266.495	266.495	270.291	271.289	271.289
Transportation support activities.....	488		12/03	150.284	150.408	151.447	149.100	148.989
Air transportation support activities.....	4881		12/96	223.162	225.099	229.588	229.783	229.745
Airport operations.....	48811		12/03	167.035	169.467	175.137	175.398	175.386
Other airport operations.....	488119		12/03	167.062	169.494	175.165	175.427	175.414
Primary services.....		488119-P	06/92	231.339	234.706	242.560	242.921	242.904
Aeronautical services.....		488119-5	06/14	125.985	125.988	130.716	131.304	131.286
Landing fees.....		488119-501	06/14	113.848	113.856	116.446	116.825	116.770
Terminal rental.....		488119-502	06/14	139.821	139.821	148.398	149.452	149.452
Other aeronautical services.....		488119-503	06/14	119.493	119.493	120.214	120.246	120.246
Non-aeronautical services.....		488119-6	06/14	139.449	143.612	147.821	147.582	147.582
Airport parking.....		488119-601	06/14	147.630	147.630	147.754	147.754	147.754
Lease space for rental cars.....		488119-602	06/14	154.025	168.478	191.674	191.961	191.961
Lease space for concessions.....		488119-603	06/92	201.025	212.966	205.851	202.739	202.739
Other non-aeronautical services.....		488119-604	06/14	118.449	118.840	119.388	119.388	119.388
Other air transportation support activities.....	48819		12/03	191.201	191.169	191.026	190.994	190.937
Other support activities for air transport.....	488190		12/03	191.195	191.163	191.020	190.988	190.931
Primary services.....		488190-P	06/92	246.258	246.258	246.007	246.007	246.007
Other air transportation support activities.....		488190-5	06/07	170.956	170.956	170.782	170.782	170.782
Water transportation support activities.....	4883		12/03	169.173	169.397	171.504	172.863	172.851
Port and harbor operations.....	48831		12/03	193.347	194.887	196.152	195.704	195.704
Port and harbor operations.....	488310		12/03	193.371	194.911	196.176	195.728	195.728
Primary services.....		488310-P	12/03	197.288	199.049	200.497	199.985	199.985
Port and harbor services.....		488310-1	12/03	197.288	199.049	200.497	199.985	199.985
Marine cargo handling.....	48832		12/03	159.140	159.140	159.140	161.554	161.576
Marine cargo handling.....	488320		12/91	179.255	179.255	179.255	181.974	181.998
Primary services.....		488320-P	12/91	174.874	174.874	174.874	177.539	177.523
Movement of containers.....		488320-8	12/98	156.964	156.964	156.964	159.462	159.438
Other marine cargo handling.....		488320-9	12/98	164.184	164.184	164.184	165.852	165.911
Navigational services to shipping.....	48833		12/03	179.609	179.243	186.564	187.262	187.170
Navigational services to shipping.....	488330		12/92	235.632	235.153	244.757	245.673	245.553
Primary services.....		488330-P	12/92	241.928	241.401	251.961	252.968	252.836
Navigational services to shipping and salvage.....		488330-1	12/92	241.928	241.401	251.961	252.968	252.836
Freight transportation arrangement.....	4885		12/96	123.535	122.927	122.400	118.099	117.930
Freight transportation arrangement.....	48851		12/96	123.535	122.927	122.400	118.099	117.930
Freight transportation arrangement.....	488510		12/94	126.058	125.438	124.900	120.513	120.340
Primary services.....		488510-P	12/94	126.185	125.624	125.030	120.384	120.200
Freight forwarding.....		488510-1	12/94	105.330	105.319	105.322	95.855	95.481
Arrangement of freight and cargo n.e.c.....		488510-2	12/94	145.846	144.754	143.586	143.624	143.624
U.S. Postal Service.....	491		06/89	301.288	301.288	301.288	319.548	319.548
U.S. Postal Service.....	4911		06/89	301.288	301.288	301.288	319.548	319.548
U.S. Postal Service.....	49111		06/89	301.288	301.288	301.288	319.548	319.548
U.S. Postal Service.....	491110		06/89	301.288	301.288	301.288	319.548	319.548
Primary services.....		491110-P	06/89	301.288	301.288	301.288	319.548	319.548
Mailing services (market dominant services).....		491110-7	12/12	151.216	151.216	151.216	162.525	162.525
First class mail.....		491110-71	06/89	267.701	267.701	267.701	287.685	287.685
Retail letters.....		491110-711	12/12	150.753	150.753	150.753	161.942	161.942
Commercial letters.....		491110-712	12/12	143.953	143.953	143.953	155.494	155.494
Retail and commercial flats.....		491110-713	12/12	146.580	146.580	146.580	158.637	158.637
Other first class mail and fees.....		491110-714	12/12	168.572	168.572	168.572	175.383	175.383
Periodicals mail.....		491110-72	06/89	363.276	363.276	363.276	397.812	397.812
Outside county.....		491110-721	06/89	371.048	371.048	371.048	406.475	406.475
Other periodicals mail and fees.....		491110-722	12/12	144.691	144.691	144.691	157.223	157.223
Standard class mail.....		491110-73	06/89	348.606	348.606	348.606	374.413	374.413
High density and saturation flats and parcels.....		491110-731	12/12	130.687	130.687	130.687	141.007	141.007
Carrier route basic mail.....		491110-732	12/12	154.587	154.587	154.587	169.526	169.526
Bulk letters.....		491110-733	12/12	146.019	146.019	146.019	154.335	154.335

See footnotes at end of table.

Table 11. Producer price indexes for net output of selected industries and their products, not seasonally adjusted — Continued
 [September 2024]

Title ¹	Industry code	Product code	Index base	Unadjusted index ²				
				May 2024	June 2024 ^P	July 2024 ^P	Aug. 2024 ^P	Sept. 2024 ^P
U.S. Postal Service - Continued								
Bulk flats.....		491110-734	12/12	163.862	163.862	163.862	181.652	181.652
Other standard mail and fees.....		491110-735	12/12	221.013	221.013	221.013	241.077	241.077
Package services mail.....		491110-74	06/89	336.790	336.790	336.790	364.916	364.916
Special services and fees.....		491110-75	06/89	360.852	360.852	360.852	385.364	385.364
Shipping services (competitive services).....		491110-8	12/12	178.782	178.782	178.782	183.321	183.321
Domestic priority mail.....		491110-81	06/89	420.980	420.980	420.980	420.980	420.980
Other shipping services and shipping special services & fees.....		491110-82	12/12	202.521	202.521	202.521	211.360	211.360
Couriers and messengers.....	492		12/03	324.089	323.458	324.111	323.194	323.591
Couriers and express delivery services.....	4921		12/03	336.820	336.129	336.844	335.841	336.275
Couriers and express delivery services.....	49211		12/03	336.838	336.147	336.862	335.858	336.292
Couriers and express delivery services.....	492110		12/03	336.792	336.101	336.816	335.812	336.246
Primary services.....		492110-P	12/03	337.976	337.284	338.001	336.994	337.430
Standard courier services.....		492110-1	12/92	498.223	498.635	497.811	497.811	498.223
Expedited courier services.....		492110-2	12/87	506.332	502.701	507.182	502.986	504.055
Domestic expedited courier services.....		492110-201	12/98	465.010	461.704	465.975	462.131	463.118
International expedited courier services.....		492110-202	12/98	388.948	386.105	389.251	386.009	386.818
Local messengers and local delivery.....	4922		12/03	165.956	165.956	165.956	165.956	165.956
Local messengers and local delivery.....	49221		12/03	165.616	165.616	165.616	165.616	165.616
Local messengers and local delivery.....	492210		12/03	165.587	165.587	165.587	165.587	165.587
Primary services.....		492210-P	12/92	213.628	213.628	213.628	213.628	213.628
Local messengers and local delivery services.....		492210-1	12/92	213.628	213.628	213.628	213.628	213.628
Warehousing and storage.....	493		12/06	152.775	151.538	152.616	150.688	151.056
Warehousing and storage.....	4931		12/06	152.723	151.487	152.565	150.637	151.005
General warehousing and storage.....	49311		12/03	159.595	157.028	158.476	156.583	156.902
General warehousing and storage.....	493110		12/03	159.691	157.123	158.571	156.677	156.996
Primary services.....		493110-P	06/93	174.873	172.061	173.647	171.573	171.923
General warehousing and storage services.....		493110-1	06/93	174.873	172.061	173.647	171.573	171.923
Refrigerated warehousing and storage.....	49312		12/03	154.153	158.693	158.426	155.509	156.230
Refrigerated warehousing and storage.....	493120		12/91	169.407	174.397	174.103	170.898	171.690
Primary services.....		493120-P	12/91	169.700	174.699	174.405	171.194	171.987
Warehousing and storage of refrigerated goods.....		493120-2	12/91	169.894	174.898	174.604	171.389	172.183
Farm product warehousing and storage.....	49313		12/03	146.957	146.941	146.946	147.858	147.932
Farm product warehousing and storage.....	493130		12/92	170.866	170.847	170.853	171.914	172.000
Primary services.....		493130-P	12/92	169.790	169.771	169.777	170.831	170.916
Farm product warehousing and storage services.....		493130-1	12/92	169.790	169.771	169.777	170.831	170.916
Publishing industries.....	513		12/22	108.553	108.743	110.380	109.914	110.322
Newspaper, book, and directory publishers.....	5131		12/22	106.664	107.495	108.132	108.039	108.067
Newspaper publishers.....	51311		12/22	101.276	103.461	103.472	102.314	102.314
Newspaper publishers.....	513110		12/22	101.276	103.461	103.472	102.314	102.314
Primary services.....		513110-P	12/22	101.276	103.461	103.472	102.314	102.314
Newspaper publishing.....		513110-1	12/22	101.276	103.461	103.472	102.314	102.314
Newspaper publishing from print publishers.....		513110-11	12/79	610.755	623.931	623.997	617.014	617.015
Newspaper advertising sales.....		513110-111	09/15	86.438	86.438	86.438	83.116	83.116
Newspaper advertising sales, print only.....		513110-1111	09/15	83.385	83.385	83.385	79.481	79.481
Newspaper advertising sales, digital only and print and digital bundled.....		513110-1112	09/15	104.357	104.357	104.357	104.357	104.357
Newspaper subscription and single copy sales.....		513110-112	09/15	186.639	192.368	192.397	192.393	192.394
Newspaper subscriptions, print only.....		513110-1121	09/15	184.092	190.265	190.265	190.265	190.265
Newspaper subscriptions, online only and print and online bundled.....		513110-1122	09/15	214.483	214.746	215.123	215.075	215.082
Periodical publishers.....	51312		12/22	105.617	106.555	108.132	109.660	109.660
Periodical publishers.....	513120		12/22	105.593	106.523	108.084	109.597	109.597
Primary services.....		513120-P	12/22	103.281	103.281	103.303	103.303	103.303
Periodical publishing.....		513120-1	12/22	103.281	103.281	103.303	103.303	103.303
Periodical publishing from print publishers.....		513120-11	12/79	463.685	463.685	463.785	463.785	463.785
Periodicals, advertising sales.....		513120-111	12/14	109.792	109.792	109.792	109.792	109.792
Periodicals, subscriptions and single copy sales.....		513120-112	12/14	104.458	104.458	104.511	104.511	104.511
Specialized business and professional periodicals, subscriptions and single copy sales.....		513120-1121	12/79	587.633	587.633	589.280	589.280	589.280
General and consumer periodicals, subscriptions and single copy sales.....		513120-1122	12/06	100.399	100.399	100.399	100.399	100.399
Book publishers.....	51313		12/22	111.051	111.041	111.349	110.831	110.841
Book publishers.....	513130		12/22	110.968	110.958	111.264	110.750	110.760

See footnotes at end of table.

Table 11. Producer price indexes for net output of selected industries and their products, not seasonally adjusted — Continued
 [September 2024]

Title ¹	Industry code	Product code	Index base	Unadjusted index ²				
				May 2024	June 2024 ^P	July 2024 ^P	Aug. 2024 ^P	Sept. 2024 ^P
Book publishers - Continued								
Primary services.....		513130-P	12/22	112.340	112.329	112.672	112.096	112.106
Book publishing from print publishers.....		513130-1	12/80	591.394	591.336	593.143	590.106	590.162
Print book publishing.....		513130-101	09/15	143.246	143.232	143.669	142.934	142.948
General adult and juvenile book publishing.....		513130-1011	06/09	115.216	115.131	117.031	114.935	113.964
General adult book publishing.....		513130-10111	06/09	118.387	116.799	117.921	116.326	114.531
Juvenile book publishing.....		513130-10112	06/09	104.881	106.285	108.834	106.375	106.278
Textbook publishing, including teachers' editions and workbooks.....		513130-1012	12/80	950.846	952.455	950.955	954.571	968.557
College textbook publishing.....		513130-10121	12/80	925.993	932.105	926.408	940.142	993.264
Elementary and high school textbook publishing.....		513130-10122	12/02	218.500	218.500	218.500	218.500	218.500
Technical, scientific, and professional book publishing.....		513130-1013	12/80	1,031.923	1,031.923	1,031.923	1,031.923	1,031.923
General reference book publishing.....		513130-1014	12/80	246.907	247.537	243.556	242.143	240.593
Religious book publishing.....		513130-1015	12/80	265.542	262.284	262.060	262.418	262.091
Directory and mailing list publishers.....	51314		12/22	111.390	111.579	112.913	113.286	113.494
Directory and mailing list publishers.....	513140		12/22	111.392	111.582	112.918	113.292	113.500
Primary services.....		513140-P	12/22	111.448	111.646	113.047	113.438	113.656
Directory and mailing list publishing.....		513140-1	12/22	111.448	111.646	113.047	113.438	113.656
Directory and mailing list publishing from print publishers.....		513140-11	12/03	136.447	137.517	137.678	136.748	137.799
Directory and mailing list publishing from print - ad sales incl. phone directory listings.....		513140-111	09/84	294.083	294.083	294.209	294.209	294.209
Directory and mailing list publishing from print - subscription, content, and licensing sales.....		513140-112	01/08	164.796	166.884	167.155	165.340	167.392
Directory and mailing list publishing from Internet publishers.....		513140-12	12/22	111.520	111.520	113.295	114.026	114.056
Other publishers.....	51319		12/22	102.120	101.948	102.154	102.115	102.115
Greeting card publishers.....	513191		12/22	100.251	100.274	100.592	100.628	100.628
Primary services.....		513191-P	12/22	100.148	100.181	100.526	100.567	100.567
Greeting card publishing.....		513191-1	12/22	100.148	100.181	100.526	100.567	100.567
Greeting card publishing from print publishers.....		513191-101	12/85	242.884	242.964	243.800	243.899	243.899
All other publishers.....	513199		12/22	107.989	107.204	107.058	106.782	106.782
Primary services.....		513199-P	12/22	106.989	106.054	105.880	105.551	105.551
All other publishing including yearbooks, art prints, patterns, and trading cards.....		513199-1	12/22	106.989	106.054	105.880	105.551	105.551
All other publishing including yearbooks, art prints, patterns, and trading cards, from print.....		513199-11	12/03	134.003	132.831	132.613	132.201	132.201
Software publishers.....	5132		12/03	100.709	100.407	102.656	101.957	102.615
Software publishers.....	51321		12/03	100.709	100.407	102.656	101.957	102.615
Software publishers.....	513210		12/97	95.198	94.913	97.035	96.378	97.001
Primary services.....		513210-P	12/97	98.846	98.520	101.113	100.114	100.616
Software publishing, except games.....		513210-5	06/06	107.510	107.253	110.316	108.723	110.043
System & application software publishing, excluding maintenance, tech support & games.....		513210-505	05/22	105.586	105.435	107.678	106.082	107.600
System software publishing.....		513210-50501	05/22	107.228	106.542	112.504	111.611	111.246
Application software publishing.....		513210-50502	12/97	113.229	113.766	111.360	108.695	112.812
Desktop and portable device application software publishing.....		513210-505021	06/06	104.940	107.223	103.458	100.554	108.212
Other application software publishing.....		513210-505022	06/06	129.319	128.547	126.900	124.284	126.006
Software maintenance, technical support, and other services related to software publishing.....		513210-506	12/97	208.936	206.740	225.347	222.794	221.692
Game software publishing.....		513210-7	12/13	95.233	93.864	93.753	98.231	90.398
Other receipts.....		513210-SM	12/97	64.549	64.548	63.586	-	-
Broadcasting, except Internet.....	516		12/03	119.103	116.054	114.276	109.684	112.332
Radio and television broadcasting.....	5161		06/01	97.955	98.764	95.232	95.738	98.162
Radio broadcasting.....	51611		12/03	94.210	94.660	87.002	87.731	93.696
Radio broadcasting stations.....	516110		06/88	170.176	170.989	157.152	158.470	169.246
Primary services.....		516110-P	06/88	170.570	171.398	157.242	158.584	169.592
Radio station services.....		516110-1	06/88	180.788	181.666	166.661	168.084	179.751
Radio station advertising sales.....		516110-101	06/88	171.983	172.992	155.729	157.366	170.790
Radio station advertising sales, local.....		516110-10101	12/95	125.559	124.494	113.476	114.876	126.011
Radio station advertising sales, national and regional.....		516110-10102	12/95	123.884	128.920	112.694	113.382	119.860
Other radio station services.....		516110-102	12/03	141.978	141.978	141.978	141.978	141.978
Other receipts.....		516110-SM	12/03	135.769	135.886	136.625	136.810	136.936
Television broadcasting.....	51612		12/03	92.123	93.013	90.923	91.331	92.529
Television broadcasting stations.....	516120		06/01	92.813	93.713	91.605	92.017	93.222
Primary services.....		516120-P	06/01	74.981	75.771	74.158	74.472	75.290
Television station advertising sales.....		516120-3	06/08	73.712	75.031	72.336	72.861	74.226
Other television station broadcasting services.....		516120-4	06/08	117.939	117.939	117.939	117.939	117.939
Other receipts.....		516120-SM	06/01	189.134	182.575	182.835	182.840	189.397

See footnotes at end of table.

Table 11. Producer price indexes for net output of selected industries and their products, not seasonally adjusted — Continued
 [September 2024]

Title ¹	Industry code	Product code	Index base	Unadjusted index ²				
				May 2024	June 2024 ^P	July 2024 ^P	Aug. 2024 ^P	Sept. 2024 ^P
Cable and other subscription programming.....	5162		12/03	135.049	129.574	128.813	120.988	123.840
Cable and other subscription programming.....	51621		12/03	137.374	131.806	131.031	123.072	125.972
Media streaming dist svcs, social networks, and other media networks and content providers.....	516210		12/03	135.155	129.676	128.914	121.083	123.937
Primary services.....		516210-P	12/03	140.749	135.044	134.251	126.095	129.067
Cable networks.....		516210-1	12/03	130.158	124.213	123.918	110.928	105.166
Cable network advertising services.....		516210-11	06/93	156.334	147.188	146.779	128.757	120.762
Cable network programming services.....		516210-12	06/93	297.950	308.992	308.992	308.992	308.992
Radio network and national syndication services.....		516210-3	12/95	115.610	105.141	101.333	106.225	105.837
Telecommunications.....	517		12/03	111.562	111.528	111.654	111.816	111.331
Wired and wireless telecommunications carriers.....	5173		12/17	114.318	114.283	114.412	114.580	114.080
Wired and wireless telecommunications carriers.....	51731		12/17	114.318	114.283	114.412	114.580	114.080
Wired telecommunications carriers.....	517311		12/03	142.478	142.402	142.676	143.007	141.978
Primary products.....		517311-P	12/03	142.282	142.207	142.480	142.810	141.783
Local telephone service, except private lines.....		517311-1	12/03	156.143	155.322	155.639	155.448	156.756
Residence local telephone service.....		517311-111	12/03	174.095	173.529	173.499	173.705	173.904
Business and other local telephone service.....		517311-112	12/03	132.969	131.687	132.595	131.737	134.948
Public switched toll service.....		517311-2	12/03	141.757	142.812	144.531	143.775	142.617
Residence switched toll service.....		517311-21	12/03	223.603	223.025	222.512	222.712	221.528
Business switched toll and other toll service.....		517311-22	12/03	66.498	67.649	69.399	68.637	67.906
Private line telephone service.....		517311-3	12/03	110.397	109.740	109.418	110.933	112.357
All-distance telephone service.....		517311-4	12/11	148.980	151.992	151.960	152.208	153.319
Residential all-distance telephone service.....		517311-401	12/11	161.895	167.481	167.865	168.153	168.536
Business all-distance telephone service.....		517311-402	12/11	137.847	138.645	138.253	138.468	140.205
Video programming distribution.....		517311-5	12/03	195.919	196.887	193.262	190.719	187.818
Video programming subscriber services.....		517311-501	06/93	278.554	280.037	274.480	270.582	266.136
Advertising services.....		517311-502	06/93	140.295	140.295	140.295	140.295	140.295
Internet access services.....		517311-6	06/04	60.929	60.893	61.677	62.484	61.787
Residential Internet access services.....		517311-601	12/11	90.293	90.105	91.543	92.787	91.192
Business Internet access services.....		517311-602	12/11	98.839	99.158	99.662	100.834	101.276
Bundled access services.....		517311-7	12/11	133.922	133.475	134.316	135.120	134.047
Other wired telecommunications services.....		517311-9	12/03	109.617	110.220	109.723	109.403	109.523
Wireless telecommunications carriers.....	517312		06/99	44.937	44.938	44.935	44.942	44.941
Primary services.....		517312-P	06/99	44.413	44.415	44.411	44.418	44.417
Wireless telecommunications services.....		517312-1	06/99	44.413	44.415	44.411	44.418	44.417
Data processing and related services.....	5182		12/03	116.330	115.908	116.121	116.022	115.887
Data processing and related services.....	51821		12/03	116.330	115.908	116.121	116.022	115.887
Data processing, hosting and related services.....	518210		12/00	120.079	119.644	119.864	119.762	119.622
Primary services.....		518210-P	12/00	113.893	113.400	113.649	113.534	113.375
Business process management services.....		518210-1	12/00	104.920	104.920	104.920	104.920	104.995
Data management, information transformation, and related services.....		518210-4	12/00	105.693	105.693	105.651	105.651	105.651
Hosting, ASP, and other IT infrastructure provisioning services.....		518210-5	12/06	117.076	116.190	116.653	116.445	116.125
Other receipts.....		518210-SM	12/00	138.116	138.116	138.116	138.116	138.116
Depository credit intermediation.....	5221		12/03	143.328	144.579	141.515	145.958	145.106
Commercial banking.....	52211		12/03	147.031	148.368	145.081	149.640	148.797
Commercial banking.....	522110		12/03	147.031	148.368	145.081	149.640	148.797
Primary services.....		522110-P	12/03	147.031	148.368	145.081	149.640	148.797
Loan services.....		522110-1	12/03	227.489	225.308	217.018	228.087	222.706
Residential real estate loans, except home equity.....		522110-101	12/03	116.076	95.350	94.567	101.834	95.465
Nonresidential real estate loans.....		522110-102	12/03	519.282	530.576	506.317	529.650	521.628
Home equity loans.....		522110-103	12/03	220.662	222.277	216.152	232.810	220.662
Commercial, industrial, and agricultural loans, except real estate.....		522110-105	12/03	225.624	230.131	221.831	231.458	227.449
New and used auto and truck loans.....		522110-106	12/03	82.299	85.697	81.638	88.084	86.226
Credit cards, overdraft credit, and related plans.....		522110-107	12/03	186.780	193.352	187.514	193.339	189.534
Other loan services.....		522110-108	12/03	112.241	113.542	108.237	112.199	112.442
Deposit services.....		522110-2	12/03	77.951	82.023	82.468	82.309	84.922
Demand deposits.....		522110-201	12/11	125.797	130.306	131.798	133.165	136.689
Time and other deposits.....		522110-202	12/11	156.177	167.028	166.908	164.471	170.608
Trust services.....		522110-3	12/03	102.035	102.068	102.075	98.865	98.865
Other banking services.....		522110-4	12/03	94.892	94.892	95.022	95.932	95.932
Savings institutions.....	52218		12/03	109.409	109.515	109.436	112.810	111.669
Savings institutions and other depository credit intermediation.....	522180		12/03	109.410	109.516	109.437	112.811	111.670
Primary services.....		522180-P	12/03	109.586	109.692	109.613	112.992	111.850
Loan services.....		522180-1	12/03	127.915	131.154	131.224	136.612	135.394

See footnotes at end of table.

Table 11. Producer price indexes for net output of selected industries and their products, not seasonally adjusted — Continued
 [September 2024]

Title ¹	Industry code	Product code	Index base	Unadjusted index ²				
				May 2024	June 2024 ^P	July 2024 ^P	Aug. 2024 ^P	Sept. 2024 ^P
Savings institutions and other depository credit intermediation - Continued								
Residential real estate loans, except home equity.....		522180-101	12/03	88.359	89.824	92.420	93.652	90.756
Nonresidential real estate loans.....		522180-102	12/03	221.297	224.013	219.316	234.554	232.134
Home equity loans.....		522180-103	12/03	334.150	351.498	357.229	369.267	371.391
Commercial, industrial, and agricultural loans, except real estate.....		522180-105	12/03	305.314	308.157	313.977	323.144	317.585
New and used auto and truck loans.....		522180-106	12/03	123.174	126.534	121.823	130.298	129.870
Credit cards, overdraft credit, and related plans.....		522180-109	12/11	164.724	171.406	173.423	173.905	176.333
Other loan services.....		522180-111	12/03	97.826	104.201	101.332	109.551	109.720
Deposit services.....		522180-2	12/03	91.989	85.970	85.582	85.796	84.538
Demand deposits.....		522180-201	12/11	141.146	143.456	145.001	151.852	159.400
Time and other deposits.....		522180-202	12/11	108.522	97.700	96.551	94.702	90.162
Trusts and other banking services.....		522180-3	12/03	197.548	197.548	197.548	197.548	197.548
Security, commodity contracts and like activity.....	523		12/03	280.185	283.638	288.516	289.503	287.816
Securities and commodity contracts intermediation and brokerage.....	5231		06/00	228.925	230.780	233.765	234.775	230.826
Investment banking and securities intermediation.....	52315		12/22	120.898	121.878	123.455	123.988	121.903
Investment banking and securities intermediation.....	523150		12/22	120.898	121.878	123.455	123.988	121.903
Primary services.....		523150-P	12/22	120.898	121.878	123.455	123.988	121.903
Securities brokerage.....		523150-1	12/03	137.248	137.147	139.284	139.333	139.337
Brokerage services.....		523150-101	06/00	56.530	56.350	57.317	57.440	57.440
Brokerage services, equities and ETFs.....		523150-1011	06/00	49.704	49.455	51.367	51.526	51.526
Brokerage services, all other securities.....		523150-1012	06/00	74.659	74.513	74.714	74.825	74.825
Other securities related services including margin lending and mutual fund sales.....		523150-102	06/00	207.040	207.101	210.190	210.105	210.114
Investment banking and securities dealing.....		523150-2	12/03	494.896	501.811	507.435	510.948	496.735
Dealer transactions.....		523150-201	06/00	136.336	140.671	145.638	144.454	128.320
Dealer transactions, equity securities.....		523150-2011	06/05	178.978	187.411	194.468	190.653	159.859
Dealer transactions, debt securities and all other trading.....		523150-2012	06/00	119.615	119.574	123.182	125.309	124.626
Investment banking services.....		523150-202	06/00	295.816	299.432	299.944	305.030	312.715
Other securities dealing services.....		523150-203	12/03	2,479.828	2,487.264	2,489.439	2,516.505	2,503.464
Portfolio management and investment advice.....	52394		12/22	115.757	117.597	120.040	120.361	120.764
Portfolio management and investment advice.....	523940		12/22	115.757	117.597	120.040	120.361	120.764
Primary services.....		523940-P	12/22	115.757	117.597	120.040	120.361	120.764
Portfolio management.....		523940-1	06/02	345.528	349.877	356.832	357.022	358.206
Mutual fund and exchange traded fund management.....		523940-11	06/02	371.228	380.556	386.171	383.474	384.677
Management of equity funds.....		523940-1101	01/17	173.976	180.451	184.325	181.740	182.521
Management of bond funds.....		523940-1102	01/17	104.856	105.675	105.576	106.536	106.834
Management of other funds.....		523940-1103	01/17	117.957	118.107	118.820	119.169	119.121
Private portfolio management.....		523940-12	06/02	328.827	330.820	338.296	339.814	340.973
Management of equity private portfolios.....		523940-1201	01/17	179.991	181.391	185.664	186.411	187.371
Management of bond private portfolios.....		523940-1202	01/17	107.597	107.733	110.204	110.378	110.487
Management of other private portfolios.....		523940-1203	01/17	130.042	130.618	133.138	134.241	134.215
Investment advice.....		523940-2	06/02	249.978	259.034	265.809	269.920	270.867
Investment advisory services.....		523940-21	06/02	249.978	259.034	265.809	269.920	270.867
Insurance carriers and related activities.....	524		12/03	157.249	157.329	157.529	158.126	158.573
Insurance carriers.....	5241		12/03	158.095	158.179	158.345	158.973	159.442
Direct life/health/medical insurance carriers.....	52411		12/03	159.621	159.560	159.636	160.362	160.379
Direct life insurance carriers.....	524113		12/98	116.274	116.275	116.344	117.001	117.016
Primary services.....		524113-P	12/98	116.063	116.064	116.133	116.789	116.803
Life insurance policies.....		524113-1	12/98	110.184	110.186	110.236	111.023	111.023
Individual life insurance policies.....		524113-101	12/98	118.446	118.449	118.455	119.057	119.057
Term life insurance policies.....		524113-10101	12/98	106.658	106.659	106.660	108.864	108.864
Whole life insurance policies.....		524113-10102	12/98	130.196	130.202	130.205	130.939	130.939
Universal life insurance policies.....		524113-10103	12/98	110.918	110.921	110.941	110.941	110.941
Variable-universal and other individual life insurance policies.....		524113-10105	12/17	100.908	100.908	100.908	100.908	100.908
Group life insurance policies.....		524113-102	12/98	89.533	89.533	89.721	91.109	91.109
Annuities.....		524113-2	12/98	154.283	154.270	154.685	154.660	154.882
Variable deferred annuities.....		524113-201	12/98	188.303	188.303	188.327	188.327	188.327
Fixed-rate deferred annuities.....		524113-202	12/98	123.657	123.615	124.634	124.364	124.561
Immediate annuities.....		524113-203	12/98	124.909	124.949	124.777	125.646	127.057
Disability insurance policies.....		524113-3	06/06	102.154	102.154	102.154	102.154	102.154
Direct health and medical insurance carriers.....	524114		12/02	208.676	208.565	208.657	209.518	209.539
Primary services.....		524114-P	12/02	212.019	211.906	211.999	212.874	212.895
Medical service plans.....		524114-1	12/02	221.659	221.542	221.639	222.555	222.577
Comprehensive medical service plans.....		524114-101	12/02	231.064	230.979	231.056	233.132	233.132
Group managed care medical service plans.....		524114-10101	12/02	228.353	228.172	228.189	228.189	228.189

See footnotes at end of table.

Table 11. Producer price indexes for net output of selected industries and their products, not seasonally adjusted — Continued
 [September 2024]

Title ¹	Industry code	Product code	Index base	Unadjusted index ²				
				May 2024	June 2024 ^P	July 2024 ^P	Aug. 2024 ^P	Sept. 2024 ^P
Direct health and medical insurance carriers - Continued								
Group fee-for-service medical service plans.....		524114-10102	12/02	206.710	206.710	207.165	222.309	222.309
Individual comprehensive medical service plans.....		524114-10103	12/02	350.535	350.535	350.560	350.560	350.560
Non-comprehensive medical service plans.....		524114-103	06/07	135.468	135.378	135.449	135.449	135.474
Dental service plans.....		524114-10301	12/02	139.339	139.570	139.940	139.940	140.208
Supplemental Medicare service plans.....		524114-10302	12/02	173.639	173.208	173.246	173.246	173.246
Other medical service plans.....		524114-10303	12/02	177.733	177.733	177.795	177.795	177.795
Indemnity health insurance plans.....		524114-2	12/02	114.259	114.259	114.259	114.262	114.262
Other direct insurance carriers.....	52412		12/98	182.497	182.943	183.355	183.857	185.493
Direct property and casualty insurers.....	524126		06/98	182.631	183.078	183.489	183.992	185.629
Primary services.....		524126-P	06/98	182.787	183.233	183.645	184.148	185.787
Private passenger auto insurance.....		524126-1	06/98	227.745	228.195	228.822	228.915	229.448
Homeowner's insurance.....		524126-2	06/98	252.557	252.839	253.617	253.614	262.334
Commercial auto insurance.....		524126-3	06/98	138.029	137.073	137.877	137.877	137.980
Non-auto liability insurance.....		524126-4	06/98	135.276	136.639	136.741	138.989	138.989
Medical malpractice insurance.....		524126-402	06/98	111.674	111.674	111.674	111.674	111.674
Product and other non-auto liability insurance.....		524126-403	06/98	139.879	141.491	141.613	144.273	144.273
Commercial multiple peril insurance.....		524126-5	06/98	165.630	165.724	165.724	168.225	173.194
Worker's compensation insurance.....		524126-6	06/98	86.241	87.544	87.086	86.982	86.187
Other property and casualty insurance.....		524126-7	12/03	123.066	123.066	123.520	123.519	123.577
Insurance agencies and brokerages.....	52421		12/03	115.956	115.956	116.756	116.756	116.756
Insurance agencies and brokerages.....	524210		12/02	120.056	120.056	120.885	120.885	120.885
Primary services.....		524210-P	12/02	120.958	120.958	121.832	121.832	121.832
Sale of property and casualty insurance.....		524210-1	12/02	122.870	122.870	123.031	123.031	123.031
Sale of personal property and casualty insurance.....		524210-101	06/09	123.115	123.115	123.117	123.117	123.117
Sale of private passenger auto insurance.....		524210-10101	12/02	129.756	129.756	129.756	129.756	129.756
Sale of homeowner's insurance.....		524210-10102	12/02	127.267	127.267	127.267	127.267	127.267
Sale of other personal property and casualty insurance.....		524210-10103	06/09	102.978	102.978	103.003	103.003	103.003
Sale of commercial property and casualty insurance.....		524210-102	12/02	119.705	119.705	120.031	120.031	120.031
Sale of life insurance and annuities.....		524210-2	12/02	109.201	109.201	113.940	113.940	113.940
Sale of health and medical insurance.....		524210-3	12/02	134.430	134.430	135.901	135.901	135.901
Sale of other insurance.....		524210-4	12/02	103.281	103.281	103.281	103.281	103.281
Lessors of nonresidential buildings (except miniwarehouses).....	53112		12/03	140.304	142.999	145.579	144.743	142.665
Lessors of nonresidential buildings.....	531120		12/95	164.144	167.298	170.316	169.339	166.907
Primary services.....		531120-P	12/95	159.506	162.571	165.503	164.554	162.190
Leasing of shopping centers and retail stores.....		531120-1	12/95	139.579	144.436	147.905	150.674	145.968
Leasing of professional and office buildings.....		531120-2	12/95	176.635	175.935	178.099	165.947	166.861
Leasing of manufacturing and industrial buildings.....		531120-3	12/95	149.519	149.675	150.318	149.852	149.864
Leasing of other nonresidential buildings and facilities.....		531120-7	12/02	160.464	169.297	173.826	189.510	184.532
Lessors of miniwarehouse and self storage units.....	53113		12/03	189.347	188.719	188.498	189.362	188.593
Miniwarehouse and self-storage unit operators.....	531130		12/03	189.336	188.708	188.487	189.351	188.582
Primary services.....		531130-P	06/93	287.840	286.886	286.549	287.863	286.694
Miniwarehouse and self-storage unit operation.....		531130-1	06/93	287.840	286.886	286.549	287.863	286.694
Offices of real estate agents and brokers.....	5312		12/03	192.315	193.790	195.328	196.272	196.664
Offices of real estate agents and brokers.....	53121		12/03	192.315	193.790	195.329	196.273	196.665
Offices of real estate agents and brokers.....	531210		12/03	192.190	193.664	195.202	196.145	196.537
Primary services.....		531210-P	12/03	192.214	193.688	195.226	196.170	196.561
Real estate brokerage, residential property sales and leases.....		531210-1	12/95	271.343	274.081	275.965	277.265	277.810
Real estate brokerage, nonresidential property sales and leases including land sales and leases.....		531210-6	12/06	137.070	136.570	138.345	139.092	139.392
Real estate brokerage, nonresidential property sales including land sales.....		531210-601	12/09	149.616	148.598	151.544	152.647	153.145
Real estate brokerage, nonresidential property leases including land leases.....		531210-602	12/09	131.306	131.613	131.635	131.871	131.875
Real estate property managers.....	53131		12/03	134.688	136.633	135.349	135.499	135.729
Residential property managers.....	531311		12/03	145.690	146.889	147.071	146.839	146.932
Primary services.....		531311-P	12/03	147.835	149.052	149.237	149.001	149.095
Residential property management services.....		531311-1	12/95	154.426	155.697	155.890	155.644	155.742
Nonresidential property managers.....	531312		12/03	116.475	119.347	116.172	116.820	117.224
Primary services.....		531312-P	12/03	116.475	119.347	116.172	116.820	117.224
Nonresidential property management services.....		531312-1	12/95	129.323	132.512	128.986	129.706	130.154
Offices of real estate appraisers.....	531320		12/03	113.414	113.607	113.692	113.452	113.452
Primary services.....		531320-P	12/03	115.184	115.380	115.467	115.223	115.223
Real estate appraisal services.....		531320-1	12/95	123.113	123.322	123.415	123.154	123.154
Automotive equipment rental and leasing.....	5321		06/01	148.847	157.291	163.235	158.459	155.136

See footnotes at end of table.

Table 11. Producer price indexes for net output of selected industries and their products, not seasonally adjusted — Continued
 [September 2024]

Title ¹	Industry code	Product code	Index base	Unadjusted index ²				
				May 2024	June 2024 ^P	July 2024 ^P	Aug. 2024 ^P	Sept. 2024 ^P
Passenger car rental and leasing.....	53211		12/03	131.999	143.484	151.398	143.715	139.810
Passenger car rental.....	532111		12/91	193.744	210.602	222.217	210.941	205.210
Primary services.....		532111-P	12/91	192.753	209.524	221.080	209.861	204.160
Standard passenger car rental.....		532111-2	12/91	175.592	196.343	210.211	196.206	188.825
Passenger car rental for business travel.....		532111-211	12/98	91.439	106.685	111.420	100.731	97.742
Passenger car rental for leisure travel.....		532111-221	12/98	174.670	192.382	207.818	196.128	188.221
Replacement passenger car rental.....		532111-3	12/91	285.752	286.811	289.413	289.244	290.304
Truck, utility trailer and RV rental and leasing.....	53212		12/03	142.318	142.192	142.455	144.960	143.747
Truck, utility trailer, and RV rental and leasing.....	532120		06/91	163.360	163.216	163.517	166.391	164.999
Primary services.....		532120-P	06/91	160.124	159.951	160.272	163.512	161.987
Rental of trucks, truck trailers, RVs.....		532120-1	06/91	162.549	163.327	162.274	165.097	161.048
Leasing of trucks, truck trailers, and RVs.....		532120-4	06/91	150.185	149.477	150.567	153.871	153.871
Other receipts.....		532120-SM	06/91	177.392	177.528	177.622	176.868	176.827
Other heavy machinery rental and leasing.....	532412		12/03	139.073	139.925	139.492	139.851	139.629
Primary services.....		532412-P	12/03	120.908	121.812	121.353	121.687	121.449
Construction equipment rental and leasing.....		532412-1	12/03	131.017	132.400	131.698	132.208	131.845
Oilfield and well drilling equipment rental and leasing.....		532412-2	12/03	99.554	99.554	99.554	99.554	99.554
Other receipts.....		532412-SM	12/03	217.319	217.319	217.319	217.704	217.715
Legal services.....	5411		12/96	292.862	292.104	293.209	293.545	291.856
Offices of lawyers.....	54111		12/96	292.862	292.104	293.209	293.545	291.856
Offices of lawyers.....	541110		12/96	292.862	292.104	293.209	293.545	291.856
Primary services.....		541110-P	12/96	291.965	291.209	292.310	292.646	290.963
Labor and employment legal services.....		541110-A	12/14	133.408	132.623	132.506	132.921	132.944
Other legal services.....		541110-C	12/14	122.850	122.850	122.850	122.850	122.850
Real estate legal services.....		541110-2	12/96	272.484	271.862	272.206	270.564	267.210
Civil negligence legal services.....		541110-3	12/96	220.874	221.154	221.562	222.644	223.016
Defendant representation.....		541110-301	12/96	280.123	280.254	281.146	283.026	283.354
Plaintiff representation.....		541110-302	12/96	153.464	153.828	153.828	154.195	154.562
Wills, estate planning, and probate.....		541110-6	12/96	261.269	261.269	261.269	261.269	261.269
Business and commercial legal services.....		541110-9	12/14	174.354	173.595	174.785	175.088	173.427
Tax legal services.....		541110-901	12/14	190.131	190.101	189.926	190.014	190.043
Intellectual property legal services.....		541110-902	12/14	162.558	159.989	158.935	158.695	146.699
Bankruptcy and other business and commercial legal services.....		541110-903	12/14	175.798	175.391	177.143	177.575	178.063
Offices of certified public accountants.....	541211		12/03	149.812	146.301	146.518	146.629	147.503
Primary services.....		541211-P	12/03	153.464	150.840	150.850	150.958	151.936
Other accounting services.....		541211-A	12/08	120.735	118.891	120.186	126.346	128.019
Financial auditing.....		541211-4	06/95	189.116	187.961	188.566	187.563	188.822
Tax preparation and planning.....		541211-5	06/95	202.252	195.420	193.344	190.485	191.271
Bookkeeping and compilation.....		541211-9	12/08	149.812	149.582	151.365	152.181	152.294
Other accounting services.....	541219		12/03	157.517	161.231	162.740	164.067	164.067
Primary services.....		541219-P	12/03	157.678	161.396	162.906	164.234	164.234
Other accounting services (non-CPA firms).....		541219-1	12/03	157.678	161.396	162.906	164.234	164.234
Architectural, engineering and related services.....	5413		12/96	193.562	193.889	193.471	193.486	193.486
Architectural services.....	54131		12/03	127.868	127.868	128.332	128.396	128.396
Architectural services.....	541310		12/96	154.401	154.401	154.963	155.040	155.040
Primary services.....		541310-P	12/96	158.132	158.132	158.772	158.860	158.860
Residential building projects.....		541310-1	12/96	176.448	176.448	176.448	176.448	176.448
Nonresidential building projects.....		541310-7	12/10	115.677	115.677	116.312	116.398	116.398
Commercial and industrial building projects.....		541310-71	09/19	107.093	107.093	107.093	107.093	107.093
Institutional building projects.....		541310-72	09/19	110.120	110.120	111.252	111.407	111.407
Other architectural services, incl. historic restoration & architectural consulting services.....		541310-8	12/10	146.316	146.316	146.316	146.316	146.316
Engineering services.....	54133		12/03	159.491	159.802	159.312	159.314	159.314
Engineering services.....	541330		12/96	201.349	201.741	201.122	201.124	201.124
Primary services.....		541330-P	12/96	203.679	203.964	203.262	203.262	203.262
Building related engineering projects.....		541330-1	12/96	181.024	181.130	180.272	180.272	180.272
Residential building engineering projects.....		541330-101	12/09	109.046	109.046	109.046	109.046	109.046
Commercial, public, and institutional building engineering projects.....		541330-102	12/09	135.639	135.897	135.846	135.846	135.846
Industrial and manufacturing plant and process engineering projects.....		541330-103	12/09	128.534	128.534	127.523	127.523	127.523
Non-building related engineering projects.....		541330-2	12/96	217.784	218.201	217.629	217.629	217.629
Transportation engineering projects.....		541330-201	12/09	138.959	139.923	139.332	139.332	139.332
Highway and roadway engineering projects.....		541330-20101	12/09	133.330	134.244	133.752	133.752	133.752
Other transportation engineering projects, including mass transit engineering projects.....		541330-20102	12/09	147.181	148.220	147.466	147.466	147.466

See footnotes at end of table.

Table 11. Producer price indexes for net output of selected industries and their products, not seasonally adjusted — Continued
 [September 2024]

Title ¹	Industry code	Product code	Index base	Unadjusted index ²				
				May 2024	June 2024 ^P	July 2024 ^P	Aug. 2024 ^P	Sept. 2024 ^P
Engineering services - Continued								
Municipal utility and power generation and distribution engineering projects.		541330-202	12/09	149.739	149.739	148.811	148.811	148.811
All other non-building related engineering projects.		541330-203	12/09	157.370	157.370	157.343	157.343	157.343
Other receipts.		541330-SM	12/96	180.338	181.711	181.862	181.882	—
Management and technical consulting services.	5416		06/06	132.987	135.615	132.025	132.274	132.511
Management consulting services.	54161		06/06	132.988	135.618	132.025	132.274	132.510
Management consulting services.	541610		06/06	134.437	137.911	133.136	133.318	133.466
Primary services.		541610-P	06/06	135.843	140.063	134.244	134.367	134.438
Administrative and general management consulting services.		541610-1	06/06	157.516	165.446	154.696	154.789	154.800
Marketing consulting services.		541610-3	06/06	67.464	67.464	67.464	67.464	67.464
Process, physical distribution and logistics consulting services.		541610-4	06/06	128.000	129.064	127.956	128.223	128.731
Human resources consulting services.		541610-5	06/06	119.114	117.605	117.962	118.625	118.896
Advertising agencies.	54181		12/03	125.007	124.609	124.609	124.682	124.372
Advertising agencies.	541810		06/95	151.536	151.054	151.054	151.142	150.767
Primary services.		541810-P	06/95	154.644	154.116	154.115	154.212	153.801
Advertising agency services.		541810-4	09/21	110.348	109.971	109.971	110.040	109.747
Advertising creative services billed separately.		541810-401	06/95	143.316	141.243	141.243	141.243	142.067
Advertising placement services, including bundled placement and creative services.		541810-402	06/95	165.162	165.211	165.210	165.367	164.337
Other advertising services billed separately.		541810-403	12/08	102.598	102.598	102.598	102.598	102.598
Employment services.	5613		12/96	159.829	159.400	160.430	159.563	163.606
Employee leasing services.	56133		12/03	130.489	130.489	130.489	130.489	135.500
Professional employer organizations.	561330		12/03	130.489	130.489	130.489	130.489	135.500
Primary services.		561330-P	06/94	168.773	168.773	168.773	168.773	175.276
Co-employment staffing.		561330-1	06/94	168.773	168.773	168.773	168.773	175.276
Staffing services (except PEOs).	56138		12/10	136.138	135.490	137.046	135.738	137.805
Staffing services (except PEOs).	561380		12/10	136.127	135.480	137.035	135.727	137.794
Primary services.		561380-P	12/10	136.951	136.293	137.878	136.548	138.651
Temporary help services.		561380-1	06/94	179.616	178.510	180.842	178.861	181.944
Temporary help services, office and clerical.		561380-101	06/94	193.739	194.740	194.638	196.034	195.187
Temporary help services, light and heavy industrial.		561380-102	06/94	187.595	184.154	188.043	184.852	186.307
Temporary help services, technical and professional.		561380-103	06/94	102.551	103.137	103.731	102.376	103.739
Temporary help services, medical.		561380-104	06/94	181.931	174.703	175.182	170.598	186.234
Temporary help services, other.		561380-105	06/94	183.913	185.600	191.761	192.256	195.699
Employment placement services.		561380-2	12/03	138.503	138.821	139.505	138.880	139.076
Executive search services.		561380-3	12/06	109.485	112.422	109.919	112.581	110.641
Travel agencies.	56151		12/03	106.775	106.412	107.842	107.856	107.857
Travel agencies.	561510		12/89	119.630	119.223	120.827	120.843	120.844
Primary services.		561510-P	12/89	118.737	118.134	120.510	120.533	120.535
Flight bookings.		561510-1	12/89	90.708	89.869	93.131	93.103	92.556
Domestic flight bookings.		561510-111	12/89	80.881	81.390	83.378	83.627	83.793
International flight bookings.		561510-112	12/89	72.315	70.845	74.031	73.834	72.982
Other travel agency services, except flight bookings.		561510-2	12/89	178.339	177.874	179.753	179.842	180.485
Hotel and car rental bookings.		561510-211	12/89	191.982	191.962	199.018	198.835	198.861
Hotel bookings.		561510-2111	12/11	113.827	113.812	117.950	117.835	117.846
Car rental bookings.		561510-2112	12/11	83.658	84.204	96.246	97.465	98.361
Cruise and tour bookings.		561510-222	06/02	110.612	109.667	109.817	110.082	111.390
Cruise bookings.		561510-2221	12/11	117.041	115.865	116.092	116.217	117.493
Packaged tour bookings.		561510-2222	12/11	79.232	79.219	79.066	79.843	81.186
All other travel agency services.		561510-233	06/02	135.077	135.077	135.526	135.526	135.526
Security guards and patrol services.	561612		12/04	171.851	172.589	172.876	172.796	173.505
Primary services.		561612-P	12/04	171.643	172.380	172.667	172.587	173.295
Security guard services.		561612-1	12/04	171.643	172.380	172.667	172.587	173.295
Janitorial services.	56172		12/03	141.477	141.590	141.857	141.796	141.796
Janitorial services.	561720		12/94	167.357	167.492	167.807	167.735	167.735
Primary services.		561720-P	12/94	168.345	168.486	168.818	168.742	168.742
Janitorial cleaning services.		561720-5	12/94	168.345	168.486	168.818	168.742	168.742
Nonresidential cleaning services.		561720-51	06/03	140.056	140.184	140.484	140.415	140.415
Residential cleaning services.		561720-52	06/03	166.937	166.937	166.937	166.937	166.937
Waste collection.	5621		12/03	193.275	192.393	191.767	191.384	193.652
Waste collection.	56211		12/03	193.276	192.394	191.768	191.385	193.653
Solid waste collection.	562111		12/03	193.286	192.404	191.779	191.398	193.665
Primary services.		562111-P	06/93	268.955	267.755	266.696	265.918	269.225

See footnotes at end of table.

Table 11. Producer price indexes for net output of selected industries and their products, not seasonally adjusted — Continued
 [September 2024]

Title ¹	Industry code	Product code	Index base	Unadjusted index ²				
				May 2024	June 2024 ^P	July 2024 ^P	Aug. 2024 ^P	Sept. 2024 ^P
Solid waste collection - Continued								
Solid waste collection services.....		562111-2	06/93	268.955	267.755	266.696	265.918	269.225
Offices of physicians.....	6211		12/96	146.222	146.376	146.333	146.336	146.373
Offices of physicians.....	62111		12/96	146.222	146.376	146.333	146.336	146.373
Offices of physicians, except mental health.....	621111		12/93	157.579	157.745	157.698	157.702	157.742
Primary services.....		621111-P	12/93	158.320	158.491	158.443	158.446	158.488
One and two physician practices and single specialty group practices.....		621111-4	12/93	149.032	149.272	149.095	149.095	149.095
General/family practice.....		621111-411	12/93	167.249	167.388	167.366	167.366	167.366
Internal medicine.....		621111-412	12/99	129.843	129.843	129.843	129.843	129.843
General surgery and other surgical specialties.....		621111-413	12/99	116.633	116.625	115.787	115.787	115.787
Pediatrics.....		621111-414	12/93	254.308	257.087	256.984	256.984	256.984
Obstetrics/gynecology.....		621111-415	12/93	148.795	148.795	148.795	148.795	148.795
Other specialty.....		621111-419	12/99	127.480	127.480	127.480	127.480	127.480
Multispecialty group practice.....		621111-5	12/93	193.222	193.224	193.510	193.522	193.675
Offices of dentists.....	6212		06/10	137.126	137.274	137.264	137.264	137.264
Offices of dentists.....	62121		06/10	137.126	137.274	137.264	137.264	137.264
Offices of dentists.....	621210		06/10	137.129	137.277	137.267	137.267	137.267
Primary services.....		621210-P	06/10	137.358	137.508	137.498	137.498	137.498
Dental visits and consultations.....		621210-1	06/10	147.166	147.709	147.709	147.709	147.709
Private insurance patients: dental visits and consultations.....		621210-11	06/14	137.583	138.367	138.367	138.367	138.367
Medicare, Medicaid and all other patients: dental visits and consultations.....		621210-12	06/14	130.911	130.999	130.999	130.999	130.999
Dental surgical intervention services.....		621210-2	06/10	121.322	121.322	121.322	121.322	121.322
Private insurance patients: dental surgical intervention services.....		621210-21	06/14	115.935	115.935	115.935	115.935	115.935
Medicare, Medicaid and all other patients: dental surgical intervention services.....		621210-22	06/14	118.540	118.540	118.540	118.540	118.540
Dental non-surgical intervention services.....		621210-3	06/10	136.125	136.066	136.047	136.047	136.047
Private insurance patients: dental non-surgical intervention services.....		621210-31	06/14	123.801	123.689	123.689	123.689	123.689
Medicare, Medicaid and all other patients: dental non-surgical intervention services.....		621210-32	06/14	131.681	131.705	131.662	131.662	131.662
Medical and diagnostic laboratories.....	6215		12/03	104.218	104.218	104.218	104.146	104.146
Medical and diagnostic laboratories.....	62151		12/03	104.218	104.218	104.218	104.146	104.146
Medical laboratories.....	621511		12/03	100.975	100.975	100.975	100.867	100.867
Primary services.....		621511-P	06/94	120.126	120.126	120.126	119.997	119.997
Medical laboratory services.....		621511-2	06/94	120.126	120.126	120.126	119.997	119.997
Medicare patients.....		621511-23	06/14	79.631	79.631	79.631	79.631	79.631
Medicaid patients.....		621511-24	06/14	95.319	95.319	95.319	95.319	95.319
Private insurance patients.....		621511-25	06/14	98.270	98.270	98.270	98.270	98.270
All other patients.....		621511-26	06/14	103.748	103.748	103.748	103.118	103.118
Diagnostic imaging centers.....	621512		12/03	108.892	108.892	108.892	108.892	108.892
Primary services.....		621512-P	06/94	114.259	114.259	114.259	114.259	114.259
Diagnostic imaging services.....		621512-4	06/94	114.259	114.259	114.259	114.259	114.259
Medicare and Medicaid patients.....		621512-41	06/14	91.572	91.572	91.572	91.572	91.572
Private insurance and all other patients.....		621512-42	06/14	106.175	106.175	106.175	106.175	106.175
Home health care services.....	6216		12/96	164.645	164.682	164.967	164.967	165.078
Home health care services.....	62161		12/96	164.645	164.682	164.967	164.967	165.078
Home health care services.....	621610		12/96	164.714	164.751	165.036	165.036	165.148
Primary services.....		621610-P	12/96	158.660	158.698	158.991	158.991	159.106
Medicare and Medicaid patients.....		621610-3	12/03	133.972	133.972	134.321	134.321	134.459
Medicare patients.....		621610-31	12/96	139.815	139.815	139.815	139.815	139.815
Medicaid patients.....		621610-32	12/03	148.835	148.835	149.510	149.510	149.775
Private insurance and all other patients.....		621610-4	12/03	156.191	156.319	156.319	156.319	156.319
Private insurance patients.....		621610-41	06/14	112.620	112.620	112.620	112.620	112.620
All other patients.....		621610-42	06/14	155.901	156.044	156.044	156.044	156.044
Other receipts.....		621610-SM	12/96	303.240	303.240	303.240	303.240	303.245
All other ambulatory health care services.....	62199		06/06	135.957	136.036	136.917	137.258	137.639
Blood and organ banks.....	621991		06/06	135.950	136.030	136.911	137.251	137.633
Primary services.....		621991-P	06/06	134.254	134.334	135.233	135.572	135.970
Human blood services.....		621991-1	06/06	120.573	120.706	121.489	121.923	122.234
Human red blood and whole blood services.....		621991-12	06/06	117.376	117.640	118.313	118.455	118.467
Human blood plasma services.....		621991-13	06/06	120.152	120.205	121.003	121.706	122.123
Human blood platelet and other blood services.....		621991-14	06/06	136.242	136.314	137.364	137.655	138.389
Human organ, bone, tissue, and other bank services.....		621991-2	06/06	191.376	191.276	192.647	192.679	193.403
Other receipts.....		621991-SM	06/06	164.441	164.491	164.041	164.320	163.747
Hospitals.....	622		12/92	235.941	235.984	236.476	237.343	237.708

See footnotes at end of table.

Table 11. Producer price indexes for net output of selected industries and their products, not seasonally adjusted — Continued
 [September 2024]

Title ¹	Industry code	Product code	Index base	Unadjusted index ²				
				May 2024	June 2024 ^P	July 2024 ^P	Aug. 2024 ^P	Sept. 2024 ^P
General medical and surgical hospitals.....	6221		12/03	171.568	171.593	171.998	172.689	172.961
General medical and surgical hospitals.....	62211		12/03	171.539	171.565	171.970	172.660	172.932
General medical and surgical hospitals.....	622110		12/92	236.788	236.823	237.382	238.335	238.710
Primary services.....		622110-P	12/92	244.950	244.987	245.566	246.551	246.939
Certain infectious and parasitic diseases.....		622110-201	06/08	135.346	134.062	132.346	132.346	132.346
Neoplasms.....		622110-202	12/17	134.223	135.030	135.030	134.623	134.623
Diseases of the blood & blood-forming organs & certain disorders involving the immune mechanism.....		622110-203	12/17	133.165	133.165	133.182	133.182	133.182
Endocrine, nutritional and metabolic diseases.....		622110-204	12/17	109.267	109.267	109.089	110.675	110.675
Mental and behavioural disorders.....		622110-205	12/17	137.424	137.679	137.679	140.444	140.444
Diseases of the nervous system.....		622110-206	12/17	112.699	112.699	112.939	113.391	113.391
Diseases of the circulatory system.....		622110-209	06/08	136.474	136.447	136.680	136.896	136.896
Diseases of the respiratory system.....		622110-210	12/17	123.011	123.023	125.015	125.014	125.014
Diseases of the digestive system.....		622110-211	06/08	157.967	158.304	159.021	158.955	159.697
Diseases of the skin and subcutaneous tissue.....		622110-212	06/08	121.219	121.222	121.385	121.337	121.337
Diseases of the musculoskeletal system and connective tissue.....		622110-213	06/08	154.576	154.802	155.800	155.971	155.871
Diseases of the genitourinary system.....		622110-214	12/17	115.685	116.121	116.121	116.329	116.329
Pregnancy, childbirth and the puerperium.....		622110-215	06/08	187.523	189.511	190.212	192.386	192.386
Certain conditions originating in the perinatal period.....		622110-216	06/08	153.463	153.909	154.443	161.226	161.828
Symptoms, signs and abnormal clinical and laboratory findings, not elsewhere classified.....		622110-218	12/17	120.722	119.060	119.346	120.141	120.141
Injury, poisoning and certain other consequences of external causes.....		622110-219	12/17	116.968	116.968	116.945	116.945	118.717
Factors influencing health status and contact with health services.....		622110-221	12/17	121.595	121.763	121.678	121.767	121.767
Other diseases.....		622110-223	12/17	116.034	116.916	117.181	119.349	119.349
Psychiatric and substance abuse hospitals.....	6222		12/03	172.316	172.316	172.111	173.243	173.243
Psychiatric and substance abuse hospitals.....	62221		12/03	172.316	172.316	172.111	173.243	173.243
Psychiatric and substance abuse hospitals.....	622210		12/92	202.999	202.999	202.758	204.091	204.091
Primary services.....		622210-P	12/92	202.990	202.990	202.748	204.081	204.081
Psychiatric hospitals.....		622210-3	12/92	209.336	209.336	209.015	210.788	210.788
Medicare patients: psychiatric hospitals.....		622210-31	06/14	122.865	122.865	122.908	122.908	122.908
Medicaid patients: psychiatric hospitals.....		622210-32	06/14	163.119	163.119	163.761	166.729	166.729
Private insurance and all other patients: psychiatric hospitals.....		622210-33	06/14	129.399	129.399	128.872	129.585	129.585
Other specialty hospitals.....	6223		12/03	173.895	174.105	173.629	172.507	172.759
Other specialty hospitals.....	62231		12/03	173.895	174.105	173.629	172.507	172.759
Other specialty hospitals.....	622310		12/92	260.659	260.974	260.259	258.576	258.949
Primary services.....		622310-P	12/92	296.690	297.093	296.179	294.028	293.863
Specialty, except psychiatric and substance abuse, hospitals.....		622310-6	12/92	296.690	297.093	296.179	294.028	293.863
Medicare patients.....		622310-61	06/14	118.606	119.096	117.864	116.534	116.345
Medicaid patients.....		622310-62	06/14	145.021	141.397	141.779	139.727	139.727
Private insurance and all other patients.....		622310-63	06/14	109.740	110.375	110.417	110.088	110.088
Nursing care facilities.....	6231		12/03	181.477	181.304	184.161	185.568	185.632
Nursing care facilities.....	62311		12/03	181.477	181.303	184.161	185.567	185.631
Nursing care facilities.....	623110		12/94	275.330	275.067	279.402	281.535	281.632
Primary services.....		623110-P	12/94	273.941	273.663	278.244	280.498	280.595
Medicare and Medicaid patients.....		623110-1	12/94	267.431	267.514	273.307	273.654	273.823
Medicaid patients.....		623110-101	06/12	154.384	154.460	159.818	160.139	160.295
Medicare patients.....		623110-102	06/12	122.674	122.674	122.674	122.674	122.674
Private insurance and all other patients.....		623110-3	12/94	286.300	285.526	288.513	293.398	293.398
Private insurance patients.....		623110-301	06/14	89.663	89.663	91.368	91.368	91.368
All other patients.....		623110-302	06/14	138.646	138.196	139.405	142.242	142.242
Residential developmental disability homes.....	62321		12/03	244.648	244.614	249.479	249.369	249.387
Residential developmental disability homes.....	623210		12/03	244.639	244.604	249.494	249.384	249.402
Primary services.....		623210-P	12/03	244.890	244.850	250.435	250.308	250.308
Residential intellectual and developmental disability services.....		623210-1	12/03	244.890	244.850	250.435	250.308	250.308
Medicaid patients.....		623210-11	06/14	157.253	157.220	159.941	159.838	159.838
Non-Medicaid patients.....		623210-12	06/14	171.735	171.735	179.219	179.219	179.219
Amusement and theme parks.....	7131		06/06	220.652	220.074	219.059	210.619	209.992
Amusement and theme parks.....	71311		06/06	220.309	219.733	218.718	210.291	209.666
Amusement and theme parks.....	713110		06/06	220.294	219.717	218.702	210.273	209.647
Primary services.....		713110-P	06/06	215.073	214.380	213.294	204.352	203.747
Amusement and theme park admissions.....		713110-1	06/06	229.335	223.020	222.407	211.393	212.119
Amusement and theme park food and beverage sales.....		713110-2	06/06	212.870	223.312	223.312	217.831	215.247
Amusement and theme park merchandise sales, games, and other services.....		713110-3	06/06	173.751	185.329	174.942	169.344	162.977
Other receipts.....		713110-SM	06/06	290.456	292.278	292.836	295.857	294.911

See footnotes at end of table.

Table 11. Producer price indexes for net output of selected industries and their products, not seasonally adjusted — Continued
 [September 2024]

Title ¹	Industry code	Product code	Index base	Unadjusted index ²				
				May 2024	June 2024 ^P	July 2024 ^P	Aug. 2024 ^P	Sept. 2024 ^P
Golf courses and country clubs.	71391		12/05	161.719	165.433	166.795	166.677	166.720
Golf courses and country clubs.	713910		12/05	161.720	165.435	166.797	166.679	166.722
Primary services.		713910-P	12/05	161.927	165.905	167.301	167.212	167.212
Membership dues and fees.		713910-1	12/05	180.438	181.367	183.081	182.898	182.898
Greens and guest fees.		713910-2	12/05	119.352	128.027	128.918	128.918	128.918
Food and beverage sales.		713910-3	12/05	180.982	186.766	188.074	188.074	188.074
Equipment rentals and all other golf services.		713910-4	12/05	139.348	139.348	140.903	140.903	140.903
Fitness and recreational sports centers.	71394		12/04	121.857	115.893	119.286	116.113	120.415
Fitness and recreational sports centers.	713940		12/04	121.860	115.894	119.288	116.114	120.418
Primary services.		713940-P	12/04	117.618	111.101	114.808	111.254	115.956
Fitness and recreational facility memberships.		713940-1	12/04	107.896	98.397	103.198	98.596	104.685
Recreational facility admissions, classes, and other fitness center services.		713940-2	12/04	150.613	154.206	154.206	154.206	154.206
Other receipts.		713940-SM	12/04	137.291	137.291	137.291	138.055	138.055
Accommodation.	721		12/96	198.361	205.900	202.585	201.861	200.172
Accommodation.	7211		12/96	198.361	205.900	202.585	201.861	200.172
Hotels (exc casino hotels) and motels.	72111		12/03	175.684	185.709	182.312	180.097	178.726
Hotels and motels, except casino hotels.	721110		12/03	175.697	185.724	182.326	180.108	178.737
Primary services.		721110-P	12/03	178.191	188.435	184.915	182.529	181.158
Guestroom rental.		721110-1	12/03	182.279	195.250	190.366	187.548	185.246
Limited service hotels and motels guestroom rental.		721110-101	06/93	205.176	212.620	217.546	214.650	208.765
Full service hotels and motels guestroom rental.		721110-102	06/93	285.581	306.013	290.479	290.399	294.178
Luxury and resort hotels guestroom rental.		721110-103	06/93	261.115	284.296	278.398	269.803	261.215
Hotel and motel food and beverage and related services.		721110-2	12/03	160.212	159.876	160.647	160.567	161.293
Hotel and motel food and nonalcoholic beverage and related services.		721110-201	12/03	156.893	156.453	157.381	157.364	157.984
Hotel and motel alcoholic beverage and related services.		721110-202	12/03	177.739	177.915	177.915	177.521	178.776
Other hotel and motel services.		721110-5	12/10	162.104	165.949	168.296	165.217	170.112
Other receipts.		721110-SM1	12/10	183.624	188.157	190.501	199.047	196.067
Casino hotels.	72112		12/03	135.191	132.940	131.699	134.682	133.255
Casino hotels.	721120		12/03	135.170	132.920	131.678	134.661	133.234
Primary services.		721120-P	12/03	136.731	134.425	133.144	136.178	134.724
Casino hotel guestroom rental.		721120-1	06/01	153.485	143.149	143.712	157.245	145.383
Casino hotel food and beverage and related services.		721120-2	12/03	232.752	232.731	233.176	233.167	233.213
Casino hotel food and nonalcoholic beverage and related services.		721120-201	12/03	207.876	207.876	208.466	208.442	208.503
Casino hotel alcoholic beverage and related services.		721120-202	12/03	304.186	304.103	304.103	304.142	304.142
Casino gaming receipts.		721120-5	06/01	115.294	114.451	112.470	113.583	114.284
Other casino hotel services.		721120-6	06/11	122.758	123.017	123.017	123.017	123.017
Other receipts.		721120-SM1	06/11	136.709	137.209	138.419	139.758	139.333
Commercial machinery repair and maintenance.	8113		06/06	200.636	202.500	202.500	205.445	205.474
Commercial machinery repair and maintenance.	81131		06/06	200.659	202.523	202.523	205.469	205.498
Commercial machinery repair and maintenance.	811310		06/06	200.584	202.448	202.448	205.393	205.422
Primary services.		811310-P	06/06	181.711	183.462	183.462	186.160	186.188
Maintenance and repair services for agricultural, construction, and mining machinery.		811310-5	12/13	174.036	174.852	174.852	176.341	176.341
Maintenance and repair services for commercial and service industry machinery.		811310-6	12/13	161.510	161.510	161.510	166.560	166.560
Maintenance and repair services for industrial machinery.		811310-7	12/13	130.753	131.437	131.437	133.537	133.537
Maintenance and repair services for general purpose machinery.		811310-8	12/13	142.110	150.343	150.343	148.358	148.554
Special indexes								
New nonresidential building construction by contractor type/region.	236400		02/14	160.628	161.189	162.378	162.294	162.465
General contractors.		236400-1	02/14	157.245	158.410	160.323	160.339	160.323
General contractors, Northeast.		236400-11	02/14	146.641	146.624	147.973	148.092	147.771
General contractors, South.		236400-12	02/14	160.245	160.447	161.549	161.549	161.546
General contractors, Midwest.		236400-13	02/14	145.481	145.391	145.872	145.886	145.950
General contractors, West.		236400-14	02/14	170.475	174.774	179.383	179.356	179.447
Plumbing, heating, and air conditioning contractors.		236400-221	02/14	150.730	151.080	151.382	151.191	150.923
Plumbing, heating, and air conditioning contractors, Northeast.		236400-2211	02/14	178.745	178.745	178.839	178.839	178.618
Plumbing, heating, and air conditioning contractors, South.		236400-2212	02/14	147.305	147.665	148.072	149.687	149.723
Plumbing, heating, and air conditioning contractors, Midwest.		236400-2213	02/14	139.083	139.070	139.155	139.063	139.627
Plumbing, heating, and air conditioning contractors, West.		236400-2214	02/14	142.218	143.172	143.696	140.802	139.337
Electrical contractors.		236400-222	02/14	175.821	175.989	178.654	178.714	178.817
Electrical contractors, Northeast.		236400-2221	02/14	181.913	182.431	185.192	185.297	185.517
Electrical contractors, South.		236400-2222	02/14	172.634	172.634	175.453	175.453	175.504
Electrical contractors, Midwest.		236400-2223	02/14	163.833	163.833	165.659	165.803	166.008
Electrical contractors, West.		236400-2224	02/14	185.909	186.201	189.305	189.345	189.345
Roofing contractors.		236400-223	02/14	178.669	178.717	180.491	180.325	180.078

See footnotes at end of table.

Table 11. Producer price indexes for net output of selected industries and their products, not seasonally adjusted — Continued
 [September 2024]

Title ¹	Industry code	Product code	Index base	Unadjusted index ²				
				May 2024	June 2024 ^p	July 2024 ^p	Aug. 2024 ^p	Sept. 2024 ^p
New nonresidential building construction by contractor type/region - Continued								
Roofing contractors, Northeast.....		236400-2231	02/14	156.997	157.388	155.827	154.428	154.428
Roofing contractors, South.....		236400-2232	02/14	—	201.052	203.052	203.048	202.849
Roofing contractors, Midwest.....		236400-2233	02/14	177.241	176.200	177.137	177.176	176.857
Roofing contractors, West.....		236400-2234	02/14	159.968	160.271	164.025	164.073	163.749
Poured concrete foundation and structure contractors.....		236400-224	02/14	168.041	168.084	168.242	167.857	167.776
Poured concrete foundation and structure contractors, Northeast.....		236400-2241	02/14	155.929	155.941	154.527	153.931	153.931
Poured concrete foundation and structure contractors, South.....		236400-2242	02/14	180.653	180.749	183.108	182.122	182.200
Poured concrete foundation and structure contractors, Midwest.....		236400-2243	02/14	160.878	161.031	160.518	160.706	160.506
Poured concrete foundation and structure contractors, West.....		236400-2244	02/14	164.011	163.908	162.506	162.457	162.250
New nonresidential building construction by region.....	236500		02/14	160.910	161.477	162.680	162.601	162.786
New nonresidential building construction, Northeast.....		236500-1	02/14	169.463	169.287	170.789	170.850	171.758
New nonresidential building construction, South.....		236500-2	02/14	157.745	157.912	158.678	158.801	158.988
New nonresidential building construction, Midwest.....		236500-3	02/14	152.869	152.821	153.130	152.949	153.063
New nonresidential building construction, West.....		236500-4	02/14	166.287	168.228	170.455	170.104	169.924
Nonresidential building maintenance & repair.....	2381MR		04/09	153.249	153.383	153.742	153.935	154.044
General medical and surgical hospitals by patient type.....	62211A							
Medicare patients.....		62211A-2	12/92	196.666	196.070	196.070	196.333	196.333
Medicaid patients.....		62211A-4	12/92	160.285	160.028	160.470	160.470	160.470
Private insurance and all other patients.....		62211A-6	12/92	312.687	313.591	314.852	317.165	317.896
Private insurance patients.....		62211A-61	06/14	137.106	137.547	138.144	139.129	139.491
All other patients.....		62211A-62	06/14	129.547	129.598	129.799	130.968	130.968
Premiums for property and casualty insurance ³	924126		06/98	174.447	174.663	174.945	175.190	176.134
Primary services.....		924126-P	06/98	174.615	174.831	175.113	175.359	176.304
Premiums for private passenger auto insurance.....		924126-1	06/98	214.902	215.270	215.758	215.833	216.261
Premiums for homeowner's insurance.....		924126-2	06/98	247.564	247.768	248.415	248.441	254.282
Premiums for commercial auto insurance.....		924126-3	06/98	123.496	123.169	123.413	123.413	123.413
Premiums for non-auto liability insurance.....		924126-4	06/98	127.386	127.977	128.132	129.066	129.066
Premiums for medical malpractice insurance.....		924126-402	06/98	118.282	118.282	118.282	118.282	118.282
Premiums for product and other non-auto liability insurance.....		924126-403	06/98	128.770	129.466	129.649	130.749	130.749
Premiums for commercial multiple peril insurance.....		924126-5	06/98	142.977	143.015	143.015	144.349	145.197
Premiums for worker's compensation insurance.....		924126-6	06/98	96.591	96.589	96.222	96.140	96.135
Premiums for other property and casualty insurance.....		924126-7	12/03	120.872	120.872	121.008	121.008	121.008

¹ Industry and product class indexes may include products not shown separately.

² All indexes are subject to revision for 4 months after their originally scheduled publication to incorporate late reports and corrections by survey respondents.

³ The special index for 924126, in which prices reflect premiums only, contrasts with the index shown elsewhere in this table for NAICS 524126, where prices reflect premiums plus the amount of investment income earned on the invested portion of the premium.

p Preliminary

"—" Data not available.

n.e.c. = Not elsewhere classified.

NOTE: Titles of some industries and products are not shown in this table because they fail to meet our publication criteria.

Table 12. Producer price index percentage changes for the net output of selected industries and their products, not seasonally adjusted
 [September 2024]

Title ¹	Industry code	Product code	Unadjusted 12-month percent change ²	Unadjusted 1-month percent change ²				
			Sept. 2023 to Sept. 2024 ^P	Apr. to May	May to June ^P	June to July ^P	July to Aug. ^P	Aug. to Sept. ^P
Logging.....	1133		-3.3	0.0	0.0	0.4	0.6	-0.1
Logging.....	11331		-3.3	0.0	0.0	0.4	0.6	-0.1
Logging.....	113310		-3.3	0.0	0.0	0.4	0.6	-0.1
Primary products.....		113310-P	-3.3	0.0	0.0	0.4	0.6	-0.1
Secondary products and miscellaneous receipts.....		113310-SM						
Mining								
Total mining industries.....			-13.4	-2.1	1.1	2.1	-3.8	-6.9
Oil and gas extraction.....	211		-26.5	-4.3	2.9	3.0	-7.1	-12.7
Oil and gas extraction.....	2111		-26.5	-4.3	2.9	3.0	-7.1	-12.7
Crude petroleum and natural gas extraction.....	211111		-27.3	-4.7	2.9	3.5	-7.0	-14.2
Primary products.....		211111-P	-27.3	-4.7	2.9	3.5	-7.0	-14.2
Crude petroleum.....		211111-1	-27.9	-7.3	-0.3	3.6	-4.6	-16.7
Natural gas (from the wellhead).....		211111-3	-22.9	18.5	27.0	2.9	-21.6	4.7
Natural gas liquids extraction.....	211112		-20.0	-1.4	3.2	-0.4	-8.0	-1.8
Primary products.....		211112-P	-20.0	-1.4	3.2	-0.5	-8.0	-1.8
Natural gas liquids.....		211112-1	-15.8	-3.1	-1.1	-1.8	-6.6	0.0
Isopentane and natural gasoline.....		211112-11	-12.9	-6.4	1.2	-0.5	-3.3	0.3
Propane.....		211112-12	0.0	12.0	16.0	5.4	-9.3	-12.7
Butane.....		211112-13	13.2	-10.8	15.1	0.1	-4.1	2.5
Plant condensate, ethane, gas mixtures, and other natural gas liquids.....		211112-14	-25.3	-4.3	-8.7	-4.9	-7.3	3.6
Residue gas shipped from natural gas liquids plants.....		211112-3	-35.8	10.5	32.6	6.6	-14.5	-10.9
Mining (except oil & gas).....	212		10.2	1.4	-1.5	1.1	0.5	0.8
Coal mining.....	2121		7.3	0.8	-1.6	0.1	3.5	-1.7
Coal mining.....	21211		7.3	0.8	-1.6	0.1	3.5	-1.7
Coal mining.....	212110		7.3	0.8	-1.6	0.1	3.5	-1.7
Primary products.....		212110-P	7.3	0.8	-1.6	0.1	3.5	-1.7
Coal, utility sold.....		212110-1	9.8	1.4	-1.9	0.2	4.1	-1.7
Bituminous coal and lignite surface mining (utility sold).....		212110-11	0.8	11.1	-9.5	2.4	4.5	-7.9
Raw bituminous and lignite from surface mining operations (utility sold).....		212110-111	-0.3	-0.5	-3.0	-0.3	2.9	-3.4
Processed bituminous coal and lignite surface operations (utility sold).....		212110-113	0.9	14.6	-11.3	3.2	5.0	-9.3
Bituminous coal underground mining (utility sold).....		212110-12	13.5	-2.9	1.5	-0.7	3.9	0.9
Raw bituminous coal shipped from underground mining operations (utility sold).....		212110-121	11.1	-6.8	0.2	1.6	2.6	0.8
Processed bituminous coal shipped from underground mines (utility sold).....		212110-123	13.8	-2.3	1.7	-1.1	4.1	0.9
Coal exports.....		212110-4	-9.4	-4.0	0.0	-0.2	0.5	-2.8
Coal non-utility sold (including anthracite).....		212110-5	3.1	0.2	0.3	0.0	0.0	0.0
Secondary products and miscellaneous receipts.....		212110-SM						
Metal ore mining.....	2122		17.1	3.0	-3.3	2.6	-2.6	4.1
Iron ore mining.....	21221		0.3	0.3	-0.7	2.1	0.0	0.0
Iron ore mining.....	212210		0.3	0.3	-0.7	2.1	0.0	0.0
Primary products.....		212210-P	0.3	0.3	-0.7	2.1	0.0	0.0
Iron ore (including crude, concentrates, agglomerates and pellets).....		212210-0	0.3	0.3	-0.7	2.1	0.0	0.0
Copper, nickel, lead & zinc mining.....	21223		15.7	10.4	-8.5	5.0	-7.6	3.6
Copper, nickel, lead and zinc mining.....	212230		15.7	10.4	-8.5	5.0	-7.6	3.6
Primary products.....		212230-P	14.7	10.9	-9.7	5.7	-8.0	4.1
Secondary products and miscellaneous receipts.....		212230-SM						
Nonmetallic mineral mining & quarrying.....	2123		5.6	0.2	-0.1	0.6	0.6	-0.1
Stone mining & quarrying.....	21231		7.7	-0.2	0.3	0.6	1.3	0.0
Dimension stone mining and quarrying.....	212311		7.1	0.0	0.0	0.0	0.0	0.0
Primary products.....		212311-P	7.2	0.0	0.0	0.0	0.0	0.0
Dimension stone.....		212311-0	7.2	0.0	0.0	0.0	0.0	0.0
Secondary products and miscellaneous receipts.....		212311-SM						
Crushed and broken limestone mining.....	212312		8.1	0.0	0.0	0.3	1.5	0.0
Primary products.....		212312-P	8.3	0.0	0.0	0.3	1.5	0.0
Crushed and broken limestone.....		212312-0	8.3	0.0	0.0	0.3	1.5	0.0
Secondary products and miscellaneous receipts.....		212312-SM						
Crushed and broken granite mining.....	212313		5.5	-1.3	1.5	0.6	2.2	0.0

See footnotes at end of table.

Table 12. Producer price index percentage changes for the net output of selected industries and their products, not seasonally adjusted — Continued
 [September 2024]

Title ¹	Industry code	Product code	Unadjusted 12-month percent change ²	Unadjusted 1-month percent change ²				
				Sept. 2023 to Sept. 2024 ^P	Apr. to May	May to June ^P	June to July ^P	July to Aug. ^P
Crushed and broken granite mining - Continued								
Primary products.....		212313-P	5.5	-1.3	1.5	0.6	2.2	0.0
Crushed and broken granite.....		212313-0	5.5	-1.3	1.5	0.6	2.2	0.0
Secondary products and miscellaneous receipts.....		212313-SM						
Other crushed and broken stone mining.....	212319		8.2	0.0	0.0	2.3	0.0	0.0
Primary products.....		212319-P	8.6	0.0	0.0	2.4	0.0	0.0
Bituminous limestone and sandstone, and other crushed and broken stone.....		212319-0	8.6	0.0	0.0	2.4	0.0	0.0
Secondary products and miscellaneous receipts.....		212319-SM						
Sand/gravel/clay/refractory minerals mining.....	21232		7.9	1.1	-0.3	0.9	0.0	-0.2
Construction sand and gravel mining.....	212321		8.4	1.4	-0.3	1.0	0.1	-0.2
Primary products.....		212321-P	8.6	1.4	-0.3	1.0	0.1	-0.2
Construction sand and gravel (run of pit/bank, washed, screened, etc).....		212321-0	8.6	1.4	-0.3	1.0	0.1	-0.2
Construction sand and gravel, Midwest.....		212321-02	8.3	1.2	-0.2	0.0	-0.4	-0.6
Construction sand and gravel, West.....		212321-04	9.9	2.0	-0.5	2.1	0.5	0.0
Secondary products and miscellaneous receipts.....		212321-SM						
Miscellaneous receipts.....		212321-M	4.6	0.0	0.0	0.0	0.0	0.0
Kaolin, clay, and ceramic and refractory minerals mining.....	212323		5.5	-0.2	-0.3	0.7	-0.1	0.0
Primary products.....		212323-P	5.5	-0.2	-0.3	0.7	-0.1	0.0
Bentonite.....		212323-2	3.5	0.8	0.2 ^P	0.9	0.0	0.0
Secondary products and miscellaneous receipts.....		212323-SM						
Other nonmetallic mineral mining & quarrying.....	21239		-5.9	-0.6	-0.5	-0.1	-0.3	0.0
Other nonmetallic mineral mining and quarrying.....	212390		-5.9	-0.6	-0.5	-0.1	-0.3	0.0
Primary products.....		212390-P	-5.9	-0.6	-0.5	-0.1	-0.3	0.0
Rock salt.....		212390-5	-	0.0	0.0	0.0	0.0	-
All other nonmetallic minerals, including gypsum.....		212390-9	-3.4	-3.7	-1.2	0.2	-0.5	0.0
Secondary and miscellaneous.....		212390-SM						
Mining support activities.....	213		3.4	-0.1	-1.0	0.3	1.2	0.3
Mining support activities.....	2131		3.4	-0.1	-1.0	0.3	1.2	0.3
Mining support activities.....	21311		3.4	-0.1	-1.0	0.3	1.2	0.3
Drilling oil and gas wells.....	213111		-1.5	0.0	0.0	-0.2	-0.2	0.0
Primary services.....		213111-P	-1.5	0.0	0.0	-0.2	-0.2	0.0
Oil and gas well directional drilling control.....		213111-03	-2.5	0.0	0.4	-2.6	0.0	0.0
Drilling oil and gas wells, including drilling in, spudding in or tailing in.....		213111-04	-1.3	0.0	0.0	0.0	-0.2	0.0
Reworking oil and gas wells.....		213111-05	-3.2	0.0	0.0	-0.4	0.0	0.0
Support activities for oil and gas operations.....	213112		5.2	-0.1	-1.5	0.6	1.7	0.4
Primary services.....		213112-P	5.2	-0.1	-1.5	0.6	1.8	0.4
Oil and gas field support services.....		213112-0	5.2	-0.1	-1.5	0.6	1.8	0.4
Secondary products and miscellaneous receipts.....		213112-SM						
Support activities for coal mining.....	213113		2.3	-0.1	0.3	0.8	-0.1	0.0
Primary services.....		213113-P	2.3	-0.1	0.3	0.8	-0.1	0.0
Coal mining services.....		213113-0	2.3	-0.1	0.3	0.8	-0.1	0.0
Support activities for metal and nonmetallic minerals mining.....	213118		2.0	0.0	0.0	-1.7	-0.1	-0.2
Primary services.....		213118-P	2.0	0.0	0.0	-1.7	-0.1	-0.2
Support activities for metal and nonmetallic minerals mining.....		213118-1	2.0	0.0	0.0	-1.7	-0.1	-0.2
Utilities.....	221		0.5	2.3	5.8	1.8	-0.9	2.0
Electric power generation, transmission, and distribution.....	2211		0.3	3.2	6.5	2.2	-1.0	2.6
Electric power generation.....	22111		-1.7	13.9	2.6	13.4	1.5	7.9
Electric power generation.....	221110		-1.7	13.9	2.6	13.4	1.5	7.9
Primary products.....		221110-P	-1.7	14.2	2.6	13.7	1.5	8.1
Utilities.....		221110-4	-3.0	-1.4	-1.4	9.8	-0.5	-1.7
Non-utilities.....		221110-5	-0.9	34.0	6.4	17.1	3.1	15.7
Secondary products and miscellaneous receipts.....		221110-SM						
Electric power transmission, control, and distribution.....	22112		0.8	0.0	8.0	-1.8	-2.0	0.3
Electric bulk power transmission and control.....	221121		2.2	0.2	-0.7	-3.1	2.8	0.2
Primary products.....		221121-P	2.2	0.2	-0.7	-3.1	2.8	0.2
Electric bulk power transmission and control.....		221121-3	2.2	0.2	-0.7	-3.1	2.8	0.2
Electric power distribution.....	221122		0.7	0.0	8.4	-1.7	-2.2	0.3
Primary products.....		221122-P	1.7	0.0	6.2	-0.5	-0.8	0.6

See footnotes at end of table.

Table 12. Producer price index percentage changes for the net output of selected industries and their products, not seasonally adjusted — Continued
 [September 2024]

Title ¹	Industry code	Product code	Unadjusted 12-month percent change ²	Unadjusted 1-month percent change ²				
				Sept. 2023 to Sept. 2024 ^P	Apr. to May	May to June ^P	June to July ^P	July to Aug. ^P
Electric power distribution - Continued								
Residential electric power.....		221122-41	2.5	0.5	3.4	-0.6	-1.0	1.2
New England residential electric power.....		221122-411	-0.4	0.0	-0.1	-8.4	-1.2	0.0
Middle Atlantic residential electric power.....		221122-412	5.8	0.4	2.5	1.6	-1.5	0.1
East North Central residential electric power.....		221122-413	7.4	-1.1	7.2	-0.3	-0.3	0.1
West North Central residential electric power.....		221122-414	5.6	-0.5	12.2	1.9	0.9	-1.2
South Atlantic residential electric power.....		221122-415	1.0	0.8	4.4	-0.1	-0.2	0.8
East South Central residential electric power.....		221122-416	1.3	-1.6	3.5	-0.6	0.3	-0.1
West South Central residential electric power.....		221122-417	-1.3	2.1	1.7	0.5	-5.8	8.9
Mountain residential electric power.....		221122-418	6.8	4.4	0.1	1.1	0.0	-1.0
Pacific residential electric power.....		221122-419	0.6	0.1	0.9	-2.9	0.1	0.2
Commercial electric power.....		221122-42	1.2	0.0	8.7	-0.9	-1.1	0.2
New England commercial electric power.....		221122-421	-2.7	0.0	-0.4	-6.3	-0.5	0.0
Middle Atlantic commercial electric power.....		221122-422	1.8	1.5	13.6	1.4	-6.4	-1.6
East North Central commercial electric power.....		221122-423	4.5	-1.3	7.2	0.1	-0.1	0.0
West North Central commercial electric power.....		221122-424	7.2	-1.0	9.7	3.8	1.7	-2.3
South Atlantic commercial electric power.....		221122-425	-1.8	-0.1	0.2	-0.6	-0.7	1.1
East South Central commercial electric power.....		221122-426	-0.8	-3.2	4.3	-0.6	0.1	-0.1
West South Central commercial electric power.....		221122-427	-1.5	0.4	6.7	-0.3	-1.6	5.0
Mountain commercial electric power.....		221122-428	4.0	3.3	0.0	3.6	0.0	-3.5
Pacific commercial electric power.....		221122-429	2.0	0.0	21.5	-4.3	0.0	0.3
Industrial electric power.....		221122-43	0.7	-1.4	8.4	0.8	0.2	-0.2
New England industrial electric power.....		221122-431	-6.3	-3.3	0.8	7.7	-1.1	-2.8
Middle Atlantic industrial electric power.....		221122-432	11.3	-0.7	4.0	5.8	-0.8	0.0
East North Central industrial electric power.....		221122-433	8.9	-3.9	6.0	-1.5	-0.3	1.0
West North Central industrial electric power.....		221122-434	2.4	0.7	8.8	3.2	2.2	-5.6
South Atlantic industrial electric power.....		221122-435	3.6	2.0	0.5	-0.9	-0.7	0.7
East South Central industrial electric power.....		221122-436	-5.5	-4.1	5.0	-0.5	-0.2	-2.0
West South Central industrial electric power.....		221122-437	-4.3	-2.7	5.4	0.2	-6.9	8.9
Mountain industrial electric power.....		221122-438	-13.1	0.5	9.3	14.0	15.7	-10.4
Pacific industrial electric power.....		221122-439	0.6	0.1	25.2	-3.3	0.0	0.2
Transportation electric power.....		221122-45	-2.1	-2.5	7.1	-1.2	-1.2	-0.3
Secondary products and miscellaneous receipts.....		221122-SM						
Miscellaneous receipts.....		221122-M	0.1	0.0	0.2	0.0	0.0	0.0
Natural gas distribution.....	2212		1.2	-1.2	3.0	0.2	-0.7	-0.4
Natural gas distribution.....	22121		1.2	-1.2	3.0	0.2	-0.7	-0.4
Natural gas distribution.....	221210		1.2	-1.2	3.0	0.2	-0.7	-0.4
Primary products.....		221210-P	1.9	-1.2	2.7	0.5	-0.7	0.3
Natural gas to ultimate consumers.....		221210-11	-0.5	-1.4	3.0	0.6	-0.9	0.1
Residential natural gas.....		221210-112	1.3	-1.5	2.0	0.4	-0.2	0.7
New England residential natural gas.....		221210-1121	7.5	-19.1	-0.4	-0.8	-1.0	0.6
Middle Atlantic residential natural gas.....		221210-1122	4.4	-0.1	-0.1	0.6	-0.8	1.7
East North Central residential natural gas.....		221210-1123	0.9	-2.6	7.3	1.0	-0.8	-0.3
West North Central residential natural gas.....		221210-1124	0.1	2.1	-0.5	1.5	-1.0	0.3
South Atlantic residential natural gas.....		221210-1125	4.8	0.3	2.4	1.9	-0.4	1.9
East South Central residential natural gas.....		221210-1126	4.0	-0.8	-2.9	10.9	1.5	-1.5
West South Central residential natural gas.....		221210-1127	3.8	-4.4	2.6	1.4	0.1	0.1
Mountain residential natural gas.....		221210-1128	-21.0	0.4	0.1	-14.6	0.5	-0.4
Pacific residential natural gas.....		221210-1129	3.7	2.2	2.2	3.7	1.6	0.7
Commercial natural gas.....		221210-113	-0.4	-3.2	2.5	0.0	-1.0	-0.1
New England commercial natural gas.....		221210-1131	18.1	-24.9	-0.3	-0.5	-1.9	0.9
Middle Atlantic commercial natural gas.....		221210-1132	4.3	-0.6	0.6	1.0	-2.8	2.2
East North Central commercial natural gas.....		221210-1133	9.1	-3.2	6.1	0.6	-1.7	-0.1
West North Central commercial natural gas.....		221210-1134	-0.8	1.7	3.4	1.7	-1.8	1.6
South Atlantic commercial natural gas.....		221210-1135	-1.7	1.2	2.1	0.6	-0.6	-1.2
East South Central commercial natural gas.....		221210-1136	-3.9	3.1	4.9	8.4	-2.1	-1.9
West South Central commercial natural gas.....		221210-1137	-0.6	-4.1	2.0	0.4	-1.2	-1.4
Mountain commercial natural gas.....		221210-1138	-31.8	-0.2	-0.1	-20.0	0.1	-0.8
Pacific commercial natural gas.....		221210-1139	-1.3	-0.6	3.6	8.2	3.7	-2.5
Industrial natural gas.....		221210-114	-6.1	-2.2	1.5	1.3	-1.9	1.0
New England industrial natural gas.....		221210-1141	20.2	-25.5	-0.6	-1.1	-5.3	1.2
Middle Atlantic industrial natural gas.....		221210-1142	-9.0	-0.2	0.8	6.7	-3.6	3.5
East North Central industrial natural gas.....		221210-1143	-3.2	-6.4	5.8	0.9	-5.8	2.7
West North Central industrial natural gas.....		221210-1144	-8.9	1.1	-3.6	4.4	-3.7	-1.0

See footnotes at end of table.

Table 12. Producer price index percentage changes for the net output of selected industries and their products, not seasonally adjusted — Continued
 [September 2024]

Title ¹	Industry code	Product code	Unadjusted 12-month percent change ²	Unadjusted 1-month percent change ²				
				Sept. 2023 to Sept. 2024 ^P	Apr. to May	May to June ^P	June to July ^P	July to Aug. ^P
Natural gas distribution - Continued								
South Atlantic industrial natural gas.....		221210-1145	6.5	-1.0	4.2	3.3	-1.2	3.2
East South Central industrial natural gas.....		221210-1146	-0.2	-3.2	5.6	7.1	-0.1	-1.1
West South Central industrial natural gas.....		221210-1147	-7.6	-2.4	-0.2	1.3	-0.2	1.7
Mountain industrial natural gas.....		221210-1148	-14.5	0.0	0.1	-12.2	2.3	0.0
Pacific industrial natural gas.....		221210-1149	-10.4	2.3	1.8	-0.5	-0.5	-1.6
To electric power.....		221210-115	-2.1	-0.3	4.6	0.9	-1.6	-0.7
Delivered to ultimate consumers for the account of others (transportation only).....		221210-12	15.3	-0.4	1.2	0.1	0.4	1.5
Industrial consumer.....		221210-122	26.2	-0.2	1.8	0.3	-0.1	2.9
Other consumers.....		221210-123	8.7	-0.5	0.8	-0.1	0.7	0.6
Secondary products and miscellaneous receipts.....		221210-SM						
Miscellaneous receipts.....		221210-M	0.7	0.0	0.3	0.1	-0.2	0.0
Construction industries								
New industrial building construction.....	236211		0.2	0.4	0.1	0.0	0.0	0.1
Primary products.....		236211-P	0.2	0.4	0.1	0.0	0.0	0.1
New warehouse building construction.....	236221		0.0	0.0	-0.1	0.1	-0.1	0.0
Primary products.....		236221-P	0.0	0.0	-0.1	0.1	-0.1	0.0
New school building construction.....	236222		1.8	-0.2	0.1	1.4	0.0	0.1
Primary products.....		236222-P	1.8	-0.2	0.1	1.4	0.0	0.1
New office building construction.....	236223		2.2	0.0	1.1	1.2	-0.2	0.3
Primary products.....		236223-P	2.2	0.0	1.1	1.2	-0.2	0.3
New health care building construction.....	236224		0.3	0.0	0.1	0.3	0.4	-0.1
Primary products.....		236224-P	0.3	0.0	0.1	0.3	0.4	-0.1
Concrete contractors, nonresidential building work.....	23811X		3.1	0.1	0.1	0.1	-0.2	0.0
Primary products.....		23811X-P	3.1	0.1	0.1	0.1	-0.2	0.0
Roofing contractors, nonresidential building work.....	23816X		2.2	-0.3	0.0	0.8	0.0	-0.1
Primary products.....		23816X-P	2.2	-0.3	0.0	0.8	0.0	-0.1
Electrical contractors, nonresidential building work.....	23821X		2.3	0.0	0.1	1.2	0.1	0.1
Primary products.....		23821X-P	2.3	0.0	0.1	1.2	0.1	0.1
Plumbing, heating and air-conditioning contractors, nonresidential building work.....	23822X		0.9	0.0	0.1	0.2	0.0	-0.1
Primary products.....		23822X-P	0.9	0.0	0.1	0.2	0.0	-0.1
Manufacturing								
Total manufacturing industries.....			-2.4	-1.0	-0.4	0.9	-0.3	-1.1
Food mfg.....	311		2.5	0.3	0.7	0.5	-0.1	0.9
Animal food mfg.....	3111		-3.4	1.1	-0.1	0.2	-0.5	-0.2
Animal food mfg.....	31111		-3.4	1.1	-0.1	0.2	-0.5	-0.2
Dog and cat food manufacturing.....	311111		0.6	0.0	0.0	0.0	0.0	0.0
Primary products.....		311111-P	0.6	0.0	0.0	0.0	0.0	0.0
Dog food.....		311111-1	0.7	0.0	0.0	0.0	0.0	0.0
Canned dog food.....		311111-11	2.0	0.0	0.0	0.0	0.0	0.0
Dry and semi moist dog food.....		311111-14	0.4	0.0	0.0	0.0	0.0	0.0
Cat food.....		311111-4	0.5	0.0	0.0	0.0	0.0	0.0
Canned cat food.....		311111-44	0.5	0.0	0.0	0.0	0.0	0.0
Dry and semi moist cat food.....		311111-45	0.6	0.0	0.0	0.0	0.0	0.0
Secondary products and miscellaneous receipts.....		311111-SM						
Miscellaneous receipts.....		311111-M1	0.0	0.0	0.0	0.0	0.0	0.0
Other animal food manufacturing.....	311119		-6.5	2.1	-0.2	0.4	-0.9	-0.4
Primary products.....		311119-P	-6.8	2.2	-0.2	0.4	-1.0	-0.4
Complete swine feed, supplements, concentrates, and premixes.....		311119-B	9.2	15.2	0.0	0.0	-1.5	-1.2
Complete beef cattle feed, supplements, concentrates, and premixes.....		311119-H	-7.7	0.5	-0.5	1.1	-1.6	-0.7
Poultry, exc. chicken and turkey, and livestock, exc. cattle and swine, feed.....		311119-N	-0.7	-0.4	0.0	0.0	-0.1	0.0
Pet (excluding dog and cat), laboratory, and fur animal feed.....		311119-R	-9.9	-0.5	0.1	-3.6	0.5	-0.4
Chicken and turkey feed, supplements, concentrates, and premixes.....		311119-1	-15.5	1.2	-1.1	0.5	-0.6	-1.4
Complete dairy cattle feed, supplements, concentrates, and premixes.....		311119-5	-3.7	-1.1	0.6	1.7	-1.7	2.1
Other prepared animal feeds, including feeding materials and adjuncts.....		311119-9	-7.1	0.1	1.3	0.0	-1.1	-0.7
Secondary products and miscellaneous receipts.....		311119-SM						
Miscellaneous receipts.....		311119-M	-4.0	0.1	1.5	0.0	0.4	0.0
Secondary products.....		311119-S	-0.5	0.0	0.0	-0.1	-0.1	0.0
Grain & oilseed milling.....	3112		-7.1	0.0	-0.3	1.3	-1.5	-0.4

See footnotes at end of table.

Table 12. Producer price index percentage changes for the net output of selected industries and their products, not seasonally adjusted — Continued
 [September 2024]

Title ¹	Industry code	Product code	Unadjusted 12-month percent change ²	Unadjusted 1-month percent change ²				
				Sept. 2023 to Sept. 2024 ^P	Apr. to May	May to June ^P	June to July ^P	July to Aug. ^P
Flour milling & malt mfg.	31121		-6.9	1.9	-1.1	-1.2	-0.5	0.0
Flour milling.	311211		-8.6	2.7	-1.8	-1.6	-0.7	0.3
Primary products.		311211-P	-8.4	2.8	-1.9	-1.7	-0.7	0.3
Prepared flour mixes, including refrigerated and frozen doughs and batters, made in flour mills.		311211-A	3.5	0.0	0.0	0.1	3.8	0.0
Wheat flour (except flour mixes), made in flour mills.		311211-1	-4.9	4.6	-2.7	-1.7	-0.6	1.2
Wheat mill products, except flour.		311211-4	-32.8	3.3	-2.8	-1.5	-6.4	-4.0
Corn mill products.		311211-7	-5.1	0.8	-1.1	-2.1	-0.3	1.1
Other grain mill products.		311211-9	-15.1	1.5	0.2	-3.7	-2.2	-0.8
Secondary products and miscellaneous receipts.		311211-SM						
Miscellaneous receipts.		311211-M	-17.7	-0.1	2.0	-1.0	-8.8	-2.6
Rice milling.	311212		-3.9	0.2	0.4	-0.2	-0.2	-0.8
Primary products.		311212-P	-3.9	0.2	0.4	-0.2	-0.2	-0.8
Milled rice and byproducts.		311212-0	-3.9	0.2	0.4	-0.2	-0.2	-0.8
Milled rice (incl second heads, screenings, brewers, bran, sharps, rice flour, and byproducts).		311212-04	-6.5	0.4	1.2	0.3	0.0	-1.1
Head rice not packaged with other ingredients.		311212-06	-4.0	-0.1	-0.2	-0.8	-0.6	-0.7
Malt manufacturing.		311213	-0.4	0.0	0.1	0.0	-0.1	0.0
Primary products.		311213-P	-0.5	0.0	0.1	0.0	-0.1	0.0
Malt and malt byproducts.		311213-0	-0.5	0.0	0.1	0.0	-0.1	0.0
Secondary products and miscellaneous receipts.		311213-SM1						
Starch & vegetable fats & oils mfg.	31122		-9.4	-0.7	-0.1	2.5	-2.1	-0.8
Wet corn milling and starch manufacturing.	311221		-6.0	3.4	0.0	2.1	-0.7	-1.4
Primary products.		311221-P	-5.6	3.4	0.0	2.2	-0.7	-1.4
Wet process corn byproducts.		311221-A	-21.6	1.3	3.2	-7.0	-1.0	-1.4
Corn sweeteners, made by wet milling.		311221-1	-4.4	7.3	-0.7	4.9	-2.4	-0.8
Manufactured starch, made by wet milling.		311221-4	-5.5	0.0	-0.3	2.7	3.6	-1.8
Secondary products and miscellaneous receipts.		311221-SM						
Soybean and other oilseed processing.	311224		-11.2	-1.4	0.0	3.1	-3.1	-1.4
Primary products.		311224-P	-6.8	-0.3	0.0	2.1	-2.6	-1.2
Cottonseed cake, meal, hulls, and other byproducts.		311224-B	-5.0	1.1	0.7	-1.7	-3.2	4.2
Cottonseed cake and meal.		311224-B1	2.7	3.4	0.9	-3.9	-3.5	9.2
Soybean oil.		311224-3	2.9	-1.7	0.3	1.3	-1.8	0.3
Crude soybean oil, degummed, made from soybeans crushed in the same establishment.		311224-31	57.2	-0.3	0.1	0.2	-0.1	0.0
Soybean oil, all other types.		311224-32	-32.5	-3.7	0.5	3.1	-4.3	0.7
Soybean cake, meal, and other byproducts.		311224-4	-9.1	2.2	-0.2	0.4	-1.6	-1.4
Soybean cake and meal.		311224-41	-6.6	1.6	0.7	-0.3	-1.9	-1.3
Other soybean products, including isolates and concentrates.		311224-42	-28.3	8.7	-9.2	8.2	0.9	-2.4
Cotton linters.		311224-7	41.8	0.3	18.0	9.0	8.5	5.1
Other crude and refined vegetable oils and other vegetable mill products.		311224-9	-4.4	0.7	-0.3	-0.1	0.1	-0.9
Other crude vegetable oils, including linseed, peanut, sunflower, safflower, etc.		311224-91	-3.1	0.9	-0.7	-0.3	0.4	-0.6
Other vegetable oil mill products, including all oil seed cake and meal.		311224-93	-5.2	0.5	0.1	0.1	0.1	-1.2
Secondary products and miscellaneous receipts.		311224-SM						
Miscellaneous products.		311224-M	33.8	14.6	5.1	2.9	-1.2	-3.0
Fats and oils refining and blending.	311225		-6.7	-3.1	-0.7	0.5	-0.5	1.3
Primary products.		311225-P	-6.3	-4.3	-0.4	1.0	-1.5	1.6
Shortening and cooking oils.		311225-2	-7.8	-6.2	0.1	1.2	-1.7	2.1
Margarine, butter blends, and butter substitutes.		311225-4	-	1.6	-2.0	0.1	-0.7	-
Secondary products and miscellaneous receipts.		311225-SM						
Secondary products.		311225-S	-8.0	1.8	-2.2	-1.9	4.4	0.4
Breakfast cereal manufacturing.	31123		2.7	0.0	0.0	0.0	0.0	0.9
Breakfast cereal manufacturing.	311230		2.7	0.0	0.0	0.0	0.0	0.9
Primary products.		311230-P	2.9	0.0	0.0	0.0	0.0	1.0
Breakfast cereal.		311230-1	2.9	0.0	0.0	0.0	0.0	1.0
Secondary products and miscellaneous receipts.		311230-SM						
Sugar & confectionery product mfg.	3113		13.6	-1.7	2.3	-0.7	0.6	0.4
Sugar mfg.	31131		11.6	0.3	-0.4	0.1	-0.6	-1.0
Beet sugar manufacturing.	311313		24.8	-0.1	-0.4	0.2	-0.1	0.0
Primary products.		311313-P	24.9	-0.1	-0.4	0.2	-0.1	0.0
Beet sugar.		311313-0	24.9	-0.1	-0.4	0.2	-0.1	0.0

See footnotes at end of table.

Table 12. Producer price index percentage changes for the net output of selected industries and their products, not seasonally adjusted — Continued
 [September 2024]

Title ¹	Industry code	Product code	Unadjusted 12-month percent change ²	Unadjusted 1-month percent change ²					
			Sept. 2023 to Sept. 2024 ^P	Apr. to May	May to June ^P	June to July ^P	July to Aug. ^P	Aug. to Sept. ^P	
Beet sugar manufacturing - Continued									
Secondary products and miscellaneous receipts.....		311313-SM1							
Cane sugar manufacturing.....	311314		4.4	0.5	-0.5	0.0	-0.9	-1.7	
Primary products.....		311314-P	4.4	0.6	-0.5	0.0	-1.0	-1.7	
Raw cane sugar and sugarcane mill products and byproducts.....		311314-1	-1.4	0.1	-0.9	-0.1	-1.6	-2.1	
Refined granulated cane sugar and byproducts.....		311314-3	8.3	0.8	-0.2	0.0	-0.6	-1.5	
Secondary products and miscellaneous receipts.....		311314-SM							
Nonchocolate confectionery mfg.....	31134		1.5	0.1	0.0	0.0	0.1	0.2	
Nonchocolate confectionery manufacturing.....	311340		1.5	0.1	0.0	0.0	0.1	0.2	
Primary products.....		311340-P	1.5	0.1	0.0	0.0	0.1	0.2	
Nonchocolate-type confectioneries.....		311340-5	1.8	0.2	0.0	0.0	0.1	0.0	
Other confectionery-type products.....		311340-7	5.1	0.0	0.0	0.0	0.0	5.1	
Secondary products and miscellaneous receipts.....		311340-SM							
Chocolate and confectionery manufacturing.....	31135		22.7	-3.9	5.5	-1.5	1.7	1.5	
Chocolate and confectionery mfg. from cacao.....	311351		52.7	-9.8	13.7	-5.2	4.0	-0.3	
Primary products.....		311351-P	52.6	-9.9	13.7	-5.2	4.0	-0.3	
Chocolate coatings, made from cacao beans.....		311351-1	56.2	-4.0	10.8	-6.7	5.6	1.7	
Chocolate/chocolate-type confectionery products, made from cacao beans.....		311351-4	8.3	-1.1	5.9	0.0	0.0	0.0	
Other chocolate and cocoa products, made from cacao beans.....		311351-7	76.3	-13.6	17.1	-6.8	5.2	-0.7	
Secondary products and miscellaneous receipts.....		311351-SM1							
Confectionery mfg. from purchased chocolate.....	311352		8.0	0.3	0.3	1.2	0.1	2.7	
Primary products.....		311352-P	7.4	0.3	0.3	1.3	0.1	1.8	
Chocolate/confectionery products, made from purchased chocolate.....		311352-3	7.4	0.3	0.3	1.3	0.1	1.8	
Secondary products and miscellaneous receipts.....		311352-SM							
Miscellaneous receipts.....		311352-M	13.9	-1.0	0.0	-0.1	0.0	0.0	
Fruit & vegetable preserving & specialty food mfg.....	3114		1.3	0.4	0.0	0.2	0.1	0.4	
Frozen food manufacturing.....	31141		2.7	0.3	0.0	0.5	0.4	0.6	
Frozen fruit and vegetable manufacturing.....	311411		5.1	0.2	0.4	1.8	0.0	1.1	
Primary products.....		311411-P	4.9	0.1	0.4	1.7	0.0	1.0	
Frozen fruits, juices, ades, drinks, and cocktails.....		311411-1	24.1	0.7	0.5	6.9	0.8	4.4	
Frozen fruits.....		311411-11	8.5	1.7	1.3	1.2	1.2	0.7	
Frozen vegetables.....		311411-4	-0.3	0.0	0.4	0.2	-0.2	0.0	
Frozen vegetables, other than potato products.....		311411-47	-0.6	0.0	0.1	0.1	-0.1	-0.1	
Frozen potato products (French-fried, patties, puffs, etc.).....		311411-48	-0.1	0.0	0.6	0.3	-0.3	0.0	
Secondary products and miscellaneous receipts.....		311411-SM							
Miscellaneous receipts.....		311411-M	38.5	8.3	-1.5	12.1	0.6	6.9	
Frozen specialty food manufacturing.....	311412		1.0	0.4	-0.3	-0.5	0.7	0.1	
Primary products.....		311412-P	1.0	0.4	-0.3	-0.5	0.7	0.1	
Frozen dinners (beef, pork, and poultry pies) and nationality foods, incl. frozen pizza.....		311412-1	0.7	0.4	-0.2	-0.6	0.8	0.2	
Other frozen specialties, incl. all whipped topping, waffles, soups, etc., excluding seafood.....		311412-4	2.4	0.0	-0.3	-0.2	0.0	0.0	
Secondary products and miscellaneous receipts.....		311412-SM							
Secondary products.....		311412-S	1.6	1.6	-0.5	0.4	0.0	0.8	
Fruit & vegetable canning, pickling & drying.....	31142		0.2	0.4	0.1	-0.1	-0.2	0.2	
Fruit and vegetable canning.....	311421		1.3	0.7	0.1	0.0	0.1	0.3	
Primary products.....		311421-P	1.7	0.3	0.3	0.5	-0.3	0.3	
Canned catsup and other tomato based sauces.....		311421-D	-0.4	-0.8	0.1	0.0	0.3	-0.5	
Canned jams, jellies, and preserves.....		311421-G	0.5	0.0	0.0	0.0	0.6	0.0	
Canned and fresh fruit juices, nectars, and concentrates.....		311421-K	9.9	1.3	-0.2	2.6	-0.1	1.3	
Pickles and other pickled products, including horseradish.....		311421-Q	-0.6	0.0	0.4	0.0	0.0	0.0	
Canned fruits, excluding baby foods.....		311421-1	1.9	0.7	0.9	-0.3	-1.8	2.6	
Canned vegetables.....		311421-5	-2.3	0.9	0.6	0.0	-0.5	-1.1	
Secondary products and miscellaneous receipts.....		311421-SM							
Miscellaneous receipts.....		311421-M	-7.0	12.3	-3.7	-11.0	9.5	0.1	
Secondary products.....		311421-S	0.2	-0.5	0.4	-2.3	2.3	0.2	
Specialty canning.....	311422		-0.9	-0.7	-0.2	-0.3	-0.4	0.0	
Primary products.....		311422-P	-1.4	-0.8	-0.3	-0.4	-0.4	0.0	
Canned baby foods and other canned specialty/nationality foods.....		311422-5	-6.1	-2.6	-1.2	-1.9	-1.3	0.0	
Canned soups and stews, excluding frozen and seafood.....		311422-6	0.2	-0.2	0.0	0.1	-0.2	0.0	
Canned dry beans.....		311422-7	0.0	0.0	0.0	0.0	0.0	0.0	

See footnotes at end of table.

Table 12. Producer price index percentage changes for the net output of selected industries and their products, not seasonally adjusted — Continued
 [September 2024]

Title ¹	Industry code	Product code	Unadjusted 12-month percent change ²	Unadjusted 1-month percent change ²				
				Sept. 2023 to Sept. 2024 ^P	Apr. to May	May to June ^P	June to July ^P	July to Aug. ^P
Specialty canning - Continued								
Secondary products and miscellaneous receipts.....		311422-SM						
Dried and dehydrated food manufacturing.....	311423		-2.3	0.8	0.2	-0.1	-1.4	0.3
Primary products.....		311423-P	-3.7	1.3	0.2	-0.1	-1.6	0.3
Soup mixes (including dried/dehydrated/freeze-dried) and bouillon.....		311423-1	1.0	0.0	0.0	1.0	0.0	0.0
Dried and dehydrated fruits and vegetables, including freeze-dried.....		311423-5	-4.6	0.4	0.3	-0.3	-1.1	0.4
Secondary products and miscellaneous receipts.....		311423-SM						
Dairy product mfg.....	3115		7.6	1.6	1.5	1.1	0.8	1.4
Dairy product (except frozen) mfg.....	31151		8.2	1.8	1.6	1.2	0.8	1.5
Fluid milk manufacturing.....	311511		6.2	-0.5	1.8	1.3	0.3	0.8
Primary products.....		311511-P	6.4	-0.5	2.1	1.4	0.3	0.8
Yogurt, except frozen.....		311511-A	-0.2	0.0	0.0	0.2	-0.1	0.0
Perishable dairy product alternatives, including plant-based.....		311511-D	-0.2	1.0	0.0	0.0	-0.2	0.1
Perishable beverage dairy milk alternatives, including plant-based.....		311511-D1	-1.7	0.0	0.0	0.0	-0.3	0.0
All other perishable dairy product alternatives, including plant-based.....		311511-D2	5.7	5.1	0.1	0.0	0.2	0.5
Fluid milk and cream, bulk sales.....		311511-1	12.2	1.5	2.1	1.2	0.8	0.0
Fluid milk and related products, packaged (incl. cartons, bottles, cans, etc.) excl. U.H.T.....		311511-5	9.1	-1.2	3.2	2.1	0.3	1.4
Whole fluid milk, packaged, excluding U.H.T. and flavored.....		311511-51	9.0	-1.8	3.7	2.6	0.0	1.3
Fluid milk, lowfat, incl. 2.0, 1.0, and 0.5 percent packaged, excl. U.H.T. and flavored.....		311511-52	8.8	-2.4	3.6	2.6	0.7	1.9
Fat free or skim milk, packaged, excluding U.H.T. and flavored.....		311511-53	8.6	-2.5	3.2	2.4	0.1	1.5
Other fluid milk related products, incl. heavy & light cream, unflavored sour cream, etc.....		311511-59	9.7	1.7	1.9	0.6	0.5	0.7
Cottage cheese (including bakers', pot, and farmers' cheese).....		311511-7	1.7	-1.6	0.1	0.1	0.2	0.2
Other packaged milk products incl. flavored milks, eggnog, buttermilk, etc.....		311511-9	3.1	-1.2	1.6	1.6	0.3	0.6
Secondary products and miscellaneous receipts.....		311511-SM						
Secondary products.....		311511-S	4.2	-0.3	0.0	0.5	0.5	1.2
Creamery butter manufacturing.....	311512		17.6	2.2	3.5	0.7	-0.6	2.0
Primary products.....		311512-P	17.6	2.2	3.5	0.7	-0.6	2.0
Creamery butter.....		311512-0	17.6	2.2	3.5	0.7	-0.6	2.0
Cheese manufacturing.....	311513		6.1	5.2	1.4	1.6	1.2	2.6
Primary products.....		311513-P	5.6	5.4	1.2	1.8	1.1	2.6
Raw liquid whey.....		311513-A	72.1	-1.3	5.8	1.5	6.7	2.0
Natural cheese (cheddar, Swiss, Italian, brick, cream, grated, dried etc.) excl. cottage cheese.....		311513-1	4.1	5.2	1.3	1.6	1.1	2.4
Natural cheese, except lowfat, shipped in consumer packages or containers (3 lbs. or less).....		311513-1111	1.1	0.2	0.3	0.3	0.0	0.4
Natural cheese, except lowfat, shipped in packages or containers (more than 3 lbs.) or bulk.....		311513-1121	8.1	11.1	2.1	2.4	2.0	5.1
Lowfat natural cheese, except cottage cheese, shipped in consumer packages (3 lbs. or less).....		311513-1131	0.4	0.2	0.0	0.0	0.0	0.1
Lowfat natural cheese, except cottage cheese, shipped in packages (more than 3 lbs.) or in bulk.....		311513-1141	5.8	12.0	2.8	4.8	2.9	2.8
Process cheese and related products.....		311513-4	10.1	7.1	1.0	2.7	1.0	3.9
Process cheese, shipped in consumer packages or containers (3 lbs. or less).....		311513-41	6.3	7.4	0.9	0.6	0.6	3.0
All other process cheese and related products.....		311513-49	13.3	6.9	1.1	4.5	1.3	4.7
Process cheese, shipped in packages or containers (more than 3 lbs.) or in bulk.....		311513-4921	16.8	-2.2	2.1	13.6	1.3	-1.3
Cheese food, spread, and other related products.....		311513-4961	10.4	15.6	0.3	-3.1	1.2	10.5
Secondary products and miscellaneous receipts.....		311513-SM						
Miscellaneous receipts.....		311513-M	3.3	0.2	0.9	0.4	0.4	-0.1
Secondary products.....		311513-S	12.0	3.5	3.0	-0.4	1.9	2.0
Dry, condensed, and evaporated dairy products.....	311514		15.1	-0.6	0.6	0.1	1.7	0.4
Primary products.....		311514-P	15.3	-0.9	0.3	0.0	1.8	0.4
Ice cream mixes and related products.....		311514-A	4.5	1.2	1.1	1.4	0.5	0.2
Dairy product alternatives, including plant-based.....		311514-D	1.1	0.0	0.2	0.2	0.3	-0.8
Dry milk products and mixtures.....		311514-1	24.4	-1.8	-0.1	-0.2	2.5	0.6
Milk products, shipped in consumer-type cans, excluding alternatives.....		311514-5	3.9	-0.1	0.1	0.0	0.2	-0.1
Concentrated milk products shipped in bulk (barrels, drums, and tanks).....		311514-7	21.5	1.5	4.1	-0.6	6.5	2.3
Secondary products and miscellaneous receipts.....		311514-SM						
Secondary products.....		311514-S	-	1.7	-	-	-	-
Ice cream and frozen dessert mfg.....	31152		1.2	0.1	0.2	0.1	0.1	0.3
Ice cream and frozen dessert manufacturing.....	311520		1.2	0.1	0.2	0.1	0.1	0.3
Primary products.....		311520-P	1.3	0.1	0.2	0.1	0.1	0.3

See footnotes at end of table.

Table 12. Producer price index percentage changes for the net output of selected industries and their products, not seasonally adjusted — Continued
 [September 2024]

Title ¹	Industry code	Product code	Unadjusted 12-month percent change ²	Unadjusted 1-month percent change ²				
			Sept. 2023 to Sept. 2024 ^P	Apr. to May	May to June ^P	June to July ^P	July to Aug. ^P	Aug. to Sept. ^P
Ice cream and frozen dessert manufacturing - Continued								
Ice cream and frozen dessert manufacturing.....		311520-0	1.3	0.1	0.2	0.1	0.1	0.3
Ice cream, incl. custards (excl. lowfat and nonfat) shipped in bulk (containers 3 gal or more).....		311520-01	2.6	0.0	0.1	0.1	0.4	0.5
Ice cream, incl. custards (excl. lowfat and nonfat) shipped in sizes less than 3 gallons.....		311520-02	1.5	0.1	0.2	0.1	0.1	0.5
Ice cream, including custards (excluding lowfat and nonfat), novelty forms.....		311520-03	0.3	0.0	0.2	0.0	0.0	0.0
Ice cream, including custards, lowfat and nonfat.....		311520-04	1.6	0.0	0.8	0.1	0.0	0.2
Frozen desserts containing fats other than butterfat (incl. soy, rice, almond, oats, etc.).....		311520-06	-0.4	0.0	-1.0	0.0	0.0	0.5
Other frozen desserts (yogurt, sherbet, water ices, mellorine, frozen pudding, gelato, etc.).....		311520-09	2.4	0.1	0.3	0.2	0.0	0.1
Secondary products and miscellaneous receipts.....		311520-SM						
Miscellaneous receipts.....		311520-M	-2.5	-0.8	-0.6	-0.7	0.0	0.0
Secondary products.....		311520-S	0.1	0.0	0.0	0.0	0.1	-0.4
Animal slaughtering & processing.....	31161		2.8	0.4	1.1	0.2	-1.7	2.8
Animal, except poultry, slaughtering.....	311611		2.6	-0.1	3.7	0.3	-4.7	-0.4
Primary products.....		311611-P	2.7	-0.1	3.8	0.3	-4.7	-0.4
Pork, fresh/frozen, unprocessed, all cuts, except sausage, made in slaughtering plants.....		311611-A	27.5	1.6	0.6	0.6	-1.4	-0.1
Pork, processed or cured, not canned or made into sausage, made in slaughtering plants.....		311611-G	-1.2	0.7	0.8	0.1	2.0	-0.1
Fresh and processed sausage, deli, and cooked meats, made in slaughtering plants.....		311611-J	2.9	-1.5	1.2	4.1	-0.8	-0.3
Hides, skins, and pelts, made in slaughtering plants.....		311611-Q	-18.9	0.6	-2.1	-2.4	-2.5	-0.6
Miscellaneous byproducts of slaughtering plants.....		311611-R	-13.8	-1.2	0.2	3.9	-2.0	-0.5
Beef, fresh or frozen, not canned or made into sausage, made in slaughtering plants.....		311611-1	-0.6	-0.5	5.9	-0.5	-7.1	-0.6
Beef, fresh/frozen whole/half carcass, not canned or made into sausage, misp..		311611-10	8.4	-0.1	0.3	2.5	-0.8	6.3
Beef, fresh/frozen variety meats, not canned or made into sausage, made in slaughtering plants.....		311611-16	12.6	1.8	2.8	3.0	0.9	-1.5
Beef, fresh/frozen, primal and subprimal cuts, made in slaughtering plants.....		311611-17	-2.4	-0.7	6.7	-1.0	-8.3	-1.2
Lamb/mutton, fresh or frozen, not canned or made into sausage, made in slaughtering plants.....		311611-7	0.9	-1.2	-1.3	1.5	-0.2	0.1
Secondary products and miscellaneous receipts.....		311611-SM						
Secondary products.....		311611-S	-6.6	-2.2	1.6	0.0	-4.7	2.9
Meat processed from carcasses.....	311612		2.3	0.2	0.1	2.1	1.1	1.5
Primary products.....		311612-P	2.5	0.2	0.1	2.2	1.2	1.5
Other processed, frozen, or cooked meats, made from purchased carcasses.....		311612-A	3.7	0.1	0.7	2.4	2.3	0.4
Boxed meat (beef, pork, lamb, etc.), made from purchased carcasses.....		311612-A1	2.3	-1.2	-0.9	3.1	-3.0	-0.6
Frozen ground meat patties and other processed, frozen, or cooked meats, mfpc.....		311612-A5	4.1	0.5	1.2	2.2	4.0	0.7
Pork, processed or cured, not canned or made into sausage, mfpc.....		311612-1	-1.4	0.9	-1.4	2.6	1.4	2.7
Pork, sweet-pickled, dry-cured, or dry salt, not canned or made into sausage, mfpc.....		311612-11	-0.7	0.6	0.3	0.2	-0.8	-0.4
Smoked hams and picnics, excluding canned, made from purchased carcasses.....		311612-12	0.5	2.4	-9.0	12.4	-0.6	2.3
Smoked slab bacon, made from purchased carcasses.....		311612-13	-9.7	1.6	2.5	0.0	-0.1	2.3
Smoked sliced bacon, made from purchased carcasses.....		311612-14	4.8	0.4	1.8	-0.4	4.1	4.0
Other smoked pork, not canned or made into sausage, made from purchased carcasses.....		311612-15	-0.7	0.2	-0.1	-2.7	-1.2	5.0
Boiled ham, barbecue pork, and other cooked pork, except canned meats and sausage, mfpc.....		311612-16	-20.3	0.0	0.0	0.0	0.5	0.0
Sausage and similar products, excluding canned, made from purchased carcasses.....		311612-4	3.8	0.1	0.3	1.6	-0.7	2.6
Fresh sausage (pork sausage, breakfast links, etc.), excluding canned, mfpc....		311612-41	11.2	-1.8	-1.0	4.7	-2.0	6.6
Dry or semidry sausage (salami, cervelat, pepperoni, summer sausage, pork roll, etc), mfpc.....		311612-42	-4.6	1.3	3.3	-0.6	-0.8	1.4
Frankfurters, including wieners, excluding canned, made from purchased carcasses.....		311612-43	-0.8	0.3	0.2	-0.6	0.5	-0.2
Other sausage (smoked or cooked) & jellied goods & similar preparations, excluding canned, mfpc.....		311612-44	10.4	1.2	-1.7	1.6	0.6	-0.2
Secondary products and miscellaneous receipts.....		311612-SM						
Secondary products.....		311612-S	-4.6	-2.1	-0.2	-0.1	0.1	1.9
Rendering and meat byproduct processing.....	311613		-23.5	-1.6	2.4	0.4	3.3	-1.4
Primary products.....		311613-P	-23.3	-1.6	2.4	0.3	3.2	-1.4
Lard, inedible tallow, and other greases, excluding wool grease.....		311613-2	-18.9	-0.3	2.3	1.3	8.1	-1.3
Animal and marine feed and fertilizer byproducts.....		311613-5	-25.9	-2.3	2.5	-0.2	0.3	-1.4
Meat and bone meal.....		311613-51	-35.3	-1.2	3.9	0.8	1.0	0.2

See footnotes at end of table.

Table 12. Producer price index percentage changes for the net output of selected industries and their products, not seasonally adjusted — Continued
 [September 2024]

Title ¹	Industry code	Product code	Unadjusted 12-month percent change ²	Unadjusted 1-month percent change ²				
			Sept. 2023 to Sept. 2024 ^P	Apr. to May	May to June ^P	June to July ^P	July to Aug. ^P	Aug. to Sept. ^P
Rendering and meat byproduct processing - Continued								
Animal and marine feed and fertilizer byproducts, except meat and bone meal...		311613-52	-17.2	-3.0	1.6	-0.9	-0.2	-2.5
Secondary products and miscellaneous receipts.....		311613-SM						
Poultry processing.....	311615		6.1	1.8	-2.2	-1.6	0.3	9.4
Primary products.....		311615-P	6.2	1.8	-2.3	-1.5	0.3	9.4
Processed poultry and small game (except soups), containing 20 percent or more poultry or meat.....		311615-D	-6.7	9.7	-12.1	-1.1	0.6	12.4
Young chickens, including bulk, chilled, frozen, whole, and in parts.....		311615-1	16.7	-1.4	2.8	-2.0	0.4	10.3
Turkeys (including frozen, whole, and parts).....		311615-7	-5.2	1.2	-2.2	-0.3	-0.3	1.3
Other poultry and small game (including frozen), whole, and parts.....		311615-9	-7.9	-0.5	0.0	-2.5	-1.3	0.0
Secondary products and miscellaneous receipts.....		311615-SM						
Secondary products.....		311615-S	-2.1	3.6	6.0	-5.1	-2.7	8.0
Seafood product preparation & packaging.....	3117		1.2	-0.7	0.1	1.0	0.3	1.0
Seafood product preparation and packaging.....	31171		1.2	-0.7	0.1	1.0	0.3	1.0
Seafood product preparation and packaging.....	311710		1.2	-0.7	0.1	1.0	0.3	1.0
Primary products.....		311710-P	1.1	-0.8	0.1	1.0	0.3	1.1
Prepared frozen shellfish.....		311710-3	8.7	-1.3	1.2	0.6	0.0	0.4
Prepared fresh fish/seafood, inc. surimi/surimi-based products.....		311710-6	2.4	-0.7	1.9	-0.3	0.2	0.6
Prepared frozen fish.....		311710-7	3.4	0.0	-0.8	3.0	1.3	1.8
Other prepared fresh and frozen seafood.....		311710-9	-11.7	-2.6	-1.6	-0.5	-2.5	-4.4
Secondary products and miscellaneous receipts.....		311710-SM						
Bakeries & tortilla mfg.....	3118		0.5	-0.1	-0.1	0.1	0.2	-0.1
Bread & bakery product mfg.....	31181		0.5	0.0	-0.1	0.0	0.2	-0.2
Retail bakeries.....	311811		-0.4	0.1	-1.5	0.0	0.1	-1.4
Primary products.....		311811-P	-1.1	0.0	-1.7	0.0	0.1	-1.6
Retail bakery products.....		311811-0	-1.1	0.0	-1.7	0.0	0.1	-1.6
Secondary products and miscellaneous receipts.....		311811-SM						
Miscellaneous receipts.....		311811-M	-	3.4	0.0	0.0	0.0	-0.3
Commercial bakeries.....	311812		0.2	0.0	0.0	0.1	0.1	-0.1
Primary products.....		311812-P	0.3	0.0	0.0	0.1	0.1	-0.1
Bread (white, wheat, rye, etc.), including frozen.....		311812-1	-0.1	0.1	0.0	0.1	0.1	-0.3
White pan bread.....		311812-15	-0.1	0.3	-0.2	0.2	0.0	-0.6
White hearth bread (French, Italian, etc.).....		311812-16	0.9	0.4	0.1	0.0	0.7	0.0
Dark wheat breads (whole wheat, cracked wheat, multigrain, etc.).....		311812-17	-1.3	0.0	0.0	0.0	-0.1	-0.8
Other variety breads (rye, unleavened, raisin, potato, self-rising, salt-free, canned, etc.).....		311812-18	0.3	-0.3	0.3	0.2	-0.1	0.3
Rolls, bread-type (including muffins, bagels, and croissants), including frozen.....		311812-5	0.3	-0.2	0.0	-0.1	0.2	0.2
Rolls, hamburger and wiener.....		311812-51	0.4	-0.3	-0.2	-0.1	0.2	0.4
All other rolls, bread-type (incl. muffins, bagels, and croissants).....		311812-59	0.2	-0.1	0.2	-0.1	0.2	0.0
Soft cakes, excluding frozen.....		311812-7	-0.6	0.1	0.1	0.7	-0.1	-0.6
Pies (fruit, cream, and custard), excluding frozen.....		311812-8	-	0.1	-0.1	-0.2	0.8	-0.6
Other sweet goods, excluding frozen.....		311812-9	2.1	0.0	0.0	0.3	0.0	0.2
Secondary products and miscellaneous receipts.....		311812-SM						
Secondary products.....		311812-S	-0.7	0.0	0.0	0.0	0.1	0.0
Frozen cakes and other pastries manufacturing.....	311813		3.0	0.0	0.1	-0.4	0.8	0.1
Primary products.....		311813-P	2.1	-0.1	0.1	-0.4	0.9	0.1
Frozen cakes, pies, and other pastries.....		311813-0	2.1	-0.1	0.1	-0.4	0.9	0.1
Secondary products and miscellaneous receipts.....		311813-SM						
Secondary products.....		311813-S	10.3	0.0	0.2	0.0	0.0	0.0
Cookie, cracker & pasta mfg.....	31182		-0.1	-0.1	0.0	-0.1	0.1	0.1
Cookie and cracker manufacturing.....	311821		0.2	0.0	0.0	0.0	0.0	0.2
Primary products.....		311821-P	0.0	0.0	0.0	0.0	0.0	0.0
Crackers, biscuits, and related products.....		311821-2	0.0	0.0	0.0	0.0	0.0	0.0
Saltines and all other crackers, cracker meal and crumbs, and biscuits.....		311821-24	0.0	0.0	0.0	0.0	0.0	0.0
Cookies, wafers, and ice cream cones and cups (excluding frozen).....		311821-4	0.1	0.0	0.0	0.0	0.0	0.0
Secondary products and miscellaneous receipts.....		311821-SM						
Secondary products.....		311821-S	1.9	0.0	0.0	0.0	0.1	1.8
Dry pasta, dough, and flour mixes manufacturing from purchased flour.....	311824		-0.3	-0.2	0.1	-0.1	0.1	0.0
Primary products.....		311824-P	-0.4	-0.2	0.0	-0.1	0.2	0.0
Prepared flour mixes (incl refrigerated & frozen doughs & batters) made from purchased flour.....		311824-1	0.1	-0.2	0.0	-0.2	0.3	0.1

See footnotes at end of table.

Table 12. Producer price index percentage changes for the net output of selected industries and their products, not seasonally adjusted — Continued
 [September 2024]

Title ¹	Industry code	Product code	Unadjusted 12-month percent change ²	Unadjusted 1-month percent change ²				
				Sept. 2023 to Sept. 2024 ^P	Apr. to May	May to June ^P	June to July ^P	July to Aug. ^P
Dry pasta, dough, and flour mixes manufacturing from purchased flour - Continued								
Flour mixes (refrigerated & frozen doughs & batters), ex cake mixes, made from purchased flour.....		311824-12	-0.7	-0.3	0.0	-0.2	-0.2	0.1
Dry macaroni, spaghetti and egg noodle products (excluding canned or frozen) ..		311824-3	-1.3	0.0	0.0	0.0	0.0	-0.1
Secondary products and miscellaneous receipts.....		311824-SM						
Secondary products.....		311824-S	-0.1	0.0	0.7	0.0	0.3	-0.1
Tortilla mfg.....	31183		3.9	-1.3	-0.3	2.0	0.2	0.0
Tortilla manufacturing.....								
Primary products.....	311830		3.9	-1.3	-0.3	2.0	0.2	0.0
Tortillas, sold in bulk or packages, excluding frozen or canned.....		311830-P	4.0	-1.4	-0.3	2.1	0.2	0.0
Secondary products and miscellaneous receipts.....		311830-0	4.0	-1.4	-0.3	2.1	0.2	0.0
Secondary products and miscellaneous receipts.....		311830-SM						
Miscellaneous receipts.....		311830-M	2.1	0.0	0.0	0.0	0.6	0.0
Secondary products.....		311830-S	-	-0.1	0.0	0.5	0.0	-
Other food manufacturing.....	3119		4.7	-0.5	0.6	1.0	1.9	-0.6
Snack food mfg.....	31191		5.2	-0.1	-0.1	0.0	1.4	0.2
Roasted nuts and peanut butter manufacturing.....								
Primary products.....	311911		7.1	0.1	-0.5	0.1	5.0	0.6
Nuts and seeds (salted, roasted, cooked, or blanched).....		311911-P	7.5	0.1	-0.5	0.1	5.2	0.6
Nuts (salted, roasted, cooked, or blanched), sold in bulk.....		311911-1	8.1	-0.1	-0.8	0.2	5.7	0.5
Canned nuts (salted, roasted, cooked, or blanched).....		311911-11	9.2	-0.1	-0.8	0.2	6.3	0.6
All other packaged nuts, including all types of seeds (salted, roasted, cooked, or blanched).....		311911-12	-3.5	-0.4	1.3	-2.7	-1.3	0.7
Peanut butter.....		311911-13	-1.6	0.5	-1.8	2.1	0.6	-1.2
Secondary products and miscellaneous receipts.....		311911-4	3.2	1.2	1.2	-1.3	0.9	1.7
Secondary products.....		311911-SM						
Secondary products.....		311911-S	1.2	0.0	-0.2	0.3	0.0	1.4
Other snack food manufacturing.....	311919		4.3	-0.2	0.0	0.0	-0.2	0.0
Primary products.....		311919-P	3.7	-0.2	0.0	0.0	-0.2	0.0
Potato chips and sticks, plain and flavored.....		311919-1	4.3	0.0	0.1	0.0	-0.4	0.0
Corn chips and related products.....		311919-4	3.0	0.0	0.0	0.0	-0.1	0.0
Other chips, sticks (hard pretzels, bacon rinds, popcorn (except candied), etc.)....		311919-7	3.8	-0.7	0.0	0.0	0.0	0.0
Secondary products and miscellaneous receipts.....		311919-SM						
Coffee & tea mfg.....	31192		5.8	0.5	0.7	2.9	2.2	0.5
Coffee and tea manufacturing.....								
Primary products.....	311920		5.8	0.5	0.7	2.9	2.2	0.5
Roasted coffee.....		311920-P	5.9	0.5	0.7	2.9	2.2	0.5
Coffee, concentrated, including coffee substitutes.....		311920-1	6.7	0.6	0.9	3.2	2.5	0.6
Tea in consumer packages.....		311920-5	0.0	0.0	0.0	0.0	0.0	0.0
Secondary products and miscellaneous receipts.....		311920-7	0.2	0.0	-0.2	0.9	0.1	0.1
Miscellaneous receipts.....		311920-SM						
Miscellaneous receipts.....		311920-M	0.0	0.0	0.0	0.0	0.0	0.0
Flavoring syrup & concentrate mfg.....	31193		0.9	0.0	0.3	0.4	0.0	0.0
Flavoring syrup and concentrate manufacturing.....								
Primary products.....	311930		0.8	0.0	0.3	0.4	0.0	0.0
Liquid beverage bases, excluding use by soft drink bottlers.....		311930-P	0.2	0.0	0.3	0.0	0.0	0.0
Soft drink flavoring syrup, sold in bulk.....		311930-1	-9.0	0.0	1.3	0.0	0.0	0.0
Other flavoring agents (except chocolate syrups).....		311930-6	5.8	0.0	0.0	0.0	0.0	0.0
Secondary products and miscellaneous receipts.....		311930-8	1.7	0.0	0.0	0.0	0.0	0.0
Secondary products.....		311930-SM						
Secondary products.....		311930-S	-	0.0	0.0	0.0	0.0	-
Seasoning & dressing mfg.....	31194		1.4	0.1	0.1	0.1	0.0	0.0
Mayonnaise, dressing, and sauce manufacturing.....								
Primary products.....	311941		1.4	0.0	0.0	0.0	0.0	0.0
Vinegar and cider.....		311941-P	1.7	0.0	0.0	0.0	0.0	0.0
Prepared sauces, excluding tomato-based sauces and sauces comprised of 20 percent or more meat.....		311941-1	1.1	0.0	0.0	0.9	0.0	0.0
Mayonnaise, salad dressings, and sandwich spreads.....		311941-4	2.6	0.0	0.0	0.0	0.0	0.0
Spoon-type salad dressing incl. mayonnaise, sandwich spreads, refrigerated dressings, semisolid.....		311941-7	0.7	0.0	0.0	0.0	0.0	0.0
Pourable-type salad dressing (reduced calorie, cheese, vinegar and oil, etc.)....		311941-75	1.3	0.0	0.2	0.0	0.0	0.0
Secondary products and miscellaneous receipts.....		311941-76	-0.2	0.0	-0.2	0.0	0.0	0.0
Miscellaneous receipts.....		311941-SM						
Secondary products.....		311941-M	-	-	-	-	-	-
Secondary products.....		311941-S	-1.3	0.0	0.0	0.0	0.0	-0.3
Spice and extract manufacturing.....	311942		1.4	0.1	0.2	0.1	0.1	0.0
Primary products.....		311942-P	1.4	0.1	0.3	0.1	0.1	0.0

See footnotes at end of table.

Table 12. Producer price index percentage changes for the net output of selected industries and their products, not seasonally adjusted — Continued
 [September 2024]

Title ¹	Industry code	Product code	Unadjusted 12-month percent change ²	Unadjusted 1-month percent change ²				
			Sept. 2023 to Sept. 2024 ^P	Apr. to May	May to June ^P	June to July ^P	July to Aug. ^P	Aug. to Sept. ^P
Spice and extract manufacturing - Continued								
Table salt (evaporated), pepper (white and black), and other spices.....		311942-1	5.4	0.6	0.8	0.4	0.3	-0.1
Pepper and other spices in commercial sizes (1 lb or more).....		311942-16	10.9	0.8	4.1	1.2	0.7	-0.2
Flavoring extracts, emulsions, liquid flavors, and food colorings.....		311942-6	-0.2	0.0	0.0	0.0	0.0	0.0
Dry mix food preparations.....		311942-7	-0.3	-0.2	0.0	0.0	0.0	0.0
Secondary products and miscellaneous receipts.....		311942-SM						
All other food mfg.....	31199		7.5	-2.3	2.2	2.4	4.5	-2.9
Perishable prepared food manufacturing.....	311991		-0.9	-0.9	1.0	1.1	-1.7	-2.6
Primary products.....		311991-P	-0.9	-0.9	1.0	1.1	-1.8	-2.7
Perishable prepared foods.....		311991-0	-0.9	-0.9	1.0	1.1	-1.8	-2.7
Secondary products and miscellaneous receipts.....		311991-SM						
Miscellaneous receipts.....		311991-M	0.0	0.0	0.0	0.0	0.0	0.0
All other miscellaneous food manufacturing.....	311999		16.8	-3.9	3.5	3.9	11.0	-3.3
Primary products.....		311999-P	17.6	-3.8	3.6	4.4	11.5	-3.4
All other miscellaneous manufactured foods.....		311999-0	17.6	-3.8	3.6	4.4	11.5	-3.4
Secondary products and miscellaneous receipts.....		311999-SM						
Beverage & tobacco mfg.....	312		5.7	1.2	-0.1	0.0	1.1	-0.2
Beverage mfg.....	3121		2.1	0.0	-0.1	0.0	0.5	-0.6
Soft drink & ice mfg.....	31211		4.1	0.3	-0.3	-0.1	1.2	-0.8
Soft drink manufacturing.....	312111		5.0	0.3	-0.2	-0.4	1.4	-0.8
Primary products.....		312111-P	5.0	0.3	-0.2	-0.4	1.4	-0.8
Soft drinks, non-carbonated.....		312111-A	-1.9	-1.6	-1.1	1.8	-0.5	-0.5
Soft drinks, non-carbonated, fruit drinks, cocktails, and ades.....		312111-A4	-6.8	-2.0	0.7	-0.5	-0.2	0.1
Soft drinks, non-carbonated, iced tea and other types.....		312111-A9	5.7	-1.4	-2.1	3.2	-0.8	-0.8
Soft drinks, energy and sport.....		312111-B	-	1.4	1.0	-2.0	1.2	-0.4
Soft drinks, carbonated, bottled, canned, glass, plastic.....		312111-2	7.7	0.3	-0.6	-0.2	2.1	-1.1
Secondary products and miscellaneous receipts.....		312111-SM						
Miscellaneous receipts.....		312111-M	16.4	-0.3	2.4	0.4	-1.5	1.0
Secondary products.....		312111-S	1.8	-	-	-	-	-
Bottled water manufacturing.....	312112		-2.0	0.5	-1.2	1.7	0.1	-1.0
Primary products.....		312112-P	-2.1	0.5	-1.2	1.7	0.1	-1.0
Bottled water.....		312112-0	-2.1	0.6	-1.2	1.7	0.1	-1.0
Secondary products and miscellaneous receipts.....		312112-SM						
Ice manufacturing.....	312113		6.9	0.0	5.6	0.0	0.0	0.0
Primary products.....		312113-P	5.6	0.0	5.8	0.0	0.0	0.0
Ice, manufactured (cubed, crushed, etc.), including can or block.....		312113-0	5.6	0.0	5.8	0.0	0.0	0.0
Secondary products and miscellaneous receipts.....		312113-SM						
Miscellaneous receipts.....		312113-M	0.3	0.0	0.0	0.0	0.0	0.0
Breweries.....	31212		1.4	0.0	0.0	0.1	0.0	-0.1
Breweries.....	312120		1.4	0.0	0.0	0.1	0.0	-0.1
Primary products.....		312120-P	1.6	0.0	0.0	0.1	0.0	-0.1
Canned beer and ale case goods.....		312120-1	0.2	0.0	0.0	0.2	-0.2	-0.2
Bottled beer and ale case goods.....		312120-5	1.5	-0.1	-0.2	0.4	0.1	-0.3
Beer and ale in barrels and kegs.....		312120-7	3.0	0.2	0.0	-0.1	0.0	0.0
All other malt beverages and brewing products.....		312120-9	2.6	0.0	0.0	0.0	0.0	-0.1
Secondary products and miscellaneous receipts.....		312120-SM						
Miscellaneous receipts.....		312120-M	0.0	0.0	0.0	0.0	0.0	0.0
Wineries.....	31213		-0.2	-0.8	0.2	-0.1	-0.4	0.2
Wineries.....	312130		-0.2	-0.8	0.2	-0.1	-0.4	0.2
Primary products.....		312130-P	-0.2	-0.8	0.2	-0.1	-0.4	0.2
Wines, brandy, and brandy spirits.....		312130-0	-0.2	-0.8	0.2	-0.1	-0.4	0.2
Wines, white, red, and rose grape, and other fruits, 14 percent or less alcohol...		312130-08	-0.4	-1.0	0.2	-0.2	-0.3	0.2
Wines, white grape, 14 percent or less alcohol content.....		312130-0811	-0.1	-1.3	0.4	-0.6	0.2	0.5
Wines, red grape, 14 percent or less alcohol content.....		312130-0821	-1.0	-0.7	0.0	0.0	-0.8	-0.3
Wines, rose grape and other fruits and berries, 14 percent or less alcohol. ...		312130-0831	2.2	-0.5	0.2	0.7	-1.3	0.8
Wines, dessert, effervescent, and wine coolers.....		312130-09	2.5	-0.1	0.3	0.5	-1.0	0.6
All other wines, brandy, and brandy spirits.....		312130-0B	0.3	0.9	-0.1	0.7	-0.9	0.3
Secondary products and miscellaneous receipts.....		312130-SM						
Miscellaneous receipts.....		312130-M	-	-	-	-	-	-
Distilleries.....	31214		-2.2	0.0	0.0	0.0	0.0	-2.4

See footnotes at end of table.

Table 12. Producer price index percentage changes for the net output of selected industries and their products, not seasonally adjusted — Continued
 [September 2024]

Title ¹	Industry code	Product code	Unadjusted 12-month percent change ²	Unadjusted 1-month percent change ²				
			Sept. 2023 to Sept. 2024 ^P	Apr. to May	May to June ^P	June to July ^P	July to Aug. ^P	Aug. to Sept. ^P
Distilleries.....	312140		-2.2	0.0	0.0	0.0	0.0	-2.4
Primary products.....		312140-P	-2.3	0.0	0.0	0.0	0.0	-2.4
Distilled liquor, excluding brandy.....		312140-2	-5.1	0.0	0.0	0.0	0.0	-5.2
Distilled whiskey, all other distilled liquor, excluding brandy.....		312140-22	-5.1	0.0	0.0	0.0	0.0	-5.2
Bottled liquor, excluding brandy.....		312140-5	0.2	0.0	0.0	0.1	0.0	0.0
Bottled whiskey.....		312140-5B	0.2	0.0	0.0	0.1	0.0	0.0
Bottled gin, vodka, rum, cordials, cocktails, and similiar compounds.....		312140-5C	0.3	0.0	0.0	0.0	0.0	0.0
Secondary products and miscellaneous receipts.....		312140-SM						
Miscellaneous receipts.....		312140-M	5.3	4.7	0.0	0.5	0.0	0.0
Secondary products.....		312140-S	-	-9.2	-1.3	-0.1	-0.6	0.2
Tobacco mfg.....	3122		11.7	3.0	0.0	0.1	2.1	0.4
Tobacco manufacturing.....	31223		11.7	3.0	0.0	0.1	2.1	0.4
Tobacco manufacturing.....	312230		11.7	3.0	0.0	0.1	2.1	0.4
Primary products.....		312230-P	11.7	3.1	0.0	0.1	2.1	0.4
Tobacco stemming and redrying.....		312230-0	5.9	0.0	0.0	3.5	-0.1	0.0
Tobacco, unstemmed leaf, redried before packing.....		312230-01	4.1	0.0	0.0	0.2	0.0	0.1
Tobacco, stemmed.....		312230-04	8.0	0.0	0.0	7.7	-0.1	0.0
Cigarettes, excluding electronic.....		312230-1	12.7	3.3	0.0	0.0	2.3	0.5
Other tobacco products.....		312230-9	6.1	1.9	0.0	0.1	0.8	0.0
Cigars.....		312230-91	3.6	3.3	0.0	0.0	0.0	0.0
Chewing and smoking tobacco.....		312230-94	6.9	1.6	0.0	0.1	1.0	0.0
Secondary products and miscellaneous receipts.....		312230-SM						
Textile mills.....	313		-0.8	-0.4	0.2	-0.2	-0.2	0.2
Fiber, yarn, and thread mills.....	3131		-1.3	-0.8	-0.1	-0.5	-1.3	0.1
Fiber, yarn, and thread mills.....	31311		-1.3	-0.8	-0.1	-0.5	-1.3	0.1
Fiber, yarn, and thread mills.....	313110		-1.3	-0.8	-0.1	-0.5	-1.3	0.1
Primary products.....		313110-P	-1.3	-0.8	-0.1	-0.5	-1.3	0.1
Spun yarns.....		313110-4	-1.2	-0.8	0.0	0.0	-2.9	0.0
Cotton spun yarns.....		313110-42	0.7	-0.1	0.0	-0.1	-0.2	0.0
Rayon, acetate, and lyocell spun yarns.....		313110-45	0.0	0.0	0.0	0.0	0.0	0.0
Noncellulosic fiber and other natural fiber (excluding cotton and wool) spun yarns.....		313110-47	-1.3	-0.1	0.0	-0.2	0.0	0.0
Other noncellulosic fiber & other natural fiber yarns, spun & finished in the same est.....		313110-475	-4.2	-0.2	0.0	-0.6	0.0	0.0
Textured and twisted yarns.....		313110-6	-1.4	-0.9	-0.2	-1.0	0.3	0.1
Textured/crimped/bulked filament yarns, incl. stretch yarn, made from purchased filament yarn.....		313110-6H	-1.5	-1.0	-0.3	-1.1	0.4	0.1
Fabric mills.....	3132		-0.7	-0.3	0.1	-0.1	0.1	0.1
Broadwoven fabric mills.....	31321		0.7	0.0	0.2	-0.2	-0.2	-0.1
Broadwoven fabric mills.....	313210		0.7	0.0	0.2	-0.2	-0.2	-0.1
Primary products.....		313210-P	0.6	0.0	0.2	-0.2	-0.2	-0.1
Fabricated textile products, made in weaving mills.....		313210-W	6.6	0.3	-0.1	-1.3	0.1	0.0
Cotton broadwoven fabrics.....		313210-4	-1.1	0.1	0.0	-0.8	-0.4	-0.4
Manmade, silk, and other natural fiber (excluding cotton and wool) broadwoven fabrics.....		313210-8	0.9	-0.1	0.4	0.1	-0.2	0.0
Greige manmade, silk, and other natural fiber (exc cotton/wool) broadwoven fabrics.....		313210-81	0.7	-0.2	0.5	0.1	-0.3	-0.1
Finished manmade, silk, & natural fiber (exc cotton/wool) broadwoven, finished in weaving mills.....		313210-83	1.5	0.1	0.1	0.3	0.0	0.0
Secondary products and miscellaneous receipts.....		313210-SM						
Narrow fabric mills and schiffli embroidery.....	31322		1.5	0.0	0.2	-0.7	0.0	0.1
Narrow fabric mills and schiffli embroidery.....	313220		1.5	0.0	0.2	-0.7	0.0	0.1
Primary products.....		313220-P	1.5	0.0	0.2	-0.7	0.0	0.1
Woven narrow fabrics (12 inches or less in width).....		313220-2	2.6	0.1	0.3	-1.1	0.0	0.1
Braided narrow fabrics (12 inches or less in width).....		313220-4	-0.6	-0.1	0.0	0.0	0.0	0.0
Secondary products and miscellaneous receipts.....		313220-SM						
Secondary products.....		313220-S	0.7	0.2	0.0	0.0	0.0	0.0
Nonwoven fabric mills.....	31323		-1.8	-0.5	0.0	-0.1	0.3	0.3
Nonwoven fabric mills.....	313230		-1.8	-0.5	0.0	-0.1	0.3	0.3
Primary products.....		313230-P	-1.8	-0.5	0.0	-0.1	0.3	0.3
Nonwoven fabrics.....		313230-1	-2.0	-0.5	0.0	-0.1	0.4	0.3
Pressed, punched, or needled felts, excluding hats.....		313230-5	1.4	0.0	1.1	0.0	-0.1	-0.2

See footnotes at end of table.

Table 12. Producer price index percentage changes for the net output of selected industries and their products, not seasonally adjusted — Continued
 [September 2024]

Title ¹	Industry code	Product code	Unadjusted 12-month percent change ²	Unadjusted 1-month percent change ²				
			Sept. 2023 to Sept. 2024 ^P	Apr. to May	May to June ^P	June to July ^P	July to Aug. ^P	Aug. to Sept. ^P
Knit fabric mills.....	31324		0.1	-0.1	0.1	0.0	0.2	-0.2
Knit fabric mills.....	313240		0.1	-0.1	0.1	0.0	0.2	-0.2
Primary products.....		313240-P	0.0	-0.1	0.1	0.0	0.2	-0.2
Weft (circular) knit fabrics.....		313240-2	0.0	-0.1	0.0	0.0	0.2	0.0
Weft (circular) knit fabrics, greige goods (excluding hosiery).....		313240-21	-0.3	0.0	0.0	0.0	0.0	0.0
Weft (circular) knit fabrics, knit and finished in the same establishment (excl hosiery).....		313240-23	-0.1	0.0	0.0	0.0	0.2	0.0
Other knit fabrics and laces.....		313240-4	0.1	0.0	0.3	0.0	0.1	-0.4
Warp knit fabrics, greige goods (excluding hosiery).....		313240-41	-2.0	0.0	0.0	0.0	0.0	-0.8
Warp knit fabrics, knit and finished in same establishment.....		313240-43	1.9	0.0	0.6	0.0	0.3	0.0
Secondary products and miscellaneous receipts.....		313240-SM1						
Textile and fabric finishing mills.....	3133		-0.5	-0.5	0.4	0.1	0.1	0.4
Textile and fabric finishing mills.....	31331		-1.1	-0.8	0.7	0.0	0.1	0.6
Textile and fabric finishing mills.....	313310		-1.1	-0.8	0.7	0.0	0.1	0.6
Primary products.....		313310-P	-1.2	-0.8	0.7	0.0	0.1	0.6
Textile and fabric finishing, except broadwoven.....		313310-B	-7.8	-0.5	0.4	0.1	0.3	0.3
Finished broadwoven fabrics, finished in finishing mills.....		313310-4	1.1	-1.0	0.8	0.0	0.1	0.7
Commission finishing of cotton broadwoven fabrics.....		313310-43	-0.3	0.0	0.0	0.0	0.0	0.0
Other finished broadwoven fabrics (excl. cotton and wool), finished in finishing mills.....		313310-45	6.0	-3.1	2.9	0.0	0.3	1.8
Other commission finishing of broadwoven fabrics (excl. cotton & wool).....		313310-47	-1.9	-0.1	-0.1	-0.1	-0.1	-0.1
Secondary products and miscellaneous receipts.....		313310-SM						
Fabric coating mills.....	31332		0.7	0.2	0.0	0.2	0.1	-0.1
Fabric coating mills.....	313320		0.7	0.2	0.0	0.2	0.1	-0.1
Primary products.....		313320-P	0.7	0.3	0.0	0.2	0.2	-0.1
Vinyl coated fabrics, including expanded vinyl coated.....		313320-1	-3.0	-0.6	0.1	-0.1	0.1	-1.2
Rubber coated fabrics, garments, and footwear.....		313320-4	3.6	0.0	0.0	0.1	0.0	0.0
Coated or laminated fabrics and coated yarns, incl. impregnated fabrics.....		313320-5	2.0	0.6	-0.1	0.3	0.2	0.4
Secondary products and miscellaneous receipts.....		313320-SM						
Secondary products.....		313320-S	-2.4	-0.3	-0.4	-0.1	-3.3	0.1
Textile product mills.....	314		-0.3	0.1	0.5	-0.1	-0.5	0.0
Textile furnishings mills.....	3141		-1.8	-0.2	0.7	-0.1	-1.0	0.0
Carpet and rug mills.....	31411		-2.9	-0.5	1.0	-0.1	-1.4	0.0
Carpet and rug mills.....	314110		-2.9	-0.5	1.0	-0.1	-1.4	0.0
Primary products.....		314110-P	-2.9	-0.5	1.0	-0.1	-1.4	0.0
Carpet and rugs.....		314110-0	-2.9	-0.5	1.0	-0.1	-1.4	0.0
Secondary products and miscellaneous receipts.....		314110-SM						
Curtain and linen mills.....	31412		1.2	0.7	0.0	0.0	0.1	0.0
Curtain and linen mills.....	314120		1.2	0.7	0.0	0.0	0.1	0.0
Primary products.....		314120-P	1.0	0.7	0.0	0.0	0.0	0.0
Curtains and draperies, made from purchased materials.....		314120-1	3.0	2.0	0.0	0.0	0.0	0.0
Other household textile products, made from purchased materials.....		314120-8	0.1	0.1	0.0	0.0	0.0	0.0
Bedspreads, made from purchased materials.....		314120-83	0.0	0.0	0.0	0.0	0.0	0.0
Other household furnishings, made from purchased materials.....		314120-89	0.1	0.1	0.0	0.0	0.0	0.0
Secondary products and miscellaneous receipts.....		314120-SM						
Miscellaneous receipts.....		314120-M	6.1	1.2	0.0	0.0	1.7	0.0
Secondary products.....		314120-S	4.6	1.2	0.0	0.1	0.0	1.2
Other textile product mills.....	3149		1.7	0.5	0.1	-0.3	0.2	0.0
Textile bag and canvas mills.....	31491		3.2	1.1	0.0	0.0	0.1	0.0
Textile bag and canvas mills.....	314910		3.2	1.1	0.0	0.0	0.1	0.0
Primary products.....		314910-P	3.1	1.2	0.0	0.0	0.1	0.0
Textile bags.....		314910-1	3.2	0.3	0.0	0.0	0.0	0.0
Duffle bags.....		314910-11	-	0.1	0.0	0.0	0.0	0.0
All other textile bags.....		314910-13	-	0.3	0.0	0.0	0.0	0.0
Canvas and related products.....		314910-5	3.1	1.3	0.0	0.0	0.1	0.0
Secondary products and miscellaneous receipts.....		314910-SM						
Miscellaneous receipts.....		314910-M	0.4	0.0	0.0	0.0	0.4	0.0
Secondary products.....		314910-S	4.6	0.2	0.0	0.0	0.2	-0.1
All other textile product mills.....	31499		0.9	0.2	0.2	-0.4	0.2	0.1
Rope, twine, tire cord, and tire fabric mills.....	314994		-0.4	0.0	0.4	0.0	0.1	0.4

See footnotes at end of table.

Table 12. Producer price index percentage changes for the net output of selected industries and their products, not seasonally adjusted — Continued
 [September 2024]

Title ¹	Industry code	Product code	Unadjusted 12-month percent change ²	Unadjusted 1-month percent change ²				
				Sept. 2023 to Sept. 2024 ^P	Apr. to May	May to June ^P	June to July ^P	July to Aug. ^P
Rope, twine, tire cord, and tire fabric mills - Continued								
Primary products.....		314994-P	-0.5	0.0	0.4	0.0	0.1	0.4
Rope, cordage, and twine.....		314994-4	2.5	0.1	0.8	0.1	0.1	0.8
Tire cord and tire fabrics.....		314994-7	-3.3	-0.1	0.0	0.0	0.0	0.0
Secondary products and miscellaneous receipts.....		314994-SM						
Miscellaneous receipts.....		314994-M	4.7	0.0	0.0	0.0	0.0	1.8
All other miscellaneous textile product mills.....	314999		1.3	0.3	0.1	-0.5	0.3	0.0
Primary products.....		314999-P	1.1	0.3	0.1	-0.6	0.3	0.0
Embroideries (excluding Schiffl machine products) and embroidery contractors. ...		314999-6	0.4	0.0	0.6	0.0	0.0	0.0
Trimnings and findings, excluding automobile and apparel.....		314999-7	4.7	0.0	-0.2	0.0	0.0	0.0
All other miscellaneous fabricated textile products.....		314999-8	0.9	0.4	0.1	-0.9	0.5	-0.1
Secondary products and miscellaneous receipts.....		314999-SM						
Miscellaneous receipts.....		314999-M	0.8	0.1	0.0	0.0	0.0	0.0
Secondary products.....		314999-S	6.2	0.0	0.0	0.0	0.0	0.0
Apparel manufacturing.....	315		4.2	0.0	1.0	0.1	0.6	-0.1
Apparel knitting mills.....	3151		0.1	0.0	0.0	0.0	0.0	-0.1
Apparel Knitting Mills.....	31512		0.1	0.0	0.0	0.0	0.0	-0.1
Apparel knitting mills.....	315120		0.1	0.0	0.0	0.0	0.0	-0.1
Primary products.....		315120-P	0.1	0.0	0.0	0.0	0.0	-0.1
Hosiery and socks.....		315120-1	-0.2	0.0	0.0	0.0	0.0	0.0
Hosiery and socks.....		315120-10	-0.2	0.0	0.0	0.0	0.0	0.0
Other apparel knitting mills.....		315120-2	1.4	0.0	0.0	0.0	0.0	-0.5
Outerwear, made in knitting mills.....		315120-28	-	-	-	0.0	0.0	-0.5
Secondary products and miscellaneous receipts.....		315120-SM						
Cut and sew apparel manufacturing.....	3152		4.8	0.0	1.3	0.0	0.7	-0.1
Cut and sew apparel contractors.....	31521		15.1	0.0	4.8	0.0	2.7	0.0
Cut and sew apparel contractors.....	315210		15.1	0.0	4.8	0.0	2.7	0.0
Primary products.....		315210-P	15.3	0.0	4.8	0.0	2.7	0.0
Contract receipts for men's and boys' (including unisex) apparel.....		315210-4	10.0	0.0	2.4	0.0	0.0	0.0
Contract receipts for men's and boys' pants, work apparel, and other outerwear.....		315210-48	8.9	0.0	0.0	0.0	0.0	0.0
Secondary products and miscellaneous receipts.....		315210-SM						
Cut and sew apparel manufacturing (except contractors).....	31525		1.3	0.0	0.1	0.1	0.0	-0.1
Cut and sew apparel manufacturing (except contractors).....	315250		1.3	0.0	0.1	0.1	0.0	-0.1
Primary products.....		315250-P	1.3	0.0	0.1	0.1	0.0	-0.1
Men's and boys' cut and sew apparel manufacturing.....		315250-1	0.1	-0.1	-0.2	0.2	-0.3	-0.3
Men's and boys' nightwear, robes, and underwear, made from purchased fabrics.....		315250-11	0.7	0.0	0.0	0.0	0.0	0.0
Men's and boys' suits, coats, and overcoats, made from purchased fabrics.....		315250-12	1.3	0.4	0.0	0.0	0.0	0.0
Men's and boys' shirts, except work shirts, made from purchased fabrics.....		315250-13	3.4	0.0	0.0	0.0	0.0	0.0
Men's and boys' pants, except work pants, made from purchased fabrics.....		315250-14	-	0.0	0.0	0.0	0.0	-
Men's and boys' work clothing, made from purchased fabrics.....		315250-15	-5.0	-1.4	-0.9	1.1	-1.3	-1.5
Men's and boys' other outerwear, made from purchased fabrics.....		315250-16	-0.3	0.0	-0.1	0.0	0.0	0.0
Women's, girls', and infants' cut and sew apparel manufacturing.....		315250-2	1.6	0.0	0.2	0.0	0.0	0.0
Women's and girls' lingerie and nightwear, made from purchased fabrics.....		315250-21	0.0	0.0	0.0	0.0	0.0	0.0
Women's and girls' blouses and shirts, made from purchased fabrics.....		315250-22	-1.4	0.0	0.0	0.0	0.0	0.0
Women's and girls' dresses, made from purchased fabrics.....		315250-23	5.0	0.0	0.3	0.0	0.0	0.0
Women's and girls' suits, coats, and skirts, made from purchased fabrics.....		315250-24	0.4	-0.1	0.0	0.0	0.0	0.0
Women's and girls' other outerwear, made from purchased fabrics.....		315250-25	0.9	0.1	0.5	0.0	0.0	0.1
Other cut and sew apparel manufacturing.....		315250-3	2.2	0.0	0.0	0.0	0.3	0.0
Fur and leather apparel, made from purchased materials.....		315250-31	0.9	0.0	0.0	0.0	0.0	0.0
All other cut and sew apparel, made from purchased materials.....		315250-32	2.4	0.0	0.0	0.0	0.3	0.0
Secondary products and miscellaneous receipts.....		315250-SM						
Miscellaneous receipts.....		315250-M	1.3	0.0	0.0	0.0	0.0	0.0
Secondary products.....		315250-S	5.6	1.1	0.3	0.4	0.0	0.0
Accessories and other apparel manufacturing.....	3159		2.6	0.2	0.0	0.3	-0.1	-0.2
Accessories and other apparel manufacturing.....	31599		2.6	0.2	0.0	0.3	-0.1	-0.2
Accessories and other apparel manufacturing.....	315990		2.6	0.2	0.0	0.3	-0.1	-0.2
Primary products.....		315990-P	2.4	0.0	0.0	0.3	-0.2	-0.2
All other accessories and apparel.....		315990-B	0.4	0.0	0.0	0.0	0.4	0.0
Leather belts, made from purchased materials.....		315990-BC	-	0.0	0.0	0.0	2.7	-

See footnotes at end of table.

Table 12. Producer price index percentage changes for the net output of selected industries and their products, not seasonally adjusted — Continued
 [September 2024]

Title ¹	Industry code	Product code	Unadjusted 12-month percent change ²	Unadjusted 1-month percent change ²				
			Sept. 2023 to Sept. 2024 ^P	Apr. to May	May to June ^P	June to July ^P	July to Aug. ^P	Aug. to Sept. ^P
Accessories and other apparel manufacturing - Continued								
All other apparel accessories, made from purchased materials.....		315990-BE	0.0	0.0	0.0	0.0	0.0	0.0
Hats, caps, and millinery products.....		315990-4	5.1	0.0	0.0	0.8	-1.1	-0.4
Men's and boys' fabric, straw, and felt hats, made from purchased materials....		315990-41	5.5	0.0	0.0	1.4	-1.4	-0.5
Women's, girls', and infants' fabric, straw, and felt hats, made from purchased materials.....		315990-43	4.1	0.0	0.0	0.0	0.0	0.0
Hat bodies and fabric caps, made from purchased materials.....		315990-45	1.9	0.0	0.0	-3.4	0.0	0.0
Gloves and mittens, made from purchased materials.....		315990-7	1.1	0.0	0.0	0.0	1.1	0.0
Secondary products and miscellaneous receipts.....		315990-SM						
Miscellaneous receipts.....		315990-M	4.7	4.7	0.0	0.0	0.0	0.0
Secondary products.....		315990-S	4.4	0.0	0.0	0.0	1.4	0.0
Leather and allied product manufacturing.....	316		0.9	0.0	-0.2	0.0	0.0	-0.1
Leather and hide tanning and finishing.....	3161		-1.3	-0.2	-0.8	-0.8	0.0	-0.5
Leather and hide tanning and finishing.....	31611		-1.3	-0.2	-0.8	-0.8	0.0	-0.5
Leather and hide tanning and finishing.....	316110		-1.3	-0.2	-0.8	-0.8	0.0	-0.5
Primary products.....		316110-P	-1.3	-0.2	-0.8	-0.8	0.0	-0.5
Finished and unfinished leather.....		316110-1	-1.6	-0.2	-0.9	-0.9	-0.2	-0.6
Tanning or finishing leather owned by others, and furs, dressed and dyed or bleached.....		316110-2	1.5	-0.2	0.0	0.0	1.7	0.0
Contract and commission receipts for tanning or finishing leather owned by others.....		316110-21	-0.2	-0.2	0.0	0.0	0.1	0.0
Secondary products and miscellaneous receipts.....		316110-SM						
Footwear manufacturing.....	3162		1.7	0.0	0.0	0.1	-0.1	0.0
Footwear manufacturing.....	31621		1.7	0.0	0.0	0.1	-0.1	0.0
Footwear manufacturing.....	316210		1.7	0.0	0.0	0.1	-0.1	0.0
Primary products.....		316210-P	1.7	0.0	0.0	0.1	-0.1	0.0
Rubber and plastics footwear, including athletic footwear.....		316210-1	1.2	0.0	0.0	0.1	0.0	0.0
Men's footwear (size 6 and larger), excluding athletic.....		316210-2	1.9	0.0	0.0	0.0	0.0	0.0
Women's footwear (size 4 and larger), excluding athletic.....		316210-5	2.7	0.0	0.0	0.5	-0.6	0.0
Secondary products and miscellaneous receipts.....		316210-SM						
Miscellaneous receipts.....		316210-M	2.5	0.0	0.0	0.0	0.0	0.0
Other leather product manufacturing.....	3169		1.7	0.0	0.0	0.4	0.1	0.1
Other leather product manufacturing.....	31699		1.7	0.0	0.0	0.4	0.1	0.1
Other leather and allied product manufacturing.....	316990		1.7	0.0	0.0	0.4	0.1	0.1
Primary products.....		316990-P	1.8	0.0	0.0	0.4	0.1	0.1
Women's and children's handbags and purses.....		316990-1	0.3	0.0	0.0	0.0	0.0	0.0
All other leather goods and allied products.....		316990-2	2.2	0.0	0.0	0.5	0.1	0.1
Luggage (including suitcases, travel bags, backpacks, and other types).....		316990-21	3.0	0.0	0.0	0.0	0.0	0.3
Personal leather goods (excluding women's handbags and purses).....		316990-22	1.1	0.0	0.0	0.0	0.0	0.0
Boot and shoe cut stock and findings.....		316990-24	0.0	0.0	0.0	0.0	0.0	0.0
All other miscellaneous leather goods.....		316990-25	1.8	0.0	0.0	1.0	0.3	0.0
Secondary products and miscellaneous receipts.....		316990-SM						
Miscellaneous receipts.....		316990-M	0.0	0.0	0.0	0.0	0.0	0.0
Wood product manufacturing.....	321		-3.6	-2.0	-0.7	-1.8	0.0	0.2
Sawmills and wood preservation.....	3211		-0.3	-1.5	-0.3	-1.1	1.4	1.1
Sawmills and wood preservation.....	32111		-0.3	-1.5	-0.3	-1.1	1.4	1.1
Sawmills.....	321113		0.0	-1.8	-0.3	-1.2	1.7	1.5
Primary products.....		321113-P	-1.8	-2.0	-0.4	-1.2	1.9	1.6
Hardwood lumber, made in sawmills.....		321113-1	-1.1	1.2	0.0	-0.3	-0.4	-0.4
Softwood lumber, made in sawmills.....		321113-3	-2.0	-3.8	-0.8	-2.1	3.5	2.9
Softwood dressed lumber, less than 2 inches in nominal thickness, not edge worked.....		321113-32	-3.0	3.5	-0.1	-1.3	-9.8	-5.9
Softwood dressed 2-inch lumber, 2 inches in nominal thickness only, not edge worked.....		321113-33	0.2	-6.7	-2.0	-3.2	9.1	6.5
Softwood dressed lumber and timbers, more than 2 inches in nominal thickness, not edge worked.....		321113-34	-13.8	-6.6	2.8	-3.2	0.1	0.6
Wood chips, excluding field chips.....		321113-5	-0.9	-0.6	0.5	0.6	0.3	-0.3
Wood ties, siding, shingles, and shakes, and contract sawing of logs owned by others.....		321113-7	-7.3	0.0	0.0	0.0	-3.4	0.0
Secondary products and miscellaneous receipts.....		321113-SM						
Wood preservation.....	321114		-1.3	-0.5	-0.3	-0.6	0.2	0.0
Primary products.....		321114-P	-0.7	-0.6	-0.3	-0.6	0.0	0.0

See footnotes at end of table.

Table 12. Producer price index percentage changes for the net output of selected industries and their products, not seasonally adjusted — Continued
 [September 2024]

Title ¹	Industry code	Product code	Unadjusted 12-month percent change ²	Unadjusted 1-month percent change ²				
			Sept. 2023 to Sept. 2024 ^P	Apr. to May	May to June ^P	June to July ^P	July to Aug. ^P	Aug. to Sept. ^P
Wood preservation - Continued								
Wood poles, piles, and posts owned and treated by the same establishment.		321114-1	0.9	-0.7	-0.1	0.5	-0.8	0.1
Other wood products owned and treated by the same establishment.		321114-5	-2.8	-0.4	-0.7	-2.0	1.0	-0.2
Receipts for treating wood owned by others w/ arsenical chemicals, creosote, & other chemicals.		321114-9	0.7	-0.7	0.0	0.0	0.1	0.0
Secondary products and miscellaneous receipts.		321114-SM						
Plywood and engineered wood product mfg.	3212		-13.6	-6.1	-2.1	-5.5	-0.9	-0.1
Plywood and engineered wood product mfg.	32121		-13.6	-6.1	-2.1	-5.5	-0.9	-0.1
Hardwood veneer and plywood manufacturing.	321211		-0.7	-0.2	-1.2	-0.4	-0.6	0.7
Primary products.		321211-P	-0.6	0.2	-1.3	-0.4	-0.7	0.8
Hardwood veneer, including veneer backed with paper, cloth, or other flexible material.		321211-1	-2.1	-0.1	0.1	-0.7	-0.5	-0.1
Hardwood plywood.		321211-4	4.6	2.9	-3.5	0.5	-1.5	2.7
Hardwood veneered panels, including two-ply veneers.		321211-7	-6.1	-4.3	-0.8	-1.4	0.0	-0.5
Secondary products and miscellaneous receipts.		321211-SM						
Softwood veneer and plywood manufacturing.	321212		-8.6	-3.6	-1.5	-3.1	-1.2	0.0
Primary products.		321212-P	-8.2	-3.8	-1.6	-3.3	-1.2	0.0
Softwood veneer, incl. veneer backed w/ paper, cloth, or other flexible material. ...		321212-1	-5.1	0.4	-1.1	-2.4	-5.0	-1.7
Softwood plywood products: rough, sanded, and specialties.		321212-4	-10.0	-6.2	-1.8	-3.9	0.9	0.9
Secondary products and miscellaneous receipts.		321212-SM						
Secondary products.		321212-S	-13.0	-0.3	0.2	0.3	0.2	-0.2
Engineered wood member manufacturing.	321215		-3.9	-1.8	0.0	0.0	-0.5	0.3
Primary products.		321215-P	-4.3	-1.5	0.1	-0.1	-0.5	0.2
Engineered wood members (excluding trusses).		321215-1	0.4	0.1	0.7	0.1	0.1	0.8
Laminated veneer lumber.		321215-11	3.6	0.1	0.4	0.4	0.0	2.2
Other engineered structural wood members, excluding trusses & laminated veneer lumber.		321215-12	-1.4	0.1	0.8	0.0	0.1	0.0
Wood trusses.		321215-2	-6.1	-2.2	-0.1	-0.2	-0.7	-0.1
Secondary products and miscellaneous receipts.		321215-SM						
Reconstituted wood product manufacturing.	321219		-27.7	-12.6	-4.7	-13.5	-1.4	-0.8
Primary products.		321219-P	-28.2	-12.9	-4.8	-13.9	-1.5	-0.9
Hardboard products.		321219-B	-0.2	-0.2	0.0	0.0	0.0	0.0
Particleboard made from particleboard produced at the same location.		321219-1	0.1	1.1	-0.3	0.3	0.8	0.0
Medium density fiberboard (MDF) made from MDF produced at the same location.		321219-3	-	0.9	-1.1	-0.2	0.1	-
Secondary products and miscellaneous receipts.		321219-SM						
Other wood product manufacturing.	3219		0.4	-0.2	-0.2	-0.3	0.0	-0.1
Millwork.	32191		2.9	-0.1	-0.3	0.1	-0.1	0.1
Wood window and door manufacturing.	321911		4.0	0.0	0.0	0.0	0.0	0.0
Primary products.		321911-P	3.9	0.0	0.0	0.0	0.0	0.0
Wood window units.		321911-1	3.2	0.0	0.0	0.0	0.0	0.0
Double hung wood window units.		321911-11	3.1	0.0	0.0	0.0	0.0	0.0
Casement wood window units.		321911-12	3.1	0.0	0.0	0.0	0.0	0.0
All other wood window units, including horizontal sliding, awning and single hung.		321911-13	3.6	0.0	0.0	0.0	0.0	0.0
Wood sash, excluding sash shipped in window units.		321911-3	3.5	0.0	0.0	0.0	0.0	0.0
Wood window & door frames, incl. door frames in door units, excl. window frames in window units.		321911-5	8.8	0.0	0.0	0.0	0.0	0.0
Wood panel, flush, & molded face doors, interior & exterior, incl. doors with glazed sections.		321911-7	2.6	0.0	0.2	-0.2	-0.1	-0.1
Other wood doors, incl. garage, patio, bifold, cabinet, screen, storm and louver. ...		321911-9	3.3	0.1	0.0	0.1	0.0	0.0
Secondary products and miscellaneous receipts.		321911-SM						
Secondary products.		321911-S	1.5	0.0	0.1	0.0	0.0	0.0
Cut stock, resawing lumber, and planing.	321912		2.4	-0.1	-0.7	0.9	-0.1	0.1
Primary products.		321912-P	4.6	-0.1	0.7	1.1	-0.1	0.1
Softwood lumber, made from purchased lumber.		321912-3	-1.0	-0.6	-0.2	0.0	-0.6	0.3
Hardwood cut stock and dimension.		321912-6	9.5	0.0	1.3	2.7	0.0	0.0
Softwood cut stock and dimension.		321912-8	-6.9	-4.0	0.8	-1.0	0.1	0.2
Sawn wood fence stock, wood lath, and contract resawing and planing.		321912-9	0.0	0.0	0.0	0.0	0.0	0.0
Secondary products and miscellaneous receipts.		321912-SM						
Other millwork, including flooring.	321918		1.5	-0.2	-0.5	-0.3	-0.2	0.3
Primary products.		321918-P	0.9	-0.4	-0.6	-0.4	-0.1	0.4
Wood moldings.		321918-2	-4.3	-1.0	-1.7	-1.4	0.0	0.9

See footnotes at end of table.

Table 12. Producer price index percentage changes for the net output of selected industries and their products, not seasonally adjusted — Continued
 [September 2024]

Title ¹	Industry code	Product code	Unadjusted 12-month percent change ²	Unadjusted 1-month percent change ²					
				Sept. 2023 to Sept. 2024 ^P	Apr. to May	May to June ^P	June to July ^P	July to Aug. ^P	Aug. to Sept. ^P
Other millwork, including flooring - Continued									
Other wood millwork products, including stairwork, exterior millwork, and softwood flooring.....		321918-5	5.1	-0.4	0.0	0.0	-0.1	0.4	
Hardwood flooring.....		321918-7	0.0	0.1	-0.3	0.1	-0.2	0.1	
Hardwood flooring, other than oak and maple.....		321918-72	-3.5	0.0	0.0	0.0	0.0	0.0	
Oak and maple hardwood flooring.....		321918-73	0.2	0.1	-0.4	0.1	-0.2	0.1	
Secondary products and miscellaneous receipts.....		321918-SM							
Secondary products.....		321918-S	-1.1	-0.7	0.6	-0.5	-0.2	0.0	
Wood container and pallet manufacturing.....	32192		-8.8	-0.5	-0.2	-1.3	-0.1	-0.6	
Wood container and pallet manufacturing.....	321920		-8.9	-0.5	-0.2	-1.3	-0.1	-0.6	
Primary products.....		321920-P	-9.1	-0.6	-0.2	-1.4	-0.2	-0.7	
Nailed and lock-corner wood boxes.....		321920-1	-0.3	-1.1	0.0	0.8	0.0	0.0	
Wood box and crate shook.....		321920-3	-4.7	0.0	0.0	-0.5	-0.5	0.0	
Wood pallets and pallet containers, wood and metal combination.....		321920-5	-9.3	-0.6	-0.3	-1.1	-0.2	-0.7	
Other wood container parts and wood containers.....		321920-7	-	0.0	0.0	-7.4	-	-	
Secondary products and miscellaneous receipts.....		321920-SM							
Miscellaneous receipts.....		321920-M	-26.6	-0.4	-1.5	0.9	0.0	0.0	
Secondary products.....		321920-S	-	-0.3	-	-	-	-	
All other wood product manufacturing.....	32199		1.9	-0.2	0.0	-0.6	0.2	-0.1	
Manufactured home, mobile home, manufacturing.....	321991		1.6	0.4	-0.1	0.0	-0.2	0.0	
Primary products.....		321991-P	1.6	0.4	-0.1	0.0	-0.2	0.0	
Manufactured homes (mobile homes), all width sizes (incl. multisection).....		321991-1	1.6	0.4	-0.1	0.0	-0.2	0.0	
Secondary products and miscellaneous receipts.....		321991-SM							
Prefabricated wood building manufacturing.....	321992		-0.8	-0.1	0.2	-1.2	0.0	-0.2	
Primary products.....		321992-P	-0.7	0.0	0.2	-1.2	0.0	-0.2	
Prefabricated stationary wood buildings, components (not sold as complete units).....		321992-1	3.4	0.0	0.0	0.0	0.0	0.0	
Prefabricated stationary wood buildings, shipped in panel form (complete units).....		321992-5	-2.9	0.0	-0.2	-3.0	-0.1	-0.5	
Prefabricated stationary wood buildings, precut packages (complete units).....		321992-6	-1.0	-0.2	1.5	-0.1	-0.2	-0.2	
Prefabricated stationary wood buildings, shipped in three-dimensional assemblies.....		321992-7	1.1	0.1	0.0	0.0	0.2	0.0	
Prefabricated stationary wood buildings, three-dimensional assemblies, residential.....		321992-71	1.3	0.1	0.0	0.0	0.2	0.0	
Prefabricated stationary wood buildings, three-dimensional assemblies, nonresidential.....		321992-72	0.1	0.0	0.0	0.0	0.0	0.0	
Secondary products and miscellaneous receipts.....		321992-SM							
Miscellaneous receipts.....		321992-M	-8.5	-1.8	-2.5	-1.8	-0.8	-0.2	
Secondary products.....		321992-S	-0.2	0.0	0.0	0.0	0.0	-0.2	
Miscellaneous wood product manufacturing.....	321999		4.4	-0.8	0.0	-0.6	0.9	0.0	
Primary products.....		321999-P	5.0	-0.9	0.0	-0.2	0.9	0.0	
All other miscellaneous wood products.....		321999-0	5.0	-0.9	0.0	-0.2	0.9	0.0	
Secondary products and miscellaneous receipts.....		321999-SM							
Paper manufacturing.....	322		2.3	0.5	0.0	0.3	0.7	0.9	
Pulp, paper & paperboard mills.....	3221		3.0	0.5	0.2	0.5	0.9	1.3	
Pulp mills.....	32211		21.6	1.8	0.8	1.6	1.1	-2.9	
Pulp mills.....	322110		21.6	1.8	0.8	1.6	1.1	-2.9	
Primary products.....		322110-P	21.6	1.8	0.8	1.6	1.1	-2.9	
Special alpha and dissolving wood pulp, incl. sulfite and sulfate and other wood pulp.....		322110-6	29.4	2.0	1.0	1.7	1.3	-3.2	
All other miscellaneous pulp, other than wood, and pulp mill by-products, incl. turpentine.....		322110-9	-21.0	0.0	-0.4	1.2	-0.1	0.1	
Paper mills.....	32212		2.0	0.3	0.1	0.4	0.0	2.7	
Paper mills.....	322120		1.9	0.3	0.1	0.4	0.0	2.7	
Primary products.....		322120-P	1.4	0.3	0.0	0.3	0.2	2.8	
Bleached bristol, clay-coated, uncoated, and industrial converted paper.....		322120-1	-0.6	0.5	0.1	0.1	0.5	-0.3	
Sanitary tissue paper products, made in paper mills.....		322120-4	2.6	0.0	0.0	0.4	0.0	5.7	
Newsprint and uncoated ground-wood paper.....		322120-5	-6.9	5.9	0.0	0.0	0.0	1.8	
Secondary products and miscellaneous receipts.....		322120-SM							
Paperboard mills.....	32213		2.1	0.5	0.1	0.5	1.9	0.2	
Paperboard mills.....	322130		2.1	0.5	0.1	0.5	1.9	0.2	
Primary products.....		322130-P	1.9	0.3	0.3	0.6	1.9	0.3	
Bleached packaging and industrial converting paperboard.....		322130-B	-0.2	0.0	0.0	0.1	0.0	0.0	

See footnotes at end of table.

Table 12. Producer price index percentage changes for the net output of selected industries and their products, not seasonally adjusted — Continued
 [September 2024]

Title ¹	Industry code	Product code	Unadjusted 12-month percent change ²	Unadjusted 1-month percent change ²					
				Sept. 2023 to Sept. 2024 ^P	Apr. to May	May to June ^P	June to July ^P	July to Aug. ^P	Aug. to Sept. ^P
Paperboard mills - Continued									
Unbleached kraft packaging and industrial converting paperboard.....		322130-1	-0.5	0.3	0.5	0.9	2.0	0.2	
Recycled paperboard.....		322130-7	4.9	0.7	0.0	0.5	2.4	0.8	
Secondary products and miscellaneous receipts.....		322130-SM							
Converted paper product mfg.....	3222		1.9	0.5	0.0	0.2	0.7	0.6	
Paper container mfg.....	32221		2.9	0.7	0.0	0.3	1.2	0.6	
Corrugated and solid fiber box manufacturing.....	322211		4.3	0.7	0.1	0.1	1.8	0.9	
Primary products.....		322211-P	4.3	0.7	0.1	0.1	1.8	0.9	
Corrugated and solid fiber boxes, including pallets.....		322211-0	4.3	0.7	0.1	0.1	1.8	0.9	
Corrugated shipping containers for food and beverages and carryout boxes for retail food.....		322211-01	3.1	0.9	0.3	0.5	1.6	0.3	
Corrugated shipping containers for paper and allied products.....		322211-02	5.5	-0.2	0.0	0.0	2.2	0.0	
Corrugated shipping containers for metal and electrical machinery.....		322211-03	-1.8	0.1	0.0	0.0	1.4	0.0	
Corrugated shipping containers for all other end uses.....		322211-04	3.9	1.0	0.0	-0.2	2.1	2.0	
Corrugated paperboard in sheets and rolls, lined and unlined.....		322211-05	4.7	0.1	0.5	0.0	0.5	1.3	
Other corrugated and solid fiber products, including containers, pallets, pads, etc.....		322211-09	10.3	1.5	0.0	0.3	2.8	1.0	
Secondary products and miscellaneous receipts.....		322211-SM							
Miscellaneous receipts.....		322211-M	15.4	0.0	0.0	0.0	9.3	-1.8	
Secondary products.....		322211-S	0.2	0.0	0.0	0.1	0.0	0.0	
Folding paperboard box manufacturing.....	322212		0.6	1.2	-0.7	0.7	0.2	0.3	
Primary products.....		322212-P	0.8	1.2	-0.7	0.9	0.2	0.3	
Folding paperboard boxes, packaging, and packaging components.....		322212-0	0.8	1.2	-0.7	0.9	0.2	0.3	
Secondary products and miscellaneous receipts.....		322212-SM							
Other paperboard container manufacturing.....	322219		-0.8	0.1	0.0	0.3	0.0	0.0	
Primary products.....		322219-P	-0.8	0.1	0.0	0.4	0.0	-0.1	
Setup (rigid) paperboard boxes.....		322219-1	2.4	-0.7	-0.5	0.1	0.0	-0.6	
Paperboard fiber drums with ends of any material.....		322219-7	4.1	2.2	0.0	0.3	0.5	0.0	
Fiber cans, tubes, and similar fiber products.....		322219-8	1.4	0.2	0.2	0.4	-0.3	-0.1	
Fiber cans, all fiber and composite.....		322219-81	2.1	0.2	0.1	-0.2	0.6	-0.1	
Fiber cores and tubes.....		322219-82	0.5	0.0	0.2	1.6	-1.9	0.0	
Paperboard cones, reels, spools, bobbins, blocks, and all vulcanized fiber products.....		322219-83	0.0	0.0	0.0	0.0	0.0	0.0	
Secondary products and miscellaneous receipts.....		322219-SM							
Paper bag and coated and treated paper mfg.....	32222		1.1	0.1	0.0	0.3	-0.1	0.4	
Paper bag and coated and treated paper manufacturing.....	322220		1.1	0.1	0.0	0.3	-0.1	0.4	
Primary products.....		322220-P	0.9	0.1	0.0	0.3	-0.1	0.4	
Specialty bags, pouches, and liners, multiweb laminations and foil, except film-film.....		322220-C	-0.6	-0.1	0.1	0.2	0.0	0.0	
Uncoated single-web paper grocers' bags and sacks and variety and shopping bags.....		322220-D	0.4	0.0	0.0	0.3	0.0	0.0	
Laminated aluminum foil rolls and sheets for flexible packaging uses.....		322220-F	-0.2	0.0	0.0	0.0	-0.4	0.0	
Pasted, lined, laminated, or surface-coated paperboard.....		322220-G	-0.2	0.0	0.0	0.0	0.0	0.0	
Single-web paper, rolls and sheets, including waxed, for flexible packaging uses.....		322220-H	0.1	0.0	0.0	0.0	0.0	0.0	
Multiweb laminated rolls and sheets, except foil, for flexible packaging uses.....		322220-J	1.6	0.0	0.0	0.2	0.0	0.0	
Pressure-sensitive products.....		322220-N	-0.3	-0.8	1.2	-0.2	0.1	0.3	
Wallcoverings.....		322220-7	1.9	0.0	1.9	0.0	0.0	0.0	
Converted foil for nonpackaging applications.....		322220-8	0.0	0.0	0.0	0.0	0.0	0.0	
Other coated and processed papers, except for packaging uses.....		322220-9	6.7	3.3	-3.6	2.0	-1.1	3.0	
Secondary products and miscellaneous receipts.....		322220-SM							
Miscellaneous receipts.....		322220-M	-	0.0	0.0	0.0	-	-	
Stationery product mfg.....	32223		2.0	0.7	0.1	-1.2	0.0	1.3	
Stationery product manufacturing.....	322230		2.0	0.7	0.1	-1.2	0.0	1.3	
Primary products.....		322230-P	1.9	0.8	0.1	-1.2	0.0	1.4	
Die-cut paper and paperboard office supplies.....		322230-4	13.6	-0.2	0.0	0.0	0.0	0.0	
Envelopes, commercial, all types and materials.....		322230-5	-1.7	0.1	0.3	-0.3	-0.3	0.2	
Tablets, pads and related products.....		322230-9	-1.7	-0.1	0.2	0.0	0.1	0.0	
Secondary products and miscellaneous receipts.....		322230-SM							
Miscellaneous receipts.....		322230-M	-2.2	-0.2	0.0	0.2	0.1	-0.1	
Other converted paper product mfg.....	32229		-0.9	0.3	0.0	0.5	0.0	0.5	
Sanitary paper product manufacturing.....	322291		-1.3	0.4	-0.1	0.5	0.1	0.7	
Primary products.....		322291-P	-1.4	0.4	-0.1	0.4	0.1	0.7	

See footnotes at end of table.

Table 12. Producer price index percentage changes for the net output of selected industries and their products, not seasonally adjusted — Continued
[September 2024]

Title ¹	Industry code	Product code	Unadjusted 12-month percent change ²	Unadjusted 1-month percent change ²				
				Sept. 2023 to Sept. 2024 ^P	Apr. to May	May to June ^P	June to July ^P	July to Aug. ^P
Sanitary paper product manufacturing - Continued								
Disposable diapers and similar disposable products, made from purchased sanitary paper stock.....		322291-2	1.2	0.0	0.0	0.0	0.0	1.2
Sanitary tissue paper products, made from purchased sanitary paper stock or wadding.....		322291-5	-3.6	0.8	-0.1	0.8	0.3	0.2
Secondary products and miscellaneous receipts.....		322291-SM						
Miscellaneous receipts.....		322291-M	-0.2	0.0	-8.2	11.6	-17.7	18.5
All other converted paper product mfg.....	322299		0.2	0.0	0.2	0.6	-0.3	0.1
Primary products.....		322299-P	0.7	0.1	0.1	0.6	-0.3	0.3
Molded pulp goods, including egg cartons, florist pots, food trays, etc.....		322299-1	1.6	0.8	0.3	-0.1	0.1	1.5
Miscellaneous converted paper and paperboard products.....		322299-3	0.4	-0.1	0.0	0.9	-0.5	-0.1
Secondary products and miscellaneous receipts.....		322299-SM						
Secondary products.....		322299-S	-	0.0	0.1	0.2	-	-
Printing and related support activities.....	323		3.7	0.0	0.3	0.3	0.5	0.0
Printing and related support activities.....	3231		3.7	0.0	0.3	0.3	0.5	0.0
Printing.....	32311		3.8	0.0	0.3	0.3	0.5	0.0
Commercial screen printing.....	323113		1.8	0.1	0.0	0.3	0.4	0.0
Primary products.....		323113-P	1.8	0.1	0.0	0.3	0.5	0.0
Screen printing on garments, apparel accessories, and other fabric articles, excluding labels.....		323113-4	1.2	0.1	0.0	0.4	-0.1	0.0
Screen printing (excluding on textiles, apparel, apparel accessories, and labels)...		323113-6	3.7	0.0	0.0	0.0	2.2	0.0
Secondary products and miscellaneous receipts.....		323113-SM						
Miscellaneous receipts.....		323113-M	2.6	0.0	0.8	1.0	-0.4	0.5
Secondary products.....		323113-S	1.9	0.1	0.2	0.0	0.4	0.0
Books printing.....	323117		2.4	-2.8	0.0	0.1	1.0	0.0
Primary products.....		323117-P	3.9	-3.4	0.0	0.2	1.2	0.0
Other book and pamphlet printing and binding.....		323117-E	2.4	0.0	0.0	0.0	0.0	0.0
Textbook printing and binding.....		323117-1	-0.4	0.0	0.0	0.5	0.0	0.0
Technical, scientific, & professional book printing & binding.....		323117-3	-2.6	3.2	0.0	2.1	0.0	0.0
Religious book printing and binding.....		323117-5	0.7	0.5	0.0	-0.7	0.3	0.0
General book (trade, etc.) printing & binding.....		323117-7	8.4	-7.8	0.0	0.0	2.5	0.0
Secondary products and miscellaneous receipts.....		323117-SM						
Commercial printing, except screen and books.....	32311K		4.0	0.2	0.3	0.3	0.5	0.0
Primary products.....		32311K-P	2.2	0.2	0.4	0.4	0.4	0.0
Commercial lithographic printing.....		32311K-0	0.0	0.0	0.0	0.6	0.2	-0.1
Other commercial and general job printing (lithographic).....		32311K-0B	0.3	0.5	0.0	1.7	0.5	-0.1
Magazine and periodical printing (lithographic).....		32311K-01	-0.8	0.0	0.0	0.4	0.5	0.0
Label and wrapper printing (lithographic).....		32311K-03	1.4	0.0	0.0	1.2	0.3	0.0
Catalog and directory printing (lithographic).....		32311K-05	0.1	0.0	0.0	1.0	0.2	0.0
Advertising printing (lithographic).....		32311K-09	-0.1	0.0	0.0	0.8	0.2	-0.2
Commercial flexographic printing.....		32311K-2	0.3	0.0	-0.1	0.0	0.0	0.0
Label and wrapper printing (flexographic).....		32311K-21	0.4	0.0	-0.1	0.0	0.0	0.0
Quick printing.....		32311K-4	19.2	0.0	0.0	0.0	0.0	0.0
Digital printing.....		32311K-5	6.4	0.5	1.3	0.5	0.7	0.1
Manifold business forms printing.....		32311K-6	6.5	0.0	0.0	0.0	3.2	0.0
Other commercial printing.....		32311K-9	1.9	0.0	0.0	0.0	0.0	0.0
All other commercial and general job printing.....		32311K-9V	0.1	0.0	0.0	0.0	0.0	0.0
Secondary products and miscellaneous receipts.....		32311K-SM						
Miscellaneous receipts.....		32311K-M	8.8	0.8	3.3	1.7	1.1	0.0
Secondary products.....		32311K-S	10.0	0.1	-0.1	0.1	0.7	0.0
Support activities for printing.....	32312		2.1	0.2	0.2	0.1	0.1	0.3
Support activities for printing.....	323120		2.1	0.2	0.2	0.1	0.1	0.3
Primary products.....		323120-P	2.1	0.2	0.2	0.1	0.1	0.3
Softcover, pamphlet, sample book, and other binding of books and materials printed elsewhere.....		323120-3	1.4	0.1	0.3	0.0	0.9	0.1
Miscellaneous binding and postpress work, incl collating, perforating, folding, gluing, etc.....		323120-5	-0.8	-0.4	0.8	0.0	-1.2	1.0
Prepress services, excl platemaking (incl film, assembled flats, color sep., typesetting, etc.).....		323120-7	0.0	0.0	0.0	0.0	0.0	0.0
Printing plates and cylinders, prepared for printing (excl blank plates and blank cylinders).....		323120-9	0.6	0.0	0.0	0.0	0.0	0.0
Secondary products and miscellaneous receipts.....		323120-SM						
Petroleum and coal products manufacturing.....	324		-26.1	-8.1	-4.2	5.6	-3.0	-9.9

See footnotes at end of table.

Table 12. Producer price index percentage changes for the net output of selected industries and their products, not seasonally adjusted — Continued
 [September 2024]

Title ¹	Industry code	Product code	Unadjusted 12-month percent change ²	Unadjusted 1-month percent change ²				
			Sept. 2023 to Sept. 2024 ^P	Apr. to May	May to June ^P	June to July ^P	July to Aug. ^P	Aug. to Sept. ^P
Petroleum and coal products mfg.	3241		-26.1	-8.1	-4.2	5.6	-3.0	-9.9
Petroleum refineries.	32411		-28.1	-8.8	-4.6	6.1	-3.2	-10.8
Petroleum refineries.	324110		-28.1	-8.8	-4.6	6.1	-3.2	-10.8
Primary products.		324110-P	-28.6	-9.0	-4.7	6.2	-3.3	-11.1
Kerosene, except jet fuel.		324110-B	-32.8	-6.5	-6.8	12.8	-10.3	-10.3
Light fuel oils.		324110-C	-36.0	-18.8	-3.5	10.8	-2.3	-14.5
Home heating oil and other distillates, NEC.		324110-C1	-35.1	-7.9	0.5	1.9	-5.2	-11.8
Diesel fuel.		324110-C2	-36.1	-19.4	-3.8	11.4	-2.1	-14.6
Heavy fuel oils, including No. 5, No. 6, heavy diesel, gas enrichment oils, etc.		324110-E	-2.3	9.0	-1.7	2.4	-4.4	-1.6
Unfinished oils and lubricating oil base stock.		324110-J	0.5	4.4	2.4	1.6	-6.8	-0.6
Liquefied refinery gases, including other aliphatics (feed stock and other uses).		324110-R	1.8	-5.7	-9.5	12.7	-3.0	-19.8
Other finished petroleum products, including waxes.		324110-T	-22.2	0.5	5.2	-10.8	5.4	13.9
Gasoline, including finished base stocks and blending agents.		324110-1	-25.7	-4.4	-6.3	4.6	-2.7	-11.2
Motor gasoline, including finished base stocks and blending agents.		324110-12	-25.7	-4.4	-6.2	4.7	-2.6	-11.4
Regular gasoline.		324110-121	-25.9	-4.2	-6.6	4.9	-2.1	-12.2
Mid-premium gasoline.		324110-122	-24.1	-6.9	-4.5	5.4	-3.9	-10.8
Premium gasoline.		324110-123	-25.1	-5.0	-5.2	3.7	-4.5	-8.8
Jet fuel.		324110-6	-32.5	-6.2	-3.5	5.8	-10.5	-6.1
Asphalt.		324110-9	-18.5	5.5	0.8	0.4	-4.3	-19.0
Secondary products and miscellaneous receipts.		324110-SM1						
Asphalt paving and roofing materials mfg.	32412		2.0	0.3	0.0	0.6	-0.6	0.1
Asphalt paving mixture & block manufacturing.	324121		2.7	-1.4	0.5	0.8	-0.2	-0.4
Primary products.		324121-P	2.6	-1.6	0.5	0.8	-0.2	-0.4
Asphalt paving mixtures & blocks.		324121-0	2.6	-1.6	0.5	0.8	-0.2	-0.4
Emulsified asphalt, including liquid additives.		324121-0111	2.6	0.5	0.8	0.7	0.4	-1.5
Other liquid asphalt and tar paving materials, including cut-backs.		324121-0121	-0.2	-2.7	1.5	0.2	0.0	-1.3
Asphalt and tar paving mixt. (excl liquid), incl bitum. or asph. concrete, asph. paving cement.		324121-0131	3.3	-3.2	0.3	1.1	-0.7	0.5
Secondary products and miscellaneous receipts.		324121-SM						
Miscellaneous receipts.		324121-M	4.3	0.0	0.0	1.4	0.0	0.0
Asphalt shingle and coating materials manufacturing.	324122		1.1	2.5	-0.5	0.4	-1.1	0.8
Primary products.		324122-P	1.1	2.5	-0.6	0.4	-1.2	0.9
Roofing asphalts and pitches, coatings, and cements.		324122-1	-2.1	0.0	1.0	0.0	0.0	0.0
Prepared asphalt and tar roofing and siding products, incl. saturated felts for nonbuilding use.		324122-2	1.3	2.7	-0.7	0.4	-1.2	0.9
Asphalt smooth-surfaced roll roofing and cap sheets, organic and fiberglass base.		324122-21	-0.2	-0.6	0.4	0.0	0.0	0.0
Asphalt mineral-surfaced roll roofing and cap sheets, organic and fiberglass base.		324122-22	0.2	0.4	0.1	0.2	-0.7	0.4
Other prepared asphalt and tar products for roofing and siding.		324122-27	0.1	0.0	0.2	0.6	-0.9	1.0
Secondary products and miscellaneous receipts.		324122-SM						
Other petroleum and coal products mfg.	32419		-1.7	0.3	-0.1	-0.5	0.1	0.0
Petroleum lubricating oil and grease mfg.	324191		0.4	0.0	-0.1	-0.1	0.1	-0.1
Primary products.		324191-P	-0.3	0.0	-0.1	-0.1	0.1	-0.1
Petroleum lubricating oils and greases, refined petroleum.		324191-0	-0.3	0.0	-0.1	-0.1	0.1	-0.1
Lubricating oils (incl. hydraulic fluids, etc.), refined petroleum.		324191-011	-0.3	0.0	-0.1	-0.1	0.1	-0.1
Lubricating greases, made from refined petroleum.		324191-012	-	0.0	0.0	0.0	0.0	0.0
Secondary products and miscellaneous receipts.		324191-SM						
Miscellaneous receipts.		324191-M	-10.8	0.0	0.0	-2.7	-1.9	0.0
All other petroleum and coal products mfg.	324199		-9.1	1.4	-0.3	-2.0	-0.1	0.0
Primary products.		324199-P	-9.4	1.5	-0.3	-2.0	-0.1	0.0
Coke oven and blast furnace products, made in coke oven establishments.		324199-3	-8.3	-2.7	-0.3	-0.8	0.1	-0.9
All other petroleum and coal products (excl. coke oven products), made in coke oven estab.		324199-9	-9.5	1.7	-0.3	-2.1	-0.1	0.1
Secondary products and miscellaneous receipts.		324199-SM						
Secondary products.		324199-S	19.6	0.5	0.0	0.0	0.0	0.0
Chemical mfg.	325		0.5	0.1	0.1	0.5	0.1	-0.3
Basic chemical mfg.	3251		-2.4	-0.1	1.0	1.8	0.0	0.0
Petrochemical mfg.	32511		16.9	-1.2	1.3	7.7	0.9	1.5
Petrochemical manufacturing.	325110		17.2	-1.2	1.3	7.6	0.9	1.5
Primary products.		325110-P	26.8	-1.3	2.1	6.8	1.4	2.4
Secondary products and miscellaneous receipts.		325110-SM						

See footnotes at end of table.

Table 12. Producer price index percentage changes for the net output of selected industries and their products, not seasonally adjusted — Continued
 [September 2024]

Title ¹	Industry code	Product code	Unadjusted 12-month percent change ²	Unadjusted 1-month percent change ²				
			Sept. 2023 to Sept. 2024 ^P	Apr. to May	May to June ^P	June to July ^P	July to Aug. ^P	Aug. to Sept. ^P
Industrial gas mfg.	32512		3.3	0.4	0.7	0.1	0.6	0.4
Industrial gas manufacturing.	325120		3.3	0.4	0.7	0.1	0.6	0.4
Primary products.		325120-P	3.3	0.4	0.7	0.1	0.6	0.4
Oxygen.		325120-A	6.5	-2.0	0.9	2.7	-0.1	1.9
Argon and hydrogen.		325120-C	3.7	1.3	0.9	-0.9	0.2	0.4
Other industrial gases (including fluorocarbon and acetylene).		325120-T	5.0	1.1	-0.5	-1.5	-0.1	0.0
Carbon dioxide.		325120-4	16.7	2.7	4.9	-3.8	9.0	-0.4
Nitrogen.		325120-7	-14.8	-0.3	1.6	4.8	-1.6	0.2
Secondary products and miscellaneous receipts.		325120-SM						
Synthetic dye and pigment mfg.	32513		-3.7	-1.7	-0.1	0.0	0.1	3.2
Synthetic dye and pigment manufacturing.	325130		-3.7	-1.7	-0.1	0.0	0.1	3.2
Primary products.		325130-P	-3.8	-1.7	-0.1	0.0	0.1	3.3
All other inorganic pigments, including TiO2, chrome colors, and other white opaque pigments.		325130-N	-3.8	-2.8	0.8	-0.1	-0.4	4.3
Synthetic organic dyes, pigments, lakes, and toners.		325130-R	-3.5	2.0	-2.8	0.6	1.6	-0.2
Synthetic organic dyes.		325130-R8	-1.3	0.6	-2.7	1.3	0.6	-0.4
Synthetic organic pigments, lakes, and toners.		325130-R9	-5.3	3.2	-2.9	0.0	2.4	0.0
Secondary products and miscellaneous receipts.		325130-SM						
Secondary products.		325130-S	-2.1	0.3	-0.1	-0.1	0.0	0.8
Other basic inorganic chemical manufacturing.	32518		-4.5	0.6	0.4	-1.0	0.0	0.4
Other basic inorganic chemical manufacturing.	325180		-4.5	0.6	0.4	-1.0	0.0	0.4
Primary products.		325180-P	-5.2	0.8	0.3	-1.1	-0.1	0.4
Potassium and sodium compounds, excluding bleaches, alkalis, and alum.		325180-A	-0.5	-0.1	-0.8	0.2	-0.1	0.4
All other inorganic chemicals.		325180-H	1.2	2.3	0.7	0.5	-0.2	0.1
Inorganic acids, excluding nitric, sulfuric and phosphoric.		325180-3	2.7	0.5	-0.4	-0.4	0.5	1.0
Sodium hydroxide (caustic soda).		325180-4	-13.9	0.0	-0.1	-0.8	1.6	-1.2
Carbon black, all processes.		325180-6	-0.8	0.7	1.3	0.5	-0.2	2.3
Other alkalis.		325180-7	-16.6	0.6	-0.1	-1.9	0.5	-0.1
Sulfuric acid.		325180-9	-3.5	-6.4	1.1	-4.8	-5.5	7.9
Secondary products and miscellaneous receipts.		325180-SM						
Miscellaneous receipts.		325180-M	-	0.0	0.0	0.0	0.0	-
Secondary products.		325180-S	2.6	-2.1	1.8	0.3	1.4	0.9
Other basic organic chemical mfg.	32519		-7.0	0.0	1.2	0.9	-0.3	-0.8
Ethyl alcohol manufacturing.	325193		-19.3	4.2	2.7	3.5	-3.7	-1.5
Primary products.		325193-P	-17.9	5.7	3.5	4.6	-3.7	-1.3
Ethyl alcohol.		325193-0	-18.3	7.0	4.2	5.5	-3.6	-1.5
Distillers' dried grains (dark and light) and dried solubles.		325193-2	-14.2	-3.2	-1.5	-2.5	-4.9	0.4
Secondary products and miscellaneous receipts.		325193-SM						
Secondary products.		325193-S	-26.8	-3.4	-2.2	-3.0	-3.5	-2.7
Cyclic crude, intermediate, and gum and wood chemical mfg.	325194		-2.4	-0.3	0.4	0.3	3.9	-3.5
Primary products.		325194-P	-6.8	0.0	-0.2	0.1	3.2	-2.2
Gum and wood chemicals, including wood distillation products.		325194-1	1.0	0.0	-0.2	0.4	1.0	-0.3
Cyclic crude and intermediate chemicals.		325194-2	-9.3	0.0	-0.2	0.0	4.0	-2.8
Secondary products and miscellaneous receipts.		325194-SM						
All other basic organic chemical manufacturing.	325199		-1.5	-1.5	0.8	-0.1	0.6	-0.3
Primary products.		325199-P	-3.1	-2.1	1.0	-0.2	0.6	-0.4
Natural organic chemicals.		325199-E	-4.2	0.1	0.1	-0.1	0.0	0.0
Synthetic organic chemicals for use as flavor and perfume materials.		325199-H	6.6	0.0	0.0	-0.4	0.2	0.1
Synthetic organic rubber-processing chemicals.		325199-K	-	-0.3	0.1	1.4	-1.7	-0.4
Synthetic organic plasticizers.		325199-N	3.2	3.7	0.9	1.9	-3.7	-4.3
Other synthetic organic chemicals.		325199-R	15.2	-3.7	3.2	0.7	1.6	1.2
Miscellaneous end use chemicals and chemical products, excluding urea.		325199-T	-2.0	-0.6	0.2	0.6	0.0	-0.4
Miscellaneous cyclic and acyclic chemicals and chemical products, excluding fatty acid esters.		325199-V	-4.8	-3.0	1.2	-2.5	-0.6	-2.7
Fatty acids.		325199-1	-37.4	-5.0	-3.3	-0.8	4.5	-0.5
Industrial organic flavor oil mixtures and blends.		325199-7	-6.8	-1.9	-0.1	-0.3	0.0	-0.1
Secondary products and miscellaneous receipts.		325199-SM						
Resin, synthetic rubber, and artificial/synthetic fiber/filaments mfg.	3252		-0.1	0.7	-0.1	0.7	0.1	-3.2
Resin and synthetic rubber mfg.	32521		-0.1	0.4	0.1	0.9	0.0	-3.1
Plastics material and resin manufacturing.	325211		-1.3	0.2	0.0	1.1	0.1	-3.5
Primary products.		325211-P	-1.6	-0.1	0.1	1.5	-0.5	-3.4
Thermoplastic resins and plastics materials.		325211-1	-0.4	0.0	-0.1	1.6	0.2	-3.4

See footnotes at end of table.

Table 12. Producer price index percentage changes for the net output of selected industries and their products, not seasonally adjusted — Continued
 [September 2024]

Title ¹	Industry code	Product code	Unadjusted 12-month percent change ²	Unadjusted 1-month percent change ²				
				Sept. 2023 to Sept. 2024 ^P	Apr. to May	May to June ^P	June to July ^P	July to Aug. ^P
Plastics material and resin manufacturing - Continued								
Thermosetting resins and plastics materials.....		325211-4	-9.0	-0.5	0.8	0.5	-5.5	-3.2
Secondary products and miscellaneous receipts.....		325211-SM						
Synthetic rubber manufacturing.....	325212		14.6	1.8	1.4	-0.6	-0.5	0.6
Primary products.....		325212-P	14.7	1.8	1.4	-0.6	-0.5	0.6
Synthetic rubber (vulcanizable elastomers).....		325212-0	14.7	1.8	1.4	-0.6	-0.5	0.6
Secondary products and miscellaneous receipts.....		325212-SM						
Artificial fibers and filaments manufacturing.....	325222		-1.0	4.6	-2.7	-1.7	0.4	-4.5
Artificial fibers and filaments manufacturing.....	325220		-1.1	4.6	-2.7	-1.7	0.4	-4.5
Primary products.....		325220-P	-1.5	4.8	-2.9	-1.8	0.4	-4.7
Polyester manufactured fibers.....		325220-7	3.8	0.5	0.9	1.1	0.5	-0.6
Other noncellulosic organic fibers, incl. polyamide, polyolefin, and producer-textured.....		325220-9	-3.7	6.8	-4.4	-3.1	0.3	-6.8
Secondary products and miscellaneous receipts.....		325220-SM						
Pesticide, fertilizer, and other agricultural chemical mfg.....	3253		3.1	-0.7	-0.6	-0.6	-0.4	0.4
Fertilizer mfg.....	32531		5.4	-1.4	-1.4	-1.1	-0.8	0.8
Nitrogenous fertilizer manufacturing.....	325311		3.5	-1.3	-4.0	-1.1	-1.6	0.5
Primary products.....		325311-P	3.1	-1.3	-4.1	-1.1	-1.6	0.5
Synthetic ammonia, nitric acid, ammonium compounds, and urea.....		325311-A	3.3	-1.4	-4.7	-1.2	-1.9	0.5
Fertilizer materials of organic origin.....		325311-7	1.3	-0.8	1.3	0.0	0.0	0.0
Secondary products and miscellaneous receipts.....		325311-SM						
Secondary products.....		325311-S	48.0	1.5	-1.1	-0.9	-0.9	0.9
Phosphatic fertilizer manufacturing.....	325312		9.1	-2.4	0.0	-1.8	0.0	1.8
Primary products.....		325312-P	9.7	-2.5	0.1	-1.8	0.0	2.0
Phosphoric acid, superphosphates, and other phosphatic fertilizer materials.....		325312-A	13.0	-4.7	0.7	-2.6	0.1	2.9
Mixed fertilizers, made in plants which manufacture fertilizer materials.....		325312-7	2.9	2.9	-1.4	0.0	0.0	0.0
Secondary products and miscellaneous receipts.....		325312-SM						
Fertilizer, mixing only, manufacturing (including compost).....	325314		1.6	0.2	0.0	0.2	-1.0	-0.7
Primary products.....		325314-P	1.7	0.2	0.0	0.3	-1.0	-0.7
Mixed fertilizers, mixing only.....		325314-0	1.7	0.2	0.0	0.3	-1.0	-0.7
Mixed fertilizers, dry, mixing only.....		325314-01	1.7	0.0	-0.1	0.0	-0.6	0.6
Mixed fertilizers, liquid, mixing only.....		325314-02	1.6	1.1	0.0	1.7	-3.5	-7.0
Secondary products and miscellaneous receipts.....		325314-SM						
Miscellaneous receipts.....		325314-M	-2.2	-1.7	0.0	-2.6	0.7	-1.9
Pesticide and other agricultural chemical mfg.....	32532		0.4	0.2	0.5	0.0	0.0	0.0
Pesticide and other agricultural chemical manufacturing.....	325320		0.4	0.2	0.5	0.0	0.0	0.0
Primary products.....		325320-P	0.4	0.2	0.5	0.0	0.0	0.0
Agricultural and commercial pesticides and chemicals.....		325320-1	0.4	0.1	0.5	0.0	0.0	0.0
Lawn and garden pesticides and chemicals.....		325320-4	-0.8	0.0	0.0	0.0	0.0	-0.2
Household and institutional pesticides and chemicals.....		325320-7	2.9	2.2	0.0	0.0	0.0	0.0
Secondary products and miscellaneous receipts.....		325320-SM						
Pharmaceutical and medicine mfg.....	3254		2.3	-0.1	-0.1	0.1	0.3	0.0
Pharmaceutical and medicine mfg.....	32541		2.3	-0.1	-0.1	0.1	0.3	0.0
Medicinal and botanical manufacturing.....	325411		5.6	0.0	-0.1	0.1	-0.1	0.2
Primary products.....		325411-P	5.6	0.0	-0.2	0.1	-0.2	0.2
Synthetic organic medicinal chemicals, medicinal & botanical drugs, & other products.....		325411-0	5.6	0.0	-0.2	0.1	-0.2	0.2
Secondary products and miscellaneous receipts.....		325411-SM1						
Pharmaceutical preparation manufacturing.....	325412		2.4	0.0	-0.1	0.1	0.3	0.0
Primary products.....		325412-P	2.5	0.0	-0.1	0.1	0.3	0.0
Pharmaceuticals acting on the respiratory system, for human use.....		325412-A	2.8	0.0	0.0	1.3	0.0	0.0
Antihistamines and bronchodilators, including antiasthmatics.....		325412-A111	1.2	0.0	0.0	0.0	0.0	0.0
Other respiratory preparations.....		325412-A112	5.4	0.0	0.0	3.4	0.0	0.0
Other respiratory preparations, over-the-counter.....		325412-A112OC	-	0.0	0.0	6.2	0.0	-
Other respiratory preparations, prescription.....		325412-A112RX	4.0	0.0	0.0	0.0	0.0	0.0
Pharmaceuticals acting on the digestive or the genito-urinary systems, for human use.....		325412-D	-8.0	-0.5	0.0	0.0	0.0	0.0
Other digestive or genito-urinary preparations.....		325412-D112	-8.8	0.0	0.0	0.0	0.0	0.0
Other digestive or genito-urinary preparations, prescription.....		325412-D112RX	-10.6	0.0	0.0	0.0	0.0	0.0
Pharmaceuticals acting on the skin, for human use.....		325412-G	-2.2	0.0	-2.0	0.0	0.0	0.0
Other pharmaceutical preparations acting on the skin.....		325412-G311	0.3	0.0	0.0	0.0	0.0	0.0

See footnotes at end of table.

Table 12. Producer price index percentage changes for the net output of selected industries and their products, not seasonally adjusted — Continued
 [September 2024]

Title ¹	Industry code	Product code	Unadjusted 12-month percent change ²	Unadjusted 1-month percent change ²				
				Sept. 2023 to Sept. 2024 ^P	Apr. to May	May to June ^P	June to July ^P	July to Aug. ^P
Pharmaceutical preparation manufacturing - Continued								
Anti-acne preparations.....		325412-G611	-18.0	0.0	-18.8	0.0	0.0	0.0
Vitamin, nutrient, and hematinic preparations, for human use.....		325412-L	3.6	-0.1	0.0	0.0	2.1	0.0
Multivitamins.....		325412-L111	-	0.0	0.0	0.0	0.0	-
Other vitamins and nutrients.....		325412-L112	2.6	0.3	0.0	0.0	0.1	0.0
Pharmaceuticals affecting parasitic and infective diseases, for human use.....		325412-Q	1.0	0.0	0.0	0.0	0.0	0.0
Broad and medium spectrum antibiotics.....		325412-Q111	0.0	0.0	0.0	0.0	0.0	0.0
Systemic antivirals.....		325412-Q112	3.3	0.0	0.0	0.0	0.0	0.0
Other parasitic and infective diseases.....		325412-Q113	1.6	0.0	0.0	0.0	0.0	0.0
Pharmaceuticals for veterinary use, incl medicinal premixes/pet care products.....		325412-W	-	0.0	0.0	0.0	1.8	-
Pharmaceuticals affecting neoplasms, the endocrine system, & metabolic diseases, for human use.....		325412-1	0.5	0.0	0.0	0.1	0.0	0.0
Cancer therapy products.....		325412-1111	3.2	0.0	0.0	1.1	0.0	0.0
Insulin/antidiabetes products.....		325412-1112	-8.9	0.0	0.0	0.0	0.0	0.0
Other neoplasms, endocrine system, and metabolic diseases.....		325412-1113	-	0.0	0.0	0.0	0.0	-
Hormones and oral contraceptives.....		325412-1114	0.1	0.0	0.0	0.1	0.0	0.0
Pharmaceuticals acting on the central nervous system and the sense organs, for human use.....		325412-4	3.6	0.0	0.0	0.0	0.0	0.0
Analgesics.....		325412-4111	1.5	0.0	0.0	0.0	0.0	0.0
Psychotherapeutics.....		325412-4112	1.0	0.0	0.0	0.0	0.0	0.0
Antidepressants.....		325412-41121	1.0	0.0	0.0	0.0	0.0	0.0
Other psychotherapeutics, including tranquilizers.....		325412-41123	1.2	0.0	0.0	0.1	0.0	0.0
Other central nervous system and sense organs.....		325412-4113	4.9	0.0	0.0	0.0	0.0	0.0
Anticonvulsants.....		325412-4114	4.1	0.0	0.0	0.0	0.0	0.0
Analgesics, over-the-counter.....		325412-4111OC	0.3	0.0	0.0	0.3	0.0	0.0
Analgesics, prescription.....		325412-4111RX	1.7	0.0	0.0	0.0	0.0	0.0
Pharmaceuticals acting on the cardiovascular system, for human use.....		325412-7	0.7	0.0	0.0	0.0	0.0	0.0
Other cardiovascular preparations.....		325412-7113	0.0	0.0	0.0	0.0	0.0	0.0
Secondary products and miscellaneous receipts.....		325412-SM	-	0.0	0.0	0.0	-	-
Miscellaneous receipts.....		325412-M	-	0.0	0.0	0.6	0.0	-
Secondary products.....		325412-S	-	0.0	0.0	0.6	0.0	-
In-vitro diagnostic substance manufacturing.....	325413		1.1	0.0	0.0	0.0	0.0	0.0
Primary products.....		325413-P	1.1	0.0	0.0	0.0	0.0	0.0
In-vitro diagnostic substances.....		325413-0	1.1	0.0	0.0	0.0	0.0	0.0
Secondary products and miscellaneous receipts.....		325413-SM	-	-	-	-	-	-
Secondary products.....		325413-S	4.4	0.1	-0.1	0.0	-0.1	0.1
Other biological product manufacturing.....	325414		1.0	-0.4	-0.8	-0.1	0.9	0.0
Primary products.....		325414-P	1.0	-0.4	-0.8	-0.1	0.9	0.0
Biological products, excluding diagnostic, for veterinary, industrial, and all other misc. uses.....		325414-A	-	-1.1	-2.2	-0.5	0.0	-
Biological products, excluding diagnostic, for human use.....		325414-T	1.3	0.0	0.0	0.1	1.4	0.0
Secondary products and miscellaneous receipts.....		325414-SM1	-	-	-	-	-	-
Paint, coating & adhesive mfg.....	3255		0.4	0.1	0.0	0.1	0.4	0.1
Paint and coating mfg.....	32551		0.0	0.1	0.1	0.1	0.2	0.2
Paint and coating manufacturing.....	325510		0.0	0.1	0.1	0.1	0.2	0.2
Primary products.....		325510-P	-0.1	0.1	0.0	0.1	0.2	0.2
Miscellaneous allied paint products including paint and varnish removers, thinners, etc.....		325510-B	-1.7	0.6	-0.2	-0.3	0.0	-0.1
Architectural coatings.....		325510-1	0.4	0.0	0.0	0.0	0.0	0.4
Exterior architectural coatings.....		325510-11	2.2	0.0	0.0	0.0	0.0	1.2
Interior architectural coatings.....		325510-12	-0.6	0.0	0.0	0.0	0.0	0.0
Product finishes for original equipment manufacturers (OEM), excluding marine coatings.....		325510-4	-1.4	0.4	0.4	0.2	0.4	-0.1
Transportation finishes, except powdered and high-solids coatings.....		325510-41	2.8	0.0	2.9	0.7	1.0	-1.1
All other product finishes for original equipment manufacturers (OEM), excluding marine coating.....		325510-42	-2.5	0.5	-0.2	0.1	0.3	0.1
Special purpose coatings incl. marine, industrial, construction and maintenance coatings, etc.....		325510-7	0.3	0.0	-0.1	0.6	0.5	0.0
Automotive, other transportation and machinery refinish paints and enamels, including primers.....		325510-71	-3.1	-0.1	-1.4	-1.5	0.5	-0.3
Special purpose coatings, including all marine coatings and traffic marking paints.....		325510-72	0.5	0.0	0.0	0.7	0.5	0.1
Secondary products and miscellaneous receipts.....		325510-SM	-	-	-	-	-	-
Secondary products.....		325510-S	-2.7	0.0	0.0	0.0	0.8	-0.1
Adhesive mfg.....	32552		1.2	0.1	-0.2	0.1	0.8	0.0

See footnotes at end of table.

Table 12. Producer price index percentage changes for the net output of selected industries and their products, not seasonally adjusted — Continued
 [September 2024]

Title ¹	Industry code	Product code	Unadjusted 12-month percent change ²	Unadjusted 1-month percent change ²				
			Sept. 2023 to Sept. 2024 ^P	Apr. to May	May to June ^P	June to July ^P	July to Aug. ^P	Aug. to Sept. ^P
Adhesive manufacturing.....	325520		1.2	0.1	-0.2	0.1	0.8	0.0
Primary products.....		325520-P	1.2	0.1	-0.2	0.1	0.8	0.0
Nonstructural caulking compounds and sealants.....		325520-A	2.6	-0.1	0.0	0.0	1.7	0.0
Structural sealants (load bearing).....		325520-B	1.5	0.7	0.0	0.0	0.0	0.0
Synthetic resin & rubber adhesives, incl all types of bonding & laminating adhesives.....		325520-4	0.6	0.1	-0.4	0.2	0.6	0.0
Epoxy adhesives.....		325520-41	1.9	-0.4	0.0	0.0	1.7	0.0
Other synthetic resin and rubber adhesives.....		325520-46	1.1	0.4	-0.9	0.6	-0.1	0.0
Secondary products and miscellaneous receipts.....		325520-SM						
Secondary products.....		325520-S	1.8	0.0	0.3	0.1	0.1	-0.1
Soap, cleaners, and toilet preparation mfg.....	3256		1.4	0.1	0.0	0.0	0.0	0.0
Soap & cleaning compound mfg.....	32561		1.7	0.1	0.0	0.0	0.1	0.0
Soap and other detergent manufacturing.....	325611		2.2	0.1	0.0	0.0	0.1	0.0
Primary products.....		325611-P	2.0	0.1	0.0	0.0	0.1	0.0
Soaps and detergents, commercial, industrial, and institutional.....		325611-1	5.1	0.1	0.0	0.0	0.1	0.0
Commercial, industrial, and institutional hard surface cleaners.....		325611-11	4.5	0.0	0.2	0.0	0.0	0.0
Commercial, industrial, and institutional laundry detergents.....		325611-12	4.4	0.0	0.1	0.0	0.1	0.0
Commercial, industrial, and institutional dishwashing detergents.....		325611-13	7.4	0.0	0.0	0.0	0.0	0.0
Commercial, industrial, and institutional metal cleaners.....		325611-14	3.8	0.0	0.0	0.0	0.0	0.0
Commercial, industrial, and institutional soaps, excluding specialty cleaners.....		325611-17	2.4	0.3	-0.1	0.0	0.3	0.0
Household detergents.....		325611-4	-1.3	0.2	0.0	0.0	-1.5	0.0
Household alkaline detergents and cleaners.....		325611-45	-7.6	0.0	0.1	0.1	-7.2	0.1
Household dry and liquid laundry detergents.....		325611-46	0.2	0.2	0.0	0.0	0.0	0.0
Soaps, excluding specialty cleaners, household.....		325611-7	2.8	0.0	0.0	0.0	0.5	0.1
Secondary products and miscellaneous receipts.....		325611-SM						
Miscellaneous receipts.....		325611-M	3.7	0.0	0.0	0.0	0.0	0.0
Secondary products.....		325611-S	4.0	0.0	0.0	0.0	0.2	0.0
Polish and other sanitation good mfg.....	325612		0.8	0.0	0.0	0.0	0.1	0.0
Primary products.....		325612-P	0.9	0.0	0.0	0.0	0.1	0.0
Polishing preparations and related products.....		325612-7	-0.5	0.0	0.0	0.2	0.0	0.0
Specialty cleaning and sanitation products.....		325612-8	2.0	0.0	0.0	0.0	0.1	0.0
Disinfectants, nonagricultural, industrial and institutional.....		325612-81	2.7	0.0	0.0	0.0	0.7	0.0
Air and room fresheners.....		325612-83	-0.1	0.0	0.0	0.0	0.0	0.0
Laundry fabric softeners and rinses, liquid and dry.....		325612-88	1.6	0.7	0.0	0.8	0.0	0.0
Other specialty cleaning and sanitation products.....		325612-89	2.5	0.0	0.0	0.0	0.0	0.0
Secondary products and miscellaneous receipts.....		325612-SM						
Miscellaneous receipts.....		325612-M	1.3	0.0	0.0	0.0	0.0	0.0
Surface active agent manufacturing.....	325613		0.6	0.0	0.0	0.0	0.0	0.0
Primary products.....		325613-P	1.0	0.0	0.0	0.0	0.0	0.0
Surfactants, finishing agents, and assistants.....		325613-0	1.0	0.0	0.0	0.0	0.0	0.0
Surfactants (bulk surface active agents).....		325613-02	1.3	0.0	0.0	0.0	0.0	0.0
Secondary products and miscellaneous receipts.....		325613-SM						
Toilet preparation mfg.....	32562		1.1	0.1	0.0	0.0	0.0	0.0
Toilet preparation manufacturing.....	325620		1.1	0.1	0.0	0.0	0.0	0.0
Primary products.....		325620-P	1.1	0.1	0.0	0.0	0.0	0.0
Denture cleaners, mouthwashes, gargles, and rinses.....		325620-A	3.1	0.0	0.0	0.0	0.0	0.0
Creams, lotions, and oils, excluding shaving, hair, and deodorant.....		325620-D	0.2	0.0	0.0	0.0	0.0	0.0
Other cosmetics and toilet preparations.....		325620-G	1.2	0.0	0.0	0.0	0.0	0.1
Shaving preparations.....		325620-1	-1.1	0.0	0.0	-0.4	0.0	0.0
Perfumes, toilet waters, and colognes.....		325620-4	2.5	1.3	0.0	0.0	0.0	0.0
Hair preparations (including shampoos).....		325620-7	1.1	0.0	0.0	0.0	0.0	0.0
Hair preparations incl professional, consumer, and cream/gel shampoos.....		325620-71	0.1	0.0	0.0	0.0	0.0	0.0
Hair tonics and hair dressings incl professional and consumer use.....		325620-72	4.9	0.0	0.0	0.0	0.0	0.0
Secondary products and miscellaneous receipts.....		325620-SM						
Other chemical product & preparation mfg.....	3259		2.0	0.3	-1.1	0.6	-0.1	1.1
Printing ink mfg.....	32591		-0.7	-0.1	0.0	-0.1	-0.4	0.0
Printing ink manufacturing.....	325910		-0.7	-0.1	0.0	-0.1	-0.4	0.0
Primary products.....		325910-P	-0.7	-0.1	0.0	-0.1	-0.4	0.0
Flexographic printing inks.....		325910-A	-1.6	0.0	0.0	0.0	0.0	0.0
Nonimpact/digital inks.....		325910-E	-1.9	-0.5	0.2	-0.1	-1.5	0.0
All other printing inks.....		325910-H	-0.7	0.3	0.0	-0.6	0.0	0.4
Lithographic and offset inks.....		325910-6	0.3	0.0	0.0	0.0	0.0	0.0

See footnotes at end of table.

Table 12. Producer price index percentage changes for the net output of selected industries and their products, not seasonally adjusted — Continued
 [September 2024]

Title ¹	Industry code	Product code	Unadjusted 12-month percent change ²	Unadjusted 1-month percent change ²				
			Sept. 2023 to Sept. 2024 ^P	Apr. to May	May to June ^P	June to July ^P	July to Aug. ^P	Aug. to Sept. ^P
Printing ink manufacturing - Continued								
News and nonheat web offset printing inks.....		325910-61	4.8	0.0	0.0	0.0	0.0	0.0
Publication and commercial web inks.....		325910-62	0.0	0.0	0.0	0.0	0.0	0.0
Sheet-fed general inks.....		325910-63	-0.3	0.0	0.0	0.0	0.1	0.0
Sheet-fed packaging inks.....		325910-64	-0.1	0.0	0.0	0.0	0.0	0.0
Gravure printing inks.....		325910-7	0.1	0.0	0.0	0.0	0.0	0.0
Secondary products and miscellaneous receipts.....		325910-SM						
Miscellaneous receipts.....		325910-M	0.1	0.0	0.0	0.0	0.1	0.0
Explosives mfg.....	32592		5.1	0.0	0.0	0.6	0.0	0.0
Explosives manufacturing.....	325920		5.1	0.0	0.0	0.6	0.0	0.0
Primary products.....		325920-P	5.7	0.0	0.0	0.5	0.1	0.0
Explosives and blasting accessories.....		325920-0	5.7	0.0	0.0	0.5	0.1	0.0
Secondary products and miscellaneous receipts.....		325920-SM						
All other chemical product & preparation mfg.....	32599		2.1	0.4	-1.3	0.6	-0.1	1.3
Custom compounding of purchased resins.....	325991		1.0	0.0	-0.6	-0.4	0.2	-0.1
Primary products.....		325991-P	0.8	0.0	-0.6	-0.6	0.2	-0.1
Custom compounding of purchased resins and color concentrates.....		325991-0	0.8	0.0	-0.6	-0.6	0.2	-0.1
Secondary products and miscellaneous receipts.....		325991-SM						
Photographic Film, Paper, Plate, Chemical, and Copy Toner Manufacturing.....	325992		7.3	2.2	-7.7	4.5	-0.8	8.3
Primary products.....		325992-P	7.5	2.3	-8.3	4.3	-0.9	9.2
Photographic sensitized film, plates, paper, & cloth.....		325992-T	10.6	3.1	-11.3	6.1	-1.3	12.7
Photographic sensitized film, plates, paper, & cloth, silver-halide-type (excl X-ray).....		325992-T1	11.0	3.8	-13.3	7.1	-1.6	15.1
Photographic sensitized film, plates, paper & cloth, other than silver-halide-type (incl X-ray).....		325992-T3	8.3	-0.6	0.3	1.0	0.3	0.7
Prepared photographic chemicals.....		325992-5	-0.7	0.0	0.0	0.0	0.0	0.0
Secondary products and miscellaneous receipts.....		325992-SM						
Other miscellaneous chemical product manufacturing.....	325998		1.2	0.1	0.2	0.2	0.0	0.1
Primary products.....		325998-P	1.3	0.1	0.2	0.2	0.0	0.1
Water treating compounds.....		325998-A	7.1	1.0	1.5	-0.2	0.0	1.5
All other chemical preparations, including essential oils, matches, and gelatin.....		325998-J	-2.5	-0.5	0.0	0.1	-0.2	-0.3
Secondary products and miscellaneous receipts.....		325998-SM						
Miscellaneous receipts.....		325998-M	0.2	0.0	0.0	0.0	0.0	0.0
Secondary products.....		325998-S	0.0	0.4	-0.1	-0.2	0.0	0.0
Plastics and rubber products mfg.....	326		1.1	-0.1	0.0	0.0	0.3	0.1
Plastics product mfg.....	3261		1.3	-0.1	0.1	0.0	0.4	0.1
Unsupported plastics film, sheet, and bag mfg.....	32611		2.9	0.1	0.0	0.0	1.1	0.0
Plastics bag and pouch manufacturing.....	326111		1.6	0.0	0.1	-0.1	0.5	0.3
Primary products.....		326111-P	1.3	-0.1	0.1	-0.1	0.5	0.3
Single-web film specialty bags, pouches, and liners.....		326111-1	1.4	0.0	0.1	0.0	0.5	0.3
Polyethylene grocery and variety bags and pouches.....		326111-11	3.2	0.2	0.0	0.0	2.7	0.0
Polyethylene refuse bags.....		326111-12	0.8	0.9	0.0	0.0	0.1	1.1
Other polyethylene bags, pouches, and liners.....		326111-15	1.9	-0.6	0.4	-0.1	0.2	0.3
Coextruded single-web film specialty bags, pouches, & liners.....		326111-16	1.3	0.0	0.0	0.0	0.0	0.0
Multiweb film/film combination specialty bags, pouches, and liners.....		326111-3	-5.7	-3.5	-1.5	-1.5	0.2	0.0
Secondary products and miscellaneous receipts.....		326111-SM						
Secondary products.....		326111-S	7.9	0.8	0.0	-0.2	1.3	0.0
Plastics packaging film and sheet mfg.....	326112		2.5	-0.2	0.1	-0.5	1.2	-0.1
Primary products.....		326112-P	2.6	-0.3	0.1	-0.5	1.1	-0.1
Single-web film, rolls, and sheets, including coextruded, for flexible packaging uses.....		326112-1	3.8	-0.5	0.1	-0.7	1.2	0.3
Single-web film, rolls, and sheets for flexible packaging uses.....		326112-11	3.3	-0.6	0.0	-0.8	1.0	0.4
Coextruded single-web film, for flexible packaging uses.....		326112-12	6.1	-0.3	0.3	-0.5	2.1	-0.1
Film/film multiweb laminated rolls and sheets, excluding foil, for flexible packaging uses.....		326112-3	-3.1	0.7	0.3	0.7	0.4	-2.0
Secondary products and miscellaneous receipts.....		326112-SM						
Secondary products.....		326112-S	1.7	1.4	0.0	-1.0	2.6	-0.1
Nonpackaging plastics film and sheet mfg.....	326113		4.1	0.5	-0.2	0.5	1.4	0.0
Primary products.....		326113-P	4.4	0.4	0.0	0.5	1.4	-0.2
Unlaminated plastics film and sheet, excluding packaging.....		326113-0	4.4	0.4	0.0	0.5	1.4	-0.2
Unlaminated polyethylene film and sheet.....		326113-01	4.4	1.0	-0.2	0.0	2.2	0.1
Unlaminated vinyl and vinyl copolymer film and sheet.....		326113-03	2.6	0.0	0.0	0.0	5.7	0.0

See footnotes at end of table.

Table 12. Producer price index percentage changes for the net output of selected industries and their products, not seasonally adjusted — Continued
 [September 2024]

Title ¹	Industry code	Product code	Unadjusted 12-month percent change ²	Unadjusted 1-month percent change ²				
			Sept. 2023 to Sept. 2024 ^P	Apr. to May	May to June ^P	June to July ^P	July to Aug. ^P	Aug. to Sept. ^P
Nonpackaging plastics film and sheet mfg. - Continued								
Miscellaneous unlaminated plastics film and sheet.....		326113-04	4.3	0.5	0.2	1.8	-0.3	-0.7
Secondary products and miscellaneous receipts.....		326113-SM						
Secondary products.....		326113-S	-1.8	0.8	-3.9	0.4	0.0	4.6
Plastics pipe/fitting/unsupported shapes mfg.....	32612		-2.3	-0.6	-0.4	0.2	-0.3	-0.5
Unlaminated plastics profile shape mfg.....	326121		0.4	0.3	0.1	0.5	-0.6	0.0
Primary products.....		326121-P	0.6	0.3	0.0	0.6	-0.7	0.0
Unlaminated plastics profile shapes.....		326121-0	0.6	0.3	0.0	0.6	-0.7	0.0
Secondary products and miscellaneous receipts.....		326121-SM						
Plastics pipe and pipe fitting manufacturing.....	326122		-3.5	-1.0	-0.6	0.1	-0.1	-0.8
Primary products.....		326122-P	-3.6	-1.0	-0.6	0.1	-0.1	-0.8
Plastics pipe.....		326122-1	-4.8	-1.1	-0.7	0.3	-0.3	-1.1
Plastics drain, waste, and vent pipe.....		326122-11	-8.6	-2.1	-1.4	0.2	0.9	-0.3
Plastics water pipe.....		326122-13	-5.5	-1.4	-1.2	0.8	-1.2	-1.7
Plastics sewer, stormdrain, and water main pipe.....		326122-18	-4.6	-0.3	0.5	-1.4	-0.3	-1.6
Other plastics pipe.....		326122-1B	1.2	0.0	0.0	0.0	0.0	0.0
Plastics pipe fittings and unions.....		326122-3	2.1	-0.6	-0.1	-0.9	0.6	0.4
Secondary products and miscellaneous receipts.....		326122-SM						
Miscellaneous receipts.....		326122-M	-6.3	1.8	-0.1	-4.1	-2.0	0.6
Secondary products.....		326122-S1	3.6	0.1	-0.2	0.5	-0.3	0.7
Laminated plastics plate, sheet, and shape mfg.....	32613		2.1	0.0	0.0	0.0	0.0	0.0
Laminated plastics plate, sheet (except packaging), and shape manufacturing.....	326130		2.1	0.0	0.0	0.0	0.0	0.0
Primary products.....		326130-P	2.0	0.0	0.0	0.0	0.0	0.0
Laminated plastics plates, sheet (except packaging), and shapes.....		326130-0	2.0	0.0	0.0	0.0	0.0	0.0
Secondary products and miscellaneous receipts.....		326130-SM						
Secondary products.....		326130-S	-	0.0	0.0	0.0	-	-
Polystyrene foam product mfg.....	32614		1.1	-1.0	0.4	-0.2	0.2	0.0
Polystyrene foam product manufacturing.....	326140		1.1	-1.0	0.4	-0.2	0.2	0.0
Primary products.....		326140-P	-1.3	-1.3	0.6	-0.2	0.1	-0.2
Packaging, polystyrene foam products.....		326140-2	-1.3	-0.2	1.0	-0.7	0.3	-0.5
Polystyrene foam food containers.....		326140-21	-1.4	-0.7	1.5	-1.0	0.5	-0.9
Polystyrene foam protective shipping pads, shaped cushioning, etc.....		326140-22	-1.1	0.6	0.1	0.0	0.0	0.4
Building and construction polystyrene foam products.....		326140-3	0.4	-0.9	0.8	0.0	-0.1	0.0
Consumer and institutional polystyrene foam products.....		326140-5	-2.7	-3.1	0.2	0.1	0.1	-0.1
All other polystyrene foam products incl. transportation application uses.....		326140-9	0.8	0.0	0.0	0.0	0.0	0.0
Secondary products and miscellaneous receipts.....		326140-SM						
Foam product (ex polystyrene) mfg.....	32615		-0.3	0.0	0.0	0.0	0.0	0.0
Urethane and other foam product mfg.....	326150		-0.3	0.0	0.0	0.0	0.0	0.0
Primary products.....		326150-P	-0.3	0.0	0.0	0.0	0.0	0.0
Packaging polyurethane foam products.....		326150-2	0.0	0.0	0.0	0.0	0.0	0.0
Furniture and furnishings polyurethane foam products.....		326150-4	-1.2	0.0	0.0	0.0	0.0	0.0
Polyurethane foam formed and slab stock for pillows, seating, and cushioning.....		326150-41	-0.6	0.0	0.0	0.0	0.0	0.0
Consumer and institutional polyurethane foam products.....		326150-5	-	0.0	0.0	0.0	0.0	0.0
All other miscellaneous polyurethane foam products.....		326150-6	1.7	0.9	0.0	0.0	0.0	0.0
Products made of foam other than polystyrene or polyurethane.....		326150-9	0.5	0.0	0.0	0.0	0.0	0.0
Secondary products and miscellaneous receipts.....		326150-SM						
Secondary products.....		326150-S	1.6	0.0	0.6	0.1	0.3	0.1
Plastics bottle mfg.....	32616		1.0	0.0	0.1	-0.4	0.0	0.9
Plastics bottle manufacturing.....	326160		1.0	0.0	0.1	-0.4	0.0	0.9
Primary products.....		326160-P	0.8	0.0	0.1	-0.5	0.0	0.9
Plastics bottles.....		326160-0	0.8	0.0	0.1	-0.5	0.0	0.9
Secondary products and miscellaneous receipts.....		326160-SM						
Other plastics product mfg.....	32619		1.8	0.0	0.1	0.0	0.4	0.2
Plastics plumbing fixture manufacturing.....	326191		0.8	1.0	0.0	0.0	0.0	0.0
Primary products.....		326191-P	0.8	1.0	0.0	0.0	0.0	0.0
Plastics plumbing fixtures.....		326191-0	0.8	1.0	0.0	0.0	0.0	0.0
Secondary products and miscellaneous receipts.....		326191-SM						
Miscellaneous receipts.....		326191-M	0.8	0.0	0.0	0.0	0.0	0.0
All other plastics product manufacturing.....	326199		1.8	0.0	0.1	0.0	0.4	0.2
Primary products.....		326199-P	1.7	0.0	0.1	0.0	0.4	0.2

See footnotes at end of table.

Table 12. Producer price index percentage changes for the net output of selected industries and their products, not seasonally adjusted — Continued
 [September 2024]

Title ¹	Industry code	Product code	Unadjusted 12-month percent change ²	Unadjusted 1-month percent change ²				
				Sept. 2023 to Sept. 2024 ^P	Apr. to May	May to June ^P	June to July ^P	July to Aug. ^P
All other plastics product manufacturing - Continued								
All other reinforced and fiberglass plastics products.....		326199-A	6.3	0.9	0.8	1.2	0.5	0.0
Consumer/institutional/commercial fabricated plastics products (excl. foam and wire coated).....		326199-C	1.9	-0.1	0.4	0.3	0.2	0.8
Transportation fabricated plastics products (excluding foam and reinforced plastics).....		326199-1	1.1	0.1	0.0	-0.7	1.3	0.0
Electrical and electronic fabricated plastics (excluding foam and reinforced plastics).....		326199-2	3.3	-0.8	0.0	0.6	1.5	0.0
Industrial machinery plastics products, excluding foam (incl. gears, bearings, etc.).....		326199-3	1.5	0.0	0.0	0.0	1.2	0.0
Plastics packaging (excluding film, sheet, foam, and bottles).....		326199-4	-0.4	-0.4	-0.2	-0.4	-0.9	0.2
Building & construction fabricated plastics products (excl foam, plumbing fixtures, hardware).....		326199-8	2.2	0.1	0.0	0.1	0.6	-0.3
Secondary products and miscellaneous receipts.....		326199-SM						
Miscellaneous receipts.....		326199-M	0.4	0.0	0.0	0.0	0.3	0.0
Secondary products.....		326199-S	6.3	0.3	0.4	0.4	0.9	0.4
Rubber product mfg.....	3262		0.1	-0.2	-0.1	-0.1	0.1	-0.1
Tire mfg.....	32621		-0.7	-0.5	-0.3	0.2	0.0	0.1
Tire manufacturing, except retreading.....	326211		-0.7	-0.5	-0.3	0.2	0.0	0.1
Primary products.....		326211-P	-0.7	-0.5	-0.3	0.2	0.0	0.1
Tread rubber, tire sundries, and repair materials.....		326211-H	-2.1	-0.3	0.0	0.0	0.0	0.0
Pneumatic tires (including passenger, truck, bus, tractor, industrial, and other tires).....		326211-0	-0.7	-0.6	-0.3	0.2	0.0	0.1
Passenger car pneumatic tires (casings).....		326211-01	-0.5	-0.3	-0.4	0.2	0.0	0.0
Truck and bus (including off-the-highway) pneumatic tires.....		326211-03	-2.1	-1.5	-0.4	0.2	0.0	0.0
Secondary products and miscellaneous receipts.....		326211-SM						
Rubber and plastics hose and belting.....	32622		0.6	0.0	0.0	0.0	0.0	-0.1
Rubber and plastics hose and belting mfg.....	326220		0.6	0.0	0.0	0.0	0.0	-0.1
Primary products.....		326220-P	0.6	0.0	0.0	0.0	0.1	-0.1
Rubber and plastics belt and belting mfg.....		326220-D	0.8	0.0	0.0	0.0	0.0	0.0
Rubber and plastics transmission belts and belting (excluding flat).....		326220-D2	0.6	0.0	0.0	0.0	0.0	0.0
Rubber and plastic hose mfg.....		326220-H	0.4	0.0	0.0	0.0	0.1	-0.1
Rubber and plastics hose for on- and off-highway motor vehicles.....		326220-H3	1.6	0.0	0.0	0.0	0.3	0.0
Industrial rubber and plastics hose without fittings.....		326220-H4	0.0	0.0	0.0	0.0	0.0	0.0
Rubber and plastics water hose (incl. fire, irrigation, etc.).....		326220-H5	-0.5	0.0	0.0	0.0	0.0	-0.9
Secondary products and miscellaneous receipts.....		326220-SM						
Other rubber product mfg.....	32629		1.0	0.2	0.2	-0.4	0.3	-0.2
Rubber product mfg. for mechanical use.....	326291		1.1	0.2	0.0	0.0	0.0	0.0
Primary products.....		326291-P	1.1	0.2	0.0	0.0	0.0	0.0
Other extruded rubber mechanical goods (excl. auto)(excl. tubing).....		326291-C	5.9	5.9	0.0	0.0	0.0	0.0
Molded rubber mechanical goods, automotive.....		326291-1	0.1	0.0	0.0	0.0	0.0	0.0
Molded rubber mechanical goods, transportation (excluding automotive)/off-highway machinery.....		326291-2	-0.8	0.0	-0.2	0.0	0.0	0.0
Other molded rubber mechanical goods (excluding tubing).....		326291-9	4.0	0.0	0.2	0.0	0.0	0.0
Secondary products and miscellaneous receipts.....		326291-SM						
Secondary products.....		326291-S	1.4	0.0	0.0	0.0	0.0	0.0
All other rubber product manufacturing.....	326299		0.8	0.3	0.4	-0.6	0.4	-0.4
Primary products.....		326299-P	0.7	0.3	0.4	-0.7	0.5	-0.4
All other miscellaneous rubber goods.....		326299-B	1.6	0.0	0.0	0.0	0.0	0.0
Rubber compounds or mixtures for sale or interplant transfer.....		326299-6	1.3	0.0	1.3	0.3	0.0	0.0
All other industrial rubber products.....		326299-7	0.2	1.0	0.1	-2.6	1.6	-1.3
Secondary products and miscellaneous receipts.....		326299-SM						
Secondary products.....		326299-S	-	0.0	-	-	-	-
Nonmetallic mineral product manufacturing.....	327		3.9	0.3	-0.1	0.3	0.3	0.2
Clay product and refractory manufacturing.....	3271		1.4	0.1	0.2	-0.1	0.2	-0.3
Pottery, ceramics, and plumbing fixture mfg.....	32711		0.5	0.0	0.1	0.0	0.0	-0.3
Pottery, ceramics, and plumbing fixture mfg.....	327110		0.5	0.0	0.1	0.0	0.0	-0.3
Primary products.....		327110-P	0.1	0.0	0.1	-0.1	0.0	-0.3
Vitreous china, porcelain, and earthenware (semivitreous) table and kitchenware.....		327110-5	0.5	0.0	0.0	0.5	0.0	0.0
All other pottery products (including china decorated for the trade).....		327110-6	0.0	0.0	0.0	0.0	0.0	0.0
Porcelain, steatite, and other ceramic electrical products.....		327110-7	0.1	0.0	0.2	-0.2	0.0	-0.6
Secondary products and miscellaneous receipts.....		327110-SM						
Clay building material and refractories mfg.....	32712		1.7	0.1	0.3	-0.1	0.2	-0.3

See footnotes at end of table.

Table 12. Producer price index percentage changes for the net output of selected industries and their products, not seasonally adjusted — Continued
 [September 2024]

Title ¹	Industry code	Product code	Unadjusted 12-month percent change ²	Unadjusted 1-month percent change ²				
				Sept. 2023 to Sept. 2024 ^P	Apr. to May	May to June ^P	June to July ^P	July to Aug. ^P
Clay building material and refractories mfg.....	327120		1.7	0.1	0.3	-0.1	0.2	-0.3
Primary products.....		327120-P	1.7	0.1	0.3	-0.1	0.2	-0.3
Brick and structural clay tile.....		327120-1	4.8	0.3	0.3	0.1	0.0	0.0
Building or common brick.....		327120-11	4.7	0.3	0.3	0.1	0.0	0.0
Glazed brick and other brick (paving, floor, and sewer).....		327120-12	6.4	0.0	0.0	0.0	0.6	0.0
Clay floor and wall tile, glazed and unglazed (including quarry tile and ceramic mosaic tile).....		327120-2	-0.5	0.4	-0.4	-0.3	1.5	-0.6
Nonclay refractories (excluding dead-burned magnesia).....		327120-6	-1.2	-0.2	0.4	-0.4	-0.4	-1.1
Clay refractories.....		327120-7	2.0	0.0	0.7	0.0	0.0	0.0
All other structural clay products, excluding clay refractories.....		327120-9	6.4	0.0	0.0	0.0	0.0	0.7
Secondary products and miscellaneous receipts.....		327120-SM						
Miscellaneous receipts.....		327120-M	7.7	0.0	0.0	1.5	0.0	0.0
Glass and glass product manufacturing.....	3272		2.9	0.4	-0.3	1.1	0.1	0.5
Glass and glass product manufacturing.....	32721		2.9	0.4	-0.3	1.1	0.1	0.5
Flat glass manufacturing.....	327211		5.8	0.5	-0.5	1.3	0.8	1.9
Primary products.....		327211-P	5.8	0.5	-0.5	1.3	0.8	1.9
Flat glass (float, sheet, and plate process), made by flat glass producers.....		327211-1	7.3	0.8	-0.8	1.0	1.2	2.9
Other glass products, made by flat glass producers.....		327211-4	3.2	0.0	0.0	1.9	0.0	0.0
Secondary products and miscellaneous receipts.....		327211-SM						
Other pressed and blown glass and glassware.....	327212		0.7	0.3	-0.3	0.3	-0.4	0.7
Primary products.....		327212-P	0.7	0.3	-0.3	0.3	-0.4	0.7
Glass fiber and machine-made pressed and blown glass and glassware, made by glass producers.....		327212-B	0.8	0.3	-0.3	0.3	-0.4	0.7
Handmade pressed and blown glass and glassware, made by glass producers.....		327212-9	-	0.0	0.0	-0.1	0.0	-
Secondary and miscellaneous receipts.....		327212-SM						
Glass container manufacturing.....	327213		6.6	0.2	0.1	3.8	-0.2	0.0
Primary products.....		327213-P	6.6	0.2	0.1	3.8	-0.2	0.0
Glass containers (including value of packaging).....		327213-0	6.6	0.2	0.1	3.8	-0.2	0.0
Secondary products and miscellaneous receipts.....		327213-SM1						
Glass product mfg. made of purchased glass.....	327215		1.1	0.5	-0.5	0.1	0.2	0.1
Primary products.....		327215-P	1.1	0.5	-0.5	0.1	0.2	0.1
Pressed and blown glassware, made from purchased glass.....		327215-E	2.1	0.1	-0.6	-0.1	0.4	0.2
Other glass products, made from purchased glass.....		327215-F	1.6	0.1	-0.6	0.0	0.0	0.5
Mirrors (decorated and undecorated), made from purchased glass.....		327215-9	-1.2	2.1	-0.1	0.5	0.5	-1.4
Secondary products and miscellaneous receipts.....		327215-SM						
Secondary products.....		327215-S	3.3	0.0	0.0	0.0	0.0	0.0
Cement and concrete product manufacturing.....	3273		4.3	0.0	-0.2	0.2	0.5	0.3
Cement manufacturing.....	32731		5.2	0.3	-0.2	0.1	0.0	0.0
Cement manufacturing.....	327310		5.2	0.3	-0.2	0.1	0.0	0.0
Primary products.....		327310-P	5.3	0.3	-0.2	0.1	0.0	0.0
Cement, hydraulic (including cost of shipping containers).....		327310-0	5.3	0.3	-0.2	0.1	0.0	0.0
Secondary products and miscellaneous receipts.....		327310-SM						
Ready-mix concrete manufacturing.....	32732		4.5	0.2	-0.5	0.4	0.9	0.3
Ready-mix concrete manufacturing.....	327320		4.5	0.2	-0.5	0.4	0.9	0.3
Primary products.....		327320-P	4.5	0.2	-0.6	0.4	0.9	0.3
Northeast region ready-mix concrete.....		327320-A	1.9	0.0	-3.9	1.8	1.4	0.0
Midwest region ready-mix concrete.....		327320-B	5.1	0.1	-1.4	-0.7	1.6	0.0
South region ready-mix concrete.....		327320-C	6.4	-0.3	0.8	0.6	0.9	1.0
West region ready-mix concrete.....		327320-D	1.8	1.2	-0.6	0.4	0.0	-0.4
Secondary products and miscellaneous receipts.....		327320-SM						
Miscellaneous receipts.....		327320-M	1.7	0.0	0.2	0.0	0.0	0.0
Secondary products.....		327320-S	3.6	0.1	0.2	0.0	0.0	0.0
Concrete pipe, brick, and block manufacturing.....	32733		5.7	0.1	0.6	0.0	0.1	0.0
Concrete block and brick manufacturing.....	327331		6.7	0.0	0.8	0.0	0.1	0.0
Primary products.....		327331-P	6.9	0.0	0.8	0.0	0.1	0.0
Concrete block and brick.....		327331-0	6.9	0.0	0.8	0.0	0.1	0.0
Structural concrete block, lightweight units (weighing less than 105 lb/cubic ft.) (dry weight).....		327331-01	5.7	0.0	0.4	0.0	0.7	0.0
Structural concrete block, mediumweight units (weighing 105 - 124 lb/cubic ft.) (dry weight).....		327331-02	7.3	0.1	0.4	0.0	0.0	0.0
Structural concrete block, normalweight units (weighing 125 lb or more/cubic ft.) (dry weight).....		327331-03	15.5	0.0	4.2	0.0	0.0	0.0

See footnotes at end of table.

Table 12. Producer price index percentage changes for the net output of selected industries and their products, not seasonally adjusted — Continued
 [September 2024]

Title ¹	Industry code	Product code	Unadjusted 12-month percent change ²	Unadjusted 1-month percent change ²				
			Sept. 2023 to Sept. 2024 ^P	Apr. to May	May to June ^P	June to July ^P	July to Aug. ^P	Aug. to Sept. ^P
Concrete block and brick manufacturing - Continued								
Decorative concrete block (including screen, split, slump, shadowal block, etc.).....		327331-04	6.1	0.0	1.1	0.1	0.0	-0.2
Concrete pavers (including grid, interlocking, etc.).....		327331-05	5.0	0.0	0.0	0.0	0.0	0.0
Concrete brick.....		327331-06	6.5	0.0	0.0	0.0	0.0	0.0
Secondary products and miscellaneous receipts.....		327331-SM						
Miscellaneous receipts.....		327331-M	3.1	0.0	0.0	0.0	0.0	0.0
Secondary products.....		327331-S	2.9	0.1	0.1	-0.1	0.1	0.0
Concrete pipe manufacturing.....	327332		2.9	0.2	0.2	0.0	0.0	0.0
Primary products.....		327332-P	3.6	0.2	0.2	0.0	0.0	0.0
Concrete pipe.....		327332-0	3.6	0.2	0.2	0.0	0.0	0.0
Concrete storm sewer pipe.....		327332-02	1.7	0.2	0.2	0.0	0.0	0.0
Concrete pipe, except concrete culvert and storm sewer pipe.....		327332-03	0.2	0.0	0.0	0.0	0.0	0.0
Secondary products and miscellaneous receipts.....		327332-SM1						
Other concrete product manufacturing.....	32739		2.9	-0.4	0.1	0.0	0.1	0.3
Other concrete product manufacturing.....	327390		2.9	-0.4	0.1	0.0	0.1	0.3
Primary products.....		327390-P	2.2	-0.5	0.1	0.0	0.1	0.3
Precast concrete products.....		327390-1	2.3	-0.3	0.2	0.0	0.2	0.4
Precast concrete slabs and tile, roof and floor units.....		327390-11	3.9	-0.3	0.2	3.2	0.4	0.0
Precast concrete architectural wall panels.....		327390-12	0.7	-3.0	0.0	0.0	0.0	2.6
Burial vaults and boxes, precast concrete.....		327390-13	4.2	0.0	0.0	0.0	0.0	0.0
Precast concrete products (excl burial vaults and boxes, slabs and tile, and arch. wall panels).....		327390-14	2.3	0.2	0.2	-0.3	0.2	0.1
Prestressed concrete products.....		327390-4	2.0	-1.2	-0.4	0.1	0.1	0.0
Prestressed concrete products (excl bridge beams and solid and hollow cored slabs and panels).....		327390-43	7.2	-1.1	0.0	0.0	0.0	0.0
Prestressed concrete bridge beams.....		327390-46	-1.3	-0.1	-0.8	0.3	0.2	0.1
Prestressed concrete solid and hollow cored slabs and panels.....		327390-47	-5.8	-4.3	-0.8	0.0	0.0	0.0
Secondary products and miscellaneous receipts.....		327390-SM						
Secondary products.....		327390-S	20.4	0.0	1.0	0.0	0.0	0.0
Lime and gypsum product manufacturing.....	3274		7.4	1.2	0.0	0.2	0.1	0.0
Lime manufacturing.....	32741		13.1	0.0	0.0	0.4	0.1	0.0
Lime manufacturing.....	327410		13.1	0.0	0.0	0.4	0.1	0.0
Primary products.....		327410-P	13.1	-0.1	0.0	0.4	0.1	0.1
Lime.....		327410-0	13.1	-0.1	0.0	0.4	0.1	0.1
Secondary products and miscellaneous receipts.....		327410-SM1						
Gypsum product manufacturing.....	32742		4.7	1.8	0.0	0.1	0.0	0.0
Gypsum product manufacturing.....	327420		4.7	1.8	0.0	0.1	0.0	0.0
Primary products.....		327420-P	4.7	1.8	0.0	0.1	0.0	0.0
Gypsum building materials.....		327420-1	5.1	1.6	0.0	0.1	0.0	0.0
Other gypsum products.....		327420-5	2.7	2.7	0.0	0.0	0.0	0.0
Secondary products and miscellaneous receipts.....		327420-SM						
Other nonmetallic mineral products.....	3279		3.6	0.5	0.4	-0.1	-0.1	0.2
Abrasive product manufacturing.....	32791		2.1	0.0	0.0	-0.3	0.0	0.0
Abrasive product manufacturing.....	327910		2.2	0.0	0.0	-0.3	0.0	0.0
Primary products.....		327910-P	2.1	0.0	0.0	-0.3	0.0	0.0
Nonmetallic sized grains, powders, and flour abrasives (incl. graded only).....		327910-1	1.2	0.0	0.0	0.0	0.0	0.0
Nonmetallic abrasive products (including diamond abrasives).....		327910-4	6.4	-0.1	0.1	0.0	0.0	0.0
Nonmetallic coated abrasive products and buffing wheels, polishing wheels, and laps.....		327910-7	3.1	0.0	0.0	0.0	0.1	0.0
Secondary products and miscellaneous receipts.....		327910-SM						
Miscellaneous receipts.....		327910-M	2.5	0.0	0.0	0.0	0.0	0.0
All other nonmetallic mineral product mfg.....	32799		4.0	0.6	0.5	-0.1	-0.1	0.3
Cut stone and stone product manufacturing.....	327991		2.5	0.0	0.0	0.0	0.0	0.0
Primary products.....		327991-P	2.6	0.0	0.0	0.0	0.0	0.0
Dressed dimension granite (including gneiss, syenite, diorite, and cut granite).....		327991-1	3.6	0.0	0.0	0.0	0.0	0.0
Dressed dimension limestone (including dolomite, travertine, calcareous, tufa, & cut limestone).....		327991-4	-	0.0	0.0	0.0	-	-
Dressed dimension marble and other stone.....		327991-7	0.5	0.0	0.0	0.0	0.0	0.0
Secondary products and miscellaneous receipts.....		327991-SM						
Secondary products.....		327991-S	0.0	0.0	0.0	0.0	0.0	0.0
Ground or treated mineral and earths manufacturing.....	327992		0.0	0.4	-0.5	-0.6	-0.6	0.3

See footnotes at end of table.

Table 12. Producer price index percentage changes for the net output of selected industries and their products, not seasonally adjusted — Continued
 [September 2024]

Title ¹	Industry code	Product code	Unadjusted 12-month percent change ²	Unadjusted 1-month percent change ²				
				Sept. 2023 to Sept. 2024 ^P	Apr. to May	May to June ^P	June to July ^P	July to Aug. ^P
Ground or treated mineral and earths manufacturing - Continued								
Primary products.....		327992-P	0.1	0.4	-0.5	-0.6	-0.6	0.3
Ground or treated minerals and earths.....		327992-0	0.1	0.4	-0.5	-0.6	-0.6	0.3
Treated lightweight aggregate and crushed slag, minerals and earths.....		327992-04	2.0	0.6	-0.5	0.3	-0.5	0.5
Treated clays, artificially activated with acid or other materials.....		327992-05	—	—	0.0	0.0	0.0	0.0
Other minerals or earths, treated.....		327992-06	-2.9	0.0	-0.7	-1.7	-0.9	0.1
Secondary products and miscellaneous receipts.....		327992-SM						
Mineral wool manufacturing.....	327993		7.2	0.6	1.6	0.1	0.1	0.6
Primary products.....		327993-P	7.2	0.6	1.6	0.1	0.1	0.6
Mineral wool for thermal and acoustical envelope insulation.....		327993-1	8.0	0.7	2.9	-0.2	0.0	1.1
Mineral wool for industrial, equipment, and appliance insulation.....		327993-4	6.1	0.3	-0.3	0.4	0.3	-0.1
Secondary products and miscellaneous receipts.....		327993-SM						
Miscellaneous nonmetallic mineral products manufacturing.....	327999		4.1	1.7	0.0	0.0	0.0	0.0
Primary products.....		327999-P	4.1	1.6	0.0	0.0	0.0	0.0
All other nonmetallic mineral products.....		327999-0	4.1	1.6	0.0	0.0	0.0	0.0
Other nonmetallic mineral products.....		327999-09	2.3	2.4	0.0	0.0	0.0	0.0
Secondary products and miscellaneous receipts.....		327999-SM						
Primary metal mfg.....	331		-4.7	1.8	-0.5	-1.4	-1.8	-0.7
Iron & steel mills & ferroalloy mfg.....	3311		-13.3	1.1	-1.5	-2.7	-2.4	-1.6
Iron & steel mills & ferroalloy mfg.....	33111		-13.3	1.1	-1.5	-2.7	-2.4	-1.6
Iron and steel mills and ferroalloy mfg.....	331110		-13.3	1.1	-1.5	-2.7	-2.4	-1.6
Primary products.....		331110-P	-14.6	1.2	-1.7	-3.4	-2.6	-1.8
Steel ingots and semifinished products.....		331110-3	-13.7	-1.6	-1.2	-2.6	-0.8	0.0
Ferroalloys and related products.....		331110-6	—	2.6	-0.5	0.7	-0.2	0.0
Hot rolled steel bars, plates, and structural shapes.....		331110-7	-8.3	-1.6	-1.3	-0.7	-1.2	-2.2
Hot rolled steel bars, plates, and structural shapes, carbon.....		331110-71	-8.4	-1.8	-1.4	-0.7	-1.2	-2.4
Secondary products and miscellaneous receipts.....		331110-SM						
Steel product mfg from purchased steel.....	3312		-7.1	-0.8	-1.6	-1.5	-1.7	-0.6
Iron & steel pipe and tube mfg from purchased steel.....	33121		-6.3	-0.1	-1.9	-0.3	-1.4	-1.3
Iron and steel pipe and tube manufacturing from purchased steel.....	331210		-6.3	-0.1	-1.9	-0.3	-1.4	-1.3
Primary products.....		331210-P	-6.3	0.0	-1.8	-0.1	-1.3	-1.3
Iron and steel pipes and tubes, from purchased iron and steel.....		331210-0	-6.3	0.0	-1.8	-0.1	-1.3	-1.3
Pipe and tube, carbon.....		331210-02	-7.3	0.1	-1.9	-0.2	-1.2	-1.4
Pipe and tube, stainless.....		331210-04	-7.7	-0.7	-3.1	1.0	-2.2	-0.8
Secondary products and miscellaneous receipts.....		331210-SM1						
Rolling & drawing of purchased steel.....	33122		-8.0	-1.6	-1.3	-2.7	-2.0	0.2
Rolled steel shape mfg.....	331221		-8.3	-3.0	-2.4	-4.6	-2.9	1.5
Primary products.....		331221-P	-8.9	-3.2	-2.4	-5.1	-3.6	1.6
Cold rolled steel sheet and strip, made from purchased steel.....		331221-1	-10.3	-4.4	-3.5	-7.4	-4.8	3.2
Cold finished steel bars and bar shapes, made from purchased steel.....		331221-3	-6.5	-0.9	-0.5	-1.2	-1.5	-0.8
Secondary products and miscellaneous receipts.....		331221-SM						
Steel wire drawing.....	331222		-7.6	-0.2	-0.2	-1.0	-1.1	-1.0
Primary products.....		331222-P	-7.9	-0.5	-0.2	-1.0	-1.1	-1.0
Steel wire, including galvanized and other coated wire.....		331222-5	-8.1	-0.5	-0.3	-1.1	-1.6	-1.5
Carbon steel wire.....		331222-5A	-9.1	-0.7	-0.3	-1.2	-2.3	-2.1
Secondary products and miscellaneous receipts.....		331222-SM						
Miscellaneous receipts.....		331222-M	-17.7	0.7	0.0	0.0	-0.6	-2.6
Alumina & aluminum production & processing.....	3313		2.5	4.1	2.2	0.4	-2.3	-0.7
Alumina & aluminum production & processing.....	33131		2.5	4.1	2.2	0.4	-2.3	-0.7
Secondary smelting and alloying of aluminum.....	331314		0.0	3.9	1.8	-0.4	-1.0	-1.0
Primary products.....		331314-P	0.2	4.0	1.9	-0.4	-1.0	-1.0
Aluminum ingot, including billet, made by secondary smelters.....		331314-2	0.8	4.5	2.1	-0.4	-1.1	-0.6
Aluminum and aluminum-base alloys powders, paste, and flakes.....		331314-5	-5.5	0.2	0.1	0.0	0.0	-5.0
Secondary products and miscellaneous receipts.....		331314-SM						
Aluminum sheet, plate, and foil mfg.....	331315		—	5.9	1.6	1.4	-2.9	—
Primary products.....		331315-P	—	6.1	1.6	1.4	-3.0	—
Aluminum sheet, plate, and foil.....		331315-0	—	6.1	1.6	1.4	-3.0	—
Secondary products and miscellaneous receipts.....		331315-SM2						
Other aluminum rolling, drawing, and extruding.....	331318		1.3	2.5	3.4	-0.4	-1.3	-1.3

See footnotes at end of table.

Table 12. Producer price index percentage changes for the net output of selected industries and their products, not seasonally adjusted — Continued
 [September 2024]

Title ¹	Industry code	Product code	Unadjusted 12-month percent change ²	Unadjusted 1-month percent change ²				
				Sept. 2023 to Sept. 2024 ^P	Apr. to May	May to June ^P	June to July ^P	July to Aug. ^P
Other aluminum rolling, drawing, and extruding - Continued								
Primary products.....		331318-P	1.3	2.5	3.1	-0.4	-1.3	-1.3
Other extruded aluminum shapes, including rod, bar, and wire.....		331318-0	1.3	2.5	3.1	-0.4	-1.3	-1.3
Secondary products and miscellaneous receipts.....		331318-SM						
Nonferrous (exc alum) production & processing.....	3314		10.2	4.8	0.0	-0.8	-1.3	0.8
Nonferrous metal (except aluminum) smelting and refining.....	33141		—	4.3	0.3	-0.2	—	—
Nonferrous metal (except aluminum) smelting and refining.....	331410		—	4.3	0.3	-0.2	—	—
Primary products.....		331410-P	—	4.1	0.5	-0.2	—	—
Secondary products and miscellaneous receipts.....		331410-SM1						
Copper rolling/drawing/extruding & alloying.....	33142		10.5	7.3	0.3	-2.2	-3.1	0.7
Copper rolling, drawing, extruding, and alloying.....	331420		10.5	7.3	0.3	-2.2	-3.1	0.7
Primary products.....		331420-P	10.9	7.5	0.3	-2.3	-3.3	0.8
Copper wire and cable.....		331420-A	10.5	10.7	-1.7	-3.6	-4.9	0.5
Copper and copper alloy mill shapes, except wire and cable.....		331420-B	11.0	4.5	2.1	-1.5	-1.9	1.1
Secondary products and miscellaneous receipts.....		331420-SM						
Secondary products.....		331420-S	—	—	—	—	—	—
Other nonferrous roll/draw/extruding/alloying.....	33149		11.3	1.4	-0.6	1.1	1.0	1.2
Nonferrous metal (except copper and aluminum) rolling, drawing, and extruding.....	331491		8.0	0.5	0.0	0.9	1.0	2.1
Primary products.....		331491-P	8.0	0.5	0.0	0.9	1.0	2.1
All other nonferrous metal mill shapes.....		331491-D	16.5	0.2	1.0	1.3	-0.9	0.0
Nickel and nickel-base alloy mill shapes.....		331491-2	-2.9	0.0	-1.0	1.8	1.3	-1.0
Titanium and titanium-base alloy mill shapes.....		331491-3	9.8	1.0	0.0	0.0	3.1	4.6
Secondary products and miscellaneous receipts.....		331491-SM						
Secondary products.....		331491-S	-3.4	0.0	0.0	0.0	1.2	0.0
Secondary smelting, refining, and alloying of nonferrous metal (except copper and aluminum).....	331492		14.1	2.2	-1.1	1.3	1.1	0.5
Primary products.....		331492-P	13.8	2.2	-1.1	1.1	1.0	0.5
All other miscellaneous secondary nonferrous metals, including secondary lead and zinc.....		331492-B	-0.4	5.2	-2.5	1.4	-3.4	0.0
Nonferrous metal powders, paste, and flakes (excluding aluminum and copper).....		331492-1	—	1.7	-0.1	0.0	0.4	0.1
Secondary products and miscellaneous receipts.....		331492-SM						
Foundries.....	3315		1.8	0.4	0.1	0.0	-0.2	-0.1
Ferrous metal foundries.....	33151		0.4	-0.1	-0.1	-0.1	0.0	0.0
Iron foundries.....	331511		2.5	-0.1	-0.1	-0.6	0.0	-0.1
Primary products.....		331511-P	2.9	-0.1	-0.1	-0.6	0.0	-0.1
Cast iron pressure and soil pipe and fittings, all sizes.....		331511-B	—	0.0	0.0	0.0	0.0	0.0
Standard and pearlitic malleable iron castings.....		331511-T	—	-0.5	0.0	-3.6	-0.1	0.0
Other ductile iron castings.....		331511-3	-0.8	-0.1	-0.4	-0.6	-0.1	-0.1
Other gray iron castings (including molds and stools for heavy steel ingots).....		331511-9	1.9	0.0	0.0	-0.2	0.0	-0.1
Secondary products and miscellaneous receipts.....		331511-SM						
Steel investment foundries.....	331512		-1.2	-0.2	0.0	1.3	0.0	0.0
Primary products.....		331512-P	-1.2	-0.2	0.0	1.3	0.0	0.0
Steel investment castings.....		331512-0	-1.2	-0.2	0.0	1.3	0.0	0.0
Secondary products and miscellaneous receipts.....		331512-SM						
Secondary products.....		331512-S	1.9	0.0	0.0	0.0	0.0	0.0
Steel foundries, except investment.....	331513		-3.1	0.1	0.0	0.0	0.0	0.1
Primary products.....		331513-P	-3.2	0.1	0.0	0.0	0.0	0.1
Carbon steel castings, except investment.....		331513-1	1.4	0.3	0.0	0.0	0.0	0.4
Alloy steel castings, excluding investment.....		331513-4	-4.7	0.0	0.0	0.0	0.0	0.0
High alloy steel castings, except investment.....		331513-41	-5.7	0.1	0.0	0.0	0.0	0.0
Other alloy steel castings, except investment.....		331513-43	-2.9	0.0	0.0	0.0	0.0	0.0
Secondary products and miscellaneous receipts.....		331513-SM						
Nonferrous metal foundries.....	33152		3.7	1.0	0.5	0.0	-0.4	-0.1
Nonferrous metal die-casting foundries.....	331523		0.5	0.7	0.6	0.0	-0.1	0.0
Primary products.....		331523-P	0.5	0.8	0.6	-0.1	-0.1	0.0
Aluminum die-castings.....		331523-1	1.2	0.6	0.5	0.5	0.0	-0.1
Nonferrous (except aluminum) die-castings.....		331523-3	-2.1	1.2	1.0	-2.1	-0.6	0.0
Secondary products and miscellaneous receipts.....		331523-SM						
Aluminum foundries, except die-casting.....	331524		5.2	0.4	0.3	0.1	0.0	0.0
Primary products.....		331524-P	5.9	0.5	0.4	0.1	0.0	0.0

See footnotes at end of table.

Table 12. Producer price index percentage changes for the net output of selected industries and their products, not seasonally adjusted — Continued
 [September 2024]

Title ¹	Industry code	Product code	Unadjusted 12-month percent change ²	Unadjusted 1-month percent change ²				
			Sept. 2023 to Sept. 2024 ^P	Apr. to May	May to June ^P	June to July ^P	July to Aug. ^P	Aug. to Sept. ^P
Aluminum foundries, except die-casting - Continued								
Aluminum castings, excluding die-castings.....		331524-0	5.9	0.5	0.4	0.1	0.0	0.0
Secondary products and miscellaneous receipts.....		331524-SM						
Secondary products.....		331524-S1	—	0.0	0.0	0.0	0.1	—
Other nonferrous metal foundries, except die-casting.....	331529		10.2	2.5	0.2	-0.1	-1.4	-0.3
Primary products.....		331529-P	10.8	2.6	0.2	-0.1	-1.5	-0.3
Copper foundries (excluding die-casting).....		331529-5	9.4	4.9	0.5	-0.2	-2.8	-0.7
Secondary products and miscellaneous receipts.....		331529-SM						
Fabricated metal product mfg.....	332		2.3	0.3	0.1	0.0	0.5	0.0
Forging & stamping.....	3321		-1.0	-1.1	0.2	-0.9	-0.5	-0.1
Forging & stamping.....	33211		-1.0	-1.1	0.2	-0.9	-0.5	-0.1
Iron and steel forging.....	332111		0.0	-3.2	2.9	-3.3	-0.2	-0.2
Primary products.....		332111-P	-0.5	-3.3	3.0	-3.4	-0.2	-0.2
Hot impression die impact, press and upset steel forgings.....		332111-1	0.0	-4.4	4.2	-4.4	-0.3	-0.2
Hot impression die impact, press and upset carbon steel forgings.....		332111-11	1.2	-8.2	8.4	-9.3	-0.3	0.0
Hot impression die impact, press and upset alloy steel forgings.....		332111-12	-1.1	-0.8	0.1	0.9	-0.3	-0.6
Secondary products and miscellaneous receipts.....		332111-SM						
Nonferrous forging.....	332112		4.4	-0.1	0.7	0.5	0.0	0.0
Primary products.....		332112-P	4.5	-0.1	0.8	0.5	0.0	0.0
Hot impression die impact, press and upset nonferrous forgings.....		332112-4	5.1	-0.1	0.9	0.6	0.0	0.0
Hot impression die impact, press, and upset aluminum and aluminum alloy forgings.....		332112-41	4.2	-0.2	0.2	1.0	0.0	0.0
Hot impression die impact, press, and upset titanium and titanium alloy forgings.....		332112-42	5.2	0.0	1.3	0.0	0.0	0.0
Other nonferrous hot impression die impact, press, and upset forgings.....		332112-43	10.3	0.0	3.5	0.0	0.0	0.0
Secondary products and miscellaneous receipts.....		332112-SM						
Custom roll forming.....	332114		-5.6	-1.9	-0.8	-0.2	-2.0	-0.2
Primary products.....		332114-P	-6.4	-2.2	-0.9	-0.2	-2.3	-0.3
Custom roll formed products (steel, aluminum and other metal).....		332114-0	-6.4	-2.2	-0.9	-0.2	-2.3	-0.3
Secondary products and miscellaneous receipts.....		332114-SM						
Powder metallurgy part mfg.....	332117		—	0.1	0.0	0.0	—	—
Primary products.....		332117-P	—	0.1	0.0	0.0	—	—
Powder metallurgy parts.....		332117-0	—	0.1	0.0	0.0	—	—
Other metal stamping, except automotive.....	332119		0.1	0.3	-0.7	-0.4	0.1	-0.1
Primary products.....		332119-P	0.5	0.3	-0.8	0.0	0.2	-0.1
Metal job stampings, except automotive.....		332119-3	3.5	0.5	-0.2	0.3	0.1	0.3
Recreational vehicle metal job stampings.....		332119-31	—	0.9	0.0	2.2	0.1	2.3
Other metal job stampings.....		332119-33	3.7	0.6	0.0	0.0	0.1	0.0
Other metal stampings, n.e.c., incl. stamped and pressed metal, and crowns and closures.....		332119-9	—	0.0	-1.7	-0.6	0.4	-0.7
Secondary products and miscellaneous receipts.....		332119-SM						
Miscellaneous receipts.....		332119-M	—	0.4	-0.4	-2.1	-0.9	0.0
Secondary products.....		332119-S	—	0.0	0.1	-2.0	0.0	0.0
Cutlery & handtool mfg.....	3322		2.7	0.4	0.1	0.1	-0.2	-0.1
Cutlery & handtool mfg.....	33221		2.7	0.4	0.1	0.1	-0.2	-0.1
Metal cookware, cutlery, and flatware mfg.....	332215		1.1	0.0	0.1	0.3	-0.6	0.0
Primary products.....		332215-P	1.1	0.0	0.2	0.3	-0.5	0.0
Cutlery, scissors, shears, trimmers, and snips.....		332215-2	—	0.0	0.8	—	—	—
Secondary products and miscellaneous receipts.....		332215-SM						
Miscellaneous receipts.....		332215-M	1.2	0.0	-0.9	-1.1	-2.3	0.0
Secondary products.....		332215-S	1.9	0.0	0.0	0.0	0.0	0.0
Saw blade, handsaw, and hand and edge tool mfg.....	332216		3.5	0.6	0.0	0.0	0.1	-0.1
Primary products.....		332216-P	3.3	0.3	0.0	0.0	0.1	-0.1
Edge tools, hand-operated.....		332216-4	-0.5	0.0	0.0	0.0	0.0	-0.8
All other miscellaneous hand tools, except handsaws.....		332216-7	-0.6	0.2	0.0	0.0	0.0	0.0
Secondary products and miscellaneous receipts.....		332216-SM						
Miscellaneous receipts.....		332216-M	-0.5	0.0	0.0	0.0	0.0	0.0
Secondary products.....		332216-S	7.1	7.3	0.0	0.0	-0.2	-0.3
Architectural & structural metals mfg.....	3323		0.7	0.3	-0.3	0.0	1.0	0.0
Plate work & fabricated structural prod mfg.....	33231		-1.1	-0.3	-0.7	-0.1	1.9	0.1

See footnotes at end of table.

Table 12. Producer price index percentage changes for the net output of selected industries and their products, not seasonally adjusted — Continued
 [September 2024]

Title ¹	Industry code	Product code	Unadjusted 12-month percent change ²	Unadjusted 1-month percent change ²				
				Sept. 2023 to Sept. 2024 ^P	Apr. to May	May to June ^P	June to July ^P	July to Aug. ^P
Prefabricated metal buildings and components mfg.	332311		-1.1	-0.2	-0.1	-0.8	-1.7	0.1
Primary products.....		332311-P	-1.1	-0.2	-0.1	-0.8	-1.7	0.1
Prefabricated metal bldg & component systems (excl. farm service bldgs, resid. bldgs, & parts).....		332311-1	-0.2	-0.2	0.1	0.0	-1.6	0.3
Other prefabricated and portable metal buildings and parts.....		332311-3	-3.8	-0.4	-0.6	-2.9	-2.3	-0.4
Secondary products and miscellaneous receipts.....		332311-SM						
Fabricated structural metal mfg.	332312		-4.0	-0.4	-1.0	0.1	0.3	0.1
Primary products.....		332312-P	-4.9	-0.5	-1.3	0.0	0.4	0.1
Fabricated structural metal bar joists and concrete reinforcing bars.....		332312-1	-10.5	-1.2	-2.0	-0.1	0.9	0.0
Fabricated structural iron and steel for industrial buildings metal bar joists, short span.....		332312-11	8.1	0.0	-1.1	0.8	0.7	0.0
Fabricated structural iron & steel for commercial, residential, institutional, & public bldgs.....		332312-12	-15.1	-1.5	-2.3	-0.4	1.0	0.0
Other fabricated structural metal.....		332312-5	0.2	-0.2	-0.1	0.1	0.0	0.0
Fabricated structural metal for bridges.....		332312-6	-3.4	3.1	-6.4	1.3	-1.0	1.7
Secondary products and miscellaneous receipts.....		332312-SM						
Plate work mfg.	332313		-	0.0	0.0	0.0	14.0	-
Primary products.....		332313-P	-	0.0	0.0	0.0	16.8	-
Fabricated plate work (stacks and weldments).....		332313-0	-	0.0	0.0	0.0	16.8	-
Secondary products and miscellaneous receipts.....		332313-SM1						
Ornamental & architectural metal prod mfg.	33232		2.7	0.9	0.1	0.0	0.0	-0.1
Metal window and door mfg.	332321		0.8	0.1	0.3	0.4	0.0	0.0
Primary products.....		332321-P	0.7	0.1	0.3	0.4	0.0	0.0
Metal molding and trim and store fronts.....		332321-B	0.0	0.0	0.0	0.0	0.0	0.0
Metal windows (except storm sash).....		332321-D	0.4	0.2	0.0	0.2	0.1	0.0
Metal doors (except storm doors).....		332321-1	1.0	0.1	0.4	0.5	-0.1	0.0
Metal window and door screens (except combination screens) and metal weather strip.....		332321-9	0.0	0.0	0.0	0.0	0.0	0.0
Secondary products and miscellaneous receipts.....		332321-SM						
Secondary products.....		332321-S	1.4	0.1	0.0	0.4	0.1	0.0
Sheet metal work mfg.	332322		1.1	0.1	0.0	-0.3	-0.1	-0.2
Primary products.....		332322-P	1.1	0.1	0.0	-0.2	-0.1	-0.2
Sheet metal electronic enclosures.....		332322-C	1.1	0.0	0.0	-0.1	-0.1	0.0
Steel sheet metal computer & peripheral equipment enclosures.....		332322-C1	0.2	0.0	0.0	-0.1	-0.1	0.0
Aluminum sheet metal computer & peripheral equipment enclosures.....		332322-C2	0.1	0.0	0.0	0.0	0.0	0.0
Other sheet metal electronic enclosures (excluding computers).....		332322-C3	2.4	0.0	0.0	-0.1	0.0	0.0
Other sheet metal work.....		332322-G	2.7	0.0	0.0	-0.1	0.0	-0.5
Aluminum and other sheet metal work.....		332322-G3	-1.3	-0.1	0.1	-0.2	-0.1	-1.0
Sheet metal air-conditioning ducts and stove pipe.....		332322-1	-0.1	0.0	0.0	0.0	0.3	0.0
Sheet metal roofing and roof drainage equipment.....		332322-7	-	-0.8	0.0	-	-	-
Secondary products and miscellaneous receipts.....		332322-SM						
Secondary products.....		332322-S	1.3	0.0	0.1	0.0	0.1	-0.1
Ornamental and architectural metal work mfg.	332323		9.1	3.7	0.1	0.0	0.1	0.0
Primary products.....		332323-P	9.3	3.7	0.1	0.0	0.1	0.0
Ornamental and architectural metal work.....		332323-8	16.7	7.9	0.1	0.0	0.1	0.0
Iron, steel, and aluminum stairs, staircases, and fire escapes.....		332323-81	-	-	-	-	-	-
Steel and aluminum fences, gates (not wire), and railings and window guards.....		332323-82	6.6	3.3	0.1	-0.1	0.1	0.0
Other architectural and ornamental work.....		332323-9	2.7	0.2	0.0	0.1	0.0	0.0
Other aluminum and metal architectural and ornamental work.....		332323-91	1.4	0.0	0.0	0.2	0.0	0.0
Other iron and steel architectural and ornamental work.....		332323-92	-	-	-	-	-	-
Secondary products and miscellaneous receipts.....		332323-SM						
Secondary products.....		332323-S	2.3	-0.3	0.4	-0.9	0.5	0.0
Boiler, tank & shipping container mfg.	3324		5.2	0.4	0.3	1.3	0.2	0.1
Power boiler & heat exchanger mfg.	33241		8.0	0.9	0.0	2.3	1.4	0.4
Power boiler and heat exchanger mfg.	332410		8.0	0.9	0.0	2.3	1.4	0.4
Primary products.....		332410-P	8.4	1.0	0.0	2.5	1.5	0.4
Fabricated heat exchangers and steam condensers (excluding nuclear applications).....		332410-1	1.6	1.0	0.0	0.1	0.1	0.1
Secondary products and miscellaneous receipts.....		332410-SM						
Secondary products.....		332410-S	-	0.0	0.1	-	-	-
Metal tank (heavy gauge) mfg.	33242		12.6	0.5	0.5	1.3	0.0	0.0
Metal tanks, heavy gauge, mfg.	332420		12.6	0.5	0.5	1.3	0.0	0.0
Primary products.....		332420-P	14.0	0.3	0.6	1.5	0.0	0.0

See footnotes at end of table.

Table 12. Producer price index percentage changes for the net output of selected industries and their products, not seasonally adjusted — Continued
 [September 2024]

Title ¹	Industry code	Product code	Unadjusted 12-month percent change ²	Unadjusted 1-month percent change ²					
				Sept. 2023 to Sept. 2024 ^P	Apr. to May	May to June ^P	June to July ^P	July to Aug. ^P	Aug. to Sept. ^P
Metal tanks, heavy gauge, mfg - Continued									
Metal tanks, heavy gauge.....		332420-0	14.0	0.3	0.6	1.5	0.0	0.0	
Secondary products and miscellaneous receipts.....		332420-SM							
Light gauge metal container mfg.....	33243		-0.4	0.2	0.2	0.7	-0.3	0.0	
Metal can mfg.....	332431		-0.3	-0.1	0.1	0.9	0.0	0.0	
Primary products.....		332431-P	-0.3	-0.1	0.1	0.9	0.0	0.0	
Steel cans and tinware products.....		332431-1	—	-0.2	0.2	0.0	0.0	—	
Aluminum cans (including lids, ends, and parts shipped separately).....		332431-3	0.3	0.0	0.0	1.5	0.0	0.0	
Secondary products and miscellaneous receipts.....		332431-SM							
Other metal container mfg.....	332439		-1.0	1.4	0.7	0.0	-1.4	0.0	
Primary products.....		332439-P	-0.8	1.5	0.5	0.0	-1.4	0.0	
Steel shipping barrels & drums, exc. beer barrels (more than 12-gallon capacity)...		332439-3	—	4.1	0.2	0.0	-2.8	—	
All other metal containers.....		332439-6	0.0	0.0	0.9	0.0	-0.6	0.0	
Secondary products and miscellaneous receipts.....		332439-SM							
Secondary products.....		332439-S	-2.6	0.0	2.1	0.0	-1.1	0.0	
Hardware mfg.....	3325		-0.8	0.1	0.0	0.0	0.1	0.0	
Hardware mfg.....	33251		-0.8	0.1	0.0	0.0	0.1	0.0	
Hardware mfg.....	332510		-0.8	0.1	0.0	0.0	0.1	0.0	
Primary products.....		332510-P	-1.0	0.1	0.0	0.0	0.1	0.0	
All other miscellaneous hardware.....		332510-A	-7.2	-0.1	0.1	0.0	0.1	0.0	
Furniture hardware (excluding cabinet hardware).....		332510-2	0.9	-0.2	0.0	0.0	1.7	0.0	
Builders' hardware, including fabricated metal safe and vault locks, & cabinet hardware.....		332510-4	-0.6	0.3	0.0	0.0	0.0	0.0	
Secondary products and miscellaneous receipts.....		332510-SM							
Miscellaneous receipts.....		332510-M	-1.4	-0.6	0.2	1.3	0.1	-2.2	
Secondary products.....		332510-S	9.4	-0.2	0.0	0.0	0.0	0.0	
Spring & wire product mfg.....	3326		5.0	5.6	1.9	0.0	-0.2	-2.1	
Spring & wire product mfg.....	33261		5.0	5.6	1.9	0.0	-0.2	-2.1	
Spring mfg.....	332613		5.2	10.7	0.0	0.1	-0.1	-4.0	
Primary products.....		332613-P	5.7	11.2	0.0	0.1	-0.1	-4.2	
Cold formed steel springs, except wire.....		332613-3	1.3	0.3	0.0	0.2	-0.2	-0.1	
Precision mechanical wire springs.....		332613-5	-1.6	0.0	0.0	0.0	-0.1	0.1	
Precision mechanical extension- and torsion-type wire springs.....		332613-51	-3.8	0.0	0.0	0.0	-0.3	0.0	
Precision mechanical compression-type wire springs.....		332613-52	-0.2	0.0	0.0	0.0	0.0	0.1	
Secondary products and miscellaneous receipts.....		332613-SM							
Secondary products.....		332613-S	-3.9	0.0	0.5	0.0	0.0	0.0	
Other fabricated wire product mfg.....	332618		4.5	0.0	4.1	0.0	-0.3	0.0	
Primary products.....		332618-P	5.8	0.0	4.5	0.0	-0.2	0.0	
Other ferrous wire products, excluding springs, made from purchased wire.....		332618-B	0.6	0.0	0.0	0.0	0.0	0.0	
Other fabricated wire products, made from purchased wire.....		332618-2	12.4	0.0	9.3	0.0	-0.7	0.0	
Ferrous wire cloth and other ferrous woven wire products, made from purchased wire.....		332618-3	0.8	0.0	0.0	0.0	0.0	0.0	
Steel fencing and fence gates, made from purchased wire.....		332618-7	-4.5	-0.2	0.1	-0.7	1.5	-0.7	
Secondary products and miscellaneous receipts.....		332618-SM							
Secondary products.....		332618-S	1.8	0.1	0.4	0.0	0.0	0.2	
Mach shops, turn prod, screw, nut, bolt mfg.....	3327		2.2	0.0	0.6	0.2	0.5	0.0	
Machine shops.....	33271		1.4	0.1	0.0	0.0	0.7	0.0	
Machine shops.....	332710		1.4	0.1	0.0	0.0	0.7	0.0	
Primary products.....		332710-P	1.6	0.1	0.0	0.0	0.8	0.0	
Machine shop job work and job order repairs.....		332710-0	1.6	0.1	0.0	0.0	0.8	0.0	
Secondary products and miscellaneous receipts.....		332710-SM							
Turned product & screw, nut & bolt mfg.....	33272		3.1	-0.2	1.3	0.4	0.3	0.0	
Precision turned product mfg.....	332721		2.4	0.2	2.0	0.5	0.4	0.0	
Primary products.....		332721-P	2.7	0.2	2.3	0.5	0.5	0.0	
Precision turned products, automotive.....		332721-1	7.2	0.0	9.0	0.0	0.0	0.0	
Precision turned products, except automotive.....		332721-3	1.1	0.2	0.0	0.7	0.6	0.0	
Secondary products and miscellaneous receipts.....		332721-SM							
Bolt, nut, screw, rivet, and washer mfg.....	332722		4.1	-0.7	0.2	0.4	0.1	-0.1	
Primary products.....		332722-P	4.3	-0.7	0.2	0.4	0.1	-0.1	
Nonthreaded metal fasteners (except aircraft types).....		332722-B	2.6	0.0	0.0	0.0	0.0	0.0	

See footnotes at end of table.

Table 12. Producer price index percentage changes for the net output of selected industries and their products, not seasonally adjusted — Continued
 [September 2024]

Title ¹	Industry code	Product code	Unadjusted 12-month percent change ²	Unadjusted 1-month percent change ²				
				Sept. 2023 to Sept. 2024 ^P	Apr. to May	May to June ^P	June to July ^P	July to Aug. ^P
Bolt, nut, screw, rivet, and washer mfg - Continued								
Aircraft fasteners, except plastics (including aerospace).....		332722-1	15.1	-2.0	0.0	0.0	0.0	0.0
Externally threaded metal fasteners (except aircraft types).....		332722-3	-1.2	-0.2	0.4	1.0	0.2	-0.3
Hex bolts, including heavy, tap-and-joint (excluding high-strength structural & aircraft types).....		332722-3122	2.1	0.5	0.0	-0.8	1.8	-2.5
Other metal bolts, including square, round, plow, high-strength structural, & bent bolts.....		332722-3133	-0.2	-1.3	1.3	4.0	0.0	0.0
Cap, set, machine, lag, flange, and self-locking screws (except aircraft types) ..		332722-3144	-0.9	0.0	0.0	-0.9	0.0	0.0
Other externally threaded metal fasteners, including studs (except aircraft types).....		332722-3199	-	0.8	-0.1	-0.6	0.0	0.0
Internally threaded fasteners (except aircraft types).....		332722-5	2.2	0.0	0.0	0.0	0.9	0.3
Secondary products and miscellaneous receipts.....		332722-SM						
Miscellaneous receipts.....		332722-M	-0.7	0.0	0.0	-0.6	-1.1	1.1
Coating/engrave/heat treating & other activity.....	3328		3.8	-0.2	-0.3	-0.1	-0.4	0.1
Coating/engrave/heat treating & other activity.....	33281		3.8	-0.2	-0.3	-0.1	-0.4	0.1
Metal heat treating.....	332811		13.8	-1.5	-0.8	-0.7	0.0	0.0
Primary products.....		332811-P	10.1	-1.5	-0.8	-0.7	0.0	0.0
Heat treating of metal for the trade (pickling, annealing, etc.).....		332811-0	10.1	-1.5	-0.8	-0.7	0.0	0.0
Secondary products and miscellaneous receipts.....		332811-SM						
Metal coating and nonprecious engraving.....	332812		1.2	-0.3	0.2	-0.3	0.0	0.2
Primary products.....		332812-P	0.9	-0.3	0.2	-0.3	0.0	0.2
Metal coating, engraving, and allied services.....		332812-0	0.9	-0.3	0.2	-0.3	0.0	0.2
Secondary products and miscellaneous receipts.....		332812-SM						
Electroplating, anodizing and coloring metal.....	332813		-0.1	1.2	-0.6	0.9	-1.5	0.0
Primary products.....		332813-P	-0.9	1.3	-0.6	1.0	-1.6	0.0
Electroplating, plating, polishing, anodizing and coloring metal.....		332813-0	-0.9	1.3	-0.6	1.0	-1.6	0.0
Secondary products and miscellaneous receipts.....		332813-SM						
Other fabricated metal product mfg.....	3329		4.1	0.2	0.2	-0.2	0.8	0.1
Metal valve mfg.....	33291		5.0	0.4	0.3	-0.3	1.7	0.4
Industrial valve mfg.....	332911		2.2	0.4	0.0	-0.8	0.0	1.0
Primary products.....		332911-P	2.1	0.4	0.0	-0.8	0.0	1.0
Automatic regulating and control valves and parts (except nuclear), power operated.....		332911-F	5.9	0.0	0.0	0.0	0.0	0.0
Industrial valves for water works and municipal equipment (IBBM, AWWA, and UL).....		332911-N	0.8	0.0	0.0	-3.7	0.0	1.8
Industrial ball valves (all metals, pressures, and types), incl. manual & power operated.....		332911-Q	-1.0	0.0	0.0	0.0	0.0	2.5
Industrial butterfly valves (all metals, pressures, and types), incl. manual & power operated.....		332911-R	-	0.0	0.0	-	-	-
All other miscellaneous industrial valves.....		332911-X	0.1	1.2	0.0	0.0	0.0	0.0
Gates, globes, angles and other industrial valves.....		332911-1	4.6	0.2	0.0	0.0	0.0	1.2
Secondary products and miscellaneous receipts.....		332911-SM						
Miscellaneous receipts.....		332911-M	6.1	1.7	0.0	0.0	2.8	0.0
Secondary products.....		332911-S	3.6	0.0	0.1	0.0	0.1	0.0
Fluid power valve and hose fitting mfg.....	332912		9.1	0.1	0.0	0.0	4.7	0.0
Primary products.....		332912-P	9.0	0.1	0.0	0.0	4.9	0.0
Nonaerospace type hydraulic and pneumatic assemblies of hose.....		332912-N	2.2	0.2	-0.2	0.0	0.0	0.4
Nonaerospace type flared (metal) fittings, couplings and assemblies.....		332912-T	0.9	0.6	0.0	0.0	0.0	0.0
Nonaerospace type flareless fittings and couplings (incl. nonmetal fittings).....		332912-U	0.0	0.0	0.0	0.0	0.0	0.0
Aerospace type hydraulic fluid power valves.....		332912-1	2.2	0.0	0.0	0.0	0.0	0.0
Nonaerospace type hydraulic directional control valves.....		332912-5	3.4	0.0	0.0	0.0	0.0	0.0
Nonaerospace type hydraulic valves, except directional control.....		332912-7	5.4	0.0	0.0	0.0	0.0	0.0
Nonaerospace type pneumatic directional control valves.....		332912-9	3.0	-0.4	0.0	0.0	0.0	0.0
Secondary products and miscellaneous receipts.....		332912-SM						
Plumbing fixture fitting and trim mfg.....	332913		1.7	0.3	0.2	0.0	0.0	0.0
Primary products.....		332913-P	1.8	0.3	0.2	0.0	0.0	0.0
Miscellaneous metal and nonmetal plumbing fixtures, fittings, and trim.....		332913-6	1.8	0.0	0.5	0.0	0.0	0.0
Metal and nonmetal lavatory and sink fittings, excluding single control.....		332913-7	1.6	0.1	0.0	0.0	0.0	0.0
Secondary products and miscellaneous receipts.....		332913-SM						
Other metal valve and pipe fitting mfg.....	332919		5.7	1.6	2.4	0.0	0.0	0.0
Primary products.....		332919-P	6.0	1.7	2.5	0.0	0.0	0.0
Metal fittings, flanges, and unions for pipe fittings.....		332919-4	7.0	1.9	2.8	0.0	0.0	0.0
Secondary products and miscellaneous receipts.....		332919-SM						

See footnotes at end of table.

Table 12. Producer price index percentage changes for the net output of selected industries and their products, not seasonally adjusted — Continued
 [September 2024]

Title ¹	Industry code	Product code	Unadjusted 12-month percent change ²	Unadjusted 1-month percent change ²					
				Sept. 2023 to Sept. 2024 ^P	Apr. to May	May to June ^P	June to July ^P	July to Aug. ^P	Aug. to Sept. ^P
Other metal valve and pipe fitting mfg - Continued									
Secondary products.....		332919-S	0.9	0.0	0.0	-0.9	0.4	0.4	
All other fabricated metal product mfg.....	33299		3.3	0.0	0.1	-0.2	0.0	-0.2	
Ball and roller bearing mfg.....	332991		3.6	0.0	0.0	0.1	0.0	-0.1	
Primary products.....		332991-P	3.1	-0.2	0.0	0.1	0.0	-0.1	
Ball bearings, complete, unmounted.....		332991-1	1.9	0.0	0.0	0.0	0.0	0.0	
Tapered roller bearings (including cups & cones), unmounted.....		332991-3	3.8	0.0	0.0	0.0	0.0	0.0	
Other roller bearings, unmounted.....		332991-5	6.3	0.0	0.0	0.0	0.0	0.0	
Mounted bearings (excluding plain).....		332991-7	1.4	-0.3	0.1	2.5	0.0	-1.7	
Parts and components for ball and roller bearings (including balls and rollers) sold separately.....		332991-9	-3.0	-1.5	0.4	0.0	0.0	0.0	
Secondary products and miscellaneous receipts.....		332991-SM							
Secondary products.....		332991-S	-0.2	0.0	0.0	0.0	0.0	0.0	
Small arms ammunition mfg.....	332992		7.0	0.0	0.0	2.2	0.3	0.0	
Primary products.....		332992-P	7.4	0.0	0.0	2.5	0.3	0.0	
Other ammunition products.....		332992-08	-	0.0	0.0	1.7	0.0	-	
Secondary products and miscellaneous receipts.....		332992-SM							
Ammunition, except small arms, manufacturing.....	332993		0.0	0.0	0.0	0.0	-0.8	0.0	
Primary products.....		332993-P	0.0	0.0	0.0	0.0	-0.8	0.0	
Ammunition (excluding small arms), more than 30 mm (1.18 in.).....		332993-0	0.0	0.0	0.0	0.0	-0.8	0.0	
Fabricated pipe and pipe fitting mfg.....	332996		-0.9	-1.0	-0.8	-1.2	-1.2	-0.5	
Primary products.....		332996-P	-1.2	-1.1	-1.0	-1.4	-1.5	-0.7	
Fabricated pipe and pipe fittings made from purchased pipe.....		332996-0	-1.2	-1.1	-1.0	-1.4	-1.5	-0.7	
Secondary products and miscellaneous receipts.....		332996-SM							
Miscellaneous fabricated metal product mfg.....	332999		5.8	0.4	0.7	-0.5	0.6	-0.1	
Primary products.....		332999-P	2.6	0.5	0.8	-0.7	0.6	-0.2	
All other miscellaneous fabricated metal products.....		332999-N	2.8	0.5	0.9	-0.7	0.6	-0.2	
Secondary products and miscellaneous receipts.....		332999-SM							
Secondary products.....		332999-S	23.3	2.1	0.1	-0.1	4.8	-0.3	
Small arms, ordnance, and ordnance accessories mfg.....	33299T		0.2	0.0	0.0	0.0	0.0	0.0	
Primary products.....		33299T-P	0.1	0.0	0.0	0.0	0.0	0.0	
Single barrel shotguns, other small firearms n.e.c., and parts & attachments for small arms.....		33299T-45	0.4	0.0	0.0	0.0	0.0	0.0	
Secondary products and miscellaneous receipts.....		33299T-SM							
Machinery manufacturing.....	333		2.8	0.2	0.1	0.1	0.3	-0.1	
Agricultural, construction, and mining machinery mfg.....	3331		2.0	0.0	0.1	0.0	-0.1	0.0	
Agricultural implement manufacturing.....	33311		0.4	-0.1	0.0	-0.4	-0.1	0.2	
Farm machinery and equipment mfg.....	333111		0.1	-0.1	0.0	-0.5	-0.1	0.2	
Primary products.....		333111-P	-0.1	-0.1	0.0	-0.5	-0.2	0.2	
Haying machinery and attachments.....		333111-A	0.7	0.0	0.0	0.0	0.0	0.7	
Parts for farm machinery, for sale separately.....		333111-C	-1.9	0.2	-0.4	-0.4	-1.4	-0.1	
Farm plows, harrows, rollers, pulverizers, etc., and attachments.....		333111-E	-0.7	0.0	0.0	0.0	0.3	0.0	
All other farm machinery and equipment, excluding parts, including attachments.....		333111-G	0.3	-0.4	0.0	0.1	0.2	0.0	
Commercial turf and grounds care equipment, including parts and attachments.....		333111-J	1.0	0.0	0.0	0.0	0.0	0.6	
Farm dairy equipment, sprayers and dusters, farm blowers, and attachments.....		333111-4	0.1	0.0	0.0	0.0	0.0	0.1	
Planting, seeding, and fertilizing machinery and attachments.....		333111-7	-1.5	0.0	0.0	-3.7	-1.0	0.0	
Harvesting machinery (except hay and straw) and attachments.....		333111-9	0.0	-0.1	0.1	0.0	0.0	0.4	
Secondary products and miscellaneous receipts.....		333111-SM							
Miscellaneous receipts.....		333111-M	3.0	0.0	0.0	0.0	1.8	0.7	
Secondary products.....		333111-S	3.1	0.0	0.0	0.0	-0.2	-0.1	
Lawn and garden equipment mfg.....	333112		1.6	0.1	0.0	-0.2	0.0	0.1	
Primary products.....		333112-P	1.7	0.1	0.0	-0.2	0.0	0.1	
Consumer nonriding lawn, garden, and snow equipment.....		333112-1	2.9	0.3	0.0	-0.5	0.0	0.2	
Consumer riding lawn, garden, and snow equipment.....		333112-3	0.8	0.0	0.0	0.0	0.0	0.0	
Parts and attachments for consumer lawn, garden, and snow equipment.....		333112-7	1.0	0.0	0.0	-0.1	-0.1	0.0	
Secondary products and miscellaneous receipts.....		333112-SM							
Secondary products.....		333112-S	-0.1	0.2	0.0	0.0	-0.4	0.6	
Construction machinery manufacturing.....	33312		2.2	0.1	0.1	0.2	-0.1	-0.1	
Construction machinery mfg.....	333120		2.2	0.1	0.1	0.2	-0.1	-0.1	
Primary products.....		333120-P	2.2	0.1	0.1	0.2	-0.1	-0.1	

See footnotes at end of table.

Table 12. Producer price index percentage changes for the net output of selected industries and their products, not seasonally adjusted — Continued
 [September 2024]

Title ¹	Industry code	Product code	Unadjusted 12-month percent change ²	Unadjusted 1-month percent change ²				
			Sept. 2023 to Sept. 2024 ^P	Apr. to May	May to June ^P	June to July ^P	July to Aug. ^P	Aug. to Sept. ^P
Construction machinery mfg - Continued								
Power cranes, loaders, dozers, tractors, off-highway trucks, mixers, pavers, backhoes, etc.....		333120-1	1.3	0.0	0.0	0.3	-0.1	-0.1
Power cranes, draglines, & shovels (excavators) (incl. surface mining equip.) (excluding parts).....		333120-11	0.4	0.0	0.0	0.1	0.0	0.0
Mixers, pavers, and related equipment (excluding parts).....		333120-12	1.2	-0.4	0.0	0.0	0.0	0.0
Tractor shovel loaders (skid steer, wheel, crawler, and integral design backhoes).....		333120-14	1.8	0.0	0.0	0.9	0.0	0.0
Construction wheel and crawler tractors, dozers, self-propelled log skidders, etc.....		333120-15	2.5	0.0	0.0	0.0	-0.5	0.0
Graders, rollers and compactors, forklifts, scrapers, trenchers, etc. (excluding parts).....		333120-16	1.4	0.0	0.0	0.0	0.0	0.0
Construction machinery for mounting (excluding parts, winches, snow clearing attachments).....		333120-17	1.7	0.0	0.0	0.2	0.0	-1.8
Other construction machinery and equipment (excluding parts).....		333120-8	2.2	0.2	0.7	0.0	0.0	0.0
Parts for construction machinery and equipment, sold separately.....		333120-9	9.9	0.9	-0.4	-0.6	-0.3	-0.4
Parts for cranes, draglines, and shovels (including surface mining equipment) (sold separately).....		333120-91	17.3	1.1	-0.9	-1.8	-0.7	0.0
Parts for off-highway wheel tractors and shovel loaders (sold separately).....		333120-92	-0.7	0.0	0.0	0.0	0.0	0.0
Parts for other construction machinery (sold separately).....		333120-93	5.7	0.8	0.0	0.3	0.0	-0.8
Secondary products and miscellaneous receipts.....		333120-SM						
Miscellaneous receipts.....		333120-M	3.6	0.0	0.0	0.3	0.0	-0.3
Mining and oil and gas field machinery mfg.....	33313		4.6	0.2	0.4	0.2	0.0	0.0
Mining machinery and equipment mfg.....	333131		6.1	0.2	0.5	0.6	0.0	0.0
Primary products.....		333131-P	6.5	0.2	0.6	0.7	0.0	0.0
Mining machinery and equipment (except parts sold separately).....		333131-2	7.3	0.3	0.7	0.6	0.0	0.0
Underground mining machinery (except parts sold separately).....		333131-21	-	0.8	0.0	0.0	-	-
Crushing, pulverizing & screening machinery (except parts sold separately).....		333131-25	6.7	0.0	0.0	0.0	0.0	0.0
Drills and other mining machinery (except parts sold separately).....		333131-27	-	0.0	2.1	0.7	-	-
Parts and attachments for mining machinery and equipment (sold separately).....		333131-9	3.7	0.0	0.0	1.3	0.0	0.0
Secondary products and miscellaneous receipts.....		333131-SM						
Miscellaneous receipts.....		333131-M	1.7	0.0	0.0	0.8	0.0	0.0
Oil and gas field machinery and equipment mfg.....	333132		3.8	0.2	0.4	0.0	0.0	0.0
Primary products.....		333132-P	3.9	0.2	0.4	0.0	0.0	0.0
Oil and gas field production machinery and equipment (except pumps).....		333132-A	7.2	0.4	1.0	0.0	0.0	0.0
Oil and gas field production machinery and equipment (except pumps and parts sold separately).....		333132-A1	7.3	0.2	0.5	0.0	0.0	0.0
Rotary oil and gas field drilling machinery and equipment.....		333132-1	3.7	0.0	0.0	0.0	0.0	0.0
Secondary products and miscellaneous receipts.....		333132-SM						
Industrial machinery manufacturing.....	3332		3.4	0.7	0.3	0.0	0.2	0.1
Other industrial machinery manufacturing.....	33324		3.4	0.7	0.3	0.0	0.2	0.1
Food product machinery mfg.....	333241		3.8	0.1	0.1	0.0	0.0	0.0
Primary products.....		333241-P	4.1	0.1	0.1	0.0	0.0	0.0
Dairy and milk products plant machinery and equipment.....		333241-1	-	0.0	0.6	0.0	-	-
Commercial food products machinery (except packaging and cooking equipment).....		333241-3	5.8	0.0	0.0	0.0	0.0	0.0
Industrial food products machinery for processing foods, beverages, & animal & fowl feed.....		333241-5	2.3	0.2	0.1	0.0	0.0	0.1
Other industrial food and feed machinery.....		333241-51	4.9	0.4	0.2	0.1	0.0	0.0
Machinery for sorting, grading, and cleaning fruits, vegetables, eggs, and for processing meat.....		333241-52	0.1	0.0	0.0	0.0	0.0	0.0
Parts and attachments for industrial food and feed products machinery.....		333241-53	5.1	0.0	0.0	0.0	0.2	0.9
Secondary products and miscellaneous receipts.....		333241-SM						
Miscellaneous receipts.....		333241-M	-2.4	0.5	0.0	0.0	0.7	0.0
Secondary products.....		333241-S	4.1	0.5	0.5	0.0	-0.9	-0.1
Semiconductor machinery mfg.....	333242		8.5	3.8	2.3	0.1	1.4	0.0
Primary products.....		333242-P	8.6	3.9	2.4	0.1	1.4	0.0
Semiconductor machinery and parts.....		333242-0	8.6	3.9	2.4	0.1	1.4	0.0
Secondary products and miscellaneous receipts.....		333242-SM						
Miscellaneous receipts.....		333242-M	2.6	0.0	0.0	2.4	0.0	0.0
Sawmill, woodworking and paper machinery mfg.....	333243		2.3	0.0	0.0	0.0	0.0	0.1
Primary products.....		333243-P	2.2	0.0	0.0	0.0	0.0	0.1
Sawmill and woodworking machinery.....		333243-A	2.5	0.1	0.0	0.0	0.0	0.0
Sawmill and woodworking machinery, excluding parts & attachments.....		333243-A3	2.8	0.1	0.0	0.0	0.0	0.0
Parts, attachments & accessories for sawmill & woodworking machinery.....		333243-A4	0.7	0.0	0.0	0.0	0.0	0.0

See footnotes at end of table.

Table 12. Producer price index percentage changes for the net output of selected industries and their products, not seasonally adjusted — Continued
 [September 2024]

Title ¹	Industry code	Product code	Unadjusted 12-month percent change ²	Unadjusted 1-month percent change ²				
				Sept. 2023 to Sept. 2024 ^P	Apr. to May	May to June ^P	June to July ^P	July to Aug. ^P
Sawmill, woodworking and paper machinery mfg - Continued								
Paper industry machinery.....		333243-B	2.1	0.0	0.0	0.0	0.0	0.1
Paper industry machinery, excluding parts & attachments.....		333243-B1	2.0	0.0	0.0	0.0	0.0	0.1
Parts and attachments for paper industry machinery.....		333243-B2	2.3	0.0	0.0	0.0	0.0	0.0
Secondary and miscellaneous receipts.....		333243-SM						
Miscellaneous receipts.....		333243-M	3.4	0.4	0.0	0.0	0.1	0.0
All other industrial machinery mfg.....	333248		1.6	-0.1	-0.4	0.0	-0.2	0.2
Primary products.....		333248-P	1.7	-0.1	-0.4	0.0	-0.2	0.2
Printing machinery and equipment mfg.....		333248-4	2.9	0.2	-0.1	0.3	0.0	1.2
All other miscellaneous printing trades machinery, including parts.....		333248-4A	4.3	0.3	-0.1	0.4	0.1	1.7
Other printing machinery and equipment, including pre-press preparation and typesetting.....		333248-4A7	7.5	0.6	-0.2	0.8	0.1	2.6
Parts, attachments, and accessories for printing trades machinery.....		333248-4A8	1.2	0.0	0.0	0.0	0.0	0.9
Other industrial machinery.....		333248-9	1.5	-0.1	-0.5	0.0	-0.2	0.1
Plastics-working machinery and equipment and parts, excluding patterns and molds.....		333248-91	2.8	0.0	0.0	0.0	0.0	0.0
Plastics-working machinery and equipment, excluding patterns, molds, and parts sold separately.....		333248-919	3.1	0.0	0.0	0.0	0.0	0.0
Textile machinery (except parts, attachments, and accessories).....		333248-95	0.0	0.0	0.0	0.0	0.0	0.0
Parts and attachments for textile machinery.....		333248-97	0.0	0.0	0.0	0.0	0.0	0.0
All other industrial machinery.....		333248-98	1.3	-0.2	-0.6	0.0	-0.3	0.1
Secondary products and miscellaneous receipts.....		333248-SM						
Commercial and service industry machinery manufacturing.....	3333		1.3	0.0	0.0	0.1	0.0	0.1
Commercial and service industry machinery manufacturing.....	33331		1.3	0.0	0.0	0.1	0.0	0.1
Commercial and service industry machinery mfg.....	333310		1.3	0.0	0.0	0.1	0.0	0.1
Primary products.....		333310-P	1.4	0.0	0.0	0.1	0.0	0.1
Optical instruments and lenses (incl. parts).....		333310-4	1.6	-0.1	0.0	0.2	0.0	0.1
Sighting, tracking, and fire-control equipment, optical type.....		333310-41	-1.4	0.0	0.0	0.4	0.0	0.0
All other miscellaneous optical instruments and lenses (incl. binoculars and astronomical).....		333310-43	2.7	-0.1	-0.1	0.1	0.0	0.1
Commercial cooking and food warming equipment (incl. parts).....		333310-5	-0.7	0.0	0.0	0.1	-0.3	-0.1
Other commercial and service industry machinery.....		333310-9	1.6	0.0	0.0	0.0	0.0	0.1
Commercial laundry and drycleaning machinery (incl. parts).....		333310-93	1.0	0.0	0.0	0.0	0.0	0.0
Commercial and industrial floor and carpet cleaning machines, ex. vacuum cleaners.....		333310-95	4.5	0.0	0.0	0.0	0.0	0.0
Electronic teaching machines, teaching aids, etc., (incl. kits).....		333310-97	-	0.0	0.0	0.0	-	-
All other parts and attachments for service industry equipment.....		333310-98	6.0	0.0	0.0	0.0	0.0	0.0
Other service industry equipment.....		333310-99	1.9	0.0	0.0	0.0	0.1	0.2
Secondary products and miscellaneous receipts.....		333310-SM						
Miscellaneous receipts.....		333310-M	1.0	0.0	0.0	0.0	0.4	0.0
Secondary products.....		333310-S	4.2	0.0	2.4	0.5	0.0	0.1
HVAC and commercial refrigeration equipment.....	3334		2.4	0.2	-0.3	0.0	1.4	-0.9
HVAC and commercial refrigeration equipment.....	33341		2.4	0.2	-0.3	0.0	1.4	-0.9
Fan, blower, air purification equipment mfg.....	333413		0.9	0.1	-0.4	0.0	0.0	0.0
Primary products.....		333413-P	1.3	0.1	0.0	0.0	0.0	0.0
Air purification equipment.....		333413-1	0.3	0.0	-0.1	0.0	0.0	0.0
Dust collection and other air purification equipment for industrial gas cleaning systems.....		333413-11	0.0	0.0	0.0	0.0	0.0	0.0
Dust collection and other air purification equipment for cleaning incoming air.....		333413-13	0.4	0.0	-0.1	0.0	0.0	0.0
Air filters for air-conditioners and furnaces, etc. of 2400 CFM or less, except parts.....		333413-131	1.6	0.0	0.0	0.0	0.0	0.0
Other dust collection and air purification equipment, except parts.....		333413-132	0.6	0.0	0.0	0.0	0.0	0.0
Parts for dust collection and air purification equipment.....		333413-133	-2.5	0.0	-0.4	0.0	0.0	-0.1
Industrial and commercial fans and blowers.....		333413-2	2.6	0.2	0.0	0.0	0.0	0.0
Centrifugal blower filter units, and classes I-IV centrifugal fans, except parts.....		333413-22	1.5	0.0	0.0	0.0	0.0	0.0
Other centrifugal fans and blowers, except parts.....		333413-23	3.5	0.0	0.0	0.0	0.0	0.0
Parts and accessories for fans and blowers.....		333413-29	3.1	2.7	0.0	0.0	0.1	0.0
Secondary products and miscellaneous receipts.....		333413-SM						
Secondary products.....		333413-S	-7.3	0.0	0.0	0.0	0.0	0.0
Heating equipment (except warm air furnaces) mfg.....	333414		2.9	1.1	0.2	0.1	0.3	0.1
Primary products.....		333414-P	2.8	1.0	0.2	0.1	0.2	0.1
Other heating equipment, except electric (incl. parts for nonelectric equipment & oil burners).....		333414-D	3.0	0.4	0.3	0.1	-0.1	0.2
Cast iron heating boilers, radiators, and convectors (except parts).....		333414-1	6.9	-	-	0.2	1.6	0.0
Domestic heating stoves (except electric and parts).....		333414-3	2.0	0.0	0.0	0.0	0.0	0.0

See footnotes at end of table.

Table 12. Producer price index percentage changes for the net output of selected industries and their products, not seasonally adjusted — Continued
 [September 2024]

Title ¹	Industry code	Product code	Unadjusted 12-month percent change ²	Unadjusted 1-month percent change ²				
				Sept. 2023 to Sept. 2024 ^P	Apr. to May	May to June ^P	June to July ^P	July to Aug. ^P
Heating equipment (except warm air furnaces) mfg - Continued								
Floor and wall furnaces, unit heaters, infrared heaters, and mechanical stokers. . .		333414-7	0.4	0.0	0.2	0.0	0.0	0.0
Secondary products and miscellaneous receipts.		333414-SM						
Miscellaneous receipts.		333414-M	–	–	–	0.0	0.0	0.0
Secondary products.		333414-S	4.0	0.0	0.1	0.0	3.1	0.0
Air-conditioning, refrigeration, and forced air heating equipment mfg.	333415		2.7	0.1	-0.3	0.0	1.7	-1.2
Primary products.		333415-P	2.5	0.1	-0.3	0.0	1.6	-1.1
Warm air furnaces, including duct furnaces and humidifiers, and electric comfort heating.		333415-C	7.3	-1.0	-0.6	-0.4	4.0	0.9
Parts and accessories for air conditioning and heat transfer equipment.		333415-D	1.0	0.0	0.0	0.1	0.0	0.0
Unitary air-conditioners, except air source heat pumps.		333415-E	3.4	0.2	-0.6	0.3	4.2	-3.4
Heat pumps.		333415-H	0.2	3.4	-2.8	-2.7	2.7	-1.1
Heat transfer equipment (except elec dehumidifiers), mechanically refrigerated, self-contained.		333415-2	1.6	0.0	0.2	-0.3	0.8	-1.3
Commercial refrigerators and related equipment.		333415-3	1.8	0.3	0.0	0.4	0.1	0.0
Refrigeration condensing units, all refrigerants, except ammonia (complete).		333415-5	0.7	0.0	0.0	0.0	0.0	0.0
All other miscellaneous refrigeration and air-conditioning equipment.		333415-9	4.1	0.0	0.0	0.1	0.0	0.0
Secondary products and miscellaneous receipts.		333415-SM						
Miscellaneous receipts.		333415-M	1.1	0.1	0.0	0.1	0.0	0.0
Metalworking machinery manufacturing.	3335		3.7	0.2	0.2	0.2	0.0	0.0
Metalworking machinery manufacturing.	33351		3.7	0.2	0.2	0.2	0.0	0.0
Industrial mold mfg.	333511		5.9	0.0	0.1	0.0	0.1	0.0
Primary products.		333511-P	6.4	0.0	0.0	0.0	0.0	0.0
Industrial molds and mold boxes.		333511-0	6.4	0.0	0.0	0.0	0.0	0.0
Industrial injection-type molds made of metal for plastics.		333511-05	–	0.0	–	–	–	–
Other industrial molds and mold boxes.		333511-06	8.8	0.1	0.0	0.0	0.0	0.0
Secondary products and miscellaneous receipts.		333511-SM						
Special tool, die, jig, and fixture mfg.	333514		4.8	0.5	0.2	0.8	0.0	0.0
Primary products.		333514-P	3.7	0.3	0.0	0.7	0.0	0.0
Special dies, tools, jigs, and fixtures.		333514-0	3.7	0.3	0.0	0.7	0.0	0.0
Jigs and fixtures, including parts.		333514-0A	1.9	0.0	0.0	0.2	0.0	0.0
Metalworking die and die sets.		333514-0B	1.8	0.0	0.0	1.8	0.0	0.0
Standard punches, industrial prototypes, die parts & other special tooling for dies.		333514-0C	6.2	0.6	0.0	0.6	0.0	0.0
Secondary products and miscellaneous receipts.		333514-SM						
Miscellaneous receipts.		333514-M	–	2.9	0.0	0.0	0.0	–
Secondary products.		333514-S	17.3	0.0	2.4	1.7	0.0	0.0
Cutting tool and machine tool accessory mfg.	333515		4.7	0.0	0.1	0.0	0.0	0.0
Primary products.		333515-P	4.8	0.0	0.1	0.0	0.0	0.0
Cutting tools for machine tools and metalworking machinery.		333515-4	5.2	0.0	0.1	0.0	0.0	0.0
Other cutting tools for machine tools, excluding tips and blanks.		333515-41	7.1	0.0	0.1	0.0	0.0	0.0
End mills and milling cutters.		333515-44	1.2	0.0	0.1	-0.2	-0.1	0.0
Threading tools, including blanks, tips and inserts.		333515-45	1.0	0.0	0.0	0.0	0.0	0.1
Carbon and high-speed steel shank, solid, tipped carbide twist drills for machine tools.		333515-48	0.7	0.0	0.0	0.0	0.0	0.0
Taps, carbide indexable, and throwaway inserts for machine tools.		333515-49	2.8	0.0	0.0	0.0	0.6	0.0
Other attachments and accessories for machine tools and metalworking machinery.		333515-5	2.5	0.0	0.1	0.0	0.0	0.0
Secondary products and miscellaneous receipts.		333515-SM						
Secondary products.		333515-S	7.5	0.0	0.6	0.0	0.0	0.0
Machine tool mfg.	333517		0.9	0.1	0.0	0.0	0.2	0.0
Primary products.		333517-P	0.7	0.1	0.0	0.0	0.2	0.0
Metal cutting machine tools.		333517-2	0.5	0.2	0.0	0.0	0.0	0.0
Parts for metal cutting machine tools (sold separately) & rebuilt machine tools.		333517-26	2.0	1.3	0.0	0.0	0.0	0.0
Metal machining centers (multifunction numerically controlled machines).		333517-27	0.0	0.0	0.0	0.0	0.0	0.0
Other metal cutting machine tools.		333517-2B	0.5	0.1	0.0	0.0	0.0	0.0
Metal forming machine tools.		333517-3	1.7	0.0	0.0	0.0	1.1	0.0
Metal punching and shearing (power & manual), and bending and forming machines (power only).		333517-31	-0.1	0.0	0.0	0.0	0.0	0.0
Parts for metal forming machine tools (sold separately) and rebuilt metal forming machine tools.		333517-37	3.8	0.0	0.0	0.0	3.8	0.0
Secondary products and miscellaneous receipts.		333517-SM						
Miscellaneous receipts.		333517-M	2.4	0.9	0.1	0.0	0.0	0.0
Secondary products.		333517-S	2.9	-0.9	0.0	0.0	0.0	0.0

See footnotes at end of table.

Table 12. Producer price index percentage changes for the net output of selected industries and their products, not seasonally adjusted — Continued
 [September 2024]

Title ¹	Industry code	Product code	Unadjusted 12-month percent change ²	Unadjusted 1-month percent change ²				
				Sept. 2023 to Sept. 2024 ^P	Apr. to May	May to June ^P	June to July ^P	July to Aug. ^P
Rolling mill and other metalworking machinery mfg.	333519		1.4	-0.1	0.4	0.0	-0.3	0.0
Primary products.....		333519-P	1.4	-0.1	0.4	0.0	-0.4	0.0
Rolling mill and other metalworking machinery, including assembly machines.		333519-0	1.4	-0.1	0.4	0.0	-0.4	0.0
Secondary products and miscellaneous receipts.....		333519-SM						
Miscellaneous receipts.....		333519-M	1.7	0.0	1.2	0.0	0.0	0.0
Turbine and power transmission equipment mfg.	3336		3.0	0.1	0.2	0.3	0.2	-0.2
Turbine and power transmission equipment mfg.	33361		3.0	0.1	0.2	0.3	0.2	-0.2
Turbine and turbine generator set units mfg.	333611		3.0	0.3	0.4	0.5	0.6	-0.8
Primary products.....		333611-P	2.8	0.3	0.3	0.5	0.5	-0.7
Turbines and turbine generator sets.....		333611-0	2.8	0.3	0.3	0.5	0.5	-0.7
Steam, gas, and other turbines and turbine generators.....		333611-05	4.3	0.4	0.3	0.7	0.6	0.1
Parts & accessories for turbines, turbine generators, and turbine generator sets.....		333611-07	0.0	0.0	0.0	0.0	0.0	0.0
Speed changer, drive, and gear mfg.	333612		2.5	0.4	0.7	1.0	0.0	0.0
Primary products.....		333612-P	2.5	0.4	0.8	1.0	-0.1	0.0
Gears, pinions, racks, and worms, sold separately.....		333612-3	—	0.0	0.0	1.5	0.0	—
Speed changers, industrial high speed drives, and parts other than loose gearing.....		333612-7	2.9	0.7	1.5	0.5	-0.1	0.0
Secondary products and miscellaneous receipts.....		333612-SM						
Secondary products.....		333612-S	—	—	—	—	0.0	0.0
Mechanical power transmission equipment mfg.	333613		4.6	0.1	0.1	0.5	0.2	0.0
Primary products.....		333613-P	4.7	0.1	0.1	0.5	0.2	0.0
Mechanical power transmission equipment, except speed changers, drives, & gears.....		333613-3	5.4	0.1	0.1	0.6	0.3	0.0
Secondary products and miscellaneous receipts.....		333613-SM						
Other engine equipment mfg.	333618		2.7	0.0	0.0	0.1	0.0	0.0
Primary products.....		333618-P	2.7	0.0	0.0	0.1	0.0	0.0
Parts & accessories for internal combustion engines, ex. aircraft & gasoline automotive engines.....		333618-F	2.4	0.0	0.0	0.0	0.0	0.0
Diesel, semidiesel, and dual-fuel engines (except automotive).....		333618-3	2.8	0.0	0.0	0.0	0.0	0.0
Diesel, semidiesel, and dual-fuel engines for automobiles, trucks, and buses.....		333618-5	3.4	0.0	0.0	0.0	0.0	0.0
Secondary products and miscellaneous receipts.....		333618-SM						
Other general purpose machinery manufacturing.....	3339		3.3	0.3	0.0	0.2	0.2	0.1
Pump and compressor manufacturing.....	33391		4.4	0.4	0.0	0.5	0.3	0.1
Air and gas compressor mfg.	333912		3.9	1.1	-0.1	0.1	0.0	0.1
Primary products.....		333912-P	3.8	1.1	-0.1	0.1	0.0	0.1
Air and gas compressors and vacuum pumps.....		333912-1	3.2	0.4	0.0	0.1	0.0	0.2
Parts & attachments for air & gas compressors, ex. refrigeration, ice making, & a/c.....		333912-6	0.4	0.0	-1.2	0.0	0.0	0.0
Secondary products and miscellaneous receipts.....		333912-SM						
Miscellaneous receipts.....		333912-M	2.6	0.0	0.0	0.0	0.0	0.0
Measuring, dispensing, and other pumping equipment mfg.	333914		4.7	0.0	0.0	0.8	0.5	0.0
Primary products.....		333914-P	5.1	0.0	0.0	0.9	0.5	0.0
Pumps and pumping equipment, excluding measuring and dispensing pumps.		333914-1	5.1	0.0	0.0	0.9	0.5	0.0
Pumps and pumping equipment, complete, excluding measuring and dispensing pumps.....		333914-11	5.6	0.0	0.0	1.0	0.6	0.0
Domestic water systems.....		333914-111	2.3	0.0	0.0	0.0	0.0	0.0
Oil-well and oil-field pumps, except boiler feed.....		333914-113	0.7	0.0	0.0	0.0	0.0	0.0
Industrial pumps, excluding hydraulic fluid power pumps, automatic circulating pumps, etc.....		333914-114	5.8	0.0	0.0	1.4	0.3	0.0
Other pumps, except automotive circulating pumps, and measuring and dispensing pumps.....		333914-115	5.9	0.0	0.0	0.0	2.0	0.0
Parts and attachments for pumps and pumping equipment, excluding measuring and dispensing.....		333914-15	2.0	0.0	0.0	0.0	0.0	0.0
Secondary products and miscellaneous receipts.....		333914-SM						
Miscellaneous receipts.....		333914-M	1.5	0.0	0.2	0.0	0.0	0.0
Secondary products.....		333914-S	0.4	0.0	0.0	0.3	0.0	0.1
Material handling equipment manufacturing.....	33392		3.4	0.1	0.1	0.0	0.0	0.2
Elevator and moving stairway mfg.	333921		2.6	-0.1	0.0	0.0	0.0	1.2
Primary products.....		333921-P	2.8	-0.1	0.0	0.0	0.0	1.3
Elevators and moving stairways.....		333921-1	3.5	0.0	0.0	0.0	0.0	1.6
Parts and attachments for elevators and moving stairways (sold separately).....		333921-3	-1.1	-0.4	-0.2	0.0	-0.2	-0.1
Secondary products and miscellaneous receipts.....		333921-SM						

See footnotes at end of table.

Table 12. Producer price index percentage changes for the net output of selected industries and their products, not seasonally adjusted — Continued
 [September 2024]

Title ¹	Industry code	Product code	Unadjusted 12-month percent change ²	Unadjusted 1-month percent change ²				
			Sept. 2023 to Sept. 2024 ^P	Apr. to May	May to June ^P	June to July ^P	July to Aug. ^P	Aug. to Sept. ^P
Conveyor and conveying equipment mfg.	333922		8.1	0.4	0.2	0.1	0.1	0.1
Primary products.....		333922-P	7.8	0.3	0.3	0.1	0.1	0.0
Unit handling conveyors and conveying systems.....		333922-1	8.5	-0.1	0.3	0.1	0.0	-0.1
Unit handling gravity and trolley conveyors and conveying systems.....		333922-12	13.9	0.0	0.5	0.0	0.0	0.0
Unit handling tow, belt, roller, pneumatic, portable, carousel, and other nonbelt conveyors.....		333922-14	0.1	-0.2	0.0	0.2	0.0	-0.2
Parts and accessories for unit handling conveyors and conveying systems, sold separately.....		333922-7	2.4	0.2	0.0	0.0	0.0	0.1
Bulk material handling conveyors and conveying systems.....		333922-8	9.6	0.6	0.0	0.2	0.2	0.0
Parts and accessories for bulk material handling conveyors and conveying systems.....		333922-9	2.9	0.5	0.9	0.0	0.0	0.0
Secondary products and miscellaneous receipts.....		333922-SM						
Miscellaneous receipts.....		333922-M	23.4	7.5	0.0	0.4	4.0	5.6
Secondary products.....		333922-S	13.2	0.0	0.0	0.0	0.0	0.0
Overhead cranes, hoists and monorail systems mfg.	333923		1.1	-0.1	0.0	0.1	0.0	0.0
Primary products.....		333923-P	1.2	-0.1	0.0	0.0	0.0	0.0
Hoists and parts and attachments for hoists (sold separately).....		333923-1	3.1	0.0	0.0	0.1	0.0	0.2
Overhead traveling cranes and monorail systems, including parts and attachments sold separately.....		333923-3	1.9	-0.6	0.0	0.0	0.0	0.0
Winches, aerial work platforms, and automotive wrecker hoists, including parts and attachments.....		333923-7	0.4	0.0	0.0	0.0	0.0	0.0
Secondary products and miscellaneous receipts.....		333923-SM						
Secondary products.....		333923-S	-3.9	0.0	0.0	0.0	0.0	0.0
Industrial truck, trailer, and stacker mfg.	333924		0.6	0.0	0.0	0.0	0.0	0.0
Primary products.....		333924-P	0.6	0.0	0.0	0.0	0.0	0.0
Industrial trucks, tractors, mobile straddle carriers & cranes, & automatic stacking machines.....		333924-2	0.4	0.0	-0.1	0.0	0.0	0.0
Work trucks with lifting & handling equipment, operator riding, electric, self-propelled.....		333924-21	3.6	0.0	0.0	-0.2	0.0	0.0
Work trucks, not fitted with lifting and handling equipment.....		333924-25	-0.7	0.0	-0.1	0.0	0.0	0.0
Bulk powered material moving equipment, dock boards and metal pallets and skids.....		333924-26	0.1	0.0	0.0	0.0	0.0	0.0
Other work trucks with lifting & handling equipment, non-riding electric or any non-electric.....		333924-27	0.3	0.0	-0.1	0.0	0.0	0.0
Parts and attachments for industrial trucks and tractors (sold separately).....		333924-3	1.5	0.0	0.0	0.0	0.0	0.0
Secondary products and miscellaneous receipts.....		333924-SM						
Secondary products.....		333924-S	0.2	0.0	0.0	0.0	0.1	0.2
All other general purpose machinery mfg.	33399		2.6	0.5	0.0	0.0	0.3	0.0
Power-driven handtool mfg.	333991		2.7	3.3	0.0	0.1	0.0	0.0
Primary products.....		333991-P	2.8	3.4	0.0	0.1	0.0	0.0
Power-driven handtools, pneumatic, hydraulic, and powder-actuated.....		333991-6	3.3	3.9	0.0	0.1	0.0	0.0
Power-driven handtools, electric (except battery powered), including parts.....		333991-9	2.3	2.4	0.0	0.0	0.0	0.0
Secondary products and miscellaneous receipts.....		333991-SM						
Welding and soldering equipment mfg.	333992		3.6	0.0	0.3	0.0	0.1	0.0
Primary products.....		333992-P	3.7	0.0	0.3	0.0	0.1	0.0
Other welding equipment, components, and accessories (excluding arc, resistance, and gas).....		333992-A	1.1	0.0	0.0	0.0	0.7	0.2
Arc welding machines, components, and accessories, excluding electrodes and stud welding equip.....		333992-1	4.3	0.0	0.0	0.0	0.0	0.0
Resistance welders, components, accessories, and electrodes.....		333992-7	5.4	0.0	3.2	0.0	0.0	0.0
Gas welding and cutting equipment, parts, attachments, and accessories.....		333992-9	2.4	-0.5	0.0	0.0	0.0	0.1
Secondary products and miscellaneous receipts.....		333992-SM						
Miscellaneous receipts.....		333992-M	-1.7	-2.2	0.0	0.0	0.0	0.9
Packaging machinery mfg.	333993		5.3	0.0	0.0	0.0	1.6	0.2
Primary products.....		333993-P	5.5	0.0	0.0	0.0	1.7	0.2
Packing, packaging, and bottling machinery, excluding parts.....		333993-1	5.0	0.0	0.0	0.0	1.6	0.3
Parts for packing, packaging, and bottling machinery.....		333993-5	7.1	0.0	0.0	0.0	2.0	0.0
Secondary products and miscellaneous receipts.....		333993-SM						
Industrial process furnace and oven mfg.	333994		3.8	1.7	0.0	0.0	0.4	0.1
Primary products.....		333994-P	3.9	2.3	0.0	0.0	0.4	0.1
Industrial process furnaces & ovens, & industrial electrical heating equipment.....		333994-0	3.9	2.3	0.0	0.0	0.4	0.1
Industrial process furnaces & ovens, & industrial electrical heating equipment, except parts.....		333994-0A	3.5	0.6	0.1	0.0	0.4	0.1
Parts and attachments for industrial process furnaces and ovens.....		333994-0B	5.1	7.1	0.0	0.0	0.3	0.0
Secondary products and miscellaneous receipts.....		333994-SM						
Miscellaneous receipts.....		333994-M	4.4	1.3	0.1	0.0	0.6	0.2

See footnotes at end of table.

Table 12. Producer price index percentage changes for the net output of selected industries and their products, not seasonally adjusted — Continued
 [September 2024]

Title ¹	Industry code	Product code	Unadjusted 12-month percent change ²	Unadjusted 1-month percent change ²				
			Sept. 2023 to Sept. 2024 ^P	Apr. to May	May to June ^P	June to July ^P	July to Aug. ^P	Aug. to Sept. ^P
Fluid power cylinder and actuator mfg.	333995		3.4	0.9	0.0	0.0	0.8	0.0
Primary products.....		333995-P	4.0	1.1	0.0	0.0	1.0	0.0
Nonaerospace-type hydraulic & all aerospace fluid power cylinders & actuators, linear & rotary.....		333995-2	2.4	0.2	0.0	0.0	0.2	0.0
Parts for hydraulic & pneumatic fluid power cylinders & actuators, incl accumulators & cushions.....		333995-8	9.6	3.6	0.0	0.0	3.5	0.0
Secondary products and miscellaneous receipts.....		333995-SM						
Secondary products.....		333995-S	—	0.0	0.0	0.0	0.0	—
Fluid power pump and motor mfg.	333996		2.2	0.0	0.2	0.0	0.0	0.0
Primary products.....		333996-P	2.2	0.0	0.2	0.0	0.0	0.0
Fluid power pumps and motors, including parts.....		333996-0	2.2	0.0	0.2	0.0	0.0	0.0
Secondary products and miscellaneous receipts.....		333996-SM						
Secondary products.....		333996-S2	—	—	—	—	—	0.0
All other miscellaneous general purpose machinery mfg.	333998		0.6	0.0	0.0	0.1	-0.1	0.0
Primary products.....		333998-P	0.4	0.0	-0.1	0.1	-0.2	0.0
Scale and balance mfg.....		333998-7	1.2	0.0	0.0	0.1	0.0	0.0
Retail, commercial, household, and mailing scales and balances.....		333998-74	3.6	0.0	0.0	0.3	0.0	0.0
Parts, attachments, and accessories for scales and balances.....		333998-76	1.7	0.1	0.0	0.4	0.0	0.0
Vehicle and industrial scales.....		333998-77	0.9	0.0	0.0	0.0	0.0	0.0
Motor truck and railroad track scales.....		333998-771	0.9	0.0	0.0	0.0	0.0	0.0
Industrial scales (including automatic checkweigher and bulkweigher scales).....		333998-772	1.0	0.0	0.0	0.1	0.0	0.0
Miscellaneous non-vehicle scales (crane, susp, tank, hopper, meas. devices, lab, bulk conveyor).....		333998-773	—	0.0	0.0	0.0	0.0	0.0
All other miscellaneous general purpose machinery mfg.....		333998-9	0.4	0.0	-0.1	0.1	-0.2	0.0
Filters and strainers, except fluid power.....		333998-91	2.2	-0.1	0.2	-0.2	0.0	0.4
Industrial filters and strainers and reusable media, except fluid power.....		333998-911	2.2	-0.1	0.3	-0.3	0.0	0.5
Nonreusable media for filters and strainers, except fluid power.....		333998-912	1.2	0.0	0.0	0.0	0.0	0.0
Parts and accessories for filters and strainers, except fluid power.....		333998-913	4.4	0.0	0.2	-0.1	0.2	0.3
All other miscellaneous general industrial machinery.....		333998-97	1.4	0.0	-0.2	0.2	-0.3	-0.1
Secondary products and miscellaneous receipts.....		333998-SM						
Miscellaneous receipts.....		333998-M	5.5	0.0	0.7	0.0	0.0	0.0
Secondary products.....		333998-S	2.2	0.0	0.0	0.0	0.6	0.0
Computer & electronic product mfg.	334		2.8	0.0	0.0	-0.2	0.1	0.4
Computer & peripheral equipment mfg.	3341		2.3	-0.7	-0.1	-0.9	1.4	1.6
Computer & peripheral equipment mfg.	33411		2.3	-0.7	-0.1	-0.9	1.4	1.6
Electronic computer mfg.	334111		4.7	-1.1	0.2	-2.1	3.4	2.9
Primary products.....		334111-P	—	-1.2	0.2	-2.4	3.8	—
Host computers, multiusers (mainframes, medium-scale systems, UNIX and PC servers).....		334111-5	6.2	-1.4	0.2	-2.9	4.6	3.9
Single user computers, microprocessor based, general purpose.....		334111-7	0.7	-0.2	0.1	0.0	-0.1	0.1
Portable computers, laptops, tablets and other single user computers.....		334111-72	-1.8	-0.4	0.2	-0.2	-0.2	0.0
Personal computers and workstations (excluding portable computers).....		334111-73	1.8	-0.1	0.1	0.1	0.0	0.1
Secondary products and miscellaneous receipts.....		334111-SM						
Computer storage device mfg.	334112		1.1	-1.2	-0.6	0.0	0.0	1.6
Primary products.....		334112-P	1.0	-1.2	-0.6	0.0	0.0	1.5
Computer storage devices (except parts, attachments and accessories).....		334112-1	1.1	-1.2	-0.6	0.0	0.0	1.6
Secondary products and miscellaneous receipts.....		334112-SM						
Computer terminal and other computer peripheral equipment mfg.	334118		0.2	0.1	0.0	0.0	0.0	0.0
Primary products.....		334118-P	0.1	0.0	0.0	0.0	0.0	0.0
Computer terminals (including POS and funds-transfer devices) and other computer peripherals.....		334118-D	0.2	0.0	0.0	0.0	0.0	0.0
Secondary products and miscellaneous receipts.....		334118-SM						
Miscellaneous receipts.....		334118-M	—	—	0.0	0.0	0.0	0.0
Secondary products.....		334118-S	3.9	3.1	0.0	0.0	0.0	0.0
Communications equipment mfg.	3342		4.9	0.7	0.3	0.2	0.0	1.9
Telephone apparatus mfg.	33421		0.1	0.1	-0.3	0.0	0.0	0.2
Telephone apparatus mfg.	334210		0.1	0.1	-0.3	0.0	0.0	0.2
Primary products.....		334210-P	-0.1	0.1	-0.3	0.0	0.0	0.0
Telephone and wireline data networking equipment.....		334210-0	-0.1	0.1	-0.3	0.0	0.0	0.0
Secondary products and miscellaneous receipts.....		334210-SM						
Radio/TV broadcast & wireless comm equip mfg.	33422		6.0	0.9	0.2	0.0	-0.1	2.6

See footnotes at end of table.

Table 12. Producer price index percentage changes for the net output of selected industries and their products, not seasonally adjusted — Continued
 [September 2024]

Title ¹	Industry code	Product code	Unadjusted 12-month percent change ²	Unadjusted 1-month percent change ²				
			Sept. 2023 to Sept. 2024 ^P	Apr. to May	May to June ^P	June to July ^P	July to Aug. ^P	Aug. to Sept. ^P
Broadcast and wireless communications equipment mfg.	334220		6.0	0.9	0.2	0.0	-0.1	2.6
Primary products.....		334220-P	6.1	0.9	0.2	0.0	-0.1	2.7
Broadcast, studio, and related electronic equipment.....		334220-2	—	0.0	—	—	—	—
Radio station equipment.....		334220-5	18.8	11.7	2.4	0.0	0.0	0.0
Other broadcast and wireless communications systems and equipment.....		334220-9	5.7	0.0	0.0	0.0	0.0	3.5
Secondary products and miscellaneous receipts.....		334220-SM						
Other communications equipment mfg.	33429		5.0	0.3	1.3	1.2	0.2	0.0
Other communications equipment mfg.	334290		5.0	0.3	1.3	1.2	0.2	0.0
Primary products.....		334290-P	5.4	0.4	1.5	1.3	0.1	0.0
Alarm systems, including electric sirens and horns.....		334290-1	4.1	0.0	0.0	1.8	0.0	0.0
Intercommunications systems, incl inductive paging systems, excl telephone & telegraph.....		334290-3	8.6	-0.1	4.6	0.0	4.3	0.0
Secondary products and miscellaneous receipts.....		334290-SM						
Secondary products.....		334290-S	—	5.3	1.7	—	—	—
Audio & video equipment mfg.	3343		2.2	-0.4	0.0	0.0	0.0	0.0
Audio and video equipment mfg.	33431		2.2	-0.4	0.0	0.0	0.0	0.0
Audio and video equipment mfg.	334310		2.2	-0.4	0.0	0.0	0.0	0.0
Primary products.....		334310-P	1.9	-0.5	0.0	0.0	0.0	0.0
Speakers and commercial sound equipment.....		334310-4	3.5	-0.9	0.0	0.0	0.0	0.0
Other consumer audio and video equipment.....		334310-5	0.0	0.0	0.0	0.0	0.0	0.0
Secondary products and miscellaneous receipts.....		334310-SM						
Miscellaneous receipts.....		334310-M	13.8	1.8	0.0	0.0	0.0	0.0
Semiconductor and other electronic component mfg.	3344		0.2	-0.1	-0.2	-1.1	0.0	0.1
Semiconductor and other electronic component mfg.	33441		0.2	-0.1	-0.2	-1.1	0.0	0.1
Bare printed circuit board mfg.	334412		7.8	0.0	0.0	0.0	3.3	0.0
Primary products.....		334412-P	6.4	0.0	0.0	0.0	3.3	0.0
Bare printed circuit boards.....		334412-0	6.4	0.0	0.0	0.0	3.3	0.0
Secondary products and miscellaneous receipts.....		334412-SM2						
Semiconductor and related device mfg.	334413		-4.2	-0.2	-0.7	-2.9	-0.5	0.0
Primary products.....		334413-P	-4.2	-0.2	-0.7	-2.8	-0.6	0.1
Other semiconductor devices, incl. transistors, diodes, and semiconductor parts such as wafers.....		334413-A	0.4	0.1	0.0	0.0	-1.3	0.1
Integrated circuit packages.....		334413-1	—	-0.4	—	—	—	—
Secondary products and miscellaneous receipts.....		334413-SM						
Electronic connector mfg.	334417		3.3	0.5	0.5	-0.4	0.1	0.0
Primary products.....		334417-P	2.6	-0.3	0.5	-0.4	0.1	0.0
Electronic connectors, including parts.....		334417-0	2.6	-0.3	0.5	-0.4	0.1	0.0
Secondary products and miscellaneous receipts.....		334417-SM						
Secondary products.....		334417-S1	10.2	9.2	0.0	0.0	0.0	0.0
Printed circuit assembly mfg.	334418		2.6	-0.4	-0.4	2.2	0.4	0.1
Primary products.....		334418-P	2.8	-0.4	-0.4	2.4	0.5	0.2
Printed circuit assemblies, loaded boards, modules, and consumer external modems.....		334418-9	2.8	-0.4	-0.4	2.4	0.5	0.2
Secondary products and miscellaneous receipts.....		334418-SM						
Other electronic component mfg.	334419		4.8	0.1	0.6	0.0	0.0	0.2
Primary products.....		334419-P	3.2	0.0	1.1	0.0	0.0	0.2
Other electronic components.....		334419-0	3.2	0.0	1.1	0.0	0.0	0.2
Secondary products and miscellaneous receipts.....		334419-SM						
Secondary products.....		334419-S	2.2	2.3	0.1	0.0	-0.6	0.0
Capacitor, resistor, coil, transformer, and other inductor mfg.	33441K		5.6	0.0	0.0	0.4	0.0	0.0
Primary products.....		33441K-P	5.6	0.0	0.0	0.4	0.0	0.0
Capacitors for electronic circuitry.....		33441K-4	2.3	0.0	0.0	0.0	0.0	0.0
Electronic coils, transformers, and other inductors.....		33441K-6	5.9	0.0	0.1	0.8	0.0	0.0
Secondary products and miscellaneous receipts.....		33441K-SM						
Nav/measuring/medical/control instruments mfg.	3345		3.8	0.1	0.2	0.3	0.1	0.1
Nav/measuring/medical/control instruments mfg.	33451		3.8	0.1	0.2	0.3	0.1	0.1
Electromedical apparatus mfg.	334510		1.7	0.0	0.0	1.0	0.0	0.0
Primary products.....		334510-P	1.0	0.0	0.0	0.4	0.0	0.0
Electromedical equipment, excluding ionizing radiation equipment.....		334510-2	1.1	0.0	0.0	0.4	0.0	0.0
Secondary products and miscellaneous receipts.....		334510-SM						
Miscellaneous receipts.....		334510-M	4.1	0.0	0.0	0.0	0.0	0.0

See footnotes at end of table.

Table 12. Producer price index percentage changes for the net output of selected industries and their products, not seasonally adjusted — Continued
 [September 2024]

Title ¹	Industry code	Product code	Unadjusted 12-month percent change ²	Unadjusted 1-month percent change ²				
				Sept. 2023 to Sept. 2024 ^P	Apr. to May	May to June ^P	June to July ^P	July to Aug. ^P
Search, detection, and navigation instruments.....	334511		5.4	0.0	0.0	0.0	0.0	0.1
Primary products.....		334511-P	5.3	0.0	0.0	0.0	0.0	0.1
Aeronautical, nautical & navigational instruments, not sending or receiving radio signals.....		334511-1	2.9	0.0	0.0	0.0	0.0	0.7
Search, detection, navigation, and guidance systems and equipment.....		334511-3	6.0	0.0	0.0	0.0	0.0	0.0
Secondary products and miscellaneous receipts.....		334511-SM						
Automatic environmental control mfg.....	334512		1.6	0.3	0.6	1.2	0.0	0.0
Primary products.....		334512-P	1.6	0.3	0.7	1.3	0.0	0.0
Automatic environmental controls for monitoring residential, commercial, and appliance use.....		334512-0	1.6	0.3	0.7	1.3	0.0	0.0
Secondary products and miscellaneous receipts.....		334512-SM						
Miscellaneous receipts.....		334512-M	0.0	0.0	0.0	0.0	0.0	0.0
Industrial process variable instruments.....	334513		6.2	0.0	1.9	0.0	0.0	0.0
Primary products.....		334513-P	5.1	0.0	0.8	0.0	0.0	0.0
Process control instruments.....		334513-0	5.1	0.0	0.8	0.0	0.0	0.0
Secondary products and miscellaneous receipts.....		334513-SM						
Miscellaneous receipts.....		334513-M	—	0.0	—	—	—	—
Totalizing fluid meters and counting devices mfg.....	334514		2.6	0.7	0.2	0.1	0.0	0.0
Primary products.....		334514-P	2.7	0.8	0.1	0.2	0.0	0.0
Integrating and totalizing fluid meters, counting devices, and motor vehicle instruments.....		334514-0	2.7	0.8	0.1	0.2	0.0	0.0
Secondary products and miscellaneous receipts.....		334514-SM						
Secondary products.....		334514-S	5.1	0.8	0.5	0.0	0.0	3.0
Electricity and signal testing instruments mfg.....	334515		4.4	0.6	0.1	1.0	0.1	0.1
Primary products.....		334515-P	3.3	0.7	0.1	0.5	0.1	0.1
Test equipment for testing electrical, radio, and communication circuits, and motors.....		334515-4	3.3	0.7	0.1	0.5	0.1	0.1
Secondary products and miscellaneous receipts.....		334515-SM						
Analytical laboratory instrument mfg.....	334516		2.6	0.1	-0.1	0.0	-0.2	0.2
Primary products.....		334516-P	2.6	0.1	-0.1	0.0	-0.2	0.2
Analytical and scientific instruments, excluding optical.....		334516-0	2.6	0.1	-0.1	0.0	-0.2	0.2
Secondary products and miscellaneous receipts.....		334516-SM						
Irradiation apparatus mfg.....	334517		0.8	0.0	0.0	0.0	0.1	0.0
Primary products.....		334517-P	0.8	0.0	0.0	0.0	0.0	0.0
Irradiation (ionizing radiation) equipment.....		334517-0	0.8	0.0	0.0	0.0	0.0	0.0
Secondary products and miscellaneous receipts.....		334517-SM						
Other measuring and controlling device mfg.....	334519		3.3	-0.1	0.0	0.0	0.8	0.0
Primary products.....		334519-P	3.2	-0.1	0.0	0.1	0.7	0.0
Physical properties testing & inspection equipment and kinematic testing & measuring equipment.....		334519-4	2.4	0.0	0.0	0.0	1.2	0.0
Nuclear radiation detection and monitoring instruments.....		334519-5	3.0	0.0	0.0	0.5	0.0	0.0
Commercial, geophysical, meteorological, and general-purpose instruments and equipment.....		334519-7	3.3	0.0	0.0	0.0	0.7	0.0
Secondary products and miscellaneous receipts.....		334519-SM						
Miscellaneous receipts.....		334519-M	3.6	0.0	0.0	0.0	3.3	0.0
Manufacturing and reproducing magnetic and optical media.....	3346		0.4	0.4	0.0	0.0	0.0	0.0
Manufacturing and reproducing magnetic and optical media.....	33461		0.4	0.4	0.0	0.0	0.0	0.0
Manufacturing and reproducing magnetic and optical media.....	334610		0.4	0.4	0.0	0.0	0.0	0.0
Primary products.....		334610-P	0.4	0.4	0.0	0.0	0.0	0.0
Electrical equipment and appliance mfg.....	335		2.0	0.3	0.4	0.2	0.0	-0.4
Electric lighting equipment mfg.....	3351		2.0	0.5	0.1	0.0	0.1	0.0
Electric lighting equipment mfg.....	33513		2.0	0.5	0.1	0.0	0.1	0.0
Residential electric lighting fixture mfg.....	335131		0.4	0.6	0.0	0.0	0.0	0.0
Primary products.....		335131-P	-0.1	0.2	0.0	0.0	0.0	0.0
Residential-type electric lighting fixtures (except portable), including parts and accessories.....		335131-1	-0.2	0.3	0.0	0.0	0.0	0.0
Secondary products and miscellaneous receipts.....		335131-SM						
Nonresidential electric lighting fixture mfg.....	335132		3.6	0.9	0.2	0.0	0.3	0.0
Primary products.....		335132-P	3.1	1.0	0.2	0.0	0.1	0.0
Commercial and institutional-type electric lighting fixtures, including parts and accessories.....		335132-1	3.7	1.2	0.3	0.0	0.2	0.0
Industrial-type electric lighting fixtures, including parts and accessories.....		335132-5	—	0.0	0.0	0.0	—	—

See footnotes at end of table.

Table 12. Producer price index percentage changes for the net output of selected industries and their products, not seasonally adjusted — Continued
 [September 2024]

Title ¹	Industry code	Product code	Unadjusted 12-month percent change ²	Unadjusted 1-month percent change ²				
				Sept. 2023 to Sept. 2024 ^P	Apr. to May	May to June ^P	June to July ^P	July to Aug. ^P
Nonresidential electric lighting fixture mfg - Continued								
Secondary products and miscellaneous receipts.....		335132-SM						
Other lighting equipment, including lamps and bulbs mfg.....	335139		0.4	0.0	0.0	0.0	0.0	0.0
Primary products.....		335139-P	0.4	0.0	0.0	0.0	0.0	0.0
Electric lamp bulb, tubes, and components.....		335139-1	0.0	0.0	0.0	0.0	0.0	0.0
Outdoor lighting equipment (including parts and accessories).....		335139-2	0.0	0.0	0.0	0.0	0.0	0.0
Secondary products and miscellaneous receipts.....		335139-SM						
Household appliance mfg.....	3352		-0.1	0.1	-0.5	0.1	1.0	-1.6
Small electrical appliance mfg.....	33521		0.2	0.1	-0.1	0.0	0.0	0.1
Small electrical appliance mfg.....	335210		0.2	0.1	-0.1	0.0	0.0	0.1
Primary products.....		335210-P	0.1	0.1	-0.2	0.0	0.0	0.1
Parts and attachments for small electric household appliances, including fan parts.....		335210-5	1.6	0.0	0.0	0.0	0.0	0.0
Household vacuum cleaners and other floor care machines (including parts and attachments).....		335210-6	1.9	0.2	-0.8	-0.2	0.0	0.0
Other small electric household appliances, including fans.....		335210-7	-0.4	0.0	0.0	0.0	0.0	0.2
Secondary products and miscellaneous receipts.....		335210-SM						
Secondary products.....		335210-S	8.7	0.1	1.4	0.0	0.0	0.0
Major household appliance mfg.....	33522		-0.1	0.2	-0.5	0.1	1.2	-1.9
Major household appliance mfg.....	335220		-0.1	0.2	-0.5	0.1	1.2	-1.9
Primary products.....		335220-P	-0.4	0.2	-0.6	0.1	1.3	-2.0
Household cooking appliances.....		335220-1	-3.2	0.4	-1.6	0.2	1.7	-3.9
Electric household ranges, ovens (including microwave), surface cooking units, and equipment.....		335220-11	-3.3	0.9	-3.5	1.1	0.2	-2.7
Gas household ranges, ovens, surface cooking units, and equipment (incl. parts and accessories).....		335220-13	-2.3	1.0	-1.5	0.2	0.7	-3.2
Other household ranges and cooking equipment, including outdoor equipment.....		335220-15	-4.4	-1.6	2.1	-1.8	6.4	-7.5
Household refrigerators and home freezers.....		335220-2	0.5	-0.2	0.1	0.1	0.5	-0.1
Household refrigerators, including combination refrigerator-freezers.....		335220-21	0.5	-0.2	0.1	0.0	0.7	-0.1
Other major household appliances.....		335220-8	2.3	0.3	0.2	0.0	1.8	-1.7
Household water heaters, electric, for permanent installation.....		335220-81	4.0	0.0	0.0	0.0	0.0	0.0
Household water heaters, excluding electric.....		335220-83	3.3	0.0	0.0	0.0	0.0	0.0
Secondary products and miscellaneous receipts.....		335220-SM						
Miscellaneous receipts.....		335220-M	0.0	0.0	0.0	0.0	0.0	0.0
Electrical equipment mfg.....	3353		5.1	0.3	1.2	0.4	-0.2	0.1
Electrical equipment mfg.....	33531		5.1	0.3	1.2	0.4	-0.2	0.1
Electric power and specialty transformer mfg.....	335311		2.6	0.0	0.6	0.1	0.0	0.0
Primary products.....		335311-P	2.6	0.0	0.6	0.1	0.0	0.0
Secondary products and miscellaneous receipts.....		335311-SM						
Motor and generator mfg.....	335312		1.7	0.0	0.1	0.6	0.0	-0.4
Primary products.....		335312-P	1.5	0.0	0.0	0.5	0.0	-0.4
Parts, supplies for motors, generators, generator sets, and other rotating equipment.....		335312-C	3.8	0.0	0.0	0.0	0.0	0.0
Other motors and generators n.e.c.....		335312-F	0.2	0.0	0.0	1.1	0.0	-0.9
Fractional horsepower motors (rated at less than 746 watts) (except hermetics) ..		335312-1	0.9	0.0	0.0	0.0	0.0	0.0
Integral horsepower motors & generators other than for land transport equipment (exc hermetics).....		335312-3	2.5	0.0	0.0	0.0	0.0	0.0
Secondary products and miscellaneous receipts.....		335312-SM						
Miscellaneous receipts.....		335312-M	0.4	0.0	0.0	-0.1	0.0	0.1
Secondary products.....		335312-S	7.5	0.4	1.0	0.3	-0.3	0.3
Switchgear and switchboard apparatus mfg.....	335313		8.4	0.9	1.9	0.6	-0.4	0.5
Primary products.....		335313-P	8.5	1.0	2.0	0.6	-0.5	0.5
Switchgear, excluding ducts and relays.....		335313-A	11.3	1.3	3.2	0.9	-0.9	0.8
Low voltage panelboards and distribution boards, 1000 volts or less.....		335313-3	4.3	1.1	0.5	0.5	0.0	0.1
Secondary products and miscellaneous receipts.....		335313-SM						
Relay and industrial control mfg.....	335314		5.8	0.0	1.6	0.3	0.0	0.0
Primary products.....		335314-P	5.0	0.0	1.7	0.1	0.0	0.0
Specific-purpose industrial controls.....		335314-C	3.0	0.0	2.3	0.3	0.0	0.0
General-purpose industrial controls.....		335314-F	6.9	0.0	2.1	0.0	0.0	0.0
Parts for industrial controls and motor-control accessories.....		335314-7	4.8	0.0	0.6	0.8	0.0	0.0
Secondary products and miscellaneous receipts.....		335314-SM						
Miscellaneous receipts.....		335314-M	17.8	0.0	0.0	2.8	0.0	0.0

See footnotes at end of table.

Table 12. Producer price index percentage changes for the net output of selected industries and their products, not seasonally adjusted — Continued
 [September 2024]

Title ¹	Industry code	Product code	Unadjusted 12-month percent change ²	Unadjusted 1-month percent change ²				
			Sept. 2023 to Sept. 2024 ^P	Apr. to May	May to June ^P	June to July ^P	July to Aug. ^P	Aug. to Sept. ^P
Other electrical equipment & component mfg.	3359		0.6	0.4	0.3	0.1	-0.3	-0.3
Storage battery mfg.	33591		-1.0	-0.1	0.1	0.1	0.3	-0.8
Battery mfg.	335910		-1.0	-0.1	0.1	0.1	0.3	-0.8
Primary products.		335910-P	-1.1	-0.1	0.1	0.1	0.3	-0.8
Storage batteries.		335910-1	0.1	0.0	0.0	0.1	0.3	0.1
Storage batteries, lead acid type, BCI dimensional size group 8D or smaller. . . .		335910-11	0.5	0.0	0.0	0.2	0.5	0.1
Storage batteries, lead acid type, larger than BCI dimensional size group 8D. . .		335910-12	-1.6	0.0	0.0	0.0	0.0	0.5
Secondary products and miscellaneous receipts.		335910-SM						
Secondary products.		335910-S	1.5	0.0	0.0	0.0	0.0	0.0
Communication & energy wire & cable mfg.	33592		3.1	1.3	1.0	0.3	-0.6	-0.3
Fiber optic cable mfg.	335921		-7.8	0.0	0.1	0.3	0.0	0.0
Primary products.		335921-P	-7.8	0.0	0.1	0.3	0.0	0.0
Fiber optic cable, made from purchased fiber optic strand.		335921-0	-7.8	0.0	0.1	0.3	0.0	0.0
Secondary products and miscellaneous receipts.		335921-SM						
Other communication and energy wire mfg.	335929		5.6	1.5	1.2	0.3	-0.8	-0.4
Primary products.		335929-P	6.0	1.5	1.2	0.3	-0.8	-0.3
Electronic wire and cable, made of nonferrous metals (purchased wire).		335929-A	6.8	1.8	1.4	0.0	-2.5	0.0
Other insulated wire & cable, incl control & signal, made of nonferrous metals (purchased wire).		335929-F	7.9	0.7	1.9	1.5	-0.4	0.7
Power wire and cable, made from nonferrous metals (purchased wire).		335929-1	3.7	1.9	1.0	0.0	0.5	-1.0
Secondary products and miscellaneous receipts.		335929-SM						
Wiring device mfg.	33593		-1.3	0.3	-0.1	-0.1	-0.8	-0.3
Current-carrying wiring device mfg.	335931		0.7	0.4	0.1	0.0	-0.4	0.3
Primary products.		335931-P	0.6	0.4	0.1	0.0	-0.4	0.3
Current-carrying wiring devices n.e.c.		335931-A	-1.5	0.2	-0.4	0.3	-0.6	0.0
Current-carrying switches for electrical circuitry (including vehicular switches). . . .		335931-1	1.9	-1.3	0.4	0.4	0.1	1.1
Current-carrying wire connectors for electrical circuitry.		335931-9	5.3	3.1	1.3	-1.5	-0.5	0.0
Secondary products and miscellaneous receipts.		335931-SM						
Secondary products.		335931-S	0.5	0.0	0.1	0.0	0.0	0.0
Noncurrent-carrying wiring device mfg.	335932		-3.5	0.2	-0.2	-0.1	-1.2	-1.1
Primary products.		335932-P	-4.4	0.2	-0.3	-0.1	-1.3	-1.2
Noncurrent-carrying electrical conduit and conduit fittings, incl. plastic conduit & fittings.		335932-4	-13.1	0.5	-0.3	-1.3	-3.1	-2.8
Other noncurrent-carrying wiring devices and supplies (boxes, covers, bar hangers, etc.).		335932-6	8.1	0.0	-0.5	1.7	0.1	0.0
Secondary products and miscellaneous receipts.		335932-SM						
All other electrical equipment & component mfg.	33599		1.5	0.1	0.2	0.0	0.2	0.1
Carbon and graphite product mfg.	335991		6.2	0.0	-0.2	0.0	0.7	0.4
Primary products.		335991-P	6.3	0.0	-0.2	0.0	0.7	0.4
Carbon and graphite products, including electrodes for electric arc furnaces.		335991-0	6.3	0.0	-0.2	0.0	0.7	0.4
Secondary products and miscellaneous receipts.		335991-SM						
Miscellaneous receipts.		335991-M	-	0.0	0.0	-	-	-
Miscellaneous electrical equipment mfg.	335999		0.0	0.1	0.3	0.0	0.0	0.0
Primary products.		335999-P	-0.5	0.1	0.3	0.0	0.0	0.0
Rectifying apparatus.		335999-3	5.0	1.0	0.0	0.0	0.0	0.0
All miscellaneous electrical equipment except rectifying apparatus.		335999-4	-1.2	0.0	0.3	0.0	0.0	0.0
Secondary products and miscellaneous receipts.		335999-SM						
Transportation equipment manufacturing.	336		1.5	0.0	0.0	0.2	0.1	0.1
Motor vehicle manufacturing.	3361		0.9	-0.2	-0.1	0.1	0.0	0.1
Automobile and light truck manufacturing.	33611		0.8	-0.2	-0.1	0.1	0.0	0.0
Automobile, light truck and utility vehicle mfg.	336110		0.8	-0.2	-0.1	0.1	0.0	0.0
Primary products.		336110-P	0.8	-0.2	-0.1	0.1	0.0	0.0
Passenger cars and chassis.		336110-1	-1.1	0.0	0.0	-0.1	0.0	0.0
Trucks, truck tractors, & bus chassis 14,000 lb or less, incl. minivans & suvs.		336110-2	1.2	-0.3	-0.1	0.1	0.0	0.0
Secondary products and miscellaneous receipts.		336110-SM						
Heavy duty truck manufacturing.	33612		1.8	-0.2	0.0	0.0	0.0	1.3
Heavy duty truck mfg.	336120		1.8	-0.2	0.0	0.0	0.0	1.3
Primary products.		336120-P	1.8	-0.2	0.0	0.0	0.0	1.3
Trucks, truck tractors, and bus chassis (chassis of own manufacture) 14,001 to 33,000 lbs.		336120-1	1.7	0.1	0.0	0.0	0.0	1.1

See footnotes at end of table.

Table 12. Producer price index percentage changes for the net output of selected industries and their products, not seasonally adjusted — Continued
 [September 2024]

Title ¹	Industry code	Product code	Unadjusted 12-month percent change ²	Unadjusted 1-month percent change ²					
				Sept. 2023 to Sept. 2024 ^P	Apr. to May	May to June ^P	June to July ^P	July to Aug. ^P	Aug. to Sept. ^P
Heavy duty truck mfg - Continued									
Secondary products and miscellaneous receipts.....		336120-SM							
Motor vehicle body and trailer manufacturing.....	3362		0.6	-0.1	0.0	0.4	0.0	0.0	
Motor vehicle body and trailer manufacturing.....	33621		0.6	-0.1	0.0	0.4	0.0	0.0	
Motor vehicle body mfg.....	336211		3.7	-0.3	0.0	1.0	0.0	0.1	
Primary products.....		336211-P	3.8	-0.3	0.0	1.1	0.0	0.1	
Other truck and vehicle bodies, sold separately.....		336211-5	4.2	-0.6	0.0	2.0	0.0	0.0	
Dump truck bodies, for sale separately.....		336211-5A	6.9	0.0	0.1	0.0	0.0	0.0	
All other truck and vehicle bodies, sold separately.....		336211-5B	3.6	-0.9	0.0	2.3	0.0	0.0	
Buses and firefighting vehicles, complete, produced on purchased chassis.....		336211-7	1.2	0.2	0.2	0.0	0.2	0.2	
Other trucks and vehicles, complete, produced on purchased chassis.....		336211-9	1.9	0.0	0.0	0.5	0.0	0.1	
Other trucks and vehicles, complete, produced on purchased chassis, except upfitting trucks.....		336211-91	4.7	0.1	0.1	1.2	0.1	0.3	
Secondary products and miscellaneous receipts.....		336211-SM							
Secondary products.....		336211-S	2.7	0.1	0.1	0.0	0.1	0.1	
Truck trailer mfg.....	336212		-0.4	0.0	-0.1	0.4	-0.2	0.0	
Primary products.....		336212-P	-0.4	0.0	-0.1	0.4	-0.2	0.0	
Truck trailers and chassis, axle rating 10,000 lbs or more.....		336212-1	-0.5	-0.1	-0.1	0.4	-0.2	0.1	
Truck trailers and chassis, axle rating less than 10,000 lbs.....		336212-3	0.8	0.0	0.0	0.0	0.0	0.0	
Secondary products and miscellaneous receipts.....		336212-SM							
Secondary products.....		336212-S1	5.8	0.0	0.6	0.0	0.0	0.0	
Motor home mfg.....	336213		0.4	0.0	0.0	0.0	0.0	0.0	
Primary products.....		336213-P	0.4	0.0	0.0	0.0	0.0	0.0	
Motor homes built on purchased chassis.....		336213-0	0.3	0.0	0.0	0.0	0.0	0.0	
Secondary products and miscellaneous receipts.....		336213-SM1							
Travel trailer and camper mfg.....	336214		-1.0	-0.1	0.1	-0.2	0.0	0.0	
Primary products.....		336214-P	-0.9	-0.1	0.1	-0.2	0.0	0.0	
Travel trailers.....		336214-1	-0.5	-0.2	0.1	-0.2	0.0	-0.1	
Conventional travel trailers.....		336214-19	-0.9	-0.1	0.1	-0.5	0.0	-0.1	
Automobile and light truck trailers.....		336214-3	-2.9	0.0	0.1	0.0	0.0	0.0	
Camping trailers, campers, pick-up covers, and parts.....		336214-5	0.0	0.0	0.0	0.0	0.0	0.0	
Other parts and components, excluding appliances and furnishings.....		336214-53	0.0	0.0	0.0	0.0	0.0	0.0	
Truck campers, caps, box covers, and fold-down camping trailers.....		336214-56	0.0	0.0	0.0	0.0	0.0	0.0	
Secondary products and miscellaneous receipts.....		336214-SM							
Secondary products.....		336214-S	0.0	0.0	0.1	0.0	0.0	0.0	
Motor vehicle parts manufacturing.....	3363		1.0	-0.1	0.1	0.1	0.1	0.0	
Motor vehicle gasoline engine and parts mfg.....	33631		-0.3	0.0	0.0	-0.1	0.2	0.0	
Motor vehicle gasoline engine and engine parts mfg.....	336310		-0.3	0.0	0.0	-0.1	0.2	0.0	
Primary products.....		336310-P	-0.4	0.0	0.0	-0.1	0.1	0.0	
Gasoline engines and engine parts (excluding carburetors).....		336310-2	-0.8	0.0	-0.2	-0.1	0.1	0.0	
Carburetors, pistons, piston rings, and valves.....		336310-3	4.8	0.0	1.8	0.0	0.0	0.0	
Secondary products and miscellaneous receipts.....		336310-SM							
Miscellaneous receipts.....		336310-M1	-	0.0	0.0	0.0	0.0	-	
Secondary products.....		336310-S	1.7	0.2	0.1	-0.1	1.8	0.0	
Motor vehicle electric equipment.....	33632		1.4	0.0	0.1	0.0	0.2	0.0	
Motor vehicle electrical and electronic equipment mfg.....	336320		1.4	0.0	0.1	0.0	0.2	0.0	
Primary products.....		336320-P	1.5	0.0	0.0	0.0	0.2	0.0	
Vehicular lighting equipment.....		336320-1	2.9	0.0	0.1	-0.2	0.9	0.0	
Other motor vehicle electrical and electronic equipment.....		336320-2	1.1	0.0	0.0	0.0	0.0	0.0	
Battery charging alternators, generators, and regulators.....		336320-23	1.9	0.0	0.3	0.5	-0.1	0.0	
Parts for engine electrical and electronic equipment.....		336320-2A	6.2	0.0	0.0	0.0	0.0	0.0	
All other miscellaneous non-engine electrical and electronic equipment.....		336320-2D	0.1	0.0	0.0	0.0	0.0	0.0	
All other miscellaneous complete engine electrical equipment, including spark plugs.....		336320-2U	3.1	0.0	0.0	0.0	0.0	0.0	
Secondary products and miscellaneous receipts.....		336320-SM							
Miscellaneous receipts.....		336320-M	4.3	0.2	0.5	1.9	1.3	-0.2	
Secondary products.....		336320-S	-	0.0	0.0	-	-	-	
Motor vehicle steering and suspension parts.....	33633		0.5	-0.6	0.0	0.8	0.0	0.0	
Motor vehicle steering and suspension components (except spring) manufacturing.....	336330		0.5	-0.6	0.0	0.8	0.0	0.0	
Primary products.....		336330-P	0.6	-0.6	0.0	0.9	0.0	0.0	

See footnotes at end of table.

Table 12. Producer price index percentage changes for the net output of selected industries and their products, not seasonally adjusted — Continued
 [September 2024]

Title ¹	Industry code	Product code	Unadjusted 12-month percent change ²	Unadjusted 1-month percent change ²					
				Sept. 2023 to Sept. 2024 ^P	Apr. to May	May to June ^P	June to July ^P	July to Aug. ^P	Aug. to Sept. ^P
Motor vehicle steering and suspension components (except spring) manufacturing - Continued									
Motor vehicle steering and suspension components (excluding spring), new and rebuilt.....		336330-0	0.6	-0.6	0.0	0.9	0.0	0.0	
Secondary and miscellaneous receipts.....		336330-SM							
Motor vehicle brake system manufacturing.....	33634		0.4	0.3	0.1	-0.7	-0.2	0.0	
Motor vehicle brake system mfg.....	336340		0.4	0.3	0.1	-0.7	-0.2	0.0	
Primary products.....		336340-P	0.4	0.3	0.1	-0.7	-0.2	0.0	
Motor vehicle brake parts and assemblies, new.....		336340-1	0.6	0.5	0.1	-0.8	-0.2	0.0	
Motor vehicle drum brake assemblies and parts, new.....		336340-1E	-	0.6	0.1	-	-	-	
Motor vehicle disc brake assemblies and parts, new.....		336340-1F	-	0.0	-	-	-	-	
Other motor vehicle brake parts and assemblies, new.....		336340-1G	1.7	0.8	0.1	-0.3	-0.5	0.0	
Secondary products and miscellaneous receipts.....		336340-SM							
Motor vehicle power train components mfg.....	33635		1.3	0.0	0.3	-0.2	-0.1	-0.1	
Motor vehicle transmission and power train parts manufacturing.....	336350		1.3	0.0	0.3	-0.2	-0.1	-0.1	
Primary products.....		336350-P	1.3	0.0	0.3	-0.2	-0.1	-0.1	
Motor vehicle drive train components, excluding wheels and brakes, new.....		336350-2	1.1	0.0	0.3	-0.3	-0.1	-0.1	
Motor vehicle transmissions (except auxiliary and parts), new.....		336350-20	2.0	0.0	0.6	-0.5	0.0	0.0	
Parts for manual and automatic transmissions, new.....		336350-23	-0.6	0.0	0.0	0.0	0.0	0.0	
Other motor vehicle drive train components, except wheels and brakes, new.....		336350-25	1.0	-0.2	0.0	-0.1	-0.2	-0.2	
Motor vehicle drive train components, rebuilt.....		336350-3	4.9	0.0	0.0	1.0	0.0	0.0	
Secondary products and miscellaneous receipts.....		336350-SM							
Secondary products.....		336350-S	0.9	-0.5	1.4	-1.5	0.0	0.0	
Motor vehicle seating and interior trim mfg.....	33636		0.5	-0.6	0.0	0.1	-0.2	0.1	
Motor vehicle seating and interior trim mfg.....	336360		0.5	-0.6	0.0	0.1	-0.2	0.1	
Primary products.....		336360-P	0.5	-0.6	0.1	0.2	-0.1	0.1	
Automobile trimmings.....		336360-1	0.6	-1.3	0.0	0.4	0.0	0.0	
Seats for public conveyance and aircraft.....		336360-3	1.1	0.1	0.2	0.0	-0.4	0.2	
Secondary products and miscellaneous receipts.....		336360-SM							
Secondary products.....		336360-S	-	-1.2	-1.6	-1.0	0.3	-	
Motor vehicle metal stamping.....	33637		1.8	-0.4	0.0	0.2	0.1	0.0	
Motor vehicle metal stamping.....	336370		1.8	-0.4	0.0	0.2	0.1	0.0	
Primary products.....		336370-P	1.9	-0.5	0.0	0.2	0.1	0.0	
Automotive job stampings (truck, bus, and passenger car).....		336370-0	1.9	-0.5	0.0	0.2	0.1	0.0	
Secondary products and miscellaneous receipts.....		336370-SM							
Secondary products.....		336370-S	0.8	0.0	0.0	0.3	0.0	0.0	
Other motor vehicle parts manufacturing.....	33639		1.6	0.2	0.2	0.5	0.2	0.0	
Other motor vehicle parts mfg.....	336390		1.6	0.2	0.2	0.5	0.2	0.0	
Primary products.....		336390-P	1.7	0.2	0.1	0.5	0.2	0.0	
Filters, new, internal combustion engines and motor vehicles.....		336390-A	-	0.3	-	-	-	-	
All other motor vehicle parts and accessories, including trailer hitches.....		336390-8	1.4	0.1	0.0	0.8	0.0	0.0	
Secondary products and miscellaneous receipts.....		336390-SM							
Aerospace product and parts manufacturing.....	3364		2.6	0.1	0.1	0.2	0.2	0.0	
Aerospace product and parts manufacturing.....	33641		2.6	0.1	0.1	0.2	0.2	0.0	
Aircraft mfg.....	336411		2.2	0.2	0.1	0.2	0.2	0.0	
Primary products.....		336411-P	2.2	0.2	0.1	0.2	0.2	0.0	
Civilian aircraft.....		336411-3	2.7	0.3	0.1	0.2	0.3	0.0	
Military aircraft.....		336411-4	-	0.0	-	-	-	-	
Secondary products and miscellaneous receipts.....		336411-SM							
Secondary products.....		336411-S	3.5	0.0	0.0	0.0	0.0	0.0	
Aircraft engine and engine parts mfg.....	336412		5.1	0.1	0.2	0.2	0.2	0.2	
Primary products.....		336412-P	4.1	0.2	0.2	0.2	0.2	0.1	
Aeronautical services on aircraft engines.....		336412-5	14.7	0.0	0.0	0.0	1.1	0.0	
Aircraft engine parts and accessories.....		336412-7	4.0	0.4	0.2	0.2	0.2	0.0	
Parts and accessories for military aircraft engines.....		336412-75	3.1	1.1	0.0	0.3	0.5	0.1	
Parts and accessories for civilian aircraft engines.....		336412-77	4.4	0.0	0.3	0.2	0.0	-0.1	
Secondary products and miscellaneous receipts.....		336412-SM							
Secondary products.....		336412-S	8.8	0.0	0.0	2.0	0.0	0.2	
Other aircraft parts and equipment mfg.....	336413		2.4	0.0	0.4	0.1	0.2	0.0	
Primary products.....		336413-P	2.3	0.0	0.4	0.1	0.2	0.0	

See footnotes at end of table.

Table 12. Producer price index percentage changes for the net output of selected industries and their products, not seasonally adjusted — Continued
 [September 2024]

Title ¹	Industry code	Product code	Unadjusted 12-month percent change ²	Unadjusted 1-month percent change ²				
				Sept. 2023 to Sept. 2024 ^P	Apr. to May	May to June ^P	June to July ^P	July to Aug. ^P
Other aircraft parts and equipment mfg - Continued								
Aircraft propellers and helicopter rotors.....		336413-1	1.3	0.0	0.0	0.1	0.0	0.1
Aircraft parts and auxiliary equipment.....		336413-7	2.4	0.0	0.4	0.1	0.2	0.0
Aircraft landing gear for civilian and military aircraft.....		336413-72	5.2	0.0	0.0	0.0	0.0	0.0
Other aircraft subassemblies and parts for military aircraft.....		336413-73	2.3	0.0	0.1	0.1	0.0	0.0
Other aircraft subassemblies and parts for civilian aircraft.....		336413-74	2.3	0.0	0.5	0.1	0.3	0.0
Secondary products and miscellaneous receipts.....		336413-SM						
Secondary products.....		336413-S	3.4	0.0	0.1	-0.2	0.0	0.3
Railroad rolling stock manufacturing.....	3365		2.6	0.0	0.0	0.0	1.8	0.0
Railroad rolling stock manufacturing.....	33651		2.6	0.0	0.0	0.0	1.8	0.0
Railroad rolling stock mfg.....	336510		2.6	0.0	0.0	0.0	1.8	0.0
Primary products.....		336510-P	2.5	0.0	0.0	0.0	1.7	0.0
Street, subway, trolley, and rapid transit cars, and railway maintenance equipment and parts.....		336510-5	3.3	0.0	0.0	0.0	1.7	0.0
Railway maintenance of way equipment & parts, parts for all railcars, & other railway vehicles.....		336510-54	2.6	0.0	0.0	0.0	1.7	0.0
Secondary products and miscellaneous receipts.....		336510-SM						
Miscellaneous receipts.....		336510-M	1.6	0.0	0.0	0.0	0.0	0.0
Secondary products.....		336510-S1	0.8	0.0	0.0	0.0	0.2	0.0
Ship and boat building.....	3366		3.3	0.6	0.2	0.6	-0.1	0.3
Ship and boat building.....	33661		3.3	0.6	0.2	0.6	-0.1	0.3
Ship building and repairing.....	336611		3.7	0.7	0.1	0.3	0.0	0.3
Primary products.....		336611-P	3.6	0.8	0.1	0.3	0.0	0.3
Ship repair, nonmilitary.....		336611-A	12.0	2.8	0.1	0.0	0.0	0.4
Military self-propelled ships, new construction.....		336611-5	1.3	0.2	0.1	0.1	0.0	0.1
Ship repair, military.....		336611-8	2.1	0.6	0.0	0.0	0.0	0.1
Nonmilitary self-propelled ships, new construction.....		336611-9	8.2	0.0	0.7	2.3	0.0	1.3
Secondary products and miscellaneous receipts.....		336611-SM2						
Boat building.....	336612		2.6	0.2	0.3	1.2	-0.2	0.2
Primary products.....		336612-P	2.5	0.2	0.3	1.2	-0.2	0.2
Outboard motorboats, including commercial and military (except sailboats and lifeboats).....		336612-1	2.6	0.2	0.2	1.4	-0.3	0.2
Outboard motorboats, wood or metal, incl. comm. and military (exc. sailboats and lifeboats).....		336612-11	-0.9	0.1	0.1	0.3	-2.0	0.4
Outboard motorboats, plastics/fiberglass, incl. comm. and mil. (exc. sailboats and lifeboats).....		336612-14	4.5	0.3	0.2	1.9	0.7	0.0
Inboard motorboats, including commercial and military (except sailboats and lifeboats).....		336612-3	4.2	0.0	0.0	2.5	0.0	0.0
Inboard cabin cruisers, including commercial and military (except sailboats and lifeboats).....		336612-31	4.6	0.0	0.0	1.8	0.0	0.0
Other inboard motorboats, including commercial and military (except sailboats and lifeboats).....		336612-32	3.3	0.0	0.0	3.9	0.0	0.0
Inboard-outdrive boats, including commercial and military (except sailboats and lifeboats).....		336612-5	1.3	0.1	1.9	0.0	0.0	0.3
All other inboard-outdrive boats, incl. comm. and military (except sailboats and lifeboats).....		336612-52	0.9	0.1	1.4	0.0	0.0	0.3
All other boats (excluding military and commercial).....		336612-8	2.1	0.0	0.0	0.0	0.0	0.0
Secondary products and miscellaneous receipts.....		336612-SM						
Miscellaneous receipts.....		336612-M	1.1	0.0	0.0	0.2	0.9	0.0
Other transportation equipment manufacturing.....	3369		0.6	0.0	0.0	0.1	0.0	0.4
Other transportation equipment manufacturing.....	33699		0.6	0.0	0.0	0.1	0.0	0.4
Motorcycle, bicycle, and parts mfg.....	336991		3.2	0.1	0.0	0.2	0.0	0.7
Primary products.....		336991-P	3.2	0.1	0.0	0.2	0.0	0.7
Motorcycles, including three-wheel motorbikes, motorscooters, mopeds, and parts.....		336991-3	3.1	0.0	0.0	0.2	0.0	0.8
Bicycles, including parts (excluding children's 2-wheel sidewalk cycles).....		336991-4	3.2	0.3	0.1	0.1	0.0	0.0
Cycles, all types, tubular construction.....		336991-42	4.2	0.7	0.1	0.1	0.0	0.0
Parts for bicycles, unicycles, and adult tricycles.....		336991-45	2.3	0.0	0.2	0.2	0.0	0.0
Secondary products and miscellaneous receipts.....		336991-SM						
All other transportation equipment mfg.....	336999		-1.3	0.0	0.0	0.0	0.0	0.1
Primary products.....		336999-P	-1.3	-0.1	0.0	0.0	0.0	0.1
All-terrain vehicles and parts.....		336999-4	0.0	0.0	0.0	0.0	0.0	0.0
All other miscellaneous transportation equipment.....		336999-6	-2.3	0.0	-0.1	0.0	-0.1	0.1
Secondary products and miscellaneous receipts.....		336999-SM						

See footnotes at end of table.

Table 12. Producer price index percentage changes for the net output of selected industries and their products, not seasonally adjusted — Continued
 [September 2024]

Title ¹	Industry code	Product code	Unadjusted 12-month percent change ²	Unadjusted 1-month percent change ²					
				Sept. 2023 to Sept. 2024 ^P	Apr. to May	May to June ^P	June to July ^P	July to Aug. ^P	Aug. to Sept. ^P
All other transportation equipment mfg - Continued									
Secondary products.....		336999-S	0.7	0.0	0.0	0.0	0.0	0.0	0.0
Furniture & related product mfg.....	337		1.9	0.3	0.1	0.0	0.2	0.3	
HH & institutional furniture & kitchen cabinet mfg.....	3371		1.4	0.3	0.1	-0.1	0.1	0.5	
Wood kitchen cabinet & countertop mfg.....	33711		2.0	0.0	0.2	-0.3	0.3	0.0	
Wood kitchen cabinet and countertop mfg.....	337110		2.0	0.0	0.2	-0.3	0.3	0.0	
Primary products.....		337110-P	2.2	0.0	0.3	-0.3	0.3	0.0	
Custom wood kitchen cabinets, bathroom vanities, and related cabinet sold directly to customers.....		337110-H	3.8	0.0	0.6	-0.7	0.7	0.0	
Stock wood kitchen cabinets and related cabinetwork for permanent installation. . .		337110-1	0.4	0.0	0.4	-0.3	0.3	0.0	
Secondary products and miscellaneous receipts.....		337110-SM							
Household & institutional furniture mfg.....	33712		1.1	0.5	0.1	0.1	0.0	0.8	
Upholstered household furniture mfg.....	337121		1.4	1.0	0.2	0.0	0.0	0.5	
Primary products.....		337121-P	0.6	0.9	0.2	0.0	0.0	0.1	
Upholstered household furniture, excl. dual-purpose sleep furniture.....		337121-1	0.2	0.8	0.3	0.0	0.0	0.2	
Upholstered household sofas, davenports, settees, and loveseats, except custom.....		337121-11	-0.7	0.5	0.3	0.0	0.0	0.1	
Upholstered household sectional sofa pieces, except custom.....		337121-12	-0.1	1.0	0.0	0.0	0.0	0.0	
Upholstered household rocking chairs, including swivel rockers, except custom.....		337121-13	0.8	0.0	0.0	0.0	0.0	0.0	
Other upholstered household furniture, including custom sold at retail.....		337121-15	5.4	0.2	0.8	0.0	0.0	0.8	
Dual-purpose sleep furniture incl. futon, conv. sofa, jackknife & chair beds, except custom.....		337121-4	2.3	1.7	0.0	0.0	0.0	0.0	
Secondary products and miscellaneous receipts.....		337121-SM							
Nonupholstered wood household furniture mfg.....	337122		-0.5	0.0	-0.6	0.1	0.2	3.7	
Primary products.....		337122-P	0.0	0.1	0.0	0.2	0.3	4.8	
Wood dining room, kitchen, outdoor, and ready-to-assemble furniture, excl. cabinets and custom.....		337122-G	3.9	1.3	0.0	0.4	0.4	8.7	
Wood household den, family room, library, and living room furniture, except custom.....		337122-1	1.5	1.5	0.0	0.0	0.4	0.0	
Wood bedroom furniture, including infants' and children's, except custom.....		337122-8	-4.6	-1.8	0.0	0.1	0.1	0.4	
Secondary products and miscellaneous receipts.....		337122-SM							
Secondary products.....		337122-S	0.6	0.0	0.0	0.3	0.2	0.1	
Household furniture (except wood and upholstered) mfg.....	337126		0.7	-0.5	0.1	0.4	-0.1	-0.1	
Primary products.....		337126-P	1.1	-0.1	0.0	0.5	0.2	-0.1	
Metal dining room and kitchen furniture, incl. padded and plain chairs and stools..		337126-1	0.6	-1.2	0.0	-0.5	2.9	-1.4	
Metal outdoor and casual furniture, incl. beach, lawn, garden and porch.....		337126-3	2.9	0.0	0.0	1.9	0.0	0.0	
Secondary products and miscellaneous receipts.....		337126-SM							
Secondary products.....		337126-S	-3.0	-3.8	1.8	0.0	-3.4	-0.8	
Institutional furniture mfg.....	337127		1.8	0.1	0.1	-0.1	0.1	0.2	
Primary products.....		337127-P	1.8	0.1	0.2	-0.1	0.1	0.2	
Other institutional furniture.....		337127-B	2.4	-0.3	0.5	-0.5	0.4	0.5	
School furniture (except stone and concrete), excl. library furniture.....		337127-1	-0.1	0.0	0.0	0.0	0.0	0.0	
Public building and related furniture, excl. bar, bowling, cafeteria, restaurant and school.....		337127-5	4.1	0.5	0.0	0.1	0.0	0.0	
Public furniture (bar, bowling center, cafeteria, and restaurant).....		337127-8	-2.6	0.0	0.0	0.0	0.0	0.0	
Secondary products and miscellaneous receipts.....		337127-SM							
Miscellaneous receipts.....		337127-M	1.1	0.0	0.0	0.0	0.0	0.0	
Secondary products.....		337127-S	0.2	-0.1	-0.4	0.4	0.1	0.1	
Office furniture (including fixtures) mfg.....	3372		3.2	0.3	0.2	0.0	0.4	0.3	
Office furniture (including fixtures) mfg.....	33721		3.2	0.3	0.2	0.0	0.4	0.3	
Wood office furniture mfg.....	337211		3.3	0.2	0.2	0.4	0.0	0.0	
Primary products.....		337211-P	3.5	0.2	0.2	0.4	0.0	0.0	
Wood office furniture panel systems, desking systems, and other wood office furniture.....		337211-A	1.6	0.0	0.0	0.3	0.0	0.0	
Wood office seating, including upholstered.....		337211-1	3.0	0.2	0.0	0.4	0.0	0.0	
Wood office desks and desk extensions.....		337211-4	2.6	0.4	0.6	0.2	0.0	0.0	
Wood office files, storage units, and tables.....		337211-7	6.4	0.2	0.0	0.6	0.0	0.0	
Secondary products and miscellaneous receipts.....		337211-SM							
Secondary products.....		337211-S	1.7	0.0	0.0	0.6	0.0	0.0	
Custom architectural woodwork and millwork.....	337212		3.2	1.0	0.3	0.6	0.0	0.0	
Primary products.....		337212-P	3.4	1.0	0.3	0.6	0.0	0.0	
Custom architectural woodwork, millwork, and fixtures.....		337212-0	3.4	1.0	0.3	0.6	0.0	0.0	

See footnotes at end of table.

Table 12. Producer price index percentage changes for the net output of selected industries and their products, not seasonally adjusted — Continued
 [September 2024]

Title ¹	Industry code	Product code	Unadjusted 12-month percent change ²	Unadjusted 1-month percent change ²					
			Sept. 2023 to Sept. 2024 ^P	Apr. to May	May to June ^P	June to July ^P	July to Aug. ^P	Aug. to Sept. ^P	
Custom architectural woodwork and millwork - Continued									
Secondary products and miscellaneous receipts.....		337212-SM							
Office furniture, except wood, mfg.....	337214		2.9	-0.2	-0.2	0.7	0.0	0.2	
Primary products.....		337214-P	2.9	-0.2	-0.2	0.7	0.0	0.2	
Office furniture, other types, except wood, including panel systems.....		337214-A	2.5	0.2	-1.4	1.4	-0.2	0.0	
Office seating, including upholstered, except wood.....		337214-1	2.9	0.0	0.0	0.0	0.0	0.1	
Office desk and desk extensions, except wood.....		337214-4	7.6	0.0	-0.1	0.2	0.0	0.0	
Office files, storage units, and tables, except wood.....		337214-7	2.5	-1.1	1.5	0.7	0.3	0.9	
Secondary products and miscellaneous receipts.....		337214-SM							
Showcases, partitions, shelving, and lockers mfg.....	337215		3.4	0.1	0.5	-1.6	1.6	0.9	
Primary products.....		337215-P	3.4	0.1	0.7	-1.7	1.7	1.0	
Bookstacks and other shelving, except wood.....		337215-A2	-	0.0	-1.3	1.1	-0.7	0.0	
Storage racks and accessories, except wood.....		337215-E	-1.7	0.0	0.0	-0.9	0.0	0.0	
Fixtures (bank, office, and store), except wood.....		337215-G	8.9	0.0	0.0	-7.3	8.1	0.0	
Secondary products and miscellaneous receipts.....		337215-SM							
Other furniture related product mfg.....	3379		0.4	0.6	0.1	0.0	-0.1	-0.3	
Mattress mfg.....	33791		-0.3	0.0	0.1	0.0	-0.1	-0.4	
Mattress mfg.....	337910		-0.3	0.0	0.1	0.0	-0.1	-0.4	
Primary products.....		337910-P	-0.3	0.0	0.1	0.0	-0.1	-0.4	
Mattress and foundation sets.....		337910-E	-0.8	0.0	-0.2	-0.2	-0.7	0.0	
Innerspring mattresses, excluding crib-size.....		337910-1	0.0	0.0	0.5	0.5	0.3	-1.2	
Other mattresses, including crib, foam, waterbed mattresses and mattress inserts.....		337910-4	0.5	0.0	0.6	-0.7	0.0	0.0	
Foundations, excl. innerspring units, hybrid-type flotation, ensembles, and adjustable units.....		337910-7	-1.0	0.4	-0.9	-0.6	-0.1	0.0	
Secondary products and miscellaneous receipts.....		337910-SM							
Blind & shade mfg.....	33792		2.2	2.1	0.0	0.0	0.0	0.0	
Blind and shade mfg.....	337920		2.2	2.1	0.0	0.0	0.0	0.0	
Primary products.....		337920-P	2.3	2.1	0.0	0.0	0.0	0.0	
Other blinds and shades, including curtain and drapery fixtures, poles and rods.....		337920-8	2.3	1.8	0.0	0.0	0.0	0.0	
Secondary products and miscellaneous receipts.....		337920-SM							
Miscellaneous mfg.....	339		3.6	0.5	0.0	0.4	0.2	0.0	
Medical equipment & supplies mfg.....	3391		2.6	0.3	0.1	0.0	0.0	-0.1	
Medical equipment & supplies mfg.....	33911		2.6	0.3	0.1	0.0	0.0	-0.1	
Surgical and medical instrument mfg.....	339112		2.4	0.3	0.1	0.1	-0.3	0.0	
Primary products.....		339112-P	2.3	0.3	0.1	0.1	-0.3	0.0	
Surgical and medical instruments.....		339112-0	2.3	0.3	0.1	0.1	-0.3	0.0	
Surgical and orthopedic instruments.....		339112-01	2.4	0.0	0.0	0.0	0.0	0.0	
Surgical and medical catheters.....		339112-05	4.5	0.7	-0.1	1.2	0.3	0.0	
Other surgical and medical apparatus and instruments, excluding parts.....		339112-06	2.8	0.8	0.3	-0.2	-1.1	0.0	
Parts for surgical and medical apparatus and instruments.....		339112-09	1.2	0.0	0.0	0.0	0.0	0.0	
Secondary products and miscellaneous receipts.....		339112-SM							
Secondary products.....		339112-S	2.5	0.0	0.0	0.0	0.0	0.1	
Surgical appliance and supplies mfg.....	339113		2.7	0.4	0.2	0.0	0.3	-0.1	
Primary products.....		339113-P	2.8	0.4	0.2	0.0	0.3	-0.1	
Medical and surgical appliances and supplies, incl. orthopedic, prosthetic, and therapeutic.....		339113-2	1.8	0.3	0.0	-0.2	0.2	-0.2	
Artificial joints and limbs.....		339113-21	-1.9	-	-0.1	-0.4	1.4	-2.3	
Other orthopedic and prosthetic appliances.....		339113-22	1.1	-0.1	0.0	-0.1	0.3	0.8	
Other medical and surgical appliances and supplies.....		339113-27	2.8	0.3	0.1	-0.2	-0.1	0.1	
Hospital beds and specialized hospital furniture.....		339113-4	10.8	1.4	1.4	0.6	0.3	1.0	
Personal industrial and nonindustrial safety equipment and clothing.....		339113-6	3.1	0.5	0.2	0.8	0.5	-0.3	
Secondary products and miscellaneous receipts.....		339113-SM							
Secondary products.....		339113-S	1.6	0.0	0.1	0.0	-0.1	0.1	
Dental equipment and supplies mfg.....	339114		3.2	0.0	0.3	0.0	0.1	0.0	
Primary products.....		339114-P	3.3	0.1	0.3	0.0	0.1	0.0	
Dental professional equipment and supplies.....		339114-1	2.6	0.1	0.2	0.0	0.0	0.0	
Professional dental equipment.....		339114-11	2.4	0.0	0.3	0.0	0.0	0.0	
Professional dental supplies.....		339114-12	3.0	0.1	0.0	0.0	0.0	0.0	
Secondary products and miscellaneous receipts.....		339114-SM							
Miscellaneous receipts.....		339114-M	-	-0.8	0.7	-0.5	0.6	0.0	

See footnotes at end of table.

Table 12. Producer price index percentage changes for the net output of selected industries and their products, not seasonally adjusted — Continued
 [September 2024]

Title ¹	Industry code	Product code	Unadjusted 12-month percent change ²	Unadjusted 1-month percent change ²				
			Sept. 2023 to Sept. 2024 ^P	Apr. to May	May to June ^P	June to July ^P	July to Aug. ^P	Aug. to Sept. ^P
Ophthalmic goods mfg.	339115		3.3	0.0	0.0	0.0	0.0	-0.2
Primary products.....		339115-P	3.4	0.0	0.0	0.0	0.0	-0.2
Ophthalmic goods, other types, including prescription ground eyeglass lenses.....		339115-B	—	—	—	0.0	0.0	0.0
Ophthalmic fronts, temples, and focal and contact lenses.....		339115-9	—	—	—	0.0	0.0	-0.3
Secondary products and miscellaneous receipts.....		339115-SM						
Other miscellaneous mfg.	3399		4.7	0.8	-0.1	0.8	0.4	0.1
Jewelry & silverware mfg.	33991		7.1	0.5	-0.5	1.1	0.1	0.6
Jewelry and silverware mfg.	339910		7.1	0.5	-0.5	1.1	0.1	0.6
Primary products.....		339910-P	7.1	0.5	-0.5	1.1	0.1	0.6
Jewelry, gold and platinum.....		339910-1	9.4	1.0	-1.4	1.0	0.4	0.8
Costume jewelry and novelties.....		339910-4	1.9	-1.1	2.0	0.0	0.0	0.4
All other jewelry and personal goods (excluding costume).....		339910-8	4.2	0.5	0.0	0.6	-0.7	0.4
Secondary products and miscellaneous receipts.....		339910-SM						
Miscellaneous receipts.....		339910-M	5.9	0.0	-0.1	0.1	0.0	0.0
Sporting & athletic goods mfg.	33992		1.9	0.0	-0.1	0.0	0.0	0.0
Sporting and athletic goods mfg.	339920		1.9	0.0	-0.1	0.0	0.0	0.0
Primary products.....		339920-P	1.9	0.0	-0.1	0.0	0.0	0.0
Other sporting and athletic goods.....		339920-A	2.3	0.0	0.0	0.0	0.0	0.0
Golf equipment, excluding apparel and shoes.....		339920-4	—	0.2	-0.3	-0.1	-0.1	—
Playground equipment.....		339920-5	3.7	0.0	0.0	0.0	0.0	0.0
Gymnasium and exercise equipment.....		339920-7	1.0	0.0	0.0	0.0	0.0	0.0
Secondary products and miscellaneous receipts.....		339920-SM						
Secondary products.....		339920-S	1.8	0.0	0.0	0.0	0.0	0.0
Doll, toy & game mfg.	33993		-0.1	0.0	0.0	0.0	1.1	0.0
Doll, toy, and game mfg.	339930		-0.1	0.0	0.0	0.0	1.2	0.0
Primary products.....		339930-P	0.4	0.0	0.0	0.0	0.7	0.0
Models (operating & static), craft kits/supply, natural science kits, & collectors' miniatures.....		339930-6	2.8	0.0	0.0	0.0	0.0	0.0
Other nonelectronic toys, including parts.....		339930-8	0.2	0.0	0.0	0.0	0.0	0.0
Secondary products and miscellaneous receipts.....		339930-SM						
Office supplies (exc paper) mfg.	33994		2.0	-0.1	-0.6	0.5	0.6	0.1
Office supplies, except paper, mfg.	339940		2.0	-0.1	-0.6	0.5	0.6	0.1
Primary products.....		339940-P	2.0	-0.1	-0.6	0.6	0.6	0.1
Lead pencils, art goods, office supplies & small office equipment, excluding paper.....		339940-2	2.5	0.0	0.0	0.0	1.9	0.0
Marking devices.....		339940-3	2.6	0.0	0.0	0.0	0.0	0.0
Secondary products and miscellaneous receipts.....		339940-SM						
Miscellaneous receipts.....		339940-M	2.5	0.0	0.0	0.0	0.0	0.0
Secondary Products.....		339940-S	-0.2	0.0	0.0	0.0	0.0	0.1
Sign mfg.	33995		8.5	1.8	-0.3	0.2	1.5	0.0
Sign mfg.	339950		8.5	1.8	-0.3	0.2	1.5	0.0
Primary products.....		339950-P	8.9	1.9	-0.3	0.3	1.6	0.0
Nonelectric signs and displays, including trade show exhibits.....		339950-4	8.3	1.0	-0.6	0.5	0.8	0.0
Secondary products and miscellaneous receipts.....		339950-SM						
All other misc mfg.	33999		3.7	0.7	0.1	1.3	0.1	0.1
Gasket, packing, and sealing device mfg.	339991		3.5	1.3	0.0	0.3	0.2	0.2
Primary products.....		339991-P	3.6	1.3	0.0	0.3	0.2	0.2
Molded packing and seals.....		339991-2	2.3	0.0	0.0	0.1	0.0	1.3
Nonmetallic gaskets and gasketing.....		339991-3	3.0	0.0	0.0	0.8	0.5	0.0
Metallic gaskets and machined seals.....		339991-7	5.4	5.1	0.0	0.0	0.0	0.0
Rotary oil seals.....		339991-9	3.5	0.0	0.0	0.0	0.0	0.0
Secondary products and miscellaneous receipts.....		339991-SM						
Miscellaneous receipts.....		339991-M	2.0	1.0	0.0	0.0	0.0	0.0
Musical instrument mfg.	339992		3.0	0.7	0.1	0.0	0.1	0.0
Primary products.....		339992-P	3.0	0.7	0.1	0.0	0.1	0.0
Nonelectronic pianos, organs, and nonelectronic pianos and organ parts, excluding benches.....		339992-A	—	5.7	0.0	—	—	—
Other musical instruments and parts.....		339992-7	2.6	0.0	0.1	0.0	0.1	0.0
Other electronic musical instruments, excluding electronic organs.....		339992-71	4.8	0.0	0.1	0.0	0.0	0.0
Other nonelectronic musical instruments.....		339992-72	0.5	0.0	0.0	0.0	0.0	0.0
Parts and accessories for other musical instruments, sold separately, excl. benches & cases.....		339992-73	—	0.0	0.0	0.0	—	—

See footnotes at end of table.

Table 12. Producer price index percentage changes for the net output of selected industries and their products, not seasonally adjusted — Continued
 [September 2024]

Title ¹	Industry code	Product code	Unadjusted 12-month percent change ²	Unadjusted 1-month percent change ²				
				Sept. 2023 to Sept. 2024 ^P	Apr. to May	May to June ^P	June to July ^P	July to Aug. ^P
Musical instrument mfg - Continued								
Secondary products and miscellaneous receipts.....		339992-SM						
Miscellaneous receipts.....		339992-M	1.8	0.0	0.0	0.0	1.8	0.0
Fastener, button, needle, and pin mfg.....	339993		1.7	0.0	0.0	0.0	0.0	0.0
Primary products.....		339993-P	1.8	0.0	0.0	0.0	0.0	0.0
Fasteners, zippers, buttons, needles, pins, and buckles (except precious metal) ..		339993-0	1.8	0.0	0.0	0.0	0.0	0.0
Secondary products and miscellaneous receipts.....		339993-SM						
Broom, brush, and mop mfg.....	339994		3.5	0.0	0.0	1.7	0.0	0.0
Primary products.....		339994-P	3.5	0.0	0.0	1.7	0.0	0.0
Brooms, mops and dusters.....		339994-1	4.2	0.0	0.0	0.0	0.0	0.0
Brooms.....		339994-11	—	0.0	0.0	0.0	0.0	0.0
Mops and dusters, including refills.....		339994-13	1.9	0.0	0.0	0.0	0.0	0.0
Paint and varnish brushes, paint holders, pads, roller frames and rollers.....		339994-3	1.4	0.0	0.0	0.0	0.0	0.0
Paint and varnish brushes.....		339994-31	3.0	0.0	0.0	0.0	0.0	0.0
Paint holders, pads, roller frames and rollers.....		339994-32	0.0	0.0	0.0	0.0	0.0	0.0
Other types of brushes.....		339994-5	3.7	0.0	0.1	3.1	0.0	0.0
Personal brushes.....		339994-51	—	—	0.0	0.0	0.0	—
All other types of brushes, except personal.....		339994-52	5.9	0.0	0.1	5.0	0.0	0.0
Secondary and miscellaneous receipts.....		339994-SM						
Burial casket mfg.....	339995		1.6	0.0	0.0	0.0	0.0	0.0
Primary products.....		339995-P	1.6	0.0	0.0	0.0	0.0	0.0
Metal burial caskets and coffins, completely lined and trimmed, adult sizes only. ..		339995-1	—	0.0	—	—	—	—
Wood burial caskets and coffins, completely lined and trimmed, adult sizes only. ..		339995-4	—	—	—	0.0	0.0	0.0
Other burial caskets and coffins, including burial boxes and vaults (except concrete and stone).....		339995-5	—	—	—	0.0	0.0	0.0
Secondary products and miscellaneous receipts.....		339995-SM						
All other miscellaneous mfg.....	339999		4.3	0.6	0.1	2.2	0.0	0.1
Primary products.....		339999-P	4.7	0.6	0.2	2.3	0.2	0.1
Mirror and picture frames and framed pictures.....		339999-E	—	0.0	0.0	0.0	—	—
All other miscellaneous fabricated products, incl. fire extinguishers and umbrellas.....		339999-L	5.7	0.9	0.2	3.3	0.3	0.1
Candles, including tapers.....		339999-5	1.8	0.0	0.0	0.0	0.0	0.0
Secondary products and miscellaneous receipts.....		339999-SM						
Secondary products.....		339999-S	1.5	0.0	0.0	0.2	0.2	0.0
Services industries								
Merchant wholesalers, durable goods.....	423		4.3	-0.2	-0.7	0.8	-0.7	-1.3
Motor vehicle and parts merchant wholesalers.....	4231		3.9	-1.9	3.4	-0.9	-6.4	-6.7
Motor vehicle and parts merchant wholesalers.....	42310		3.9	-1.9	3.4	-0.9	-6.4	-6.7
Motor vehicle and parts merchant wholesalers.....	423100		3.9	-1.9	3.4	-0.9	-6.4	-6.7
Primary services.....		423100-P	4.0	-1.5	3.2	-0.5	-7.4	-6.6
Motor vehicle and parts wholesaler services.....		423100-1	4.0	-1.5	3.2	-0.5	-7.4	-6.6
Other receipts.....		423100-SM	—	-11.6	6.1	-10.5	21.5	-8.5
Furniture and home furnishing merchant wholesalers.....	4232		-4.7	-1.7	-8.1	8.6	-5.2	0.0
Furniture and home furnishing merchant wholesalers.....	42320		-4.7	-1.7	-8.1	8.6	-5.2	0.0
Furniture and home furnishing merchant wholesalers.....	423200		-4.7	-1.7	-8.1	8.6	-5.2	0.0
Primary services.....		423200-P	-4.7	-1.7	-8.1	8.6	-5.2	0.0
Furniture and home furnishing wholesaler services.....		423200-1	-4.7	-1.7	-8.1	8.6	-5.2	0.0
Lumber and other construction materials merchant wholesalers.....	4233		-2.1	-1.3	3.7	0.2	1.4	-0.6
Lumber and other construction materials merchant wholesalers.....	42330		-2.1	-1.3	3.7	0.2	1.4	-0.6
Lumber and other construction materials merchant wholesalers.....	423300		-1.9	-1.3	3.7	0.2	1.4	-0.4
Primary services.....		423300-P	-2.3	-1.3	3.8	0.2	1.4	-0.6
Lumber and other construction material wholesaler services.....		423300-1	-2.3	-1.3	3.8	0.2	1.4	-0.6
Other receipts.....		423300-SM	17.7	1.0	0.0	1.3	0.0	7.3
Professional and commercial equipment and supplies merchant wholesalers.....	4234		2.6	0.9	-5.6	1.4	4.6	-2.6
Professional and commercial equipment and supplies merchant wholesalers.....	42340		2.6	0.9	-5.6	1.4	4.6	-2.6
Professional and commercial equipment and supplies merchant wholesalers.....	423400		2.7	0.9	-5.6	1.4	4.6	-2.6
Primary services.....		423400-P	2.1	0.9	-6.4	1.8	4.2	-3.0
Professional and commercial equipment and supplies wholesaler services.....		423400-1	2.1	0.9	-6.4	1.8	4.2	-3.0
Wholesaling of new and used computer equipment.....		423400-11	—	5.3	-17.6	2.8	6.6	0.0

See footnotes at end of table.

Table 12. Producer price index percentage changes for the net output of selected industries and their products, not seasonally adjusted — Continued
 [September 2024]

Title ¹	Industry code	Product code	Unadjusted 12-month percent change ²	Unadjusted 1-month percent change ²				
			Sept. 2023 to Sept. 2024 ^P	Apr. to May	May to June ^P	June to July ^P	July to Aug. ^P	Aug. to Sept. ^P
Professional and commercial equipment and supplies merchant wholesalers - Continued								
Wholesaling of surgical, medical, dental, and hospital equipment and supplies...		423400-12	-	-1.9	2.6	1.3	4.1	-6.9
Wholesaling of other professional equipment and supplies and all other goods...		423400-13	-	-3.0	-0.2	1.0	0.1	-0.6
Other receipts.....		423400-SM	5.6	0.7	0.0	-0.8	7.1	0.0
Metal and mineral (except petroleum) merchant wholesalers.....	4235		-1.1	-3.0	-3.9	0.3	-0.9	1.8
Metal and mineral (except petroleum) merchant wholesalers.....	42350		-1.1	-3.0	-3.9	0.3	-0.9	1.8
Metal and mineral (except petroleum) merchant wholesalers.....	423500		-1.1	-3.0	-3.9	0.3	-0.9	1.8
Primary services.....		423500-P	-0.9	-3.0	-3.9	0.4	-1.0	1.9
Metals and minerals wholesaler services.....		423500-1	-0.9	-3.0	-3.9	0.4	-1.0	1.9
Household appliances and electrical and electronic goods merchant wholesalers.....	4236		10.7	0.1	-3.3	4.8	0.3	0.8
Household appliances and electrical and electronic goods merchant wholesalers.....	42360		10.7	0.1	-3.3	4.8	0.3	0.8
Household appliances and electrical and electronic goods merchant wholesalers.....	423600		10.7	0.1	-3.3	4.8	0.3	0.8
Primary services.....		423600-P	8.4	0.2	-3.9	5.8	0.3	0.9
Household appliances, electrical, and electronics wholesaler services.....		423600-1	8.4	0.2	-3.9	5.8	0.3	0.9
Wholesaling of household appliances and electrical and electronic goods.....		423600-11	-	0.2	-4.1	6.0	0.2	1.0
Wholesaling of all other goods, except appliances and electrical and electronic goods.....		423600-12	-	-0.1	2.3	-1.1	2.1	-1.2
Hardware, plumbing and heating equipment and supplies merchant wholesalers.....	4237		8.3	4.6	2.5	-3.4	1.5	1.6
Hardware, plumbing and heating equipment and supplies merchant wholesalers.....	42370		8.3	4.6	2.5	-3.4	1.5	1.6
Hardware, plumbing, and heating equipment and supplies merchant wholesalers.....	423700		8.3	4.6	2.5	-3.4	1.5	1.6
Primary services.....		423700-P	8.2	4.7	2.5	-3.4	1.5	1.6
Hardware, plumbing, and heating equipment and supplies wholesaler services.....		423700-1	8.2	4.7	2.5	-3.4	1.5	1.6
Wholesaling of hardware, plumbing, heating, and cooling equipment and supplies.....		423700-11	-	6.2	2.8	-3.8	1.9	2.1
Wholesaling of all other goods.....		423700-12	-	-4.3	0.6	-0.7	-1.2	-1.7
Machinery, equipment, and supplies merchant wholesalers.....	4238		2.0	1.1	-0.4	0.0	0.1	1.7
Machinery, equipment, and supplies merchant wholesalers.....	42380		2.0	1.1	-0.4	0.0	0.1	1.7
Machinery and supply merchant wholesalers.....	423800		2.0	1.1	-0.4	0.0	0.1	1.7
Primary services.....		423800-P	2.0	0.9	-0.4	-0.1	0.1	2.1
Machinery and supply wholesaler services.....		423800-1	2.0	0.9	-0.4	-0.1	0.1	2.1
Wholesaling of machinery and equipment.....		423800-11	-	1.0	-1.4	-0.3	-0.2	7.1
Wholesaling of parts, supplies, and all other goods.....		423800-12	-	0.8	0.7	0.2	0.5	-3.6
Other receipts.....		423800-SM	2.0	2.0	0.0	0.0	0.1	0.0
Miscellaneous durable goods merchant wholesalers (except materials recyclers).....	4239		3.8	1.9	4.4	-4.5	4.2	1.2
Miscellaneous durable goods merchant wholesalers (except materials recyclers).....	42390		3.8	1.9	4.4	-4.5	4.2	1.2
Miscellaneous durable goods, except recyclable material, merchant wholesalers.....	423900		3.8	1.9	4.4	-4.5	4.2	1.2
Primary services.....		423900-P	3.5	1.9	4.3	-4.6	4.3	1.2
Miscellaneous durable goods wholesaler services.....		423900-1	3.5	1.9	4.3	-4.6	4.3	1.2
Merchant wholesalers, nondurable goods.....	424		3.2	1.4	2.9	-1.4	-0.5	0.5
Paper and paper product merchant wholesalers.....	4241		-4.8	-0.3	-1.0	-0.1	0.2	-0.5
Paper and paper product merchant wholesalers.....	42410		-4.8	-0.3	-1.0	-0.1	0.2	-0.5
Paper and paper product merchant wholesalers.....	424100		-4.8	-0.3	-1.0	-0.1	0.2	-0.5
Primary services.....		424100-P	-4.9	-0.3	-1.1	-0.1	0.2	-0.5
Paper wholesaler services.....		424100-1	-4.9	-0.3	-1.1	-0.1	0.2	-0.5
Wholesaling of paper and paper products.....		424100-11	-4.8	-0.5	-1.3	0.0	-0.1	-0.5
Wholesaling of all other goods, except paper and paper products.....		424100-12	-5.5	1.3	1.0	-0.8	3.0	0.0
Drugs and druggists' sundries merchant wholesalers.....	4242		3.8	3.5	-1.4	-0.7	3.1	1.6
Drugs and druggists' sundries merchant wholesalers.....	42420		3.8	3.5	-1.4	-0.7	3.1	1.6
Drugs and druggists' sundries merchant wholesalers.....	424200		3.8	3.5	-1.4	-0.7	3.1	1.6
Primary products.....		424200-P	3.8	3.5	-1.4	-0.7	3.1	1.6
Wholesaling of pharmaceuticals.....		424200-1	12.9	4.1	-1.8	0.0	3.6	2.5
Wholesaling of all other goods, except pharmaceuticals.....		424200-2	-7.1	2.7	-0.9	-1.6	2.5	0.4
Apparel and piece goods merchant wholesalers.....	4243		-3.0	0.6	0.8	-0.2	-1.9	6.6
Apparel and piece goods merchant wholesalers.....	42430		-3.0	0.6	0.8	-0.2	-1.9	6.6
Apparel and piece goods merchant wholesalers.....	424300		-3.0	0.6	0.8	-0.2	-1.9	6.6
Primary services.....		424300-P	-3.0	0.6	0.8	-0.2	-1.9	6.6

See footnotes at end of table.

Table 12. Producer price index percentage changes for the net output of selected industries and their products, not seasonally adjusted — Continued
 [September 2024]

Title ¹	Industry code	Product code	Unadjusted 12-month percent change ²	Unadjusted 1-month percent change ²				
				Sept. 2023 to Sept. 2024 ^P	Apr. to May	May to June ^P	June to July ^P	July to Aug. ^P
Apparel and piece goods merchant wholesalers - Continued								
Apparel wholesaler services.....		424300-1	-3.0	0.6	0.8	-0.2	-1.9	6.6
Wholesaling of apparel.....		424300-11	-2.4	0.7	1.8	-1.2	-2.5	9.6
Wholesaling of footwear, accessories, and all other goods, except apparel.....		424300-12	—	0.3	-2.2	2.8	-0.1	-2.2
Grocery and related product merchant wholesalers.....	4244		14.1	-0.6	8.1	-2.5	-1.8	0.7
Grocery and related product merchant wholesalers.....	42440		14.1	-0.6	8.1	-2.5	-1.8	0.7
Grocery and related product merchant wholesalers.....	424400		14.1	-0.6	8.1	-2.5	-1.8	0.7
Primary services.....		424400-P	14.2	-0.7	8.2	-2.5	-1.8	0.7
Grocery and related product wholesaler services.....		424400-1	14.2	-0.7	8.2	-2.5	-1.8	0.7
Wholesaling of fresh meat, seafood, dairy, and fruits and vegetables.....		424400-11	1.5	1.4	0.1	2.9	-1.9	1.8
Wholesaling of packaged frozen and canned foods.....		424400-12	1.9	-1.7	-1.4	-0.4	0.4	0.9
Wholesaling of baked goods, non-alcoholic beverages, and all other groceries.....		424400-13	17.7	-1.8	4.5	-6.7	-2.9	0.1
Wholesaling of all other goods, except groceries.....		424400-14	65.5	0.8	61.2	-3.9	-2.6	-0.1
Farm product raw material merchant wholesalers.....	4245		15.1	3.4	11.3	-17.6	29.8	0.0
Farm product raw material merchant wholesalers.....	42450		15.1	3.4	11.3	-17.6	29.8	0.0
Farm product raw material merchant wholesalers.....	424500		15.1	3.4	11.3	-17.6	29.8	0.0
Primary services.....		424500-P	16.8	3.6	12.7	-18.5	31.7	0.0
Farm product raw material wholesaler services.....		424500-1	16.8	3.6	12.7	-18.5	31.7	0.0
Wholesaling of grain and field beans.....		424500-11	—	6.9	22.3	-27.9	65.8	—
Wholesaling of all other goods.....		424500-13	-9.9	-0.3	1.6	-5.4	-4.7	0.0
Chemicals and allied products merchant wholesalers.....	4246		1.3	-1.2	1.0	2.8	-1.9	-2.1
Chemicals and allied products merchant wholesalers.....	42460		1.3	-1.2	1.0	2.8	-1.9	-2.1
Chemicals and allied products merchant wholesalers.....	424600		1.3	-1.2	1.0	2.8	-1.9	-2.1
Primary services.....		424600-P	1.4	-1.2	1.3	2.7	-1.9	-2.2
Wholesaling of chemicals, plastics, and allied products.....		424600-1	2.8	-1.5	2.1	3.5	-2.2	-2.7
Wholesaling of all other goods, except chemicals, plastics, and allied products.....		424600-2	-5.1	0.0	-2.1	-1.4	-0.4	0.0
Petroleum and petroleum products merchant wholesalers.....	4247		-5.2	1.8	1.8	-1.0	-2.9	0.0
Petroleum and petroleum products merchant wholesalers.....	42470		-5.2	1.8	1.8	-1.0	-2.9	0.0
Petroleum and petroleum products merchant wholesalers.....	424700		-5.1	1.8	1.8	-0.9	-3.0	0.0
Primary services.....		424700-P	-6.6	1.7	1.8	-2.5	-2.9	0.0
Wholesaling of petroleum products.....		424700-1	-6.5	1.9	1.8	-2.4	-2.9	0.0
Wholesaling of all other goods, except petroleum products.....		424700-2	-10.9	-5.1	1.6	-8.1	-1.7	-0.5
Other receipts.....		424700-SM	—	2.6	-0.6	191.2	-5.8	0.0
Beer, wine, and distilled alcoholic beverage merchant wholesalers.....	4248		4.6	-0.8	-0.3	1.0	-1.6	0.4
Beer, wine, and distilled alcoholic beverage merchant wholesalers.....	42480		4.6	-0.8	-0.3	1.0	-1.6	0.4
Beer, wine, and distilled alcoholic beverage merchant wholesalers.....	424800		4.6	-0.8	-0.3	1.0	-1.6	0.4
Primary services.....		424800-P	4.6	-0.8	-0.3	1.0	-1.6	0.4
Alcoholic beverage wholesaler services.....		424800-1	4.6	-0.8	-0.3	1.0	-1.6	0.4
Wholesaling of beer, wine, and distilled alcoholic beverages.....		424800-11	4.7	-0.7	-0.4	1.0	-1.6	0.5
Wholesaling of all other goods, except alcoholic beverages.....		424800-12	1.5	-1.0	0.9	0.2	-1.8	-0.3
Miscellaneous nondurable goods merchant wholesalers.....	4249		1.2	4.2	2.7	0.0	-4.2	-0.9
Miscellaneous nondurable goods merchant wholesalers.....	42490		1.2	4.2	2.7	0.0	-4.2	-0.9
Miscellaneous nondurable goods merchant wholesalers.....	424900		1.2	4.2	2.7	0.0	-4.2	-0.9
Primary services.....		424900-P	1.3	4.2	2.7	0.0	-4.3	-0.9
Miscellaneous nondurable good wholesaler services.....		424900-1	1.3	4.2	2.7	0.0	-4.3	-0.9
Material recyclers.....	429930		0.5	0.7	-1.5	0.9	-1.7	-0.8
Primary products.....		429930-P	0.7	0.8	-1.8	-0.2	-1.6	-0.9
Ferrous metal scrap.....		429930-1	-5.2	-0.3	-3.7	0.4	-0.4	-0.8
Carbon steel scrap.....		429930-11	-5.4	-0.5	-3.6	0.6	-0.1	-1.0
Heavy melting scrap.....		429930-111	—	-1.3	-3.7	-0.4	0.0	-1.3
Carbon steel scrap bundles.....		429930-112	0.2	0.0	-6.0	2.0	0.0	0.0
Shredded carbon steel scrap.....		429930-113	-5.9	-1.3	-3.6	-0.3	-0.3	-1.0
Cut plate and structural scrap.....		429930-114	-6.2	2.1	-2.8	0.7	0.0	0.0
Stainless and alloy steel scrap.....		429930-12	-0.9	2.1	-4.9	-2.3	-3.2	0.8
Cast iron scrap.....		429930-13	-1.3	—	—	—	-0.7	-0.4
Nonferrous metal scrap.....		429930-2	9.9	8.5	0.3	-0.2	-7.8	0.6
Copper base scrap.....		429930-21	8.9	9.8	-5.8	2.9	-11.2	1.1
No 1 copper wire, heavy.....		429930-211	8.6	10.3	-7.0	3.9	-13.0	1.2

See footnotes at end of table.

Table 12. Producer price index percentage changes for the net output of selected industries and their products, not seasonally adjusted — Continued
 [September 2024]

Title ¹	Industry code	Product code	Unadjusted 12-month percent change ²	Unadjusted 1-month percent change ²				
			Sept. 2023 to Sept. 2024 ^P	Apr. to May	May to June ^P	June to July ^P	July to Aug. ^P	Aug. to Sept. ^P
Material recyclers - Continued								
No 2 copper wire, mixed.....		429930-212	11.6	10.8	-7.3	4.0	-12.0	0.2
Yellow brass scrap.....		429930-213	7.7	7.1	-0.7	-0.7	-5.2	1.7
Used beverage can scrap.....		429930-223	45.8	9.7	2.5	0.6	-3.4	4.1
Other nonferrous scrap (including lead, zinc and precious metals).....		429930-23	0.6	-1.0	-1.0	0.5	-2.3	4.9
Recyclable paper.....		429930-3	-	2.2	0.7	0.1	-	-
News and other low grade recyclable paper.....		429930-31	-	0.0	0.0	0.0	-	-
Corrugated recyclable paper.....		429930-33	-	2.4	1.1	0.0	-	-
High grade recyclable paper (including pulp substitutes and deinking).....		429930-34	-	2.4	0.1	0.5	-	-
Recyclable materials, excluding metals and paper.....		429930-4	-30.2	-1.9	11.7	-10.0	0.6	0.0
Recyclable plastics.....		429930-42	-	-11.4	-5.1	9.1	3.6	-
Other receipts.....		429930-SM1						
Motor vehicle and parts dealers.....	441		-13.1	1.0	-0.1	-2.2	-0.5	0.9
Automobile dealers.....	4411		-19.0	1.1	-1.1	-2.8	-0.9	1.6
New car dealers.....	44111		-19.0	1.1	-1.1	-2.8	-0.9	1.6
New car dealers.....	441110		-21.1	1.4	-1.3	-3.0	-1.2	1.9
Primary services.....		441110-P	-25.7	1.9	-1.8	-3.6	-2.0	2.5
Vehicle sales.....		441110-1	-36.7	2.7	-2.8	-5.9	-3.5	3.9
New vehicle sales.....		441110-101	-40.4	1.7	-0.9	-6.9	-4.8	4.8
Used vehicle sales.....		441110-102	-13.9	7.2	-11.0	-0.8	2.5	0.0
Service labor and parts.....		441110-2	5.7	0.5	0.0	0.6	0.6	0.1
Other receipts.....		441110-SM	-1.7	-0.5	0.3	-1.2	1.2	0.0
Recreational vehicle dealers.....	44121		5.2	19.1	-12.2	7.7	-1.4	-2.0
Recreational vehicle dealers.....	441210		5.2	19.1	-12.2	7.7	-1.4	-2.0
Primary services.....		441210-P	4.9	20.5	-13.6	9.4	-2.6	-2.1
Recreational vehicle dealer services.....		441210-1	4.9	20.5	-13.6	9.4	-2.6	-2.1
Boat dealers.....	441222		-3.1	-8.2	8.6	-13.6	2.5	0.4
Primary services.....		441222-P	-4.0	-9.1	9.4	-14.8	2.8	0.2
Boat dealer services.....		441222-1	-4.0	-9.1	9.4	-14.8	2.8	0.2
Other receipts.....		441222-SM3	5.3	-	-	-	-	-
Automotive parts, accessories and tire retailers.....	4413		1.0	-0.3	2.9	0.4	0.0	-0.5
Automotive parts and accessories retailers.....	44133		0.6	-0.5	0.9	0.0	-0.2	-1.2
Automotive parts and accessories retailers.....	441330		0.6	-0.5	0.9	0.0	-0.2	-1.2
Primary services.....		441330-P	0.6	-0.5	0.9	0.0	-0.2	-1.2
Automotive parts and accessories store services, in-store retailing.....		441330-A	0.6	-0.5	0.9	0.0	-0.2	-1.2
Tire dealers.....	44134		1.4	0.2	7.0	1.2	0.5	0.8
Tire dealers.....	441340		1.4	0.2	7.0	1.2	0.5	0.8
Primary services.....		441340-P	1.4	0.2	7.0	1.2	0.5	0.8
Tire dealer services, in-store retailing.....		441340-A	1.4	0.2	7.0	1.2	0.5	0.8
Building material & garden supply retailers.....	444		1.9	-2.4	0.4	-0.6	1.4	0.4
Building material and supplies dealers.....	4441		2.5	-3.0	0.3	-0.4	0.5	0.5
Building material and supplies dealers.....	44410		2.5	-3.0	0.3	-0.4	0.5	0.5
Building materials and supplies dealers.....	444100		2.5	-3.0	0.3	-0.4	0.5	0.5
Primary services.....		444100-P	2.5	-3.0	0.3	-0.4	0.5	0.5
Building materials and supplies dealer services, in-store retailing.....		444100-A	-0.8	-4.1	0.5	-0.7	0.8	1.2
Retailing of building materials, paint, and hardware.....		444100-A1	-1.4	-5.3	0.8	-1.1	1.0	1.4
Retailing of all other goods.....		444100-A2	1.4	0.2	-0.4	0.7	0.4	0.8
Lawn and garden equip and supplies retailers.....	4442		-0.7	0.6	0.8	-1.2	5.7	-0.4
Nursery, garden, and farm supply retailers.....	44424		-0.7	0.6	0.8	-1.2	5.7	-0.4
Nursery, garden, and farm supply retailers.....	444240		-0.7	0.6	0.8	-1.2	5.7	-0.4
Primary services.....		444240-P	-0.7	0.6	0.8	-1.2	5.7	-0.4
Nursery, garden center, and farm supply store services, in-store retailing.....		444240-A	-0.7	0.6	0.8	-1.2	5.7	-0.4
Food and beverage retailers.....	445		-0.7	1.0	-0.6	-2.0	-0.4	-0.8
Grocery retailers.....	4451		-0.5	1.3	-0.2	-2.2	-0.4	-0.7
Grocery (except convenience) retailers.....	44511		-0.5	1.3	-0.2	-2.2	-0.4	-0.7
Supermarkets and other grocery stores.....	445110		-0.5	1.3	-0.2	-2.2	-0.4	-0.7
Primary services.....		445110-P	-0.5	1.3	-0.2	-2.2	-0.4	-0.7

See footnotes at end of table.

Table 12. Producer price index percentage changes for the net output of selected industries and their products, not seasonally adjusted — Continued
 [September 2024]

Title ¹	Industry code	Product code	Unadjusted 12-month percent change ²	Unadjusted 1-month percent change ²				
				Sept. 2023 to Sept. 2024 ^P	Apr. to May	May to June ^P	June to July ^P	July to Aug. ^P
Supermarkets and other grocery stores - Continued								
Supermarket and other grocery store services.....		445110-3	-0.5	1.3	-0.2	-2.2	-0.4	-0.7
Retailing of food and beverage products.....		445110-32	-0.9	1.4	-0.3	-2.4	-0.4	-0.9
Retailing of fresh meats.....		445110-321	-8.5	0.8	0.0	-4.4	-1.3	1.5
Retailing of fresh fruits and vegetables.....		445110-322	-4.3	0.8	0.2	-1.6	3.8	-4.5
Retailing of bakery products.....		445110-323	3.8	6.5	-0.8	-1.9	0.1	1.4
Retailing of dairy products.....		445110-324	0.2	2.8	-5.7	-0.6	1.3	-2.0
Retailing of deli products.....		445110-325	-3.1	-0.1	-1.1	0.3	-1.9	0.6
Retailing of frozen food products.....		445110-326	-3.0	4.7	-2.9	0.8	1.4	-4.0
Retailing of alcoholic beverages.....		445110-327	4.1	0.9	-2.6	-4.7	1.5	-0.8
Retailing of all other food and beverage products.....		445110-328	3.4	0.9	1.4	-3.1	-2.0	-0.5
Retailing of nonfood products.....		445110-33	1.3	1.0	0.3	-1.3	-0.5	0.4
Retailing of cleaning and paper products.....		445110-331	4.7	3.5	0.5	-3.7	0.2	4.7
Retailing of health and beauty products.....		445110-332	7.6	-0.1	-0.8	-0.9	1.9	-1.5
Retailing of all other nonfood products.....		445110-333	-6.3	1.1	1.4	-0.9	-3.3	0.8
Specialty food retailers.....	4452		-1.6	-0.2	-5.9	-0.6	0.9	-2.9
Specialty food retailers.....	445200		-1.6	-0.2	-5.9	-0.6	0.9	-2.9
Primary services.....		445200-P	-1.6	-0.2	-5.9	-0.6	0.9	-2.9
Specialty food retailer services, in-store retailing.....		445200-A	-1.6	-0.2	-5.9	-0.6	0.9	-2.9
Beer, wine, and liquor retailers.....	4453		-2.0	-1.3	-0.2	-0.7	-0.4	-0.3
Beer, wine, and liquor retailers.....	44532		-2.0	-1.3	-0.2	-0.7	-0.4	-0.3
Beer, wine, and liquor retailers.....	445320		-2.0	-1.3	-0.2	-0.7	-0.4	-0.3
Primary services.....		445320-P	-2.0	-1.3	-0.2	-0.7	-0.4	-0.3
Beer, wine, and liquor retailer services, in-store retailing.....		445320-A	-2.0	-1.3	-0.2	-0.7	-0.4	-0.3
Retailing of beer, wine, and liquor.....		445320-A1	-2.3	-1.8	-0.2	-0.9	-0.6	0.6
Retailing of all other goods and sales of prepared foods.....		445320-A2	-0.6	1.4	-0.1	0.5	0.2	-4.9
Furniture, home furnishings, electronics, and appliance retailers.....	449		0.6	1.0	0.1	0.6	-0.2	0.2
Furniture and Home Furnishings Retailers.....	4491		1.6	1.3	0.4	-0.4	-0.4	1.1
Furniture retailers.....	44911		0.0	0.5	-0.2	-0.6	0.2	1.6
Furniture retailers.....	449110		0.0	0.5	-0.2	-0.6	0.2	1.6
Primary services.....		449110-P	0.0	0.5	-0.2	-0.6	0.2	1.7
Furniture retailer services, in-store retailing.....		449110-A	0.0	0.5	-0.2	-0.6	0.2	1.7
Other receipts.....		449110-SM	2.0	0.7	1.2	-0.2	0.8	0.6
Floor covering retailers.....	44912		6.2	3.7	2.0	0.1	-2.1	-0.4
Floor covering retailers.....	449121		6.2	3.7	2.0	0.1	-2.1	-0.4
Primary services.....		449121-P	6.2	3.7	2.0	0.1	-2.1	-0.4
Floor covering retailer services, in-store retailing.....		449121-A	6.2	3.7	2.0	0.1	-2.1	-0.4
Electronics and appliance retailers.....	4492		-1.3	0.3	-0.5	2.6	0.0	-1.3
Electronics and appliance retailers.....	44921		-1.3	0.3	-0.5	2.6	0.0	-1.3
Electronics and appliance retailers.....	449210		-1.3	0.3	-0.5	2.6	0.0	-1.3
Primary products.....		449210-P	-1.3	0.3	-0.5	2.6	0.0	-1.3
Electronics and appliance retailers services, in-store retailing.....		449210-A	2.1	0.8	-0.1	2.8	0.4	-1.9
Retailing of entertainment and communication products.....		449210-A1	6.4	0.0	0.4	1.1	1.2	-2.1
Retailing of computers, hardware, software, and supplies.....		449210-A2	7.6	0.0	0.0	4.6	-1.5	-2.1
Retailing of major household appliances.....		449210-A3	-12.4	8.5	-1.1	-1.9	0.4	-0.7
Retailing of all other goods.....		449210-A4	-13.3	4.2	-1.4	3.2	2.2	-1.4
Electronic and appliance retailers services, online retailing.....		449210-B	-8.0	-0.9	-1.4	2.2	-0.8	0.1
General merchandise retailers.....	455		3.0	0.6	-0.2	-1.4	-0.9	0.4
Department stores.....	4551		2.1	3.1	-1.0	-3.4	-4.0	3.6
Department stores.....	45511		2.1	3.1	-1.0	-3.4	-4.0	3.6
Department stores.....	455110		2.1	3.1	-1.0	-3.4	-4.0	3.6
Primary services.....		455110-P	2.1	3.1	-1.0	-3.4	-4.0	3.6
Department store services, in-store retailing.....		455110-A	-0.2	4.3	-1.2	-0.4	-8.2	0.0
Retailing of apparel.....		455110-A1	-	-3.8	-5.1	-0.3	0.2	0.3
Retailing of all other goods.....		455110-A2	-	9.7	1.4	-0.4	-13.3	-0.3
Department store services, online retailing.....		455110-B	6.5	0.7	-0.5	-9.9	5.9	10.7
Other general merchandise retailers.....	4552		3.2	0.2	0.0	-1.0	-0.3	-0.2
Other general merchandise retailers.....	45521		3.2	0.2	0.0	-1.0	-0.3	-0.2

See footnotes at end of table.

Table 12. Producer price index percentage changes for the net output of selected industries and their products, not seasonally adjusted — Continued
 [September 2024]

Title ¹	Industry code	Product code	Unadjusted 12-month percent change ²	Unadjusted 1-month percent change ²				
			Sept. 2023 to Sept. 2024 ^P	Apr. to May	May to June ^P	June to July ^P	July to Aug. ^P	Aug. to Sept. ^P
Warehouse clubs, supercenters, and other general merchandise retailers.....	455210		3.2	0.2	0.0	-1.0	-0.3	-0.2
Primary services.....		455210-P	3.2	0.2	0.0	-1.0	-0.3	-0.2
Warehouse clubs, supercenters, and other general merch. retailer services, in-store retailing.....		455210-A	0.1	0.3	0.0	-2.2	-0.7	-0.3
Warehouse clubs and supercenters.....		455210-A1	-0.1	0.4	-0.1	-2.4	-0.8	-0.4
All other general merchandise stores.....		455210-A2	1.8	0.0	0.1	-0.1	0.0	0.0
Health and personal care retailers.....	456		-3.4	-0.5	0.3	0.1	-1.6	0.3
Health and personal care retailers.....	4561		-3.4	-0.5	0.3	0.1	-1.6	0.3
Pharmacies and drug retailers.....	45611		-5.2	-0.6	0.8	0.4	-1.9	-0.1
Pharmacies and drug retailers.....	456110		-5.2	-0.6	0.8	0.4	-1.9	-0.1
Primary services.....		456110-P	-5.2	-0.6	0.8	0.4	-1.9	-0.1
Pharmacy and drug retailer services, in-store retailing.....		456110-A	-7.0	-1.0	1.2	0.7	-3.0	-0.1
Retailing of prescription drugs.....		456110-A1	-11.5	-1.1	0.5	1.0	-5.2	-0.1
Retailing of over-the-counter drugs and all other goods.....		456110-A2	4.1	-0.7	3.1	0.0	2.3	0.0
Retailing of over-the-counter drugs.....		456110-A21	-13.7	-4.8	-0.1	0.0	0.0	0.0
Retailing of all other goods.....		456110-A22	11.1	0.7	4.2	0.0	3.0	0.0
Optical goods retailers.....	45613		17.6	-0.1	-2.2	-2.5	0.0	4.4
Optical goods retailers.....	456130		17.1	-0.1	-2.2	-2.5	0.0	4.3
Primary services.....		456130-P	19.8	-0.1	-2.5	-2.8	0.0	4.9
Optical goods retailer services, in-store retailing.....		456130-A	19.8	-0.1	-2.5	-2.8	0.0	4.9
Food (health) supplement retailers.....	456191		0.1	0.2	-3.3	-1.6	0.7	0.5
Primary services.....		456191-P	0.1	0.2	-3.3	-1.6	0.7	0.5
Food (health) supplement store services, in-store retailing.....		456191-A	0.1	0.2	-3.3	-1.6	0.7	0.5
Gasoline Stations and Fuel Dealers.....	457		21.3	10.1	2.5	-3.7	10.8	1.2
Gasoline stations.....	4571		21.2	11.8	3.9	-4.4	12.6	1.3
Gasoline stations.....	45710		21.2	11.8	3.9	-4.4	12.6	1.3
Gasoline stations.....	457100		21.3	11.8	3.9	-4.4	12.6	1.3
Primary products.....		457100-P	22.1	12.1	4.1	-4.5	13.1	1.4
Gasoline station services.....		457100-1	22.1	12.1	4.1	-4.5	13.1	1.4
Retailing of automotive fuels and lubricants.....		457100-11	32.1	17.8	6.6	-7.5	21.2	1.3
Retailing of all other goods, sales of prepared foods, and repair services.....		457100-12	3.7	2.4	-0.8	1.7	-2.4	1.6
Fuel dealers.....	4572		23.2	1.8	-6.1	0.2	-0.5	0.4
Fuel dealers.....	45721		23.2	1.8	-6.1	0.2	-0.5	0.4
Fuel dealers.....	457210		23.2	1.8	-6.1	0.2	-0.5	0.4
Primary services.....		457210-P	23.4	1.8	-6.1	0.2	-0.5	0.4
Fuel Dealer Services.....		457210-1	23.4	1.8	-6.1	0.2	-0.5	0.4
Clothing and clothing accessories retailers.....	458		-3.9	-1.7	-3.1	-7.0	7.1	3.1
Clothing retailers.....	4581		-8.0	0.5	-4.1	-9.7	5.0	4.5
Clothing retailers.....	45811		-8.0	0.5	-4.1	-9.7	5.0	4.5
Clothing and clothing accessories retailers.....	458110		-8.0	0.5	-4.1	-9.7	5.0	4.5
Primary services.....		458110-P	-8.0	0.5	-4.1	-9.7	5.0	4.5
Clothing and clothing accessories retailer services, in-store retailing.....		458110-A	-10.3	0.3	-3.5	-9.7	3.9	2.7
Retailing of apparel.....		458110-A1	-7.6	-1.7	-2.2	-7.7	2.6	4.6
Retailing of men's apparel.....		458110-A11	-3.2	3.4	-6.5	1.2	-0.4	4.3
Retailing of women's apparel.....		458110-A12	-11.8	-3.6	-0.7	-11.4	0.9	4.2
Retailing of children's apparel.....		458110-A13	1.3	-3.4	1.2	-9.0	17.0	6.9
Retailing of all other goods.....		458110-A2	-18.1	5.8	-7.0	-15.4	8.1	-2.8
Shoe retailers.....	4582		-1.7	-8.6	-3.5	-4.8	21.3	2.4
Shoe retailers.....	45821		-1.7	-8.6	-3.5	-4.8	21.3	2.4
Shoe retailers.....	458210		-1.7	-8.6	-3.5	-4.8	21.3	2.4
Primary services.....		458210-P	-1.7	-8.6	-3.5	-4.8	21.3	2.4
Shoe retailer services, in-store retailing.....		458210-A	-1.7	-8.6	-3.5	-4.8	21.3	2.4
Jewelry retailers.....	4583		7.6	-2.4	0.9	-0.7	0.0	-0.6
Jewelry retailers.....	45831		7.6	-2.4	0.9	-0.7	0.0	-0.6
Jewelry retailers.....	458310		7.6	-2.4	0.9	-0.7	0.0	-0.6
Primary services.....		458310-P	7.6	-2.4	0.9	-0.7	0.0	-0.6
Jewelry retailer services, in-store retailing.....		458310-A	7.9	-2.9	1.1	-0.8	0.0	-0.9

See footnotes at end of table.

Table 12. Producer price index percentage changes for the net output of selected industries and their products, not seasonally adjusted — Continued
 [September 2024]

Title ¹	Industry code	Product code	Unadjusted 12-month percent change ²	Unadjusted 1-month percent change ²				
				Sept. 2023 to Sept. 2024 ^P	Apr. to May	May to June ^P	June to July ^P	July to Aug. ^P
Sporting goods and hobby retailers.....	4591		3.9	7.2	-4.1	3.1	2.6	-4.8
Sporting goods retailers.....	45911		4.1	9.7	-5.7	4.3	3.4	-6.5
Sporting goods retailers.....	459110		4.1	9.7	-5.7	4.3	3.4	-6.5
Primary services.....		459110-P	4.2	9.9	-5.8	4.4	3.4	-6.6
Sporting goods store services, in-store retailing.....		459110-A	1.3	13.8	-7.9	6.2	4.2	-9.0
Retailing of sporting goods.....		459110-A1	-1.5	4.1	-6.7	1.6	2.3	-4.6
Retailing of all other goods.....		459110-A2	-	-	-9.5	12.4	6.5	-14.1
Hobby, toy, and game retailers.....	45912		3.4	0.5	0.5	-0.4	0.6	-0.1
Hobby, toy, and game retailers.....	459120		3.4	0.5	0.5	-0.4	0.6	-0.1
Primary services.....		459120-P	3.4	0.5	0.5	-0.4	0.6	-0.1
Hobby, toy, and game store services, in-store retailing.....		459120-A	-0.4	0.0	0.0	-0.1	0.0	0.0
Retailing of hobby and craft goods, toys, and games (including video games) ..		459120-A1	-0.4	0.0	0.0	-0.2	0.0	0.0
Retailing of all other goods.....		459120-A2	-0.3	0.0	0.0	0.0	0.0	0.0
Book retailers and news dealers.....	4592		0.5	-0.9	1.6	-0.7	0.5	0.0
Book retailers and news dealers.....	45921		0.5	-0.9	1.6	-0.7	0.5	0.0
Book retailers and news dealers.....	459210		0.5	-0.9	1.6	-0.7	0.5	0.0
Primary services.....		459210-P	0.5	-0.9	1.6	-0.7	0.5	0.0
Book retailer and news dealer services, in-store retailing.....		459210-A	0.7	-1.2	2.1	-1.0	0.6	0.0
Retailing of books.....		459210-A1	1.1	-1.7	2.8	-1.3	1.1	0.1
Retailing of all other goods.....		459210-A2	-0.6	0.0	0.3	0.0	-0.6	0.0
Office supplies, stationery, and gift retailers.....	4594		0.4	0.9	0.0	-1.6	0.3	0.0
Office supplies, stationery, and gift retailers.....	45940		0.4	0.9	0.0	-1.6	0.3	0.0
Office supplies, stationery, and gift retailers.....	459400		0.4	0.9	0.0	-1.6	0.3	0.0
Primary services.....		459400-P	0.4	0.9	0.0	-1.6	0.3	0.0
Office supplies, stationery, and gift retailer services, in-store retailing.....		459400-A	0.5	1.3	0.1	-2.4	0.4	0.0
Air transportation.....	481		0.6	-5.0	4.4	-1.5	-3.0	-2.4
Scheduled air transportation.....	4811		0.5	-5.5	4.9	-1.7	-3.3	-2.6
Scheduled air transportation.....	48111		0.5	-5.5	4.9	-1.7	-3.3	-2.6
Scheduled passenger air transportation.....	481111		0.6	-5.7	5.1	-1.7	-3.3	-2.8
Primary services.....		481111-P	0.6	-5.7	5.1	-1.7	-3.3	-2.8
Domestic.....		481111-1	2.8	-3.6	0.5	-1.9	-2.1	0.5
Domestic first class, including business.....		481111-101	-0.4	0.9	-6.2	-8.3	-0.5	9.0
Domestic coach.....		481111-102	3.1	-3.9	1.1	-1.3	-2.2	-0.1
International.....		481111-2	-5.5	-11.4	18.5	-1.3	-6.4	-11.7
International first class, including business.....		481111-201	-12.5	-12.3	12.8	-11.0	-2.9	2.5
International coach.....		481111-202	-4.7	-11.3	19.2	-0.3	-6.7	-13.0
Scheduled freight air transportation.....	481112		-2.4	-1.1	0.5	-0.3	-2.2	2.5
Primary services.....		481112-P	1.4	-0.4	1.4	-1.1	0.0	2.0
Scheduled freight air transportation services.....		481112-1	1.4	-0.4	1.6	-1.3	0.0	2.0
Domestic scheduled freight air transportation services.....		481112-101	-5.0	0.1	1.7	-2.8	-0.7	0.3
International scheduled freight air transportation services.....		481112-102	7.1	-0.8	1.6	-0.1	0.6	3.4
Scheduled mail air transportation services.....		481112-2	0.5	-1.2	-3.0	2.0	-0.3	1.1
Nonscheduled air transportation.....	4812		1.4	-0.6	0.1	-0.2	-0.2	0.0
Nonscheduled air transportation.....	48121		1.4	-0.6	0.1	-0.2	-0.2	0.0
Nonscheduled air passenger chartering.....	481211		2.5	-0.1	0.0	0.0	0.0	0.0
Primary services.....		481211-P	2.7	-0.1	0.0	0.0	0.0	0.0
Domestic nonscheduled air passenger services.....		481211-1	3.2	-0.1	0.0	0.0	0.0	0.0
International nonscheduled air passenger services.....		481211-2	0.6	0.0	0.0	0.0	0.0	0.0
Nonscheduled air freight chartering.....	481212		-1.6	-2.0	0.3	-0.7	-0.7	0.0
Primary services.....		481212-P	-1.5	-2.1	0.0	-0.6	-0.4	0.0
Domestic nonscheduled air freight services.....		481212-1	-0.8	0.0	0.0	-0.6	0.0	0.0
International nonscheduled air freight services.....		481212-2	-2.8	-5.8	0.1	-0.5	-1.2	0.0
Other receipts.....		481212-SM	-	-	7.4	-4.1	-8.3	0.0
Rail transportation.....	482		2.9	0.2	0.0	0.6	-0.1	0.3
Rail transportation.....	4821		2.9	0.2	0.0	0.6	-0.1	0.3
Rail transportation.....	48211		2.9	0.2	0.0	0.6	-0.1	0.3
Line-haul railroads.....	482111		2.9	0.2	0.0	0.6	-0.1	0.3

See footnotes at end of table.

Table 12. Producer price index percentage changes for the net output of selected industries and their products, not seasonally adjusted — Continued
 [September 2024]

Title ¹	Industry code	Product code	Unadjusted 12-month percent change ²	Unadjusted 1-month percent change ²				
				Sept. 2023 to Sept. 2024 ^P	Apr. to May	May to June ^P	June to July ^P	July to Aug. ^P
Line-haul railroads - Continued								
Primary services.....		482111-P	2.9	0.2	0.0	0.6	-0.1	0.3
Freight rail transportation.....		482111-4	3.0	0.2	0.0	0.6	-0.1	0.3
Carload freight rail transportation.....		482111-411	4.3	0.0	0.0	0.5	0.0	0.3
Intermodal freight rail transportation.....		482111-412	-2.5	0.8	-0.3	1.0	-0.5	0.2
Passenger rail transportation.....		482111-5	0.0	0.0	0.0	0.0	0.0	0.0
Coach service class.....		482111-506	0.0	0.0	0.0	0.0	0.0	0.0
All other service classes.....		482111-507	0.0	0.0	0.0	0.0	0.0	0.0
Water transportation.....	483		1.2	2.0	0.8	0.7	-1.6	0.5
Deep sea freight transportation.....	483111		-3.2	3.5	2.2	1.2	-4.0	1.7
Primary services.....		483111-P	-3.2	3.5	2.2	1.2	-4.0	1.7
Deep sea freight transportation services.....		483111-5	-3.2	3.5	2.2	1.2	-4.0	1.7
Coastal and Great Lakes freight transport.....	483113		4.9	1.4	0.0	0.2	0.0	0.0
Primary services.....		483113-P	4.8	1.4	0.0	0.2	0.0	0.0
Coastal and intercoastal freight transportation.....		483113-1	5.5	2.3	0.1	0.1	0.1	0.0
Great Lakes - St. Lawrence Seaway freight transportation.....		483113-2	0.3	-0.5	-0.6	0.5	-0.2	-0.6
Coastal and intercoastal towing transportation.....		483113-3	4.9	-0.1	-0.1	0.3	-0.3	0.1
Inland water transportation.....	4832		3.4	0.3	-0.2	1.1	0.3	-1.1
Inland water transportation.....	48321		3.4	0.3	-0.2	1.1	0.3	-1.1
Inland water freight transportation.....	483211		3.4	0.3	-0.2	1.1	0.3	-1.1
Primary services.....		483211-P	3.5	0.4	-0.2	1.1	0.3	-1.1
Inland water freight transportation services.....		483211-3	3.5	0.4	-0.2	1.1	0.3	-1.1
Truck transportation.....	484		-0.3	1.8	-0.1	2.3	-2.8	-0.2
General freight trucking.....	4841		-0.1	2.4	0.0	2.8	-3.7	-0.2
General freight trucking, local.....	48411		6.8	-0.6	-0.2	0.8	0.6	0.0
General freight trucking, local.....	484110		6.8	-0.6	-0.2	0.8	0.6	0.0
Primary services.....		484110-P	4.1	-0.7	-0.4	0.3	1.2	0.0
General freight trucking services, local.....		484110-1	4.1	-0.7	-0.4	0.3	1.2	0.0
General freight trucking, local, truckload.....		484110-15	1.7	-0.7	-0.6	0.5	1.7	0.0
General freight trucking, local, less than truckload.....		484110-16	8.8	-0.7	0.0	0.1	0.5	0.0
General freight trucking, long-distance.....	48412		-1.9	3.2	0.0	3.4	-5.0	-0.2
General freight trucking, long-distance TL.....	484121		-2.7	5.0	0.6	3.9	-6.5	-0.2
Primary services.....		484121-P	-2.1	-1.2	-0.1	2.3	-0.5	-0.2
General freight trucking, long-distance, truckload.....		484121-2	-2.1	-1.2	-0.1	2.3	-0.5	-0.2
General freight trucking, long-distance LTL.....	484122		0.1	-0.9	-1.2	2.4	-1.5	-0.3
Primary services.....		484122-P	0.1	-0.9	-1.2	2.4	-1.5	-0.3
General freight trucking, long-distance less than truckload.....		484122-1	0.1	-0.9	-1.2	2.4	-1.5	-0.3
Specialized freight trucking.....	4842		-1.1	0.2	-0.1	0.6	-0.2	-0.2
Used household and office goods moving.....	48421		-0.2	1.3	0.2	-0.4	-0.2	-0.2
Used household and office goods moving.....	484210		-0.2	1.3	0.2	-0.4	-0.2	-0.2
Primary services.....		484210-P	-0.2	1.3	0.2	-0.4	-0.2	-0.2
Used household and office goods moving, except local.....		484210-2	-0.7	2.4	0.3	-0.6	-0.3	-0.3
Residential moving services, except local.....		484210-21	-0.5	2.8	0.6	-0.7	-0.3	-0.2
Commercial and other goods moving services, except local.....		484210-22	-1.4	0.0	-1.5	0.1	0.0	-1.1
Used household and office goods moving, local.....		484210-4	0.8	-0.9	0.0	0.0	0.0	0.0
Residential moving services, local.....		484210-41	0.6	-0.9	0.0	0.0	0.0	0.0
Commercial and other goods moving services, local.....		484210-42	1.7	-0.6	0.0	0.0	0.0	0.0
Specialized freight (except used) trucking, local.....	48422		2.3	0.0	-0.2	0.0	0.0	0.0
Specialized freight (except used goods) trucking, local.....	484220		2.3	0.0	-0.2	0.0	0.0	0.0
Primary services.....		484220-P	2.9	0.0	-0.3	0.0	0.0	0.0
Specialized freight (except used goods) trucking, local.....		484220-6	2.9	0.0	-0.3	0.0	0.0	0.0
Local hazardous materials trucking (except waste).....		484220-601	-2.0	0.0	0.0	0.0	0.0	0.0
Local agricultural products trucking without storage.....		484220-602	-1.5	0.0	-2.0	0.0	0.0	0.0
Dump trucking.....		484220-603	4.4	0.0	0.0	0.0	0.0	0.0
Local specialized trucking without storage.....		484220-604	3.0	0.0	0.0	0.0	0.0	0.0
Specialized freight (except used) trucking, long-distance.....	48423		-5.0	-0.1	-0.2	1.6	-0.4	-0.5
Specialized freight (except used goods) trucking, long-distance.....	484230		-5.0	-0.1	-0.2	1.6	-0.4	-0.5
Primary services.....		484230-P	-5.5	-0.1	-0.1	1.8	-0.4	-0.6

See footnotes at end of table.

Table 12. Producer price index percentage changes for the net output of selected industries and their products, not seasonally adjusted — Continued
 [September 2024]

Title ¹	Industry code	Product code	Unadjusted 12-month percent change ²	Unadjusted 1-month percent change ²					
				Sept. 2023 to Sept. 2024 ^P	Apr. to May	May to June ^P	June to July ^P	July to Aug. ^P	Aug. to Sept. ^P
Specialized freight (except used goods) trucking, long-distance - Continued									
Specialized freight (except used goods) trucking, long-distance.....		484230-6	-5.5	-0.1	-0.1	1.8	-0.4	-0.6	
Agricultural products trucking, long-distance.....		484230-602	4.2	-0.4	0.7	9.3	-0.6	-1.2	
All other specialized trucking, long-distance.....		484230-603	-7.1	0.0	-0.2	0.5	-0.4	-0.5	
Pipeline Transportation.....	486		0.3	0.1	0.0	0.9	-0.1	0.0	
Pipeline transportation of crude oil.....	4861		3.6	0.3	0.0	2.2	0.1	0.2	
Pipeline transportation of crude oil.....	48611		3.6	0.3	0.0	2.2	0.1	0.2	
Pipeline transportation of crude oil.....	486110		3.6	0.3	0.0	2.2	0.1	0.2	
Primary services.....		486110-P	3.7	0.3	0.0	2.2	0.1	0.2	
Pipeline transportation of crude oil.....		486110-3	3.7	0.3	0.0	2.2	0.1	0.2	
Trans-Alaskan Pipeline System transportation.....		486110-311	10.5	0.0	0.0	11.2	0.0	0.0	
Pipeline transportation of crude petroleum, except on the Trans-Alaskan Pipeline System.....		486110-312	3.3	0.3	0.0	1.7	0.1	0.2	
Pipeline transportation of natural gas.....	4862		-1.7	0.0	0.0	0.1	-0.4	0.0	
Pipeline transportation of natural gas.....	48621		-1.7	0.0	0.0	0.1	-0.4	0.0	
Pipeline transportation of natural gas.....	486210		-1.7	0.0	0.0	0.1	-0.4	0.0	
Primary services.....		486210-P	-1.7	0.0	0.0	0.1	-0.4	0.0	
Pipeline transportation of natural gas services.....		486210-1	-1.7	0.0	0.0	0.1	-0.4	0.0	
Other pipeline transportation.....	4869		2.0	0.0	0.0	1.4	0.4	0.0	
Pipeline transportation of refined petroleum products.....	48691		2.0	0.0	0.0	1.4	0.4	0.0	
Refined petroleum product pipeline transport.....	486910		2.0	0.0	0.0	1.4	0.4	0.0	
Primary services.....		486910-P	2.0	0.0	0.0	1.4	0.4	0.0	
Pipeline transportation of refined petroleum products.....		486910-1	2.0	0.0	0.0	1.4	0.4	0.0	
Transportation support activities.....	488		8.3	2.9	0.1	0.7	-1.5	-0.1	
Air transportation support activities.....	4881		8.1	1.2	0.9	2.0	0.1	0.0	
Airport operations.....	48811		8.5	1.7	1.5	3.3	0.1	0.0	
Other airport operations.....	488119		8.5	1.7	1.5	3.3	0.1	0.0	
Primary services.....		488119-P	8.5	1.7	1.5	3.3	0.1	0.0	
Aeronautical services.....		488119-5	7.7	0.1	0.0	3.8	0.4	0.0	
Landing fees.....		488119-501	6.0	0.0	0.0	2.3	0.3	0.0	
Terminal rental.....		488119-502	12.8	0.2	0.0	6.1	0.7	0.0	
Other aeronautical services.....		488119-503	-0.5	0.0	0.0	0.6	0.0	0.0	
Non-aeronautical services.....		488119-6	9.3	3.5	3.0	2.9	-0.2	0.0	
Airport parking.....		488119-601	6.1	1.0	0.0	0.1	0.0	0.0	
Lease space for rental cars.....		488119-602	16.7	7.9	9.4	13.8	0.1	0.0	
Lease space for concessions.....		488119-603	10.1	9.4	5.9	-3.3	-1.5	0.0	
Other non-aeronautical services.....		488119-604	6.2	0.2	0.3	0.5	0.0	0.0	
Other air transportation support activities.....	48819		7.5	0.4	0.0	-0.1	0.0	0.0	
Other support activities for air transport.....	488190		7.5	0.4	0.0	-0.1	0.0	0.0	
Primary services.....		488190-P	7.8	0.5	0.0	-0.1	0.0	0.0	
Other air transportation support activities.....		488190-5	7.8	0.5	0.0	-0.1	0.0	0.0	
Water transportation support activities.....	4883		6.9	0.3	0.1	1.2	0.8	0.0	
Port and harbor operations.....	48831		4.4	-0.4	0.8	0.6	-0.2	0.0	
Port and harbor operations.....	488310		4.4	-0.4	0.8	0.6	-0.2	0.0	
Primary services.....		488310-P	4.9	-0.4	0.9	0.7	-0.3	0.0	
Port and harbor services.....		488310-1	4.9	-0.4	0.9	0.7	-0.3	0.0	
Marine cargo handling.....	48832		6.7	0.3	0.0	0.0	1.5	0.0	
Marine cargo handling.....	488320		6.7	0.3	0.0	0.0	1.5	0.0	
Primary services.....		488320-P	6.7	0.3	0.0	0.0	1.5	0.0	
Movement of containers.....		488320-8	6.9	0.1	0.0	0.0	1.6	0.0	
Other marine cargo handling.....		488320-9	5.9	1.6	0.0	0.0	1.0	0.0	
Navigational services to shipping.....	48833		9.5	0.8	-0.2	4.1	0.4	0.0	
Navigational services to shipping.....	488330		9.5	0.8	-0.2	4.1	0.4	0.0	
Primary services.....		488330-P	10.0	0.9	-0.2	4.4	0.4	-0.1	
Navigational services to shipping and salvage.....		488330-1	10.0	0.9	-0.2	4.4	0.4	-0.1	
Freight transportation arrangement.....	4885		9.2	5.0	-0.5	-0.4	-3.5	-0.1	
Freight transportation arrangement.....	48851		9.2	5.0	-0.5	-0.4	-3.5	-0.1	

See footnotes at end of table.

Table 12. Producer price index percentage changes for the net output of selected industries and their products, not seasonally adjusted — Continued
 [September 2024]

Title ¹	Industry code	Product code	Unadjusted 12-month percent change ²	Unadjusted 1-month percent change ²				
			Sept. 2023 to Sept. 2024 ^P	Apr. to May	May to June ^P	June to July ^P	July to Aug. ^P	Aug. to Sept. ^P
Freight transportation arrangement.....	488510		9.2	5.0	-0.5	-0.4	-3.5	-0.1
Primary services.....		488510-P	9.7	5.4	-0.4	-0.5	-3.7	-0.2
Freight forwarding.....		488510-1	-11.3	0.7	0.0	0.0	-9.0	-0.4
Arrangement of freight and cargo n.e.c.....		488510-2	29.8	9.1	-0.7	-0.8	0.0	0.0
U.S. Postal Service.....	491		9.4	0.0	0.0	0.0	6.1	0.0
U.S. Postal Service.....	4911		9.4	0.0	0.0	0.0	6.1	0.0
U.S. Postal Service.....	49111		9.4	0.0	0.0	0.0	6.1	0.0
U.S. Postal Service.....	491110		9.4	0.0	0.0	0.0	6.1	0.0
Primary services.....		491110-P	9.4	0.0	0.0	0.0	6.1	0.0
Mailing services (market dominant services).....		491110-7	10.2	0.0	0.0	0.0	7.5	0.0
First class mail.....		491110-71	10.0	0.0	0.0	0.0	7.5	0.0
Retail letters.....		491110-711	10.7	0.0	0.0	0.0	7.4	0.0
Commercial letters.....		491110-712	10.0	0.0	0.0	0.0	8.0	0.0
Retail and commercial flats.....		491110-713	10.1	0.0	0.0	0.0	8.2	0.0
Other first class mail and fees.....		491110-714	7.7	0.0	0.0	0.0	4.0	0.0
Periodicals mail.....		491110-72	11.3	0.0	0.0	0.0	9.5	0.0
Outside county.....		491110-721	11.3	0.0	0.0	0.0	9.5	0.0
Other periodicals mail and fees.....		491110-722	12.3	0.0	0.0	0.0	8.7	0.0
Standard class mail.....		491110-73	10.6	0.0	0.0	0.0	7.4	0.0
High density and saturation flats and parcels.....		491110-731	10.6	0.0	0.0	0.0	7.9	0.0
Carrier route basic mail.....		491110-732	14.2	0.0	0.0	0.0	9.7	0.0
Bulk letters.....		491110-733	6.9	0.0	0.0	0.0	5.7	0.0
Bulk flats.....		491110-734	14.5	0.0	0.0	0.0	10.9	0.0
Other standard mail and fees.....		491110-735	21.3	0.0	0.0	0.0	9.1	0.0
Package services mail.....		491110-74	10.3	0.0	0.0	0.0	8.4	0.0
Special services and fees.....		491110-75	9.0	0.0	0.0	0.0	6.8	0.0
Shipping services (competitive services).....		491110-8	7.5	0.0	0.0	0.0	2.5	0.0
Domestic priority mail.....		491110-81	3.9	0.0	0.0	0.0	0.0	0.0
Other shipping services and shipping special services & fees.....		491110-82	10.0	0.0	0.0	0.0	4.4	0.0
Couriers and messengers.....	492		5.1	0.2	-0.2	0.2	-0.3	0.1
Couriers and express delivery services.....	4921		5.4	0.2	-0.2	0.2	-0.3	0.1
Couriers and express delivery services.....	49211		5.4	0.2	-0.2	0.2	-0.3	0.1
Couriers and express delivery services.....	492110		5.4	0.2	-0.2	0.2	-0.3	0.1
Primary services.....		492110-P	5.4	0.2	-0.2	0.2	-0.3	0.1
Standard courier services.....		492110-1	6.2	0.2	0.1	-0.2	0.0	0.1
Expedited courier services.....		492110-2	3.9	0.1	-0.7	0.9	-0.8	0.2
Domestic expedited courier services.....		492110-201	4.5	0.2	-0.7	0.9	-0.8	0.2
International expedited courier services.....		492110-202	2.5	-0.1	-0.7	0.8	-0.8	0.2
Local messengers and local delivery.....	4922		0.0	0.0	0.0	0.0	0.0	0.0
Local messengers and local delivery.....	49221		0.0	0.0	0.0	0.0	0.0	0.0
Local messengers and local delivery.....	492210		0.0	0.0	0.0	0.0	0.0	0.0
Primary services.....		492210-P	0.0	0.0	0.0	0.0	0.0	0.0
Local messengers and local delivery services.....		492210-1	0.0	0.0	0.0	0.0	0.0	0.0
Warehousing and storage.....	493		3.8	-0.9	-0.8	0.7	-1.3	0.2
Warehousing and storage.....	4931		3.8	-0.9	-0.8	0.7	-1.3	0.2
General warehousing and storage.....	49311		4.4	-1.1	-1.6	0.9	-1.2	0.2
General warehousing and storage.....	493110		4.4	-1.1	-1.6	0.9	-1.2	0.2
Primary services.....		493110-P	4.4	-1.1	-1.6	0.9	-1.2	0.2
General warehousing and storage services.....		493110-1	4.4	-1.1	-1.6	0.9	-1.2	0.2
Refrigerated warehousing and storage.....	49312		1.7	0.1	2.9	-0.2	-1.8	0.5
Refrigerated warehousing and storage.....	493120		1.7	0.1	2.9	-0.2	-1.8	0.5
Primary services.....		493120-P	1.7	0.1	2.9	-0.2	-1.8	0.5
Warehousing and storage of refrigerated goods.....		493120-2	1.7	0.1	2.9	-0.2	-1.8	0.5
Farm product warehousing and storage.....	49313		0.5	0.0	0.0	0.0	0.6	0.1
Farm product warehousing and storage.....	493130		0.5	0.0	0.0	0.0	0.6	0.1
Primary services.....		493130-P	0.7	0.0	0.0	0.0	0.6	0.0
Farm product warehousing and storage services.....		493130-1	0.7	0.0	0.0	0.0	0.6	0.0
Publishing industries.....	513		5.2	0.5	0.2	1.5	-0.4	0.4

See footnotes at end of table.

Table 12. Producer price index percentage changes for the net output of selected industries and their products, not seasonally adjusted — Continued
 [September 2024]

Title ¹	Industry code	Product code	Unadjusted 12-month percent change ²	Unadjusted 1-month percent change ²				
			Sept. 2023 to Sept. 2024 ^P	Apr. to May	May to June ^P	June to July ^P	July to Aug. ^P	Aug. to Sept. ^P
Newspaper, book, and directory publishers.....	5131		4.9	0.5	0.8	0.6	-0.1	0.0
Newspaper publishers.....	51311		3.6	0.1	2.2	0.0	-1.1	0.0
Newspaper publishers.....	513110		3.6	0.1	2.2	0.0	-1.1	0.0
Primary services.....		513110-P	3.6	0.1	2.2	0.0	-1.1	0.0
Newspaper publishing.....		513110-1	3.6	0.1	2.2	0.0	-1.1	0.0
Newspaper publishing from print publishers.....		513110-11	3.6	0.1	2.2	0.0	-1.1	0.0
Newspaper advertising sales.....		513110-111	-4.0	0.2	0.0	0.0	-3.8	0.0
Newspaper advertising sales, print only.....		513110-1111	-4.8	0.3	0.0	0.0	-4.7	0.0
Newspaper advertising sales, digital only and print and digital bundled.....		513110-1112	0.0	0.0	0.0	0.0	0.0	0.0
Newspaper subscription and single copy sales.....		513110-112	6.9	0.0	3.1	0.0	0.0	0.0
Newspaper subscriptions, print only.....		513110-1121	6.8	0.0	3.4	0.0	0.0	0.0
Newspaper subscriptions, online only and print and online bundled.....		513110-1122	7.9	0.1	0.1	0.2	0.0	0.0
Periodical publishers.....	51312		4.2	0.9	0.9	1.5	1.4	0.0
Periodical publishers.....	513120		4.1	0.8	0.9	1.5	1.4	0.0
Primary services.....		513120-P	0.1	-0.5	0.0	0.0	0.0	0.0
Periodical publishing.....		513120-1	0.1	-0.5	0.0	0.0	0.0	0.0
Periodical publishing from print publishers.....		513120-11	0.1	-0.5	0.0	0.0	0.0	0.0
Periodicals, advertising sales.....		513120-111	0.0	-0.9	0.0	0.0	0.0	0.0
Periodicals, subscriptions and single copy sales.....		513120-112	0.3	0.0	0.0	0.1	0.0	0.0
Specialized business and professional periodicals, subscriptions and single copy sales.....		513120-1121	1.5	0.0	0.0	0.3	0.0	0.0
General and consumer periodicals, subscriptions and single copy sales.....		513120-1122	0.1	0.0	0.0	0.0	0.0	0.0
Book publishers.....	51313		6.7	0.8	0.0	0.3	-0.5	0.0
Book publishers.....	513130		6.7	0.8	0.0	0.3	-0.5	0.0
Primary services.....		513130-P	7.5	0.9	0.0	0.3	-0.5	0.0
Book publishing from print publishers.....		513130-1	7.5	0.9	0.0	0.3	-0.5	0.0
Print book publishing.....		513130-101	7.5	0.9	0.0	0.3	-0.5	0.0
General adult and juvenile book publishing.....		513130-1011	2.6	2.6	-0.1	1.7	-1.8	-0.8
General adult book publishing.....		513130-10111	-0.9	2.8	-1.3	1.0	-1.4	-1.5
Juvenile book publishing.....		513130-10112	6.6	2.4	1.3	2.4	-2.3	-0.1
Textbook publishing, including teachers' editions and workbooks.....		513130-1012	7.8	-0.3	0.2	-0.2	0.4	1.5
College textbook publishing.....		513130-10121	9.1	-1.1	0.7	-0.6	1.5	5.7
Elementary and high school textbook publishing.....		513130-10122	7.3	0.0	0.0	0.0	0.0	0.0
Technical, scientific, and professional book publishing.....		513130-1013	11.7	0.0	0.0	0.0	0.0	0.0
General reference book publishing.....		513130-1014	11.7	0.3	0.3	-1.6	-0.6	-0.6
Religious book publishing.....		513130-1015	0.7	3.7	-1.2	-0.1	0.1	-0.1
Directory and mailing list publishers.....	51314		6.6	-0.1	0.2	1.2	0.3	0.2
Directory and mailing list publishers.....	513140		6.6	-0.1	0.2	1.2	0.3	0.2
Primary services.....		513140-P	6.9	-0.1	0.2	1.3	0.3	0.2
Directory and mailing list publishing.....		513140-1	6.9	-0.1	0.2	1.3	0.3	0.2
Directory and mailing list publishing from print publishers.....		513140-11	5.2	-0.9	0.8	0.1	-0.7	0.8
Directory and mailing list publishing from print - ad sales incl. phone directory listings.....		513140-111	0.1	0.0	0.0	0.0	0.0	0.0
Directory and mailing list publishing from print - subscription, content, and licensing sales.....		513140-112	8.6	-1.5	1.3	0.2	-1.1	1.2
Directory and mailing list publishing from Internet publishers.....		513140-12	7.4	0.2	0.0	1.6	0.6	0.0
Other publishers.....	51319		0.4	0.1	-0.2	0.2	0.0	0.0
Greeting card publishers.....	513191		0.5	0.0	0.0	0.3	0.0	0.0
Primary services.....		513191-P	0.5	0.0	0.0	0.3	0.0	0.0
Greeting card publishing.....		513191-1	0.5	0.0	0.0	0.3	0.0	0.0
Greeting card publishing from print publishers.....		513191-101	0.5	0.0	0.0	0.3	0.0	0.0
All other publishers.....	513199		0.0	0.2	-0.7	-0.1	-0.3	0.0
Primary services.....		513199-P	-0.5	0.3	-0.9	-0.2	-0.3	0.0
All other publishing including yearbooks, art prints, patterns, and trading cards.....		513199-1	-0.5	0.3	-0.9	-0.2	-0.3	0.0
All other publishing including yearbooks, art prints, patterns, and trading cards, from print.....		513199-11	-0.5	0.3	-0.9	-0.2	-0.3	0.0
Software publishers.....	5132		5.5	0.5	-0.3	2.2	-0.7	0.6
Software publishers.....	51321		5.5	0.5	-0.3	2.2	-0.7	0.6
Software publishers.....	513210		5.5	0.5	-0.3	2.2	-0.7	0.6
Primary services.....		513210-P	5.7	0.5	-0.3	2.6	-1.0	0.5
Software publishing, except games.....		513210-5	6.7	1.3	-0.2	2.9	-1.4	1.2

See footnotes at end of table.

Table 12. Producer price index percentage changes for the net output of selected industries and their products, not seasonally adjusted — Continued
 [September 2024]

Title ¹	Industry code	Product code	Unadjusted 12-month percent change ²	Unadjusted 1-month percent change ²				
				Sept. 2023 to Sept. 2024 ^P	Apr. to May	May to June ^P	June to July ^P	July to Aug. ^P
Software publishers - Continued								
System & application software publishing, excluding maintenance, tech support & games.....		513210-505	5.0	1.6	-0.1	2.1	-1.5	1.4
System software publishing.....		513210-50501	5.5	-0.1	-0.6	5.6	-0.8	-0.3
Application software publishing.....		513210-50502	4.4	3.6	0.5	-2.1	-2.4	3.8
Desktop and portable device application software publishing.....		513210-505021	2.4	-1.0	2.2	-3.5	-2.8	7.6
Other application software publishing.....		513210-505022	5.7	6.6	-0.6	-1.2	-2.1	1.4
Software maintenance, technical support, and other services related to software publishing.....		513210-506	21.9	-1.0	-1.1	9.0	-1.1	-0.5
Game software publishing.....		513210-7	-5.8	-8.2	-1.4	-0.1	4.8	-8.0
Other receipts.....		513210-SM	-	0.0	0.0	-1.5	-	-
Broadcasting, except Internet.....	516		0.1	2.1	-2.6	-1.5	-4.0	2.4
Radio and television broadcasting.....	5161		0.2	-1.1	0.8	-3.6	0.5	2.5
Radio broadcasting.....	51611		-3.3	2.5	0.5	-8.1	0.8	6.8
Radio broadcasting stations.....	516110		-3.3	2.5	0.5	-8.1	0.8	6.8
Primary services.....		516110-P	-3.4	2.6	0.5	-8.3	0.9	6.9
Radio station services.....		516110-1	-3.4	2.6	0.5	-8.3	0.9	6.9
Radio station advertising sales.....		516110-101	-4.1	3.1	0.6	-10.0	1.1	8.5
Radio station advertising sales, local.....		516110-10101	-3.4	0.8	-0.8	-8.9	1.2	9.7
Radio station advertising sales, national and regional.....		516110-10102	-5.8	9.2	4.1	-12.6	0.6	5.7
Other radio station services.....		516110-102	0.0	0.0	0.0	0.0	0.0	0.0
Other receipts.....		516110-SM	1.4	0.0	0.1	0.5	0.1	0.1
Television broadcasting.....	51612		1.4	-2.2	1.0	-2.2	0.4	1.3
Television broadcasting stations.....	516120		1.4	-2.2	1.0	-2.2	0.4	1.3
Primary services.....		516120-P	1.4	-2.1	1.1	-2.1	0.4	1.1
Television station advertising sales.....		516120-3	2.4	-3.6	1.8	-3.6	0.7	1.9
Other television station broadcasting services.....		516120-4	0.0	0.0	0.0	0.0	0.0	0.0
Other receipts.....		516120-SM	-1.2	0.0	-3.5	0.1	0.0	3.6
Cable and other subscription programming.....	5162		0.0	3.6	-4.1	-0.6	-6.1	2.4
Cable and other subscription programming.....	51621		0.0	3.6	-4.1	-0.6	-6.1	2.4
Media streaming dist svcs, social networks, and other media networks and content providers.....	516210		0.0	3.6	-4.1	-0.6	-6.1	2.4
Primary services.....		516210-P	0.0	3.6	-4.1	-0.6	-6.1	2.4
Cable networks.....		516210-1	-8.6	2.8	-4.6	-0.2	-10.5	-5.2
Cable network advertising services.....		516210-11	-11.0	3.2	-5.9	-0.3	-12.3	-6.2
Cable network programming services.....		516210-12	4.8	0.0	3.7	0.0	0.0	0.0
Radio network and national syndication services.....		516210-3	42.4	16.7	-9.1	-3.6	4.8	42.0
Telecommunications.....	517		3.1	0.5	0.0	0.1	0.1	-0.4
Wired and wireless telecommunications carriers.....	5173		3.1	0.5	0.0	0.1	0.1	-0.4
Wired and wireless telecommunications carriers.....	51731		3.1	0.5	0.0	0.1	0.1	-0.4
Wired telecommunications carriers.....	517311		4.6	0.1	-0.1	0.2	0.2	-0.7
Primary products.....		517311-P	4.6	0.1	-0.1	0.2	0.2	-0.7
Local telephone service, except private lines.....		517311-1	2.8	0.0	-0.5	0.2	-0.1	0.8
Residence local telephone service.....		517311-111	2.9	0.0	-0.3	0.0	0.1	0.1
Business and other local telephone service.....		517311-112	2.5	-0.1	-1.0	0.7	-0.6	2.4
Public switched toll service.....		517311-2	3.6	2.0	0.7	1.2	-0.5	-0.8
Residence switched toll service.....		517311-21	5.4	1.5	-0.3	-0.2	0.1	-0.5
Business switched toll and other toll service.....		517311-22	1.8	2.4	1.7	2.6	-1.1	-1.1
Private line telephone service.....		517311-3	9.8	1.0	-0.6	-0.3	1.4	1.3
All-distance telephone service.....		517311-4	7.1	0.3	2.0	0.0	0.2	0.7
Residential all-distance telephone service.....		517311-401	11.4	1.3	3.5	0.2	0.2	0.2
Business all-distance telephone service.....		517311-402	3.0	-0.7	0.6	-0.3	0.2	1.3
Video programming distribution.....		517311-5	0.6	0.3	0.5	-1.8	-1.3	-1.5
Video programming subscriber services.....		517311-501	-0.8	0.3	0.5	-2.0	-1.4	-1.6
Advertising services.....		517311-502	21.5	0.0	0.0	0.0	0.0	0.0
Internet access services.....		517311-6	4.3	0.1	-0.1	1.3	1.3	-1.1
Residential Internet access services.....		517311-601	4.2	0.1	-0.2	1.6	1.4	-1.7
Business Internet access services.....		517311-602	4.3	0.2	0.3	0.5	1.2	0.4
Bundled access services.....		517311-7	6.4	-0.5	-0.3	0.6	0.6	-0.8
Other wired telecommunications services.....		517311-9	4.2	1.6	0.6	-0.5	-0.3	0.1
Wireless telecommunications carriers.....	517312		0.9	1.2	0.0	0.0	0.0	0.0

See footnotes at end of table.

Table 12. Producer price index percentage changes for the net output of selected industries and their products, not seasonally adjusted — Continued
 [September 2024]

Title ¹	Industry code	Product code	Unadjusted 12-month percent change ²	Unadjusted 1-month percent change ²				
				Sept. 2023 to Sept. 2024 ^P	Apr. to May	May to June ^P	June to July ^P	July to Aug. ^P
Wireless telecommunications carriers - Continued								
Primary services.....		517312-P	0.9	1.2	0.0	0.0	0.0	0.0
Wireless telecommunications services.....		517312-1	0.9	1.2	0.0	0.0	0.0	0.0
Data processing and related services.....	5182		1.1	0.3	-0.4	0.2	-0.1	-0.1
Data processing and related services.....	51821		1.1	0.3	-0.4	0.2	-0.1	-0.1
Data processing, hosting and related services.....	518210		1.1	0.3	-0.4	0.2	-0.1	-0.1
Primary services.....		518210-P	1.3	0.4	-0.4	0.2	-0.1	-0.1
Business process management services.....		518210-1	0.2	0.1	0.0	0.0	0.0	0.1
Data management, information transformation, and related services.....		518210-4	0.0	0.0	0.0	0.0	0.0	0.0
Hosting, ASP, and other IT infrastructure provisioning services.....		518210-5	2.3	0.7	-0.8	0.4	-0.2	-0.3
Other receipts.....		518210-SM	0.0	0.0	0.0	0.0	0.0	0.0
Depository credit intermediation.....	5221		5.8	-1.8	0.9	-2.1	3.1	-0.6
Commercial banking.....	52211		5.9	-2.0	0.9	-2.2	3.1	-0.6
Commercial banking.....	522110		5.9	-2.0	0.9	-2.2	3.1	-0.6
Primary services.....		522110-P	5.9	-2.0	0.9	-2.2	3.1	-0.6
Loan services.....		522110-1	0.0	-3.1	-1.0	-3.7	5.1	-2.4
Residential real estate loans, except home equity.....		522110-101	11.6	1.4	-17.9	-0.8	7.7	-6.3
Nonresidential real estate loans.....		522110-102	0.4	-4.5	2.2	-4.6	4.6	-1.5
Home equity loans.....		522110-103	-17.1	-5.4	0.7	-2.8	7.7	-5.2
Commercial, industrial, and agricultural loans, except real estate.....		522110-105	-1.5	-2.8	2.0	-3.6	4.3	-1.7
New and used auto and truck loans.....		522110-106	17.1	-6.1	4.1	-4.7	7.9	-2.1
Credit cards, overdraft credit, and related plans.....		522110-107	1.3	-3.8	3.5	-3.0	3.1	-2.0
Other loan services.....		522110-108	2.1	-2.5	1.2	-4.7	3.7	0.2
Deposit services.....		522110-2	22.3	0.3	5.2	0.5	-0.2	3.2
Demand deposits.....		522110-201	19.4	0.7	3.6	1.1	1.0	2.6
Time and other deposits.....		522110-202	25.6	0.0	6.9	-0.1	-1.5	3.7
Trust services.....		522110-3	-6.5	1.9	0.0	0.0	-3.1	0.0
Other banking services.....		522110-4	-6.0	-0.4	0.0	0.1	1.0	0.0
Savings institutions.....	52218		4.8	0.7	0.1	-0.1	3.1	-1.0
Savings institutions and other depository credit intermediation.....	522180		4.8	0.7	0.1	-0.1	3.1	-1.0
Primary services.....		522180-P	4.8	0.7	0.1	-0.1	3.1	-1.0
Loan services.....		522180-1	9.3	0.9	2.5	0.1	4.1	-0.9
Residential real estate loans, except home equity.....		522180-101	1.4	6.1	1.7	2.9	1.3	-3.1
Nonresidential real estate loans.....		522180-102	9.1	-1.1	1.2	-2.1	6.9	-1.0
Home equity loans.....		522180-103	12.3	-0.3	5.2	1.6	3.4	0.6
Commercial, industrial, and agricultural loans, except real estate.....		522180-105	7.1	3.5	0.9	1.9	2.9	-1.7
New and used auto and truck loans.....		522180-106	17.1	-0.4	2.7	-3.7	7.0	-0.3
Credit cards, overdraft credit, and related plans.....		522180-109	16.8	-1.3	4.1	1.2	0.3	1.4
Other loan services.....		522180-111	11.3	-2.3	6.5	-2.8	8.1	0.2
Deposit services.....		522180-2	-6.9	0.2	-6.5	-0.5	0.3	-1.5
Demand deposits.....		522180-201	29.3	0.1	1.6	1.1	4.7	5.0
Time and other deposits.....		522180-202	-19.7	0.2	-10.0	-1.2	-1.9	-4.8
Trusts and other banking services.....		522180-3	0.9	0.0	0.0	0.0	0.0	0.0
Security, commodity contracts and like activity.....	523		8.4	-0.6	1.2	1.7	0.3	-0.6
Securities and commodity contracts intermediation and brokerage.....	5231		5.1	0.8	0.8	1.3	0.4	-1.7
Investment banking and securities intermediation.....	52315		5.1	0.8	0.8	1.3	0.4	-1.7
Investment banking and securities intermediation.....	523150		5.1	0.8	0.8	1.3	0.4	-1.7
Primary services.....		523150-P	5.1	0.8	0.8	1.3	0.4	-1.7
Securities brokerage.....		523150-1	3.7	0.7	-0.1	1.6	0.0	0.0
Brokerage services.....		523150-101	2.8	1.7	-0.3	1.7	0.2	0.0
Brokerage services, equities and ETFs.....		523150-1011	6.4	4.3	-0.5	3.9	0.3	0.0
Brokerage services, all other securities.....		523150-1012	0.4	0.1	-0.2	0.3	0.1	0.0
Other securities related services including margin lending and mutual fund sales.....		523150-102	4.0	0.3	0.0	1.5	0.0	0.0
Investment banking and securities dealing.....		523150-2	6.1	0.9	1.4	1.1	0.7	-2.8
Dealer transactions.....		523150-201	17.1	1.7	3.2	3.5	-0.8	-11.2
Dealer transactions, equity securities.....		523150-2011	27.7	2.9	4.7	3.8	-2.0	-16.2
Dealer transactions, debt securities and all other trading.....		523150-2012	1.9	-0.7	0.0	3.0	1.7	-0.5
Investment banking services.....		523150-202	14.0	1.5	1.2	0.2	1.7	2.5
Other securities dealing services.....		523150-203	-4.5	0.0	0.3	0.1	1.1	-0.5
Portfolio management and investment advice.....	52394		11.2	-1.8	1.6	2.1	0.3	0.3

See footnotes at end of table.

Table 12. Producer price index percentage changes for the net output of selected industries and their products, not seasonally adjusted — Continued
 [September 2024]

Title ¹	Industry code	Product code	Unadjusted 12-month percent change ²	Unadjusted 1-month percent change ²				
				Sept. 2023 to Sept. 2024 ^P	Apr. to May	May to June ^P	June to July ^P	July to Aug. ^P
Portfolio management and investment advice.....	523940		11.2	-1.8	1.6	2.1	0.3	0.3
Primary services.....		523940-P	11.2	-1.8	1.6	2.1	0.3	0.3
Portfolio management.....		523940-1	11.0	-1.5	1.3	2.0	0.1	0.3
Mutual fund and exchange traded fund management.....		523940-11	5.7	-3.2	2.5	1.5	-0.7	0.3
Management of equity funds.....		523940-1101	5.7	-4.8	3.7	2.1	-1.4	0.4
Management of bond funds.....		523940-1102	4.7	-0.9	0.8	-0.1	0.9	0.3
Management of other funds.....		523940-1103	6.3	0.2	0.1	0.6	0.3	0.0
Private portfolio management.....		523940-12	13.8	-0.6	0.6	2.3	0.4	0.3
Management of equity private portfolios.....		523940-1201	20.0	-0.7	0.8	2.4	0.4	0.5
Management of bond private portfolios.....		523940-1202	6.3	-0.2	0.1	2.3	0.2	0.1
Management of other private portfolios.....		523940-1203	2.7	-0.4	0.4	1.9	0.8	0.0
Investment advice.....		523940-2	12.5	-3.6	3.6	2.6	1.5	0.4
Investment advisory services.....		523940-21	12.5	-3.6	3.6	2.6	1.5	0.4
Insurance carriers and related activities.....	524		4.2	0.4	0.1	0.1	0.4	0.3
Insurance carriers.....	5241		4.3	0.4	0.1	0.1	0.4	0.3
Direct life/health/medical insurance carriers.....	52411		3.2	0.1	0.0	0.0	0.5	0.0
Direct life insurance carriers.....	524113		-0.2	0.2	0.0	0.1	0.6	0.0
Primary services.....		524113-P	-0.2	0.2	0.0	0.1	0.6	0.0
Life insurance policies.....		524113-1	-0.4	0.3	0.0	0.0	0.7	0.0
Individual life insurance policies.....		524113-101	-0.4	0.4	0.0	0.0	0.5	0.0
Term life insurance policies.....		524113-10101	2.2	0.0	0.0	0.0	2.1	0.0
Whole life insurance policies.....		524113-10102	0.6	0.0	0.0	0.0	0.6	0.0
Universal life insurance policies.....		524113-10103	-1.5	0.0	0.0	0.0	0.0	0.0
Variable-universal and other individual life insurance policies.....		524113-10105	-2.2	1.4	0.0	0.0	0.0	0.0
Group life insurance policies.....		524113-102	-0.7	0.0	0.0	0.2	1.5	0.0
Annuities.....		524113-2	2.6	-0.2	0.0	0.3	0.0	0.1
Variable deferred annuities.....		524113-201	0.6	0.0	0.0	0.0	0.0	0.0
Fixed-rate deferred annuities.....		524113-202	6.8	-0.4	0.0	0.8	-0.2	0.2
Immediate annuities.....		524113-203	0.8	-0.1	0.0	-0.1	0.7	1.1
Disability insurance policies.....		524113-3	-0.5	0.0	0.0	0.0	0.0	0.0
Direct health and medical insurance carriers.....	524114		4.6	0.0	-0.1	0.0	0.4	0.0
Primary services.....		524114-P	4.6	0.0	-0.1	0.0	0.4	0.0
Medical service plans.....		524114-1	4.6	0.0	-0.1	0.0	0.4	0.0
Comprehensive medical service plans.....		524114-101	4.8	0.1	0.0	0.0	0.9	0.0
Group managed care medical service plans.....		524114-10101	4.5	0.1	-0.1	0.0	0.0	0.0
Group fee-for-service medical service plans.....		524114-10102	7.5	0.0	0.0	0.2	7.3	0.0
Individual comprehensive medical service plans.....		524114-10103	4.3	0.0	0.0	0.0	0.0	0.0
Non-comprehensive medical service plans.....		524114-103	4.4	0.0	-0.1	0.1	0.0	0.0
Dental service plans.....		524114-10301	2.0	0.2	0.2	0.3	0.0	0.2
Supplemental Medicare service plans.....		524114-10302	3.6	0.0	-0.2	0.0	0.0	0.0
Other medical service plans.....		524114-10303	5.4	0.0	0.0	0.0	0.0	0.0
Indemnity health insurance plans.....		524114-2	0.0	0.0	0.0	0.0	0.0	0.0
Other direct insurance carriers.....	52412		6.7	1.1	0.2	0.2	0.3	0.9
Direct property and casualty insurers.....	524126		6.7	1.1	0.2	0.2	0.3	0.9
Primary services.....		524126-P	6.7	1.1	0.2	0.2	0.3	0.9
Private passenger auto insurance.....		524126-1	6.4	1.6	0.2	0.3	0.0	0.2
Homeowner's insurance.....		524126-2	10.8	0.5	0.1	0.3	0.0	3.4
Commercial auto insurance.....		524126-3	5.1	0.9	-0.7	0.6	0.0	0.1
Non-auto liability insurance.....		524126-4	7.0	2.1	1.0	0.1	1.6	0.0
Medical malpractice insurance.....		524126-402	-2.9	0.0	0.0	0.0	0.0	0.0
Product and other non-auto liability insurance.....		524126-403	8.5	2.5	1.2	0.1	1.9	0.0
Commercial multiple peril insurance.....		524126-5	11.1	0.0	0.1	0.0	1.5	3.0
Worker's compensation insurance.....		524126-6	-1.6	0.4	1.5	-0.5	-0.1	-0.9
Other property and casualty insurance.....		524126-7	1.9	0.0	0.0	0.4	0.0	0.0
Insurance agencies and brokerages.....	52421		2.4	0.0	0.0	0.7	0.0	0.0
Insurance agencies and brokerages.....	524210		2.4	0.0	0.0	0.7	0.0	0.0
Primary services.....		524210-P	2.6	0.0	0.0	0.7	0.0	0.0
Sale of property and casualty insurance.....		524210-1	2.6	0.1	0.0	0.1	0.0	0.0
Sale of personal property and casualty insurance.....		524210-101	4.5	0.0	0.0	0.0	0.0	0.0
Sale of private passenger auto insurance.....		524210-10101	6.1	0.0	0.0	0.0	0.0	0.0
Sale of homeowner's insurance.....		524210-10102	1.4	0.0	0.0	0.0	0.0	0.0
Sale of other personal property and casualty insurance.....		524210-10103	0.2	0.0	0.0	0.0	0.0	0.0

See footnotes at end of table.

Table 12. Producer price index percentage changes for the net output of selected industries and their products, not seasonally adjusted — Continued
 [September 2024]

Title ¹	Industry code	Product code	Unadjusted 12-month percent change ²	Unadjusted 1-month percent change ²				
				Sept. 2023 to Sept. 2024 ^P	Apr. to May	May to June ^P	June to July ^P	July to Aug. ^P
Insurance agencies and brokerages - Continued								
Sale of commercial property and casualty insurance.....		524210-102	0.5	0.1	0.0	0.3	0.0	0.0
Sale of life insurance and annuities.....		524210-2	6.5	0.0	0.0	4.3	0.0	0.0
Sale of health and medical insurance.....		524210-3	1.2	0.0	0.0	1.1	0.0	0.0
Sale of other insurance.....		524210-4	0.0	0.0	0.0	0.0	0.0	0.0
Lessors of nonresidential buildings (except miniwarehouses).....	53112		-1.1	-0.6	1.9	1.8	-0.6	-1.4
Lessors of nonresidential buildings.....	531120		-1.1	-0.6	1.9	1.8	-0.6	-1.4
Primary services.....		531120-P	-1.1	-0.6	1.9	1.8	-0.6	-1.4
Leasing of shopping centers and retail stores.....		531120-1	-1.4	-0.7	3.5	2.4	1.9	-3.1
Leasing of professional and office buildings.....		531120-2	-6.8	-0.7	-0.4	1.2	-6.8	0.6
Leasing of manufacturing and industrial buildings.....		531120-3	6.8	0.0	0.1	0.4	-0.3	0.0
Leasing of other nonresidential buildings and facilities.....		531120-7	10.0	-0.3	5.5	2.7	9.0	-2.6
Lessors of miniwarehouse and self storage units.....	53113		-5.3	-3.2	-0.3	-0.1	0.5	-0.4
Miniwarehouse and self-storage unit operators.....	531130		-5.3	-3.2	-0.3	-0.1	0.5	-0.4
Primary services.....		531130-P	-5.3	-3.2	-0.3	-0.1	0.5	-0.4
Miniwarehouse and self-storage unit operation.....		531130-1	-5.3	-3.2	-0.3	-0.1	0.5	-0.4
Offices of real estate agents and brokers.....	5312		2.4	0.7	0.8	0.8	0.5	0.2
Offices of real estate agents and brokers.....	53121		2.4	0.7	0.8	0.8	0.5	0.2
Offices of real estate agents and brokers.....	531210		2.4	0.7	0.8	0.8	0.5	0.2
Primary services.....		531210-P	2.4	0.7	0.8	0.8	0.5	0.2
Real estate brokerage, residential property sales and leases.....		531210-1	3.3	0.9	1.0	0.7	0.5	0.2
Real estate brokerage, nonresidential property sales and leases including land sales and leases.....		531210-6	-2.0	-0.2	-0.4	1.3	0.5	0.2
Real estate brokerage, nonresidential property sales including land sales.....		531210-601	-3.5	-0.3	-0.7	2.0	0.7	0.3
Real estate brokerage, nonresidential property leases including land leases.....		531210-602	1.1	0.0	0.2	0.0	0.2	0.0
Real estate property managers.....	53131		4.0	0.0	1.4	-0.9	0.1	0.2
Residential property managers.....	531311		4.7	0.0	0.8	0.1	-0.2	0.1
Primary services.....		531311-P	4.7	0.0	0.8	0.1	-0.2	0.1
Residential property management services.....		531311-1	4.7	0.0	0.8	0.1	-0.2	0.1
Nonresidential property managers.....	531312		2.9	-0.1	2.5	-2.7	0.6	0.3
Primary services.....		531312-P	2.9	-0.1	2.5	-2.7	0.6	0.3
Nonresidential property management services.....		531312-1	2.9	-0.1	2.5	-2.7	0.6	0.3
Offices of real estate appraisers.....	531320		1.8	0.2	0.2	0.1	-0.2	0.0
Primary services.....		531320-P	1.8	0.2	0.2	0.1	-0.2	0.0
Real estate appraisal services.....		531320-1	1.8	0.2	0.2	0.1	-0.2	0.0
Automotive equipment rental and leasing.....	5321		2.2	0.0	5.7	3.8	-2.9	-2.1
Passenger car rental and leasing.....	53211		2.6	0.0	8.7	5.5	-5.1	-2.7
Passenger car rental.....	532111		2.6	0.0	8.7	5.5	-5.1	-2.7
Primary services.....		532111-P	2.6	0.0	8.7	5.5	-5.1	-2.7
Standard passenger car rental.....		532111-2	1.0	-0.2	11.8	7.1	-6.7	-3.8
Passenger car rental for business travel.....		532111-211	1.8	0.5	16.7	4.4	-9.6	-3.0
Passenger car rental for leisure travel.....		532111-221	0.8	-0.4	10.1	8.0	-5.6	-4.0
Replacement passenger car rental.....		532111-3	6.9	0.4	0.4	0.9	-0.1	0.4
Truck, utility trailer and RV rental and leasing.....	53212		1.4	-0.1	-0.1	0.2	1.8	-0.8
Truck, utility trailer, and RV rental and leasing.....	532120		1.4	-0.1	-0.1	0.2	1.8	-0.8
Primary services.....		532120-P	1.6	-0.1	-0.1	0.2	2.0	-0.9
Rental of trucks, truck trailers, RVs.....		532120-1	-2.5	-1.1	0.5	-0.6	1.7	-2.5
Leasing of trucks, truck trailers, and RVs.....		532120-4	4.2	0.5	-0.5	0.7	2.2	0.0
Other receipts.....		532120-SM	-0.2	-0.3	0.1	0.1	-0.4	0.0
Other heavy machinery rental and leasing.....	532412		0.6	-0.6	0.6	-0.3	0.3	-0.2
Primary services.....		532412-P	0.2	-0.8	0.7	-0.4	0.3	-0.2
Construction equipment rental and leasing.....		532412-1	0.2	-1.1	1.1	-0.5	0.4	-0.3
Oilfield and well drilling equipment rental and leasing.....		532412-2	0.0	0.0	0.0	0.0	0.0	0.0
Other receipts.....		532412-SM	2.7	0.0	0.0	0.0	0.2	0.0
Legal services.....	5411		7.5	0.2	-0.3	0.4	0.1	-0.6
Offices of lawyers.....	54111		7.5	0.2	-0.3	0.4	0.1	-0.6
Offices of lawyers.....	541110		7.5	0.2	-0.3	0.4	0.1	-0.6
Primary services.....		541110-P	7.5	0.2	-0.3	0.4	0.1	-0.6

See footnotes at end of table.

Table 12. Producer price index percentage changes for the net output of selected industries and their products, not seasonally adjusted — Continued
 [September 2024]

Title ¹	Industry code	Product code	Unadjusted 12-month percent change ²	Unadjusted 1-month percent change ²				
			Sept. 2023 to Sept. 2024 ^P	Apr. to May	May to June ^P	June to July ^P	July to Aug. ^P	Aug. to Sept. ^P
Offices of lawyers - Continued								
Labor and employment legal services.....		541110-A	3.7	0.5	-0.6	-0.1	0.3	0.0
Other legal services.....		541110-C	1.5	0.0	0.0	0.0	0.0	0.0
Real estate legal services.....		541110-2	2.2	0.0	-0.2	0.1	-0.6	-1.2
Civil negligence legal services.....		541110-3	7.4	0.6	0.1	0.2	0.5	0.2
Defendant representation.....		541110-301	8.5	1.0	0.0	0.3	0.7	0.1
Plaintiff representation.....		541110-302	5.8	0.1	0.2	0.0	0.2	0.2
Wills, estate planning, and probate.....		541110-6	6.3	0.0	0.0	0.0	0.0	0.0
Business and commercial legal services.....		541110-9	11.4	0.2	-0.4	0.7	0.2	-0.9
Tax legal services.....		541110-901	7.3	0.3	0.0	-0.1	0.0	0.0
Intellectual property legal services.....		541110-902	-2.1	0.8	-1.6	-0.7	-0.2	-7.6
Bankruptcy and other business and commercial legal services.....		541110-903	14.4	0.0	-0.2	1.0	0.2	0.3
Offices of certified public accountants.....	541211		2.8	-0.1	-2.3	0.1	0.1	0.6
Primary services.....		541211-P	2.9	0.6	-1.7	0.0	0.1	0.6
Other accounting services.....		541211-A	3.7	-2.4	-1.5	1.1	5.1	1.3
Financial auditing.....		541211-4	1.9	0.1	-0.6	0.3	-0.5	0.7
Tax preparation and planning.....		541211-5	2.6	2.9	-3.4	-1.1	-1.5	0.4
Bookkeeping and compilation.....		541211-9	8.0	-1.0	-0.2	1.2	0.5	0.1
Other accounting services.....	541219		5.5	0.9	2.4	0.9	0.8	0.0
Primary services.....		541219-P	5.5	0.9	2.4	0.9	0.8	0.0
Other accounting services (non-CPA firms).....		541219-1	5.5	0.9	2.4	0.9	0.8	0.0
Architectural, engineering and related services.....	5413		2.3	0.0	0.2	-0.2	0.0	0.0
Architectural services.....	54131		2.0	0.2	0.0	0.4	0.0	0.0
Architectural services.....	541310		2.0	0.2	0.0	0.4	0.0	0.0
Primary services.....		541310-P	2.3	0.2	0.0	0.4	0.1	0.0
Residential building projects.....		541310-1	0.4	0.0	0.0	0.0	0.0	0.0
Nonresidential building projects.....		541310-7	3.0	0.2	0.0	0.5	0.1	0.0
Commercial and industrial building projects.....		541310-71	2.8	0.3	0.0	0.0	0.0	0.0
Institutional building projects.....		541310-72	3.5	0.2	0.0	1.0	0.1	0.0
Other architectural services, incl. historic restoration & architectural consulting services.....		541310-8	0.0	0.0	0.0	0.0	0.0	0.0
Engineering services.....	54133		2.4	0.0	0.2	-0.3	0.0	0.0
Engineering services.....	541330		2.4	0.0	0.2	-0.3	0.0	0.0
Primary services.....		541330-P	2.5	0.0	0.1	-0.3	0.0	0.0
Building related engineering projects.....		541330-1	2.2	-0.1	0.1	-0.5	0.0	0.0
Residential building engineering projects.....		541330-101	0.5	0.0	0.0	0.0	0.0	0.0
Commercial, public, and institutional building engineering projects.....		541330-102	1.7	-0.4	0.2	0.0	0.0	0.0
Industrial and manufacturing plant and process engineering projects.....		541330-103	2.8	0.0	0.0	-0.8	0.0	0.0
Non-building related engineering projects.....		541330-2	2.7	0.1	0.2	-0.3	0.0	0.0
Transportation engineering projects.....		541330-201	3.3	0.3	0.7	-0.4	0.0	0.0
Highway and roadway engineering projects.....		541330-20101	3.1	0.3	0.7	-0.4	0.0	0.0
Other transportation engineering projects, including mass transit engineering projects.....		541330-20102	3.5	0.2	0.7	-0.5	0.0	0.0
Municipal utility and power generation and distribution engineering projects.....		541330-202	3.2	0.0	0.0	-0.6	0.0	0.0
All other non-building related engineering projects.....		541330-203	2.2	0.0	0.0	0.0	0.0	0.0
Other receipts.....		541330-SM	-	-0.1	0.8	0.1	0.0	-
Management and technical consulting services.....	5416		-0.6	0.5	2.0	-2.6	0.2	0.2
Management consulting services.....	54161		-0.6	0.5	2.0	-2.6	0.2	0.2
Management consulting services.....	541610		-0.6	0.6	2.6	-3.5	0.1	0.1
Primary services.....		541610-P	-0.6	0.8	3.1	-4.2	0.1	0.1
Administrative and general management consulting services.....		541610-1	-2.1	1.8	5.0	-6.5	0.1	0.0
Marketing consulting services.....		541610-3	0.1	0.0	0.0	0.0	0.0	0.0
Process, physical distribution and logistics consulting services.....		541610-4	7.3	-2.0	0.8	-0.9	0.2	0.4
Human resources consulting services.....		541610-5	1.6	-1.7	-1.3	0.3	0.6	0.2
Advertising agencies.....	54181		0.4	0.5	-0.3	0.0	0.1	-0.2
Advertising agencies.....	541810		0.4	0.5	-0.3	0.0	0.1	-0.2
Primary services.....		541810-P	0.4	0.6	-0.3	0.0	0.1	-0.3
Advertising agency services.....		541810-4	0.4	0.6	-0.3	0.0	0.1	-0.3
Advertising creative services billed separately.....		541810-401	-0.3	0.0	-1.4	0.0	0.0	0.6
Advertising placement services, including bundled placement and creative services.....		541810-402	0.8	0.9	0.0	0.0	0.1	-0.6
Other advertising services billed separately.....		541810-403	0.0	0.0	0.0	0.0	0.0	0.0

See footnotes at end of table.

Table 12. Producer price index percentage changes for the net output of selected industries and their products, not seasonally adjusted — Continued
 [September 2024]

Title ¹	Industry code	Product code	Unadjusted 12-month percent change ²	Unadjusted 1-month percent change ²				
				Sept. 2023 to Sept. 2024 ^P	Apr. to May	May to June ^P	June to July ^P	July to Aug. ^P
Employment services.....	5613		2.4	0.0	-0.3	0.6	-0.5	2.5
Employee leasing services.....	56133		3.6	0.0	0.0	0.0	0.0	3.8
Professional employer organizations.....	561330		3.6	0.0	0.0	0.0	0.0	3.8
Primary services.....		561330-P	3.6	0.0	0.0	0.0	0.0	3.9
Co-employment staffing.....		561330-1	3.6	0.0	0.0	0.0	0.0	3.9
Staffing services (except PEOs).....	56138		1.4	0.1	-0.5	1.1	-1.0	1.5
Staffing services (except PEOs).....	561380		1.4	0.1	-0.5	1.1	-1.0	1.5
Primary services.....		561380-P	1.4	0.1	-0.5	1.2	-1.0	1.5
Temporary help services.....		561380-1	1.8	0.0	-0.6	1.3	-1.1	1.7
Temporary help services, office and clerical.....		561380-101	2.4	1.2	0.5	-0.1	0.7	-0.4
Temporary help services, light and heavy industrial.....		561380-102	0.9	0.3	-1.8	2.1	-1.7	0.8
Temporary help services, technical and professional.....		561380-103	2.3	-1.3	0.6	0.6	-1.3	1.3
Temporary help services, medical.....		561380-104	-5.0	2.6	-4.0	0.3	-2.6	9.2
Temporary help services, other.....		561380-105	8.3	-0.4	0.9	3.3	0.3	1.8
Employment placement services.....		561380-2	-3.1	1.2	0.2	0.5	-0.4	0.1
Executive search services.....		561380-3	1.0	-1.6	2.7	-2.2	2.4	-1.7
Travel agencies.....	56151		-1.3	0.1	-0.3	1.3	0.0	0.0
Travel agencies.....	561510		-1.3	0.1	-0.3	1.3	0.0	0.0
Primary services.....		561510-P	-2.0	0.2	-0.5	2.0	0.0	0.0
Flight bookings.....		561510-1	-9.2	0.0	-0.9	3.6	0.0	-0.6
Domestic flight bookings.....		561510-111	-19.2	0.1	0.6	2.4	0.3	0.2
International flight bookings.....		561510-112	-0.4	-0.1	-2.0	4.5	-0.3	-1.2
Other travel agency services, except flight bookings.....		561510-2	2.9	0.3	-0.3	1.1	0.0	0.4
Hotel and car rental bookings.....		561510-211	13.1	0.0	0.0	3.7	-0.1	0.0
Hotel bookings.....		561510-2111	13.2	0.0	0.0	3.6	-0.1	0.0
Car rental bookings.....		561510-2112	-1.4	-1.0	0.7	14.3	1.3	0.9
Cruise and tour bookings.....		561510-222	-0.4	0.9	-0.9	0.1	0.2	1.2
Cruise bookings.....		561510-2221	0.6	1.1	-1.0	0.2	0.1	1.1
Packaged tour bookings.....		561510-2222	-5.5	-0.2	0.0	-0.2	1.0	1.7
All other travel agency services.....		561510-233	0.3	0.0	0.0	0.3	0.0	0.0
Security guards and patrol services.....	561612		7.5	-0.1	0.4	0.2	0.0	0.4
Primary services.....		561612-P	7.5	-0.1	0.4	0.2	0.0	0.4
Security guard services.....		561612-1	7.5	-0.1	0.4	0.2	0.0	0.4
Janitorial services.....	56172		5.5	1.5	0.1	0.2	0.0	0.0
Janitorial services.....	561720		5.5	1.5	0.1	0.2	0.0	0.0
Primary services.....		561720-P	5.5	1.6	0.1	0.2	0.0	0.0
Janitorial cleaning services.....		561720-5	5.5	1.6	0.1	0.2	0.0	0.0
Nonresidential cleaning services.....		561720-51	6.0	1.7	0.1	0.2	0.0	0.0
Residential cleaning services.....		561720-52	0.0	0.0	0.0	0.0	0.0	0.0
Waste collection.....	5621		4.1	1.3	-0.5	-0.3	-0.2	1.2
Waste collection.....	56211		4.1	1.3	-0.5	-0.3	-0.2	1.2
Solid waste collection.....	562111		4.1	1.3	-0.5	-0.3	-0.2	1.2
Primary services.....		562111-P	4.6	1.5	-0.4	-0.4	-0.3	1.2
Solid waste collection services.....		562111-2	4.6	1.5	-0.4	-0.4	-0.3	1.2
Offices of physicians.....	6211		1.6	0.2	0.1	0.0	0.0	0.0
Offices of physicians.....	62111		1.6	0.2	0.1	0.0	0.0	0.0
Offices of physicians, except mental health.....	621111		1.6	0.2	0.1	0.0	0.0	0.0
Primary services.....		621111-P	1.6	0.2	0.1	0.0	0.0	0.0
One and two physician practices and single specialty group practices.....		621111-4	0.0	0.3	0.2	-0.1	0.0	0.0
General/family practice.....		621111-411	0.9	0.3	0.1	0.0	0.0	0.0
Internal medicine.....		621111-412	-1.7	0.0	0.0	0.0	0.0	0.0
General surgery and other surgical specialties.....		621111-413	-1.0	0.0	0.0	-0.7	0.0	0.0
Pediatrics.....		621111-414	3.3	2.2	1.1	0.0	0.0	0.0
Obstetrics/gynecology.....		621111-415	-0.3	-0.3	0.0	0.0	0.0	0.0
Other specialty.....		621111-419	0.0	-0.1	0.0	0.0	0.0	0.0
Multispecialty group practice.....		621111-5	5.0	0.0	0.0	0.1	0.0	0.1
Offices of dentists.....	6212		4.4	0.5	0.1	0.0	0.0	0.0
Offices of dentists.....	62121		4.4	0.5	0.1	0.0	0.0	0.0
Offices of dentists.....	621210		4.4	0.5	0.1	0.0	0.0	0.0

See footnotes at end of table.

Table 12. Producer price index percentage changes for the net output of selected industries and their products, not seasonally adjusted — Continued
 [September 2024]

Title ¹	Industry code	Product code	Unadjusted 12-month percent change ²	Unadjusted 1-month percent change ²				
				Sept. 2023 to Sept. 2024 ^P	Apr. to May	May to June ^P	June to July ^P	July to Aug. ^P
Offices of dentists - Continued								
Primary services.....		621210-P	4.4	0.5	0.1	0.0	0.0	0.0
Dental visits and consultations.....		621210-1	3.0	1.4	0.4	0.0	0.0	0.0
Private insurance patients: dental visits and consultations.....		621210-11	4.6	2.3	0.6	0.0	0.0	0.0
Medicare, Medicaid and all other patients: dental visits and consultations.....		621210-12	0.8	0.1	0.1	0.0	0.0	0.0
Dental surgical intervention services.....		621210-2	3.2	0.0	0.0	0.0	0.0	0.0
Private insurance patients: dental surgical intervention services.....		621210-21	1.5	0.0	0.0	0.0	0.0	0.0
Medicare, Medicaid and all other patients: dental surgical intervention services.....		621210-22	5.4	0.0	0.0	0.0	0.0	0.0
Dental non-surgical intervention services.....		621210-3	5.8	0.1	0.0	0.0	0.0	0.0
Private insurance patients: dental non-surgical intervention services.....		621210-31	9.0	0.1	-0.1	0.0	0.0	0.0
Medicare, Medicaid and all other patients: dental non-surgical intervention services.....		621210-32	1.9	0.0	0.0	0.0	0.0	0.0
Medical and diagnostic laboratories.....	6215		0.3	0.0	0.0	0.0	-0.1	0.0
Medical and diagnostic laboratories.....	62151		0.3	0.0	0.0	0.0	-0.1	0.0
Medical laboratories.....	621511		0.0	0.0	0.0	0.0	-0.1	0.0
Primary services.....		621511-P	0.0	0.0	0.0	0.0	-0.1	0.0
Medical laboratory services.....		621511-2	0.0	0.0	0.0	0.0	-0.1	0.0
Medicare patients.....		621511-23	0.3	0.0	0.0	0.0	0.0	0.0
Medicaid patients.....		621511-24	-0.3	0.0	0.0	0.0	0.0	0.0
Private insurance patients.....		621511-25	0.0	0.0	0.0	0.0	0.0	0.0
All other patients.....		621511-26	-0.1	0.0	0.0	0.0	-0.6	0.0
Diagnostic imaging centers.....	621512		0.8	0.0	0.0	0.0	0.0	0.0
Primary services.....		621512-P	0.8	0.0	0.0	0.0	0.0	0.0
Diagnostic imaging services.....		621512-4	0.8	0.0	0.0	0.0	0.0	0.0
Medicare and Medicaid patients.....		621512-41	-0.5	0.0	0.0	0.0	0.0	0.0
Private insurance and all other patients.....		621512-42	1.2	0.0	0.0	0.0	0.0	0.0
Home health care services.....	6216		1.3	0.1	0.0	0.2	0.0	0.1
Home health care services.....	62161		1.3	0.1	0.0	0.2	0.0	0.1
Home health care services.....	621610		1.3	0.1	0.0	0.2	0.0	0.1
Primary services.....		621610-P	1.2	0.1	0.0	0.2	0.0	0.1
Medicare and Medicaid patients.....		621610-3	1.4	0.1	0.0	0.3	0.0	0.1
Medicare patients.....		621610-31	1.1	0.0	0.0	0.0	0.0	0.0
Medicaid patients.....		621610-32	1.7	0.1	0.0	0.5	0.0	0.2
Private insurance and all other patients.....		621610-4	0.7	0.0	0.1	0.0	0.0	0.0
Private insurance patients.....		621610-41	0.0	0.0	0.0	0.0	0.0	0.0
All other patients.....		621610-42	0.8	0.0	0.1	0.0	0.0	0.0
Other receipts.....		621610-SM	1.9	0.0	0.0	0.0	0.0	0.0
All other ambulatory health care services.....	62199		4.5	-0.2	0.1	0.6	0.2	0.3
Blood and organ banks.....	621991		4.5	-0.2	0.1	0.6	0.2	0.3
Primary services.....		621991-P	4.5	-0.2	0.1	0.7	0.3	0.3
Human blood services.....		621991-1	4.4	0.1	0.1	0.6	0.4	0.3
Human red blood and whole blood services.....		621991-12	2.6	-0.3	0.2	0.6	0.1	0.0
Human blood plasma services.....		621991-13	6.1	0.5	0.0	0.7	0.6	0.3
Human blood platelet and other blood services.....		621991-14	3.3	0.0	0.1	0.8	0.2	0.5
Human organ, bone, tissue, and other bank services.....		621991-2	4.6	-0.7	-0.1	0.7	0.0	0.4
Other receipts.....		621991-SM	6.2	-0.7	0.0	-0.3	0.2	-0.3
Hospitals.....	622		3.9	0.4	0.0	0.2	0.4	0.2
General medical and surgical hospitals.....	6221		3.9	0.4	0.0	0.2	0.4	0.2
General medical and surgical hospitals.....	62211		3.9	0.4	0.0	0.2	0.4	0.2
General medical and surgical hospitals.....	622110		3.9	0.4	0.0	0.2	0.4	0.2
Primary services.....		622110-P	4.0	0.4	0.0	0.2	0.4	0.2
Certain infectious and parasitic diseases.....		622110-201	0.0	0.0	-0.9	-1.3	0.0	0.0
Neoplasms.....		622110-202	4.7	0.0	0.6	0.0	-0.3	0.0
Diseases of the blood & blood-forming organs & certain disorders involving the immune mechanism.....		622110-203	3.8	0.0	0.0	0.0	0.0	0.0
Endocrine, nutritional and metabolic diseases.....		622110-204	3.2	-0.4	0.0	-0.2	1.5	0.0
Mental and behavioural disorders.....		622110-205	13.8	0.0	0.2	0.0	2.0	0.0
Diseases of the nervous system.....		622110-206	0.6	0.0	0.0	0.2	0.4	0.0
Diseases of the circulatory system.....		622110-209	1.6	0.1	0.0	0.2	0.2	0.0
Diseases of the respiratory system.....		622110-210	6.0	1.6	0.0	1.6	0.0	0.0
Diseases of the digestive system.....		622110-211	5.2	0.5	0.2	0.5	0.0	0.5

See footnotes at end of table.

Table 12. Producer price index percentage changes for the net output of selected industries and their products, not seasonally adjusted — Continued
 [September 2024]

Title ¹	Industry code	Product code	Unadjusted 12-month percent change ²	Unadjusted 1-month percent change ²				
			Sept. 2023 to Sept. 2024 ^P	Apr. to May	May to June ^P	June to July ^P	July to Aug. ^P	Aug. to Sept. ^P
General medical and surgical hospitals - Continued								
Diseases of the skin and subcutaneous tissue.....		622110-212	2.1	0.1	0.0	0.1	0.0	0.0
Diseases of the musculoskeletal system and connective tissue.....		622110-213	3.0	0.3	0.1	0.6	0.1	-0.1
Diseases of the genitourinary system.....		622110-214	5.5	0.4	0.4	0.0	0.2	0.0
Pregnancy, childbirth and the puerperium.....		622110-215	7.5	0.9	1.1	0.4	1.1	0.0
Certain conditions originating in the perinatal period.....		622110-216	6.2	0.2	0.3	0.3	4.4	0.4
Symptoms, signs and abnormal clinical and laboratory findings, not elsewhere classified.....		622110-218	-0.2	0.0	-1.4	0.2	0.7	0.0
Injury, poisoning and certain other consequences of external causes.....		622110-219	5.4	0.8	0.0	0.0	0.0	1.5
Factors influencing health status and contact with health services.....		622110-221	4.2	1.1	0.1	-0.1	0.1	0.0
Other diseases.....		622110-223	3.3	0.0	0.8	0.2	1.9	0.0
Psychiatric and substance abuse hospitals.....	6222		0.3	0.0	0.0	-0.1	0.7	0.0
Psychiatric and substance abuse hospitals.....	62221		0.3	0.0	0.0	-0.1	0.7	0.0
Psychiatric and substance abuse hospitals.....	622210		0.3	0.0	0.0	-0.1	0.7	0.0
Primary services.....		622210-P	0.3	0.0	0.0	-0.1	0.7	0.0
Psychiatric hospitals.....		622210-3	0.1	0.0	0.0	-0.2	0.8	0.0
Medicare patients: psychiatric hospitals.....		622210-31	0.4	0.0	0.0	0.0	0.0	0.0
Medicaid patients: psychiatric hospitals.....		622210-32	3.1	0.0	0.0	0.4	1.8	0.0
Private insurance and all other patients: psychiatric hospitals.....		622210-33	-1.2	0.0	0.0	-0.4	0.6	0.0
Other specialty hospitals.....	6223		4.9	-0.3	0.1	-0.3	-0.6	0.1
Other specialty hospitals.....	62231		4.9	-0.3	0.1	-0.3	-0.6	0.1
Other specialty hospitals.....	622310		4.9	-0.3	0.1	-0.3	-0.6	0.1
Primary services.....		622310-P	3.9	-0.3	0.1	-0.3	-0.7	-0.1
Specialty, except psychiatric and substance abuse, hospitals.....		622310-6	3.9	-0.3	0.1	-0.3	-0.7	-0.1
Medicare patients.....		622310-61	0.0	0.0	0.4	-1.0	-1.1	-0.2
Medicaid patients.....		622310-62	30.9	-0.6	-2.5	0.3	-1.4	0.0
Private insurance and all other patients.....		622310-63	1.7	-0.5	0.6	0.0	-0.3	0.0
Nursing care facilities.....	6231		4.4	0.0	-0.1	1.6	0.8	0.0
Nursing care facilities.....	62311		4.4	0.0	-0.1	1.6	0.8	0.0
Nursing care facilities.....	623110		4.4	0.0	-0.1	1.6	0.8	0.0
Primary services.....		623110-P	3.4	0.0	-0.1	1.7	0.8	0.0
Medicare and Medicaid patients.....		623110-1	5.1	0.0	0.0	2.2	0.1	0.1
Medicaid patients.....		623110-101	6.5	0.0	0.0	3.5	0.2	0.1
Medicare patients.....		623110-102	2.9	0.0	0.0	0.0	0.0	0.0
Private insurance and all other patients.....		623110-3	1.1	0.1	-0.3	1.0	1.7	0.0
Private insurance patients.....		623110-301	-13.6	0.0	0.0	1.9	0.0	0.0
All other patients.....		623110-302	4.2	0.1	-0.3	0.9	2.0	0.0
Residential developmental disability homes.....	62321		8.8	-0.1	0.0	2.0	0.0	0.0
Residential developmental disability homes.....	623210		8.8	-0.1	0.0	2.0	0.0	0.0
Primary services.....		623210-P	9.3	-0.2	0.0	2.3	-0.1	0.0
Residential intellectual and developmental disability services.....		623210-1	9.3	-0.2	0.0	2.3	-0.1	0.0
Medicaid patients.....		623210-11	8.0	-0.2	0.0	1.7	-0.1	0.0
Non-Medicaid patients.....		623210-12	14.4	0.0	0.0	4.4	0.0	0.0
Amusement and theme parks.....	7131		3.3	-1.4	-0.3	-0.5	-3.9	-0.3
Amusement and theme parks.....	71311		3.3	-1.4	-0.3	-0.5	-3.9	-0.3
Amusement and theme parks.....	713110		3.3	-1.4	-0.3	-0.5	-3.9	-0.3
Primary services.....		713110-P	2.8	-1.5	-0.3	-0.5	-4.2	-0.3
Amusement and theme park admissions.....		713110-1	1.3	-2.3	-2.8	-0.3	-5.0	0.3
Amusement and theme park food and beverage sales.....		713110-2	3.2	-0.6	4.9	0.0	-2.5	-1.2
Amusement and theme park merchandise sales, games, and other services.....		713110-3	25.4	5.1	6.7	-5.6	-3.2	-3.8
Other receipts.....		713110-SM	10.0	0.4	0.6	0.2	1.0	-0.3
Golf courses and country clubs.....	71391		5.7	-3.7	2.3	0.8	-0.1	0.0
Golf courses and country clubs.....	713910		5.7	-3.7	2.3	0.8	-0.1	0.0
Primary services.....		713910-P	6.0	-3.9	2.5	0.8	-0.1	0.0
Membership dues and fees.....		713910-1	6.0	0.0	0.5	0.9	-0.1	0.0
Greens and guest fees.....		713910-2	5.8	-17.5	7.3	0.7	0.0	0.0
Food and beverage sales.....		713910-3	6.3	0.0	3.2	0.7	0.0	0.0
Equipment rentals and all other golf services.....		713910-4	3.3	0.0	0.0	1.1	0.0	0.0
Fitness and recreational sports centers.....	71394		2.9	0.0	-4.9	2.9	-2.7	3.7

See footnotes at end of table.

Table 12. Producer price index percentage changes for the net output of selected industries and their products, not seasonally adjusted — Continued
 [September 2024]

Title ¹	Industry code	Product code	Unadjusted 12-month percent change ²	Unadjusted 1-month percent change ²				
			Sept. 2023 to Sept. 2024 ^P	Apr. to May	May to June ^P	June to July ^P	July to Aug. ^P	Aug. to Sept. ^P
Fitness and recreational sports centers.....	713940		2.9	0.0	-4.9	2.9	-2.7	3.7
Primary services.....		713940-P	2.9	0.0	-5.5	3.3	-3.1	4.2
Fitness and recreational facility memberships.....		713940-1	2.8	0.0	-8.8	4.9	-4.5	6.2
Recreational facility admissions, classes, and other fitness center services.....		713940-2	3.2	0.0	2.4	0.0	0.0	0.0
Other receipts.....		713940-SM	2.5	0.2	0.0	0.0	0.6	0.0
Accommodation.....	721		2.4	1.3	3.8	-1.6	-0.4	-0.8
Accommodation.....	7211		2.4	1.3	3.8	-1.6	-0.4	-0.8
Hotels (exc casino hotels) and motels.....	72111		3.3	1.5	5.7	-1.8	-1.2	-0.8
Hotels and motels, except casino hotels.....	721110		3.3	1.5	5.7	-1.8	-1.2	-0.8
Primary services.....		721110-P	3.2	1.5	5.7	-1.9	-1.3	-0.8
Guestroom rental.....		721110-1	2.9	1.8	7.1	-2.5	-1.5	-1.2
Limited service hotels and motels guestroom rental.....		721110-101	1.7	-0.8	3.6	2.3	-1.3	-2.7
Full service hotels and motels guestroom rental.....		721110-102	4.8	10.9	7.2	-5.1	0.0	1.3
Luxury and resort hotels guestroom rental.....		721110-103	1.5	-7.0	8.9	-2.1	-3.1	-3.2
Hotel and motel food and beverage and related services.....		721110-2	3.8	0.0	-0.2	0.5	0.0	0.5
Hotel and motel food and nonalcoholic beverage and related services.....		721110-201	4.1	0.0	-0.3	0.6	0.0	0.4
Hotel and motel alcoholic beverage and related services.....		721110-202	2.9	-0.1	0.1	0.0	-0.2	0.7
Other hotel and motel services.....		721110-5	6.7	0.5	2.4	1.4	-1.8	3.0
Other receipts.....		721110-SM1	6.6	-0.1	2.5	1.2	4.5	-1.5
Casino hotels.....	72112		-0.2	0.9	-1.7	-0.9	2.3	-1.1
Casino hotels.....	721120		-0.2	0.9	-1.7	-0.9	2.3	-1.1
Primary services.....		721120-P	-0.2	0.9	-1.7	-1.0	2.3	-1.1
Casino hotel guestroom rental.....		721120-1	-13.7	0.3	-6.7	0.4	9.4	-7.5
Casino hotel food and beverage and related services.....		721120-2	8.0	0.0	0.0	0.2	0.0	0.0
Casino hotel food and nonalcoholic beverage and related services.....		721120-201	8.0	0.0	0.0	0.3	0.0	0.0
Casino hotel alcoholic beverage and related services.....		721120-202	8.1	0.0	0.0	0.0	0.0	0.0
Casino gaming receipts.....		721120-5	1.4	1.4	-0.7	-1.7	1.0	0.6
Other casino hotel services.....		721120-6	13.5	0.0	0.2	0.0	0.0	0.0
Other receipts.....		721120-SM1	2.6	0.0	0.4	0.9	1.0	-0.3
Commercial machinery repair and maintenance.....	8113		7.4	1.2	0.9	0.0	1.5	0.0
Commercial machinery repair and maintenance.....	81131		7.4	1.2	0.9	0.0	1.5	0.0
Commercial machinery repair and maintenance.....	811310		7.4	1.2	0.9	0.0	1.5	0.0
Primary services.....		811310-P	7.4	1.3	1.0	0.0	1.5	0.0
Maintenance and repair services for agricultural, construction, and mining machinery.....		811310-5	3.7	0.0	0.5	0.0	0.9	0.0
Maintenance and repair services for commercial and service industry machinery.....		811310-6	11.8	4.8	0.0	0.0	3.1	0.0
Maintenance and repair services for industrial machinery.....		811310-7	7.1	0.0	0.5	0.0	1.6	0.0
Maintenance and repair services for general purpose machinery.....		811310-8	6.8	0.3	5.8	0.0	-1.3	0.1
Special indexes								
New nonresidential building construction by contractor type/region.....	236400		1.1	0.0	0.3	0.7	-0.1	0.1
General contractors.....		236400-1	1.7	-0.1	0.7	1.2	0.0	0.0
General contractors, Northeast.....		236400-11	0.8	0.0	0.0	0.9	0.1	-0.2
General contractors, South.....		236400-12	-0.6	0.0	0.1	0.7	0.0	0.0
General contractors, Midwest.....		236400-13	1.2	-0.3	-0.1	0.3	0.0	0.0
General contractors, West.....		236400-14	5.4	0.0	2.5	2.6	0.0	0.1
Plumbing, heating, and air conditioning contractors.....		236400-221	-0.1	0.0	0.2	0.2	-0.1	-0.2
Plumbing, heating, and air conditioning contractors, Northeast.....		236400-2211	2.0	0.0	0.0	0.1	0.0	-0.1
Plumbing, heating, and air conditioning contractors, South.....		236400-2212	1.4	0.0	0.2	0.3	1.1	0.0
Plumbing, heating, and air conditioning contractors, Midwest.....		236400-2213	1.1	0.1	0.0	0.1	-0.1	0.4
Plumbing, heating, and air conditioning contractors, West.....		236400-2214	-5.0	-0.2	0.7	0.4	-2.0	-1.0
Electrical contractors.....		236400-222	0.3	0.0	0.1	1.5	0.0	0.1
Electrical contractors, Northeast.....		236400-2221	1.7	0.0	0.3	1.5	0.1	0.1
Electrical contractors, South.....		236400-2222	-1.1	0.0	0.0	1.6	0.0	0.0
Electrical contractors, Midwest.....		236400-2223	-0.1	-0.2	0.0	1.1	0.1	0.1
Electrical contractors, West.....		236400-2224	1.4	0.1	0.2	1.7	0.0	0.0
Roofing contractors.....		236400-223	1.1	-0.6	0.0	1.0	-0.1	-0.1
Roofing contractors, Northeast.....		236400-2231	-0.1	-0.3	0.2	-1.0	-0.9	0.0
Roofing contractors, South.....		236400-2232	0.7	-	-	1.0	0.0	-0.1
Roofing contractors, Midwest.....		236400-2233	1.3	-0.7	-0.6	0.5	0.0	-0.2
Roofing contractors, West.....		236400-2234	1.8	-0.3	0.2	2.3	0.0	-0.2
Poured concrete foundation and structure contractors.....		236400-224	3.2	0.1	0.0	0.1	-0.2	0.0
Poured concrete foundation and structure contractors, Northeast.....		236400-2241	2.5	0.0	0.0	-0.9	-0.4	0.0

See footnotes at end of table.

Table 12. Producer price index percentage changes for the net output of selected industries and their products, not seasonally adjusted — Continued
 [September 2024]

Title ¹	Industry code	Product code	Unadjusted 12-month percent change ²	Unadjusted 1-month percent change ²				
				Sept. 2023 to Sept. 2024 ^P	Apr. to May	May to June ^P	June to July ^P	July to Aug. ^P
New nonresidential building construction by contractor type/region - Continued								
Poured concrete foundation and structure contractors, South.....		236400-2242	4.1	0.1	0.1	1.3	-0.5	0.0
Poured concrete foundation and structure contractors, Midwest.....		236400-2243	3.8	0.4	0.1	-0.3	0.1	-0.1
Poured concrete foundation and structure contractors, West.....		236400-2244	1.9	-0.1	-0.1	-0.9	0.0	-0.1
New nonresidential building construction by region.....	236500		1.1	0.0	0.4	0.7	0.0	0.1
New nonresidential building construction, Northeast.....		236500-1	3.0	0.0	-0.1	0.9	0.0	0.5
New nonresidential building construction, South.....		236500-2	-0.3	0.0	0.1	0.5	0.1	0.1
New nonresidential building construction, Midwest.....		236500-3	1.0	-0.1	0.0	0.2	-0.1	0.1
New nonresidential building construction, West.....		236500-4	1.7	0.1	1.2	1.3	-0.2	-0.1
Nonresidential building maintenance & repair.....	2381MR		4.6	0.0	0.1	0.2	0.1	0.1
General medical and surgical hospitals by patient type.....	62211A							
Medicare patients.....		62211A-2	2.5	0.0	-0.3	0.0	0.1	0.0
Medicaid patients.....		62211A-4	5.9	0.0	-0.2	0.3	0.0	0.0
Private insurance and all other patients.....		62211A-6	4.5	0.8	0.3	0.4	0.7	0.2
Private insurance patients.....		62211A-61	4.7	0.9	0.3	0.4	0.7	0.3
All other patients.....		62211A-62	3.3	0.0	0.0	0.2	0.9	0.0
Premiums for property and casualty insurance ³	924126		3.9	0.9	0.1	0.2	0.1	0.5
Primary services.....		924126-P	3.9	0.9	0.1	0.2	0.1	0.5
Premiums for private passenger auto insurance.....		924126-1	4.0	1.5	0.2	0.2	0.0	0.2
Premiums for homeowner's insurance.....		924126-2	8.8	0.4	0.1	0.3	0.0	2.4
Premiums for commercial auto insurance.....		924126-3	2.0	0.4	-0.3	0.2	0.0	0.0
Premiums for non-auto liability insurance.....		924126-4	3.0	0.7	0.5	0.1	0.7	0.0
Premiums for medical malpractice insurance.....		924126-402	-0.6	0.0	0.0	0.0	0.0	0.0
Premiums for product and other non-auto liability insurance.....		924126-403	3.6	0.8	0.5	0.1	0.8	0.0
Premiums for commercial multiple peril insurance.....		924126-5	2.0	0.0	0.0	0.0	0.9	0.6
Premiums for worker's compensation insurance.....		924126-6	-1.1	0.0	0.0	-0.4	-0.1	0.0
Premiums for other property and casualty insurance.....		924126-7	0.9	0.0	0.0	0.1	0.0	0.0

¹ Industry and product class indexes may include products not shown separately.

² All indexes are subject to revision for 4 months after their originally scheduled publication to incorporate late reports and corrections by survey respondents.

³ The special index for 924126, in which prices reflect premiums only, contrasts with the index shown elsewhere in this table for NAICS 524126, where prices reflect premiums plus the amount of investment income earned on the invested portion of the premium.

p Preliminary

"-" Data not available.

n.e.c. = Not elsewhere classified.

NOTE: Titles of some industries and products are not shown in this table because they fail to meet our publication criteria.

Table 13. Producer price indexes and percentage changes for special commodity groupings, not seasonally adjusted

[September 2024, Index base 1982=100, unless otherwise indicated]

Title	Other index base	Commodity code		Unadjusted index ¹					Unadjusted 1-month percent change ¹	Unadjusted 12-month percent change ¹
		Group code	Item code	May 2024	June 2024 ^P	July 2024 ^P	Aug. 2024 ^P	Sept. 2024 ^P	Aug. to Sept. ^P	Sept. 2023 to Sept. 2024 ^P
All commodities except farm products.....		SI	006111	257.123	257.758	259.508	257.902	254.809	-1.2	-2.6
Industrial commodities less fuels.....		ILF	T15M05	260.171	260.075	260.317	260.358	260.263	0.0	1.5
Construction materials.....		SI	012011	329.435	328.347	325.665	324.751	324.100	-0.2	-2.4
Chemicals and allied products, including synthetic rubber and synthetic fibers and yarns.....		SI	020011	337.140	337.267	340.067	340.117	337.778	-0.7	0.7
Lumber and plywood.....		SI	004011	256.925	255.585	252.649	255.153	258.058	1.1	-1.6
Foods										
All foods.....		SI	013011	266.345	269.432	270.782	272.842	275.150	0.8	5.4
Apples.....	06/08	SI	01102A	115.651	114.464	115.699	115.623	122.035	5.5	-21.6
Berries.....	06/08	SI	01102B	105.642	79.444	119.837	103.034	159.906	55.2	87.0
Processed foods.....		SI	095011	269.609	271.517	272.925	272.404	275.172	1.0	3.7
Textiles										
Selected textile mill products.....		SI	134011	197.609	198.452	198.418	197.743	197.895	0.1	-0.4
Hosiery.....		SI	092011	185.141	185.141	185.142	185.142	185.142	0.0	-0.2
Underwear and nightwear.....		SI	094011	159.977	159.977	159.977	159.977	159.977	0.0	0.2
Metals										
Steel mill products, including fabricated wire products.....		SI	STEEL1	302.547	298.321	289.578	282.663	279.339	-1.2	-11.3
Finished steel mill products, excluding fabricated wire products.....		SI	STEEL2	291.438	285.959	276.481	268.499	264.495	-1.5	-12.2
Finished steel mill products, including fabricated wire products.....		SI	STEEL3	296.355	292.084	283.211	275.720	271.982	-1.4	-11.0
Special metals and metal products.....		SI	018011	244.721	244.192	243.569	242.215	242.182	0.0	0.2
Fabricated metal products.....		SI	017011	285.510	285.883	286.188	287.371	287.041	-0.1	1.1
Copper and copper products.....		SI	019011	595.757	577.898	579.843	548.664	556.141	1.4	11.2
Machinery										
Machinery and motive products.....		SI	093011	190.895	191.064	191.207	191.523	191.682	0.1	2.1
Machinery and equipment, except electrical.....		SI	089011	215.642	215.848	215.976	216.858	216.892	0.0	2.9
Agricultural machinery, including tractors.....		SI	024011	335.083	335.158	333.453	333.202	333.971	0.2	0.4
Metalworking machinery.....		SI	021011	253.469	253.716	253.732	253.809	253.813	0.0	1.5
Total tractors.....		SI	023011	301.812	301.812	303.354	302.730	302.730	0.0	2.0
Agriculture machinery and equipment, less parts.....		SI	021012	330.400	330.474	328.792	328.545	329.303	0.2	0.4
Agricultural machinery, excluding tractors.....		SI	024012	346.074	346.015	344.291	343.607	344.303	0.2	0.2
Medical										
Pharmaceutical preparations for human and veterinary use.....		SI	070011	874.539	873.717	874.904	877.755	877.755	0.0	1.9
Pharmaceuticals for human use, prescription.....	06/01	SI	07003	318.850	318.822	319.276	319.276	319.276	0.0	1.0
Pharmaceuticals for human use, non-prescription.....	06/01	SI	07006	110.681	110.681	111.079	111.107	111.107	0.0	-23.0
Health care services, Medicare patients.....	06/14	SI	HCARE1	115.833	115.785	115.843	115.855	115.765	-0.1	1.7
Health care services, Medicaid patients.....	06/14	SI	HCARE2	125.466	125.382	126.442	126.495	126.545	0.0	5.7
Health care services, private insurance patients.....	06/14	SI	HCARE3	128.495	128.908	129.225	130.107	130.347	0.2	3.8
Health care services, all other patients.....	06/14	SI	HCARE4	133.225	133.136	133.388	133.895	133.955	0.0	1.9

¹ All indexes are subject to revision for 4 months after their originally scheduled publication to incorporate late reports and corrections by survey respondents.

p Preliminary

NOTE: See next page for content of indexes on this table.

Table 13 commodity groupings include the following items:

All commodities except farm products: 02 through 15

Industrial commodities less fuels: 03, 04, and 06 through 15

Construction materials: 062101, 0721, 081105, 081106, 081107, 081203, 081204, 082, 0831, 0835, 086, 092, 101502, 101703, 101704, 10250162, 104101, 105, 106, 1071, 107301, 1074051, 107411, 10830225, 1142, 1147, 11490205, 11710143, 11710144, 11710147, 11710216, 11710217, 123101, 1232, 131108, 1321, 1322, 133, 134, 1361, 1362, 137, 1392, 1394, and 139501

Chemicals and allied products, including synthetic rubber and synthetic fibers: 031, 06 less 064, and 071102

Lumber and plywood: 081 and 083

All foods: 011, 017, and 02 less 0261, 0262, and 029

Apples: 01110208, 01110209, 01110211, 01110215, 01110216, 01110220, 01110229, 01110230

Berries: 01110222, 01110224, 01110225, 01110226, 01110227

Processed foods: 02 less 0261, 0262, and 029

Selected textile mill products: 0327, 03370104, 034, 038108083, 03820312, 038303214, 038303216, and 1231

Hosiery: 03810831

Underwear and nightwear: 03810647, 03810761, 038308083

Steel mill products, including fabricated wire products: 1017 and 1088

Finished steel mill products, excluding fabricated wire products: 101703, 101704, 101705, 101706, 101706, 101707, and 101708

Finished steel mill products, including fabricated wire products: 101703, 101704, 101705, 101706, 101706, 101707, 101708, and 1088

Special metals and metal products: 10, 111, and 141

Fabricated metal products: 103 through 108

Copper and copper products: 10210201, 10220131, 102301, 102403, 102502, 10260314, and 102807013

Machinery and motive products: 11 and 14

Machinery and equipment except electrical: 111, 112, 113, 114, 115, 116, 118, and 119

Agriculture machinery, including tractors: 1114 less 111409

Metalworking machinery: 113A, 1132, 113304, 1137, and 1138

Total tractors: 111410 and 112A less 112A03

Agricultural machinery and equipment, less parts (old commodity code 111): 111 less 111409

Agricultural machinery, excluding tractors (old commodity code 1112): 1114 less 111403

Pharmaceutical preparations for human and veterinary use: 0634 and 0638

Pharmaceuticals for human use, prescription: prescription pharmaceutical price quotes from 0638

Pharmaceuticals for human use, non-prescription: non-prescription pharmaceutical price quotes from 0638

Health care services, Medicare patients: Medicare price quotes from 511 and 512

Health care services, Medicaid patients: Medicaid price quotes from 511 and 512

Health care services, private insurance patients: Private insurance price quotes from 511 and 512

Health care services, all other patients: Price quotes from 511 and 512, less Medicare, Medicaid, and private insurance

Note: Weights for the above components are those used for the comprehensive All commodities index.

Table 14. Producer price indexes and percentage changes for net inputs to industries, excluding capital investment, labor, and imports; not seasonally adjusted
 [September 2024, Index base December 2014=100, unless otherwise indicated]

Title	Other index base	Commodity code		Unadjusted index ¹					Unadjusted 1-month percent change ¹	Unadjusted 12-month percent change ¹
		Group code	Item code	May 2024	June 2024 ^P	July 2024 ^P	Aug. 2024 ^P	Sept. 2024 ^P	Aug. to Sept. ^P	Sept. 2023 to Sept. 2024 ^P
Construction										
Inputs to construction industries, excluding capital investment, labor, and imports.....	06/86	IP	230000	150.514	150.396	150.739	150.750	149.656	-0.7	-0.9
Inputs to construction industries, goods.....		IP	2300001	321.459	319.926	320.831	321.141	318.207	-0.9	-1.9
Inputs to construction industries, energy.....		IP	23000012	135.670	131.444	138.651	135.328	121.266	-10.4	-25.2
Inputs to construction industries, goods less foods and energy....		IP	23000013	153.573	153.249	152.904	153.445	153.504	0.0	0.9
Inputs to construction industries, services.....		IP	2300002	148.808	149.870	150.053	149.799	149.267	-0.4	1.1
Inputs to construction industries, trade services ²		IP	23000021	156.749	158.644	158.512	158.539	157.524	-0.6	0.4
Inputs to construction industries, transportation and warehousing services.....		IP	23000022	131.020	130.651	133.128	131.258	131.017	-0.2	-0.9
Inputs to construction industries, services less trade, transportation, and warehousing.....		IP	23000023	136.679	137.256	136.816	136.935	136.914	0.0	3.2
New construction										
Inputs to new construction, excluding capital investment, labor, and imports.....	06/86	IP	231000	151.199	151.098	151.420	151.511	150.480	-0.7	-0.8
Inputs to new construction, goods.....		IP	2310001	322.005	320.499	321.340	321.886	319.082	-0.9	-1.8
Inputs to new construction, energy.....		IP	23100012	133.772	129.495	137.081	134.193	119.812	-10.7	-25.8
Inputs to new construction, goods less foods and energy.....		IP	23100013	154.570	154.241	153.865	154.462	154.541	0.1	1.0
Inputs to new construction, services.....		IP	2310002	148.807	149.895	150.071	149.835	149.381	-0.3	1.3
Inputs to new construction, trade services ²		IP	23100021	156.909	158.940	158.777	158.767	157.866	-0.6	0.4
Inputs to new construction, transportation and warehousing services.....		IP	23100022	131.020	130.651	133.128	131.258	131.017	-0.2	-0.9
Inputs to new construction, services less trade, transportation, and warehousing.....		IP	23100023	136.665	137.261	136.828	137.049	137.023	0.0	3.4
Inputs to residential construction industries, excluding capital investment, labor, and imports.....	06/86	IP	231100	149.279	149.372	149.491	149.493	148.573	-0.6	-0.1
Inputs to residential construction industries, goods.....		IP	2311001	316.159	315.231	315.708	315.839	313.641	-0.7	-0.7
Inputs to residential construction industries, energy.....		IP	23110012	128.642	125.742	131.993	128.951	116.601	-9.6	-23.5
Inputs to residential construction industries, goods less foods and energy.....		IP	23110013	153.149	152.947	152.583	152.951	153.012	0.0	1.5
Inputs to residential construction industries, services.....		IP	2311002	148.022	148.926	148.882	148.792	148.059	-0.5	1.0
Inputs to residential construction industries, trade services ²		IP	23110021	154.424	155.763	155.365	155.654	154.419	-0.8	0.4
Inputs to residential construction industries, transportation and warehousing services.....		IP	23110022	131.020	130.651	133.128	131.258	131.017	-0.2	-0.9
Inputs to residential construction industries, services less trade, transportation, and warehousing.....		IP	23110023	139.040	139.670	139.189	139.180	139.169	0.0	3.1
Inputs to single family residential construction, excluding capital investment, labor, and imports.....	06/86	IP	231110	147.967	148.074	148.042	148.107	147.374	-0.5	0.2
Inputs to single family residential construction, goods.....		IP	2311101	147.892	147.574	147.541	147.636	146.876	-0.5	-0.5
Inputs to single family residential construction, energy.....		IP	23111012	132.412	129.968	136.119	133.041	120.805	-9.2	-22.7
Inputs to single family residential construction, goods less foods and energy.....		IP	23111013	152.381	152.211	151.727	152.056	152.112	0.0	1.2
Inputs to single family residential construction, services.....		IP	2311102	148.051	148.775	148.747	148.768	148.073	-0.5	1.1
Inputs to single family residential construction, trade services ²		IP	23111021	154.505	155.454	155.125	155.496	154.384	-0.7	0.7
Inputs to single family residential construction, transportation and warehousing services.....		IP	23111022	131.020	130.651	133.128	131.258	131.017	-0.2	-0.9
Inputs to single family residential construction, services less trade, transportation, and warehousing.....		IP	23111023	142.005	142.777	142.131	142.323	142.380	0.0	3.3
Inputs to multifamily residential construction, excluding capital investment, labor, and imports.....	06/86	IP	231120	151.061	151.105	151.138	151.334	150.537	-0.5	0.1
Inputs to multifamily residential construction, goods.....		IP	2311201	153.418	152.816	152.976	153.294	152.519	-0.5	-0.4
Inputs to multifamily residential construction, energy.....		IP	23112012	133.913	130.936	137.205	134.163	121.695	-9.3	-23.1
Inputs to multifamily residential construction, goods less foods and energy.....		IP	23112013	157.489	157.073	156.733	157.333	157.509	0.1	1.6
Inputs to multifamily residential construction, services.....		IP	2311202	148.473	149.434	149.286	149.310	148.477	-0.6	0.9
Inputs to multifamily residential construction, trade services ²		IP	23112021	154.750	156.153	155.648	156.168	154.586	-1.0	0.1
Inputs to multifamily residential construction, transportation and warehousing services.....		IP	23112022	131.020	130.651	133.128	131.258	131.017	-0.2	-0.9
Inputs to multifamily residential construction, services less trade, transportation, and warehousing.....		IP	23112023	132.508	133.218	132.585	132.585	132.786	0.2	3.0
Inputs to other residential construction, excluding capital investment, labor, and imports.....	06/86	IP	231130	148.188	148.288	148.493	148.469	147.485	-0.7	-0.1
Inputs to other residential construction, goods.....		IP	2311301	148.730	148.281	148.670	148.725	147.545	-0.8	-1.0
Inputs to other residential construction, energy.....		IP	23113012	129.088	125.977	132.355	129.283	116.712	-9.7	-23.8
Inputs to other residential construction, goods less foods and energy.....		IP	23113013	150.913	150.755	150.490	150.887	150.949	0.0	1.6
Inputs to other residential construction, services.....		IP	2311302	147.618	148.547	148.476	148.332	147.642	-0.5	1.1
Inputs to other residential construction, trade services ²		IP	23113021	155.138	156.644	156.187	156.402	155.180	-0.8	0.4

See footnotes at end of table.

Table 14. Producer price indexes and percentage changes for net inputs to industries, excluding capital investment, labor, and imports; not seasonally adjusted — Continued
 [September 2024, Index base December 2014=100, unless otherwise indicated]

Title	Other index base	Commodity code		Unadjusted index ¹					Unadjusted 1-month percent change ¹	Unadjusted 12-month percent change ¹	
		Group code	Item code	May 2024	June 2024 ^P	July 2024 ^P	Aug. 2024 ^P	Sept. 2024 ^P	Aug. to Sept. ^P	Sept. 2023 to Sept. 2024 ^P	
Inputs to other residential construction, transportation and warehousing services.....		IP	23113022	131.020	130.651	133.128	131.258	131.017	-0.2	-0.9	
Inputs to other residential construction, services less trade, transportation, and warehousing.....		IP	23113023	129.177	129.655	129.295	129.230	129.185	0.0	3.0	
Inputs to nonresidential construction, excluding capital investment, labor, and imports.....	06/10	IP	231200	150.777	150.592	150.955	151.020	150.052	-0.6	-1.0	
Inputs to nonresidential construction, goods.....		IP	2312001	162.114	161.273	161.693	161.994	160.551	-0.9	-2.1	
Inputs to nonresidential construction, energy.....		IP	23120012	135.309	131.055	138.264	134.945	120.887	-10.4	-25.2	
Inputs to nonresidential construction, goods less foods and energy.....		IP	23120013	154.150	153.748	153.379	154.065	154.133	0.0	0.6	
Inputs to nonresidential construction, services.....		IP	2312002	148.658	149.821	150.115	149.697	149.584	-0.1	1.5	
Inputs to nonresidential construction, trade services ²		IP	23120021	162.041	164.716	164.707	164.212	164.077	-0.1	0.6	
Inputs to nonresidential construction, transportation and warehousing services.....		IP	23120022	131.020	130.651	133.128	131.258	131.017	-0.2	-0.9	
Inputs to nonresidential construction, services less trade, transportation, and warehousing.....		IP	23120023	130.104	130.630	130.279	130.515	130.480	0.0	3.4	
Inputs to commercial and healthcare structures, excluding capital investment, labor, and imports.....		06/10	IP	231210	152.406	152.293	152.470	152.635	152.008	-0.4	-0.3
Inputs to commercial and healthcare structures, goods.....			IP	2312101	165.345	164.844	164.901	165.320	164.391	-0.6	-0.9
Inputs to commercial and healthcare structures, energy.....	IP		23121012	133.288	130.491	136.861	133.729	121.112	-9.4	-23.2	
Inputs to commercial and healthcare structures, goods less foods and energy.....	IP		23121013	155.660	155.362	154.957	155.603	155.590	0.0	0.7	
Inputs to commercial and healthcare structures, services.....	IP		2312102	149.220	150.036	150.541	150.113	150.109	0.0	1.2	
Inputs to commercial and healthcare structures, trade services ²	IP		23121021	163.778	165.512	166.033	165.797	165.932	0.1	0.4	
Inputs to commercial and healthcare structures, transportation and warehousing services.....	IP		23121022	131.020	130.651	133.128	131.258	131.017	-0.2	-0.9	
Inputs to commercial and healthcare structures, services less trade, transportation, and warehousing.....	IP		23121023	130.712	131.333	130.854	131.008	131.014	0.0	3.1	
Inputs to commercial structures, excluding capital investment, labor, and imports.....	06/10		IP	231211	152.857	152.729	152.949	153.136	152.532	-0.4	-0.3
Inputs to commercial structures, goods.....			IP	2312111	152.355	151.881	152.008	152.442	151.596	-0.6	-0.9
Inputs to commercial structures, energy.....		IP	23121112	133.296	130.366	136.801	133.658	120.934	-9.5	-23.4	
Inputs to commercial structures, goods less foods and energy.....		IP	23121113	155.858	155.556	155.225	155.926	155.935	0.0	0.7	
Inputs to commercial structures, services.....		IP	2312112	150.336	151.136	151.598	151.122	151.178	0.0	1.3	
Inputs to commercial structures, trade services ²		IP	23121121	165.151	166.848	167.358	166.943	167.240	0.2	0.4	
Inputs to commercial structures, transportation and warehousing services.....		IP	23121122	131.020	130.651	133.128	131.258	131.017	-0.2	-0.9	
Inputs to commercial structures, services less trade, transportation, and warehousing.....		IP	23121123	134.134	134.760	134.266	134.402	134.419	0.0	2.9	
Inputs to healthcare structures, excluding capital investment, labor, and imports.....		06/10	IP	231212	152.163	152.116	152.289	152.453	151.834	-0.4	-0.2
Inputs to healthcare structures, goods.....			IP	2312121	152.043	151.630	151.633	152.017	151.144	-0.6	-0.8
Inputs to healthcare structures, energy.....	IP		23121212	133.351	130.821	137.048	133.944	121.570	-9.2	-22.8	
Inputs to healthcare structures, goods less foods and energy.....	IP		23121213	155.420	155.156	154.705	155.349	155.305	0.0	0.8	
Inputs to healthcare structures, services.....	IP		2312122	149.081	149.957	150.555	150.160	150.193	0.0	1.3	
Inputs to healthcare structures, trade services ²	IP		23121221	161.302	163.231	163.728	163.706	163.529	-0.1	0.4	
Inputs to healthcare structures, transportation and warehousing services.....	IP		23121222	131.020	130.651	133.128	131.258	131.017	-0.2	-0.9	
Inputs to healthcare structures, services less trade, transportation, and warehousing.....	IP		23121223	131.944	132.518	132.170	132.275	132.611	0.3	3.4	
Inputs to industrial structures, excluding capital investment, labor, and imports.....	06/10		IP	231220	151.656	151.373	151.801	151.721	150.995	-0.5	-0.2
Inputs to industrial structures, goods.....			IP	2312201	159.413	158.821	159.206	159.420	158.236	-0.7	-1.0
Inputs to industrial structures, energy.....		IP	23122012	134.375	130.717	137.574	134.337	120.886	-10.0	-24.4	
Inputs to industrial structures, goods less foods and energy.....		IP	23122013	151.548	151.282	151.035	151.559	151.602	0.0	1.4	
Inputs to industrial structures, services.....		IP	2312202	151.601	151.978	152.549	151.801	152.019	0.1	1.7	
Inputs to industrial structures, trade services ²		IP	23122021	166.065	167.279	167.459	166.513	167.124	0.4	0.8	
Inputs to industrial structures, transportation and warehousing services.....		IP	23122022	131.020	130.651	133.128	131.258	131.017	-0.2	-0.9	
Inputs to industrial structures, services less trade, transportation, and warehousing.....		IP	23122023	131.091	131.190	131.222	131.101	131.224	0.1	3.5	
Inputs to other nonresidential construction, excluding capital investment, labor, and imports.....		06/10	IP	231230	149.900	149.736	150.132	150.189	149.173	-0.7	-1.2
Inputs to other nonresidential construction, goods.....			IP	2312301	160.432	159.532	160.043	160.326	158.826	-0.9	-2.5
Inputs to other nonresidential construction, energy.....	IP		23123012	131.984	127.994	134.374	131.478	118.883	-9.6	-24.3	
Inputs to other nonresidential construction, goods less foods and energy.....	IP		23123013	153.661	153.252	152.910	153.618	153.766	0.1	0.7	
Inputs to other nonresidential construction, services.....	IP		2312302	147.912	149.230	149.441	149.045	148.886	-0.1	1.6	
Inputs to other nonresidential construction, trade services ²	IP	23123021	161.109	164.140	163.981	163.460	163.194	-0.2	0.6		

See footnotes at end of table.

Table 14. Producer price indexes and percentage changes for net inputs to industries, excluding capital investment, labor, and imports; not seasonally adjusted — Continued
 [September 2024, Index base December 2014=100, unless otherwise indicated]

Title	Other index base	Commodity code		Unadjusted index ¹					Unadjusted 1-month percent change ¹	Unadjusted 12-month percent change ¹
		Group code	Item code	May 2024	June 2024 ^P	July 2024 ^P	Aug. 2024 ^P	Sept. 2024 ^P	Aug. to Sept. ^P	Sept. 2023 to Sept. 2024 ^P
Inputs to other nonresidential construction, transportation and warehousing services.....		IP	23123022	131.020	130.651	133.128	131.258	131.017	-0.2	-0.9
Inputs to other nonresidential construction, services less trade, transportation, and warehousing.....		IP	23123023	129.605	130.132	129.784	130.047	130.012	0.0	3.4
Inputs to highways and streets, excluding capital investment, labor, and imports.....		IP	231231	147.499	147.185	147.712	147.882	146.889	-0.7	-1.5
Inputs to highways and streets, goods.....		IP	2312311	147.235	146.230	146.914	147.328	146.002	-0.9	-2.6
Inputs to highways and streets, energy.....		IP	23123112	136.410	131.390	139.041	135.624	120.804	-10.9	-26.3
Inputs to highways and streets, goods less foods and energy....		IP	23123113	152.117	151.572	151.430	152.318	152.592	0.2	0.4
Inputs to highways and streets, services.....		IP	2312312	145.970	147.556	147.647	147.144	147.076	0.0	1.7
Inputs to highways and streets, trade services ²		IP	23123121	162.277	165.966	165.444	164.497	164.493	0.0	0.8
Inputs to highways and streets, transportation and warehousing services.....		IP	23123122	128.274	127.913	130.338	128.508	128.271	-0.2	-0.9
Inputs to highways and streets, services less trade, transportation, and warehousing.....		IP	23123123	129.290	129.906	129.518	129.941	129.897	0.0	3.7
Inputs to power and communication structures, excluding capital investment, labor, and imports.....		IP	231232	146.989	146.853	147.249	147.259	145.965	-0.9	-1.9
Inputs to power and communication structures, goods.....		IP	2312321	149.647	148.534	149.197	149.421	147.211	-1.5	-4.2
Inputs to power and communication structures, energy.....		IP	23123212	132.063	128.029	134.157	131.430	119.522	-9.1	-22.4
Inputs to power and communication structures, goods less foods and energy.....		IP	23123213	153.351	152.929	152.305	153.222	153.296	0.0	0.0
Inputs to power and communication structures, services.....		IP	2312322	143.310	144.525	144.553	144.265	144.242	0.0	1.7
Inputs to power and communication structures, trade services ²		IP	23123221	158.936	162.155	161.883	161.346	161.015	-0.2	0.4
Inputs to power and communication structures, transportation and warehousing services.....		IP	23123222	131.020	130.651	133.128	131.258	131.017	-0.2	-0.9
Inputs to power and communication structures, services less trade, transportation, and warehousing.....		IP	23123223	126.765	127.112	126.911	127.017	127.187	0.1	3.0
Inputs to educational and vocational structures, excluding capital investment, labor, and imports.....		IP	231233	152.015	151.876	152.073	152.124	151.477	-0.4	-0.3
Inputs to educational and vocational structures, goods.....		IP	2312331	151.921	151.409	151.403	151.631	150.791	-0.6	-0.9
Inputs to educational and vocational structures, energy.....		IP	23123312	128.037	125.418	131.496	128.497	116.449	-9.4	-23.0
Inputs to educational and vocational structures, goods less foods and energy.....		IP	23123313	154.180	153.821	153.369	153.835	153.813	0.0	0.7
Inputs to educational and vocational structures, services.....		IP	2312332	149.565	150.362	151.064	150.670	150.520	-0.1	1.3
Inputs to educational and vocational structures, trade services ²		IP	23123321	160.783	162.444	163.281	163.231	163.021	-0.1	0.6
Inputs to educational and vocational structures, transportation and warehousing services.....		IP	23123322	131.020	130.651	133.128	131.258	131.017	-0.2	-0.9
Inputs to educational and vocational structures, services less trade, transportation, and warehousing.....		IP	23123323	131.981	132.546	132.122	132.246	132.215	0.0	3.3
Inputs to other misc. nonresidential construction, excluding capital investment, labor, and imports.....		IP	231234	149.891	149.852	150.173	150.140	149.080	-0.7	-0.8
Inputs to other misc. nonresidential construction, goods.....		IP	2312341	148.314	147.655	148.012	148.145	146.726	-1.0	-1.8
Inputs to other misc. nonresidential construction, energy.....		IP	23123412	134.856	130.563	137.711	134.434	120.473	-10.4	-25.3
Inputs to other misc. nonresidential construction, goods less foods and energy.....		IP	23123413	153.444	153.210	152.753	153.302	153.369	0.0	1.2
Inputs to other misc. nonresidential construction, services.....		IP	2312342	148.395	149.678	149.911	149.527	149.265	-0.2	1.4
Inputs to other misc. nonresidential construction, trade services ²		IP	23123421	160.070	162.993	162.731	162.437	161.917	-0.3	0.4
Inputs to other misc. nonresidential construction, transportation and warehousing services.....		IP	23123422	131.020	130.651	133.128	131.258	131.017	-0.2	-0.9
Inputs to other misc. nonresidential construction, services less trade, transportation, and warehousing.....		IP	23123423	129.704	130.207	129.888	130.088	130.052	0.0	3.4
Maintenance and repair construction										
Inputs to maintenance and repair construction, excluding capital investment, labor, and imports.....		IP	232000	147.342	147.113	147.646	147.624	146.413	-0.8	-0.8
Inputs to maintenance and repair construction, goods.....	06/86	IP	2320001	328.065	326.078	327.561	327.490	323.888	-1.1	-2.0
Inputs to maintenance and repair construction, energy.....		IP	23200012	141.172	134.038	143.124	139.533	121.977	-12.6	-29.6
Inputs to maintenance and repair construction, goods less foods and energy.....		IP	23200013	150.905	150.644	150.448	150.786	150.793	0.0	1.3
Inputs to maintenance and repair construction, services.....		IP	2320002	147.652	148.586	148.887	148.881	148.380	-0.3	1.4
Inputs to maintenance and repair construction, trade services ²		IP	23200021	156.037	157.267	157.417	157.461	156.786	-0.4	0.9
Inputs to maintenance and repair construction, transportation and warehousing services.....		IP	23200022	131.020	130.651	133.128	131.258	131.017	-0.2	-0.9
Inputs to maintenance and repair construction, services less trade, transportation, and warehousing.....		IP	23200023	129.436	130.263	129.980	130.609	130.366	-0.2	3.3
Inputs to residential maintenance and repair, excluding capital investment, labor, and imports.....		IP	232100	146.419	146.193	146.624	146.666	145.794	-0.6	0.1
Inputs to residential maintenance and repair, goods.....	06/86	IP	2321001	307.667	306.231	306.974	307.035	304.746	-0.7	-1.0
Inputs to residential maintenance and repair, energy.....		IP	23210012	141.192	134.247	143.133	139.345	122.491	-12.1	-28.6

See footnotes at end of table.

Table 14. Producer price indexes and percentage changes for net inputs to industries, excluding capital investment, labor, and imports; not seasonally adjusted — Continued
 [September 2024, Index base December 2014=100, unless otherwise indicated]

Title	Other index base	Commodity code		Unadjusted index ¹					Unadjusted 1-month percent change ¹	Unadjusted 12-month percent change ¹
		Group code	Item code	May 2024	June 2024 ^P	July 2024 ^P	Aug. 2024 ^P	Sept. 2024 ^P	Aug. to Sept. ^P	Sept. 2023 to Sept. 2024 ^P
Inputs to residential maintenance and repair, goods less foods and energy.....		IP	23210013	149.047	148.792	148.553	148.850	148.850	0.0	1.3
Inputs to residential maintenance and repair, services.....		IP	2321002	149.670	150.054	150.597	150.658	150.059	-0.4	1.6
Inputs to residential maintenance and repair, trade services ²		IP	23210021	155.763	156.223	156.802	157.201	156.361	-0.5	1.6
Inputs to residential maintenance and repair, transportation and warehousing services.....		IP	23210022	131.020	130.651	133.128	131.258	131.017	-0.2	-0.9
Inputs to residential maintenance and repair, services less trade, transportation, and warehousing.....		IP	23210023	137.394	137.857	137.474	137.311	137.303	0.0	3.0
Inputs to nonresidential maintenance and repair, excluding capital investment, labor, and imports.....		IP	232200	147.815	147.537	148.011	147.838	146.558	-0.9	-1.2
Inputs to nonresidential maintenance and repair, goods.....	06/86	IP	2322001	332.893	330.731	332.362	332.136	328.186	-1.2	-2.4
Inputs to nonresidential maintenance and repair, energy.....		IP	23220012	141.412	134.509	143.296	139.607	122.795	-12.0	-28.6
Inputs to nonresidential maintenance and repair, goods less foods and energy.....		IP	23220013	151.280	151.004	150.789	151.111	151.104	0.0	1.2
Inputs to nonresidential maintenance and repair, services.....		IP	2322002	147.516	148.592	148.569	148.253	147.915	-0.2	1.1
Inputs to nonresidential maintenance and repair, trade services ²		IP	23220021	156.795	158.485	158.109	157.862	157.314	-0.3	0.5
Inputs to nonresidential maintenance and repair, transportation and warehousing services.....		IP	23220022	131.020	130.651	133.128	131.258	131.017	-0.2	-0.9
Inputs to nonresidential maintenance and repair, services less trade, transportation, and warehousing.....		IP	23220023	129.921	130.538	130.066	130.288	130.266	0.0	3.2
Manufacturing³										
Inputs to 325510, paint and coating manufacturing, excluding capital investment, labor, and imports.....	03/13	IP	325510	123.144	123.304	124.439	124.164	123.604	-0.5	-1.4
Inputs to 325510, goods.....	03/13	IP	3255101	118.639	118.907	119.985	119.752	119.084	-0.6	-1.8
Inputs to 325510, energy.....	03/13	IP	32551012	102.978	106.162	108.260	106.375	101.390	-4.7	-12.2
Inputs to 325510, goods less foods and energy.....	03/13	IP	32551013	119.623	119.799	120.849	120.668	120.135	-0.4	-1.5
Inputs to 325510, services.....	03/13	IP	3255102	144.462	143.844	145.285	144.734	144.980	0.2	1.1
Inputs to 325510, trade services ²	03/13	IP	32551021	150.091	148.909	149.819	150.164	150.657	0.3	1.5
Inputs to 325510, transportation and warehousing services.....	03/13	IP	32551022	133.342	133.192	134.981	133.757	133.798	0.0	0.7
Inputs to 326100, plastics products manufacturing, excluding capital investment, labor, and imports.....	03/14	IP	326100	117.757	118.141	119.482	119.216	117.362	-1.6	-0.8
Inputs to 326100, goods.....	03/14	IP	3261001	111.420	111.830	113.213	112.948	110.810	-1.9	-1.2
Inputs to 326100, energy.....	03/14	IP	32610012	121.928	130.367	132.177	132.084	130.226	-1.4	-2.9
Inputs to 326100, goods less foods and energy.....	03/14	IP	32610013	110.722	110.569	111.923	111.646	109.488	-1.9	-1.1
Inputs to 326100, services.....	03/14	IP	3261002	142.565	142.771	143.755	143.511	143.408	-0.1	0.9
Inputs to 326100, trade services ²	03/14	IP	32610021	153.227	153.099	154.685	155.005	154.630	-0.2	-0.2
Inputs to 326100, transportation and warehousing services.....	03/14	IP	32610022	123.858	123.604	125.420	124.192	124.154	0.0	0.3
Inputs to 326100, services less trade, transportation, and warehousing.....	03/14	IP	32610023	132.528	133.681	132.791	132.945	133.146	0.2	3.2
Inputs to 333130, mining and oil and gas field machinery mfg, excluding capital investment, labor, and imports.....	04/14	IP	333130	143.210	142.830	142.304	141.681	141.706	0.0	-0.8
Inputs to 333130, goods.....	04/14	IP	3331301	132.543	132.265	131.107	130.561	130.421	-0.1	-1.8
Inputs to 333130, energy.....	04/14	IP	33313012	103.610	110.233	107.216	108.979	113.297	4.0	-7.0
Inputs to 333130, goods less foods and energy.....	04/14	IP	33313013	133.434	132.986	131.872	131.269	131.019	-0.2	-1.6
Inputs to 333130, services.....	04/14	IP	3331302	161.925	161.264	162.796	161.995	162.542	0.3	1.9
Inputs to 333130, trade services ²	04/14	IP	33313021	175.127	172.761	174.746	174.453	175.564	0.6	1.7
Inputs to 333130, transportation and warehousing services.....	04/14	IP	33313022	119.725	120.119	121.781	119.711	119.258	-0.4	-0.7
Inputs to 333130, services less trade, transportation, and warehousing.....	04/14	IP	33313023	153.802	154.098	154.826	154.651	155.327	0.4	3.7
Inputs to 336111, automobile manufacturing, excluding capital investment, labor, and imports.....	02/14	IP	336111	137.106	136.558	137.998	138.144	138.111	0.0	2.3
Inputs to 336111, goods.....	02/14	IP	3361111	120.675	120.880	121.236	121.347	121.338	0.0	1.6
Inputs to 336111, goods less foods and energy.....	02/14	IP	33611113	120.675	120.880	121.236	121.347	121.338	0.0	1.6
Inputs to 336111, services.....	02/14	IP	3361112	178.927	174.588	181.271	181.557	181.401	-0.1	4.9
Inputs to 336111, trade services ²	02/14	IP	33611121	183.397	178.537	185.742	186.341	186.200	-0.1	5.5
Inputs to 336111, transportation and warehousing services.....	02/14	IP	33611122	133.087	132.712	135.228	133.329	133.084	-0.2	-0.9
Inputs to 336411, airplane manufacturing, excluding capital investment, labor, and imports.....	02/14	IP	336411	132.317	132.175	132.237	132.122	132.017	-0.1	1.9
Inputs to 336411, goods.....	02/14	IP	3364111	123.461	123.555	123.199	123.238	123.175	-0.1	1.4
Inputs to 336411, energy.....	02/14	IP	33641112	96.828	100.391	92.529	96.114	105.984	10.3	-15.9
Inputs to 336411, goods less foods and energy.....	02/14	IP	33641113	123.742	123.828	123.490	123.520	123.434	-0.1	1.5
Inputs to 336411, services.....	02/14	IP	3364112	163.668	162.631	164.279	163.581	163.321	-0.2	3.4
Inputs to 336411, trade services ²	02/14	IP	33641121	181.925	176.795	183.720	183.864	183.936	0.0	4.2
Inputs to 336411, transportation and warehousing services.....	02/14	IP	33641122	132.196	131.824	134.323	132.436	132.193	-0.2	-0.9
Inputs to 336411, services less trade, transportation, and warehousing.....	02/14	IP	33641123	142.449	143.316	142.176	141.371	140.983	-0.3	3.5

See footnotes at end of table.

Table 14. Producer price indexes and percentage changes for net inputs to industries, excluding capital investment, labor, and imports; not seasonally adjusted — Continued
 [September 2024, Index base December 2014=100, unless otherwise indicated]

Title	Other index base	Commodity code		Unadjusted index ¹					Unadjusted 1-month percent change ¹	Unadjusted 12-month percent change ¹
		Group code	Item code	May 2024	June 2024 ^P	July 2024 ^P	Aug. 2024 ^P	Sept. 2024 ^P	Aug. to Sept. ^P	Sept. 2023 to Sept. 2024 ^P
Inputs to 336611, ship building and repairing, excluding capital investment, labor, and imports.....	02/14	IP	336611	146.898	147.529	147.584	147.540	147.677	0.1	2.4
Inputs to 336611, goods.....	02/14	IP	3366111	137.774	138.283	138.093	138.042	138.059	0.0	1.8
Inputs to 336611, energy.....	02/14	IP	33661112	130.944	141.994	140.078	138.872	140.060	0.9	-0.3
Inputs to 336611, goods less foods and energy.....	02/14	IP	33661113	137.957	138.082	137.955	137.946	137.920	0.0	1.9
Inputs to 336611, services.....	02/14	IP	3366112	161.760	162.612	163.132	163.101	163.464	0.2	3.3
Inputs to 336611, trade services ²	02/14	IP	33661121	176.840	174.958	177.306	177.413	178.022	0.3	0.7
Inputs to 336611, transportation and warehousing services.....	02/14	IP	33661122	124.695	125.850	126.967	124.444	123.735	-0.6	-0.5
Inputs to 336611, services less trade, transportation, and warehousing.....	02/14	IP	33661123	153.967	155.118	155.215	155.607	156.095	0.3	4.4
Services³										
Inputs to 484000, truck transportation, excluding capital investment, labor, and imports.....	03/14	IP	484000	130.969	130.556	134.656	134.427	128.579	-4.4	-10.6
Inputs to 484000, goods.....	03/14	IP	4840001	105.462	101.957	112.537	110.326	95.554	-13.4	-33.7
Inputs to 484000, energy.....	03/14	IP	48400012	100.688	97.090	107.912	105.644	90.516	-14.3	-35.5
Inputs to 484000, goods less foods and energy.....	03/14	IP	48400013	113.001	113.123	113.321	113.383	113.383	0.0	0.9
Inputs to 484000, services.....	03/14	IP	4840002	143.691	145.433	144.896	146.046	146.594	0.4	6.2
Inputs to 484000, trade services ²	03/14	IP	48400021	185.072	197.198	189.466	201.341	201.186	-0.1	12.1
Inputs to 484000, transportation and warehousing services.....	03/14	IP	48400022	138.901	138.704	139.401	138.740	138.826	0.1	5.7
Inputs to 484000, services less trade, transportation, and warehousing.....	03/14	IP	48400023	128.206	128.762	129.197	128.834	130.412	1.2	3.3
Inputs to 621A00, offices of health practitioners, excluding capital investment, labor, and imports.....	03/13	IP	621A00	135.711	136.672	136.394	136.130	136.489	0.3	2.1
Inputs to 621A00, goods.....	03/13	IP	621A001	143.389	144.280	144.313	144.449	144.417	0.0	1.4
Inputs to 621A00, energy.....	03/13	IP	621A0012	137.793	149.925	148.613	146.855	147.121	0.2	1.2
Inputs to 621A00, goods less foods and energy.....	03/13	IP	621A0013	144.348	144.395	144.529	144.809	144.755	0.0	1.5
Inputs to 621A00, services.....	03/13	IP	621A002	133.078	134.069	133.666	133.242	133.757	0.4	2.3
Inputs to 621A00, trade services ²	03/13	IP	621A0021	152.138	152.184	153.569	154.796	154.083	-0.5	3.9
Inputs to 621A00, transportation and warehousing services.....	03/13	IP	621A0022	114.832	119.417	117.541	113.478	111.707	-1.6	0.5
Inputs to 621A00, services less trade, transportation and warehousing.....	03/13	IP	621A0023	128.288	129.253	128.694	128.201	128.924	0.6	2.1
Inputs to 813000, membership associations and organizations, excluding capital investment, labor, and imports.....	05/14	IP	813000	168.385	169.805	170.780	170.674	169.527	-0.7	2.9
Inputs to 813000, goods.....	05/14	IP	8130001	139.080	138.808	142.525	140.769	133.488	-5.2	-13.3
Inputs to 813000, energy.....	05/14	IP	81300012	140.360	139.728	145.338	142.399	131.054	-8.0	-20.3
Inputs to 813000, goods less foods and energy.....	05/14	IP	81300013	138.940	139.317	139.654	140.018	140.003	0.0	2.0
Inputs to 813000, services.....	05/14	IP	8130002	170.104	171.740	172.367	172.465	172.088	-0.2	4.8
Inputs to 813000, trade services ²	05/14	IP	81300021	141.686	145.426	144.585	142.282	144.605	1.6	-0.1
Inputs to 813000, transportation and warehousing services.....	05/14	IP	81300022	141.041	140.803	140.991	145.373	145.462	0.1	6.9
Inputs to 813000, services less trade, transportation, and warehousing.....	05/14	IP	81300023	171.915	173.648	174.321	174.157	173.714	-0.3	4.7
Inputs to 813000, maintenance and repair construction.....	05/14	IP	8130003	140.921	141.046	141.375	141.552	141.653	0.1	4.6

¹ All indexes are subject to revision for 4 months after their originally scheduled publication to incorporate late reports and corrections by survey respondents.

² Trade indexes measure changes in margins received by wholesalers and retailers.

³ PPI data for these Net Inputs to Industry Indexes are organized by Bureau of Economic Analysis (BEA) Industry code. The set of products included in an industry input index and the weights for each commodity included in the index are derived from the BEA's Input-Output Accounts Use of Commodities by Industry table in conjunction with U.S. Census Bureau revenue data. For more information, visit <https://www.bls.gov/ppi/notices/2015/updated-inputs-to-industry-producer-price-indexes.htm> online.

p Preliminary

Technical Note

Brief Explanation of Producer Price Indexes

The Producer Price Index (PPI) of the Bureau of Labor Statistics (BLS) is a family of indexes that measures the average change over time in prices received (price changes) by producers for domestically produced goods, services, and construction. PPIs measure price change from the perspective of the seller. This contrasts with other measures, such as the Consumer Price Index (CPI). CPIs measure price change from the purchaser's perspective.

More than 10,000 PPIs for individual products and groups of products are released each month. PPIs are available for the products of virtually every industry in the mining and manufacturing sectors. Over time, new PPIs have been introduced for products of industries in the services and construction sectors of the U.S. economy. As of January 2023, the PPI covered 69 percent of services as measured by 2017 Census revenue, and 17 percent of construction.

More than 64,000 price quotations per month are organized into three sets of PPIs: (1) Final demand-Intermediate demand (FD-ID) indexes, (2) commodity indexes, and (3) indexes for the net output of industries and their products. The FD-ID structure organizes products by class of buyer and degree of fabrication as well as by stage of production. The commodity structure organizes products by similarity of end use or product type. The entire output of various industries is sampled to derive price indexes for the net output of industries and their products.

Final Demand–Intermediate Demand Indexes

The PPI FD-ID structure measures price change for goods, services, and construction sold to final demand and to intermediate demand. The FD-ID system replaced the PPI stage-of-processing (SOP) system as PPI's primary aggregation model with the release of data for January 2014. The FD-ID model expands coverage beyond that of the SOP system through the addition of services, construction, exports, and government purchases.

Compared with finished goods under the SOP system, the PPI for final demand goods includes nearly a 50 percent expansion of coverage. This increase can be traced to the addition of government purchases and exports. For overall final demand, expansion to include final demand services represents an even larger increase in coverage. In December 2022, final demand goods were about 30.7 percent of overall final demand, final demand services were roughly 66.6 percent, and final demand construction was about 2.7 percent of final demand. Within intermediate demand, coverage of services for intermediate demand resulted in about a 45 percent increase in coverage of the intermediate demand portion of the economy.

FD-ID indexes are constructed from commodity-based producer output price indexes. Commodities are allocated to aggregate indexes primarily based on the type of buyer. The main source of data used to determine the type of buyer is the "Use of commodities by industries, before redefinition," table

from the Benchmark Input-Output Accounts of the U.S. In many cases, the same commodity is purchased by different types of buyers. As a result, commodities are often included in several FD-ID indexes. For example, regular gasoline is purchased for personal consumption, export, government use, and business use. The PPI program publishes only one commodity index for regular gasoline (wpu057104), reflecting sales to all types of buyers, and this index is used in all aggregations regardless of whether the gasoline is sold for personal consumption, as an export, to government, or to businesses. Proportions based on BEA "Use of Commodities" data are used to allocate the correct portion of the total weight of gasoline to each use category. In cases when buyer type is an important price determining characteristic, indexes are created based on specific buyer type. For example, within the PPI category for loan services, separate indexes for consumer loans and business loans were constructed. For more information relating to the FD-ID structure, see "A new, experimental system of indexes from the PPI program" in the February 2011 *Monthly Labor Review*.

Final Demand: The final demand portion of the FD-ID structure measures price change for commodities sold for personal consumption, capital investment, government, and export. The system is composed of six main price indexes: final demand goods; final demand trade services; final demand transportation and warehousing services; final demand services less trade, transportation, and warehousing; final demand construction; and overall final demand.

The final demand goods index measures price change for both unprocessed and processed goods sold to final demand. Fresh fruits sold to consumers and computers sold for capital investment are examples of transactions included in the final demand goods price index. The final demand trade services index measures price change for the retailing and wholesaling of merchandise sold to final demand, generally without transformation. (Trade indexes measure changes in margins received by wholesalers and retailers.) The final demand transportation and warehousing services index tracks price change for transportation of passengers, as well as, transportation of cargo sold to final demand, and also includes prices for warehousing and storage of goods sold to final demand. The final demand services less trade, transportation, and warehousing index measures price change for all services other than trade and transportation sold to final demand. Publishing, banking, lodging, and health care are examples of these services. The final demand construction index tracks price change for new construction, as well as maintenance and repair construction sold to final demand. Construction of office buildings is an example of a commodity that would be included in the final demand construction index. Lastly, the overall final demand index tracks price change for all types of commodities sold to final demand by combining the five final demand component indexes described above.

Intermediate Demand: The intermediate demand portion of the FD-ID system tracks price change for goods, services, and construction products sold to businesses as inputs to

production, excluding capital investment. The system includes two parallel treatments of intermediate demand. The first treatment organizes intermediate demand commodities by type. The second organizes intermediate demand commodities into production stages, with the explicit goal of developing a forward-flow model of production and price change.

The intermediate demand by commodity type portion of the system organizes commodities by similarity of product. The system is composed of six main price indexes: unprocessed goods for intermediate demand; processed goods for intermediate demand; intermediate demand trade services; intermediate demand transportation and warehousing services; intermediate demand services less trade, transportation, and warehousing; and intermediate demand construction.

The unprocessed goods for intermediate demand price index measures price change for goods sold to businesses as inputs to production that have undergone no fabrication. Crude petroleum sold to refineries is an example of an unprocessed good sold to intermediate demand. The processed goods for intermediate demand index tracks price change for fabricated goods sold as business inputs. Examples include car parts sold to car manufacturers and gasoline sold to trucking companies. The index for trade services for intermediate demand measures price change for the services of retailing and wholesaling goods purchased by businesses as inputs to production. The intermediate demand transportation and warehousing services index measures price change for business travel, as well as, transportation and warehousing of cargo sold to intermediate demand. The intermediate demand services less trade, transportation, and warehousing index measures price change for services other than trade, transportation, and warehousing sold as inputs to production. Legal and accounting services purchased by businesses are examples of intermediate demand services excluding trade, transportation, and warehousing. Finally, the construction for intermediate demand index measures price change for construction purchased by firms as inputs to production. The index for construction for intermediate demand tracks price change for maintenance and repair construction purchased by firms.

The production flow treatment of intermediate demand is a stage-based system of price indexes. These indexes can be used to study price transmission across stages of production and final demand. This system is constructed in a manner that maximizes forward flow of production between stages, while minimizing back-flow of production. The production flow treatment contains four main indexes: intermediate demand stage 1, intermediate demand stage 2, intermediate demand stage 3, and intermediate demand stage 4.

Indexes for the four stages were developed by first assigning each industry in the economy to one of four stages of production, where industries assigned to the fourth stage primarily produce output consumed as final demand, industries in the third stage primarily produce output consumed by stage 4 industries, industries assigned to the second stage primarily produce output consumed by stage 3 industries, and industries assigned to the first stage produce output primarily consumed by stage 2 industries. The four indexes then track prices for the net inputs consumed by industries in each of the four stages of production. The stage 4

intermediate demand index, for example, tracks price change for inputs consumed, but not produced, by industries included in the fourth stage of production. Hence, the index tracks price change in inputs to industries that primarily produce final demand commodities (stage 4 producers primarily produce commodities sold to final demand).

Examples of heavily weighted goods-producing industries in stage 4 include the manufacture of light trucks and utility vehicles, automobiles, and pharmaceuticals. Retail trade, food service and drinking places, and hospitals are examples of heavily weighted service industries included in stage 4. Stage 4 also includes all new construction industries. Examples of goods consumed by stage 4 industries include motor vehicle parts, commercial electric power, plastic construction products, biological products, and beef and veal. Engineering services, machinery and equipment wholesaling, long distance motor carrying, and legal services constitute examples of services consumed by stage 4 industries.

Examples of highly weighted goods-producing industries included in stage 3 are motor vehicle parts manufacturing, animal (except poultry) slaughtering and processing, and semiconductor manufacturing. Services industries classified in stage 3 include wholesale trade; insurance carriers; architecture, engineering, and related services; and hotels and motels. Examples of goods consumed by stage 3 industries include slaughter steers and heifers, industrial electric power, and hot rolled steel bars, plates, and structural shapes. Services commonly consumed by stage 3 industries include commissions from sales of property and casualty insurance, business loans, temporary help services, and administrative and general management consulting services.

Petroleum refineries; electricity generation, transmission, and distribution; natural gas distribution; cattle ranching and farming; and plastic materials and resin manufacturing are among the goods-based industries assigned to stage 2. Services industries that are heavily weighted in stage 2 include management of companies and enterprises; non-depository credit intermediation; insurance agencies and brokerages; and services to buildings and dwellings. Goods commonly purchased by stage 2 industries include crude oil, natural gas, formula feeds, and primary basic organic chemicals. Services that are heavily weighted in the intermediate demand stage 2 index are legal services, business loans, and cellular phone and other wireless telecommunication.

Goods producing industries in stage 1 include oil and gas extraction, paper mills, and grain farming. Real estate, legal services, and advertising services are examples of highly weighted services industries included in stage 1. Examples of goods consumed by stage 1 industries are commercial and industrial electric power and gasoline. Services commonly consumed by stage 1 industries include solid waste collection, chemicals and allied products wholesaling, and guestroom or unit rental. It should be noted that all inputs purchased by stage 1 industries are by definition produced either within stage 1 or by latter stages of processing, leaving stage 1 less useful for price transmission analysis. For additional information on industry stage assignments, see www.bls.gov/ppi/fd-id/ppi-intermediate-demand-by-production-flow-industry-stage-assignments.htm.

Comparing the PPI with CPI

Although some data users utilize the PPI as a potential indicator of the Consumer Price Index (CPI), there are many reasons why the PPI and the CPI may diverge. The scope of the personal consumption portion of the PPI includes all marketable output sold by domestic producers for households. The scope of the CPI includes goods and services provided by business or government, where explicit user charges are paid by consumers. For example, the most heavily weighted item in the CPI, owners' equivalent rent, is excluded from the PPI. The scope of the CPI includes imports. The PPI excludes imports. The CPI only includes components of personal consumption directly paid for by the consumers, while the PPI includes components of personal consumption that may not be paid for by consumers. For example, the PPI includes medical services paid for by third parties. In contrast to CPI, PPI does not completely cover services. PPIs exclude taxes, since they do not represent producer revenue. Conversely, sales and other taxes paid by consumers are part of household expenditure and are included in the CPI. Additional technical differences between PPI and CPI also exist. For more information see "Comparing new final demand producer price indexes with other Government price indexes," *Monthly Labor Review*, January 2014, at www.bls.gov/opub/mlr/.

Commodity Indexes

The commodity classification of the PPI organizes goods, services, and construction by similarity of product or end use, disregarding industry of origin. With the release of data for July 2009, PPI expanded its commodity structure to include indexes for services and construction products. Prior to this date, the PPI commodity structure only included products from goods producing sectors. Table 9 of the *PPI Detailed Report* includes data for commodity indexes, organized in a hierarchal structure, including major groupings, subgroups, product classes, sub-product classes, and individual items.

Industry Net-Output Price Indexes

PPIs for the net output of industries and their products are grouped according to the North American Industry Classification System (NAICS). Prior to the release of January 2004, industry-based PPIs were published according to the Standard Industrial Classification (SIC) system. Industry price indexes are compatible with other economic time series organized by industry, such as data on employment, wages, and productivity. Table 11 of the *PPI Detailed Report* includes data for NAICS industries and industry groups (3-, 4-, 5-, and 6-digit codes), Census product classes (7- and 8-digit codes), products (9-digit codes), more detailed sub-products (11-digit codes), and, for some industries, indexes for other sources of revenue.

Indexes may represent one of three kinds of product categories. Every industry has primary product indexes that show changes in prices received by establishments classified in the industry for products made primarily, but not necessarily exclusively, by that industry. The industry classification of an establishment is determined by which products make up a plurality of its total shipment value. In

addition, most industries have secondary product indexes that show changes in prices received by establishments for products chiefly made in some other industry. Some industries have miscellaneous receipts indexes that track price changes for other sources of revenue received by establishments within the industry that are not derived from sales of their products; for example, resales of purchased materials, or revenues from parking lots owned by a manufacturing plant.

Data Collection

PPIs are constructed using selling prices reported by establishments of all sizes, selected by probability sampling, with the probability of selection proportionate to size. Individual items and transaction terms also are chosen by probability proportionate to size. BLS strongly encourages cooperating companies to supply actual transaction prices at the time of shipment to minimize the use of list prices. Prices submitted by survey respondents are effective on the Tuesday of the week containing the 13th day of the month. The survey is conducted online via the BLS Internet Data Collection Facility (IDCF). Data provided by survey respondents are supplemented with data from other sources for some areas.

Price data are provided by survey respondents on a voluntary and confidential basis; only sworn BLS employees are allowed access to individual company price reports. BLS publishes price indexes, not actual prices. All PPIs are subject to monthly revisions up to 4 months after original publication to reflect the availability of late reports and corrections by respondents.

BLS periodically updates the PPI sample of survey respondents to better reflect current conditions when the structure, membership, technology, or product mix of an industry shifts significantly and to spread reporting burden among smaller firms. Information on these resampling efforts are noted in the *PPI News Release* and *PPI Detailed Report* in the months they occur.

As part of an ongoing effort to expand coverage to sectors of the economy other than mining and manufacturing, an increasing number of service and construction sector industries have been introduced into the PPI. The following list of industries introduced since the mid-1990s includes the month and year in which an article describing the industry's content appeared in the *PPI Detailed Report*.

Service and construction sector industries introduced into the Producer Price Index, by SIC or NAICS code at their date of introduction and the *PPI Detailed Report* issue that announces their introduction

Title	Code	<i>PPI Detailed Report</i> Issue
	SIC	
Wireless telecommunications	4812	July 1999
Telephone communications, except radio telephone	4813	July 1995
Television broadcasting	4833	July 2002
Grocery stores	5411	July 2000
Meat and fish (seafood) markets	5421	July 2000
Fruit and vegetable markets	5431	July 2000
Candy, nut, and confectionery stores ...	5441	July 2000

Title	Code	PPI Detailed Report Issue
SIC		
Retail bakeries	5461	July 2000
Miscellaneous food stores	5499	July 2000
New car dealers	5511	July 2000
Gasoline service stations	5541	January 2002
Boat dealers	5551	January 2002
Recreational vehicle dealers	5561	January 2002
Miscellaneous retail	59	January 2001
Security brokers, dealers, and investment bankers	6211	January 2001
Investment advice	6282	January 2003
Life insurance carriers	6311	January 1999
Property and casualty insurance	6331	July 1998
Insurance agencies and brokerages ...	6412	January 2003
Operators and lessors of nonresidential buildings	6512	January 1996
Real estate agents and managers	6531	January 1996
Prepackaged software	7372	January 1998
Data processing services	7374	January 2002
Home health care services	8082	January 1997
Legal services	8111	January 1997
Engineering design, analysis, and consulting services	8711	January 1997
Architectural design, analysis, and consulting services	8712	January 1997
Premiums for property and casualty insurance	9331	July 1998
NAICS		
New Industrial building construction	236211	January 2008
New warehouse building construction ..	236221	July 2005
New school construction	236222	July 2006
New office construction	236223	January 2007
New health care building construction..	236224	January 2013
Concrete contractors, nonresidential building work	23811X	July 2008
Roofing contractors, nonresidential building work	23816X	July 2008
Electrical contractors, nonresidential building work	23821X	July 2008
Plumbing / HVAC contractors, nonresidential building work	23822X	July 2008
Merchant wholesalers, durable goods..	423	July 2005
Merchant wholesalers, nondurable goods	424	July 2005
Electronics and appliance stores	443	January 2004
Building material and garden equipment and supplies dealers.....	444	January 2004
Sporting goods, hobby, book, and music stores	451	January 2004
General merchandise stores	452	January 2004
Miscellaneous store retailers	453	January 2004
Pipeline transportation of natural gas....	486210	June 2022
Internet service providers	518111	July 2005
Internet publishing and web search portals	519130	January 2010
Commercial banking	522110	January 2005
Savings institutions	522120	January 2005
Direct health and medical insurance carriers	524114	July 2004

Title	Code	PPI Detailed Report Issue
NAICS		
Construction, mining, and forestry machinery and equipment rental and leasing	532412	January 2005
Management consulting services	541610	January 2007
Security guards and patrol services	561612	July 2005
Offices of dentists	621210	January 2011
Blood and organ banks	621991	January 2007
Amusement and theme parks	713110	July 2006
Golf courses and country clubs	713910	July 2006
Fitness and recreational sports centers.	713940	July 2005
Commercial machinery repair and maintenance.....	811310	July 2007

Weights

Weights for most commodity groupings of the PPI, as well as, weights for commodity-based aggregate indexes calculated from commodity groupings, such as FD-ID indexes, currently reflect 2017 values of shipments as reported in the *Census of Manufactures* and other sources. From January 2018 to December 2022, PPI weights were derived from 2012 shipment values. Industry indexes now are calculated under the 2022 NAICS structure utilizing 2017 value of shipment weights and 2012 net output ratios. The periodic update of the value weights used to calculate the PPI is done to more accurately reflect changes in production and marketing patterns in the economy.

Net output values of shipments are used as weights for industry indexes. Net output values refer to the value of shipments from establishments within the industry to buyers outside the industry. However, weights for commodity indexes are based on gross shipment values, including values of shipments between establishments within the same industry. As a result, broad commodity grouping indexes, such as the PPI for All Commodities (which is composed of major commodity groupings 01 through 15), are affected by the multiple counting of price change at successive stages of processing, which can lead to exaggerated or misleading signals about inflation. The intermediate demand by commodity type FD-ID indexes partially correct for this defect, but industry indexes, final demand FD-ID indexes, and intermediate demand by production flow FD-ID indexes consistently correct for this at all levels of aggregation. Therefore, industry and FD-ID indexes are more appropriate than broad commodity groupings for analysis of general price trends.

Price Index Reference Base

Effective with publication of January 1988 data, many important PPI series (including most commodity groups and individual items) were placed on a new reference base, 1982 = 100. From 1971 through 1987, the standard reference base for most PPI series was 1967 = 100. Except for rounding differences, the shift to the new reference base did not alter any previously published percent changes for affected PPI series. (See “Calculating Index Changes,” below.) The 1982

reference base is not used for commodity indexes with a base later than December 1981 or for industry net output indexes and their products. The FD-ID indexes typically have a reference base of November 2009 = 100.

For further information on the underlying concepts and methodology of the Producer Price Index, see chapter 14, “Producer Prices,” in the *BLS Handbook of Methods*. This chapter can be downloaded from the BLS Web site at www.bls.gov/opub/hom/homch14.htm.

Calculating Index Changes

Each PPI measures price changes from a reference period that equals 100.0. An increase of 5.5 percent from the reference period in the Final Demand Goods Price Index, for example, is shown as 105.5. This change also can be expressed in dollars, as follows: prices received by domestic producers of a sample of final demand goods have risen from \$100 in November 2009 to \$105.50. Likewise, a current index of 90.0 would indicate that prices received by producers of final demand goods are 10 percent lower than they were in November 2009.

Movements of price indexes from one month to another are usually expressed as percent changes, rather than as changes in index points. Index point changes are affected by the level of the index in relation to its base period, whereas percent changes are not. The following example shows the computation of index point and percent changes.

Index point change

Final Demand Goods Price Index	107.5
Less previous index	104.0
Equals index point change	3.5

Index percent change

Index point change	3.5
Divided by the previous index	104.0
Equals	0.034
Result multiplied by 100	0.034 x 100
Equals percent change	3.4

Seasonally Adjusted and Unadjusted Data

Because price data are used for different purposes by different groups, BLS publishes seasonally adjusted and unadjusted changes each month. Seasonally adjusted data are preferred for analyzing general price trends in the economy because these data eliminate the effect of changes that normally occur at about the same time, and in about the same magnitude, every year—such as price movements resulting from normal weather patterns, regular production and marketing cycles, model changeovers, seasonal discounts, and holidays. For these reasons, seasonally adjusted data more clearly reveal underlying trends. Unadjusted data are of primary interest to users who need information that can be related to actual dollar values of transactions. Individuals requiring this information include marketing specialists, purchasing agents, budget and cost analysts, contract specialists, and commodity traders. It is the unadjusted data

that are generally cited when escalating long-term contracts such as purchasing agreements or real estate leases. For more information, see *Price Adjustment Guide for Contracting Parties*, on the Web at: www.bls.gov/ppi/publications/price-adjustment-guide-for-contracting-parties.htm.

Seasonal adjustment is accomplished using X-13 ARIMA, a software package published by the U.S. Census Bureau. Each year, the seasonal status of most commodity indexes is reevaluated to reflect more recent price behavior. Industry net output indexes are not seasonally adjusted. For time series that exhibit seasonal pricing patterns, new seasonal factors are estimated and applied to the unadjusted data from the prior 5 years. Updated seasonally adjusted indexes replace the most recent 5 years of seasonal data.

Seasonal factors may be applied to series using either a direct or an aggregative method. Generally, commodity indexes are seasonally adjusted using direct seasonal adjustment, which produces a more complete elimination of seasonal movements than does the aggregative method. However, the direct seasonal adjustment process may not yield figures that possess additive consistency. Thus, a seasonally adjusted index for a broad category that is directly adjusted may not be logically consistent with all seasonally adjusted indexes for its components. Seasonal movements for FD-ID indexes are derived indirectly through an aggregative method that combines movements of a wide variety of subproduct class (six-digit) series.

Seasonally adjusted indexes can become problematic when previously stable and predictable price patterns abruptly change. If the new pattern persists, the seasonal adjustment method will eventually reflect it; if the pattern keeps shifting, however, seasonally adjusted data will become chronically troublesome. This problem occurs relatively infrequently for farm and food-related products, but has more often affected manufactured products such as automobiles and steel.

Since January 1988, the PPI has used Intervention Analysis Seasonal Adjustment methods to enhance the calculation of seasonal factors. With this technique, outlier values that may distort the seasonal pattern are removed from the data prior to applying the standard seasonal factor estimation procedure. For example, a possible economic cause for large price movements for petroleum-based products might have been the COVID-19 pandemic. In this case, intervention techniques allowed for better estimates of seasonally adjusted data. On the whole, very few series have required intervention. Out of over 400 seasonally adjusted commodity series, 69 were subject to intervention in 2023.

For more information relating to seasonal adjustment methods, see “PPI and CPI Seasonal Adjustment: an Update” in the July 2010 *Monthly Labor Review*, and “PPI and CPI Seasonal Adjustment During the COVID-19 Pandemic” in the May 2022 *Monthly Labor Review*.

Producer Price Index Data on the Internet

In 1995, the BLS began posting PPI series, news releases, and technical information to the internet. There were more than 13 million instances of PPI data being downloaded from the BLS website during 2022.

Retrieving PPI data from the PPI Web site

PPI data can be obtained online (www.bls.gov/ppi). On this page, under the tab labeled “Featured PPI databases” links provide the following methods of data retrieval:

- **Top Picks** is a form-based application for both Industry Data and Commodity Data that allows the user to quickly obtain PPI time series data by selecting the high-level aggregate and other commonly requested time series, including the All Commodities Index and the FD-ID indexes (for example, Final Demand). Within each list, any one—or all—of the time series shown can be selected. A user can modify the date range and output options after executing the query, using the reformat button above the data output table.
- **One-Screen Data Search and Multi-Screen Data Search** are form-based query applications for both Industry Data and Commodity Data designed for users unfamiliar with the PPI coding structure. These applications guide a user through the PPI classification by listing index titles and do not require knowledge of commodity or industry codes. Data retrieved are based on a query formulated by selecting data characteristics from lists provided. Two options are available to create customized tables, depending on a user’s browser capability. The one-screen option is a JavaScript application that uses a single screen to guide a user through the available time series data. The second option is a multiple-screen, non-Java-based application. Both methods allow a user to browse the PPI coding structure and select multiple series. Users can modify the date range and output options after executing the query using the reformat button above the data output table.
- **Series Report** is a form-based application that allows users to input multiple, formatted PPI time series identifiers (commodity or industry codes) as inputs in extracting data according to a specified set of date ranges and output options. This application provides the most efficient path for users who are familiar with the format of PPI time series identifiers. There are five alphabetic prefixes used to create unique PPI time series identifiers: WP, WD, PC, PD, and ND. Each provides the user access to a different PPI database. Adding either a “u” (not seasonally adjusted) or an “s” (seasonally adjusted) to the end of these prefixes further specifies the type of data needed.

EXAMPLES

For commodity and FD-ID indexes, series identifiers combine a “wpu” prefix (not seasonally adjusted) or a “wps” prefix (seasonally adjusted) with a commodity code.

<u>Commodity code</u>	<u>Provides data for:</u>
wps141101	Passenger cars, seasonally adjusted
wpu141101	Passenger cars, not seasonally adjusted
wpufd4	Final demand, not seasonally adjusted
wpsid63	Services for intermediate demand, seasonally adjusted

For discontinued commodity indexes, series identifiers combine a “wdu” prefix (not seasonally adjusted) or a “wds” prefix (seasonally adjusted) with a commodity code.

<u>Commodity code</u>	<u>Provides data for:</u>
wds019	Other farm products, seasonally adjusted
wdu0635	Preparations, ethical (prescription), not seasonally adjusted
wdusi138011	Stainless steel mill products, not seasonally adjusted

Current price indexes grouped by industry according to NAICS have series identifiers that begin with the prefix “pcu.” After the prefix, there are 12 digits (the 6-digit industry code is listed twice) followed by up to 7 alphanumeric characters identifying product detail. Dashes are used as placeholders for higher-level industry group codes.

<u>Industry-product code, current NAICS series</u>	<u>Provides data for:</u>
pcu325---325---	Chemical manufacturing
pcu336110336110	Automobile and light duty motor vehicle manufacturing
pcu621111621111411	Offices of physicians, one- and two-physician practices and single-specialty group practices, general/family practice

Discontinued industry-product codes based on SIC combine a “pdu” prefix and “#” between the fourth and fifth characters of the product code. Series identifiers for the discontinued dataset use underscores as placeholders to complete a reference to an SIC industry group code of fewer than four digits. (All PPI industry-based indexes organized by SIC were discontinued with the introduction of NAICS in 2004.)

<u>Industry-product code, discontinued SIC series</u>	<u>Provides data for:</u>
pdu28_#	Chemicals and allied products
pdu331_#	Blast furnaces, steel works, and rolling and finishing mills
pdu3711#111	Passenger cars

Price indexes for discontinued series grouped by industry according to NAICS have identifiers that begin with the prefix “ndu”. After the prefix, there are 12 numeric digits (the 6-digit industry code is listed twice), and up to 7 additional alphanumeric characters that identify product detail. Dashes are used as placeholders for higher-level group codes.

*Industry-product code,
discontinued NAICS series*
ndu212231212231
ndu2122312122312
ndu212231212231214

Provides data for
Lead and zinc ore mining
Lead, zinc concentrates
Lead concentrates

- **Text Files** are best suited for users requiring access to either a large volume of time series data or other PPI-related documentation, such as seasonal factor tables and relative importance tables. The text files can be accessed at download.bls.gov/ or directly from links on the “PPI Databases” page or the PPI homepage. Data and documentation available for download include the following:

Industry Data	<u>Directory:</u> /pub/time.series/pc
Industry Data - Discontinued (NAICS basis)	/pub/time.series/nd
(SIC basis)	/pub/time.series/pd
Commodity Data (incl. FD-ID)	/pub/time.series/wp
Commodity Data – Discontinued	/pub/time.series/wd
Special requests	/pub/special.requests/ppi

Additional information

The PPI homepage (www.bls.gov/ppi) contains additional information regarding PPI data and methodology. The “PPI Publications” section of the homepage provides PPI news releases, both current and archived, as well as general PPI information. The “PPI Tables” section provides relative importance and seasonal factor tables. The remaining sections offer special notices and publications pertaining to PPI methodology and applications.

For questions or comments regarding PPI data classification, methodology, or data availability on the Internet, call or e-mail the Section of Index Analysis and Public Information at (202) 691-7705 or ppi-info@bls.gov. If you are deaf, hard of hearing, or have a speech disability, please dial 7-1-1 to access telecommunications relay services.